

# 2015 ACC FOOTBALL

2014 ACC CHAMPIONS:  
FLORIDA STATE SEMINOLES



2015 DR PEPPER ACC FOOTBALL  
CHAMPIONSHIP GAME

12.5.15 | CHARLOTTE, NC

THEACC.COM

@THEACC

@THEACCFootball



# ACC COMMUNICATIONS DIRECTORY



**ATLANTIC COAST CONFERENCE** ..... Amy Yakola, Senior Associate Commissioner, Chief of External Affairs (ayakola@theacc.org; 336-369-1215)  
 4512 Weybridge Lane, Greensboro, NC 27407 ..... Mike Finn, Associate Commissioner, Football Communications (mfinn@theacc.org; 336-369-1210)  
 Fax: 336-854-8797 ..... Brian Morrison, Associate Commissioner, Basketball Communications (bmorrison@theacc.org; 336-369-1002)  
 Website: theACC.com ..... Steve Phillips, Associate Director (sphillips@theacc.org; 336-369-1004)  
 Twitter--@theACC and @theACCfootball ..... Amy Ufnowski, Associate Director (aufnowski@theacc.org; 336-369-1003)  
 Facebook--Facebook.com/theACC ..... George Lane, Assistant Director (glane@theacc.org; 336-369-1005)  
 YouTube--youtube.com/theACCsport ..... Marianne Schroer, Assistant Director, External Affairs (mschroer@theacc.org; 336-369-1216)  
 Sarah Maher, intern (smaher@theacc.org; 336-369-1202)

## 2015 ACC Football Information Guide

Volume VXIII, No. 1, published by the Office of the Commissioner and the Communications Office of the Atlantic Coast Conference. Additional information is available, upon request, to accredited members of the media. This guide is located on the ACC.com website (theACC.com). Printed copies of the 2015 ACC Football Information Guide are not available unless you are a media attending the 2015 ACC Football Kickoff. Edited by Mike Finn, Amy Yakola, Steve Phillips, George Lane, Jonathan Coe, Amy Ufnowski, Michael Strickland and Marianne Schroer of the ACC and the Sports Information Directors and their assistants of the ACC. Cover design by Martha Schwab.

### ATLANTIC DIVISION BOSTON COLLEGE

www.bceagles.com  
 Shipping & Mailing: 321 Conte Forum,  
 140 Commonwealth, Ave., Chestnut Hill, MA 02467  
 Phone: 617-552-3004; Fax: 617-552-4903  
 Associate AD/Media Relations: **Chris Cameron**, cameroch@bc.edu  
 Football SID: **Zanna Ollove**, Ollove@bc.edu  
 FB Media Credential Requests: www.sportssystem.com/bostoncollege  
 Facebook: facebook.com/bostoncollegefootball  
 Twitter: @BCFootballNews  
 YouTube: http://www.youtube.com/bcfootballvideo



### CLEMSON

www.clemsontigers.com  
 Mailing: PO Box 31, Clemson, SC 29633  
 Shipping: 100 Perimeter Road/Jervay Athletic Center, Clemson, SC 29634  
 Phone: 864-656-2114; Fax: 864-656-0299  
 Football Contact: Assistant AD/SID: **Tim Bourret**, btimoth@clemson.edu  
 Secondary FB Contact: **Philip Sikes**, philips@clemson.edu  
 FB Credential Requests: **Sammy Blackman**, blackmj@clemson.edu  
 Facebook--www.facebook.com/clemsontigers  
 Twitter--www.twitter.com/cu\_athletics  
 YouTube--http://www.youtube.com/user/ClemsonAthletics



### FLORIDA STATE

www.seminoles.com  
 Mailing: PO Box 2195, Tallahassee, FL 32316  
 Shipping: 403 Stadium Drive West, D-107, Tallahassee, FL 32306  
 Phone: 850-644-1403; Fax: 850-644-3820  
 SID: **Elliott Finebloom**, efinebloom@fsu.edu  
 Football contact: **Zach Stipe**, Zstipe@fsu.edu  
 FB Media Credential Requests: https://www.seminoles.com/multimedia/mediarelations.html  
 Facebook--http://www.facebook.com/FSUfootball  
 Twitter--http://www.twitter.com/FSU\_Football  
 YouTube--http://www.youtube.com/flstaseseminoles



### LOUISVILLE

www.GoCards.com  
 Mailing & Shipping: 2100 S. Floyd Street, Louisville, Ky. 40208  
 Phone: 502-852-6581; Fax: 502-852-7401  
 Associate AD/Media Relations: **Kenny Klein**, kenny@gocards.com  
 Football Contact: **Rocco Gasparro**, rocco@gocards.com  
 FB Media Credential Requests: **Kenny Klein**  
 Twitter--http://twitter.com/UofLFootball; http://twitter.com/CoachPetrinoUL  
 Facebook--http://www.facebook.com/Louisvillefootball  
 YouTube--http://www.youtube.com/user/uoflports



### NC STATE

www.GoPack.com  
 Mailing: Box 8507, Raleigh, NC 27607  
 Shipping: Murphy Football Center, 4600 Trinity Road, Raleigh, N.C. 27607  
 Phone: 919-515-2102; Fax: 919-515-3624  
 Assistant AD: **Annabelle Myers**, annabelle\_myers@ncsu.edu  
 Assistant: **Brian Reinhardt**, brian\_reinhardt@ncsu.edu  
 FB Media Credential Requests: www.sportssystem.com/ncstatefootball  
 Twitter--www.twitter.com/PackFootball  
 Facebook--http://www.facebook.com/StatePackFootball  
 Instagram--https://instagram.com/packfootball/  
 YouTube--http://www.youtube.com/NCStatePackFootball



### SYRACUSE

www.Cuse.com  
 Mailing & Shipping: Manley Fieldhouse, 1301 East Colvin Street, Syracuse, N.Y. 13244  
 Associate AD for Communications: **Sue Edson**, sedson@syr.edu,  
 Phone: 315-443-2608; Cell: 315-952-4787  
 Secondary FB Contact: **Mike Morrison**, mdmorriss@syr.edu; Cell: 315-452-4809  
 FB Media Credential Requests: Sue Edson  
 Twitter--@Cuse  
 Facebook--www.facebook.com/SyracuseOrange



### WAKE FOREST

www.wakeforestsports.com  
 Mailing & Shipping: 519 Deacon Blvd., Winston-Salem, N.C. 27105  
 Phone: 336-758-5640; Fax: 336-758-5140  
 Associate AD/Athletic Communications: **Steve Shutt**, shuttsj@wfu.edu  
 Cell: 336-970-7512  
 Secondary Football Contact **Jay Garneau**, garneajp@wfu.edu,  
 Office: 336-758-3229; Cell: 630-290-2408  
 FB Media Credential Requests: Steve Shutt  
 Twitter--@WFUSports  
 Twitter--Wake\_FB for stats and game reports



### COASTAL DIVISION DUKE

www.goduke.com  
 Mailing: Box 90557, Durham, NC 27708-0557  
 Shipping: 115 Cameron Indoor Stadium, Durham, NC 27708  
 Phone: 919-684-2633; Fax: 919-684-2489  
 Assistant AD/External Affairs: **Art Chase**, chasea@duaa.duke.edu; Cell: 919-599-9820  
 Associate SID: **Sarah Fetters**, fetters@duaa.duke.edu  
 FB Media Credential Requests Contact: Art Chase  
 Twitter--@Duke\_FB; @Duke\_Athletics  
 Facebook--www.facebook.com/DukeFootball



### GEORGIA TECH

www.ramblinwreck.com  
 Mailing & Shipping: 150 Bobby Dodd Way NW, Atlanta, GA 30332  
 Phone: 404-894-5445; Fax: 404-894-1248  
 Assistant AD for Communications/PR: **Chris Yandle**, cyandle@athletics.gatech.edu  
 Associate: **Mike Stamus**, mstamus@athletics.gatech.edu  
 Assistant for Football: **Mike DeGeorge**, mdegeorge@athletics.gatech.edu  
 Assistant for Football: **Brittany McCormick**, bmcormick@athletics.gatech.edu  
 FB Credential Requests: **Mike Stamus**  
 Twitter--@GeorgiaTechFB  
 Facebook--Facebook.com/gtathletics  
 YouTube--youtube.com/ramblinwrecktube



### MIAMI

www.hurricanesports.com  
 Mailing & Shipping: 5821 San Amaro Drive, Coral Gables, FL 33146  
 Phone: 305-284-3244 Fax: 305-284-2807  
 Assistant AD/Communications: **Tom Symonds**, symonds@miami.edu, Cell: 305-240-9142,  
 @Tom\_Symonds  
 Assistant SID/Football Contact: Camron Gorbi, Cell: 876-877-7329, @CamronGhorbi  
 FB Media Credential Requests: http://www.sportssystem.com/Miami  
 Twitter--www.twitter.com/CanesFootball  
 Facebook--facebook.com/CanesFootball  
 YouTube--http://www.youtube.com/user/CanesAllAccess



### NORTH CAROLINA

www.GoHeels.com  
 Mailing: PO Box 2126, Chapel Hill, NC 27514  
 Shipping: Koury Natatorium, Bowles Drive, Chapel Hill, NC 27514  
 Phone: 919-962-2123; Fax: 919-962-0612  
 Football SID: **Kevin Best**, kbest@unc.edu; Cell: 919-619-7020  
 Assistant SID: **Bobby Hundley**, bhundley@unc.edu  
 FB Media Credential Requests: Kevin Best  
 Twitter--www.twitter.com/TarHeelFootball  
 Facebook--http://www.facebook.com/tarheels  
 YouTube--http://www.youtube.com/user/UNCTarHeelsAthletics



### PITTSBURGH

www.pittsburghpanthers.com  
 Mailing: P.O. Box 7436, Pittsburgh, Pa. 15213-0436  
 Shipping: Petersen Events Center, 3719 Terrace Street, Pittsburgh, Pa. 15261  
 Sr. Associate AD/Media Relations: **E.J. Borghetti**, eborghetti@athletics.pitt.edu  
 Phone: 412-648-8420; Fax: 412-648-8248; Cell: 412-491-5110.  
 Media Relations Director: **Ted Feeley**, tfeeley@athletics.pitt.edu, cell: 412-853-4375  
 FB Media Credential Requests: E. J. Borghetti  
 Twitter--@Pittathletics; @GoPittFootball  
 Facebook--www.facebook.com/PittsburghPanthers  
 YouTube--Youtube.com/pittlivewire



### VIRGINIA

www.VirginiaSports.com  
 Mailing: PO Box 400853, Charlottesville, VA 22904-4853  
 Shipping: 295 Massie Road, Charlottesville, VA 22903  
 Phone: 434-982-5500; Direct: 434-243-2467; Fax: 434-982-5525  
 Assistant AD: **Jim Daves**, jimdaves@virginia.edu  
 Assistant SID for Football: **Vince Briedis**, briedis@virginia.edu  
 FB Media Credential Requests: www.SportsSystems.com/Virginia  
 Facebook--www.facebook.com/VirginiaCavaliers  
 Twitter--@VirginiaSports; @uva\_football  
 YouTube--www.youtube.com/VaSportsTV



### VIRGINIA TECH

www.hokiesports.com  
 Mailing & Shipping: 460 Jamerson Athletic Center Blacksburg, VA 24061  
 Phone: 540-231-6726; Fax: 540-231-6984  
 Assistant AD: **Pete Moris**, Morisvt@vt.edu  
 Associate SID: **Marc Mullen**, blj@vt.edu  
 FB Media Credentials: http://www.hokiesports.com/media/credential  
 Twitter--www.twitter.com/Hokiesports  
 Facebook--www.facebook.com/hokiesports  
 YouTube--www.youtube.com/user/vthokiesports





# ACC DIRECTORY, TABLE OF CONTENTS



Atlantic Coast Conference Office  
4512 Weybridge Lane  
Greensboro, N.C. 27407



Phone .....	336/854-8787
Communications Fax.....	336/854-8797
Football Communications Fax .....	336/369-1211

### ACC Communications Staff

Amy Yakola, Senior Associate Commissioner, Chief of External Affairs .....	336/369-1215
Mike Finn, Associate Commissioner, Football Communications.....	336/369-1210
Brian Morrison, Associate Commissioner, Basketball Communications .....	336/369-1002
Steve Phillips, Associate Director, Communications.....	336/369-1004
Amy Ufnowski, Associate Director, Communications .....	336/369-1003
George Lane, Assistant Director, Communications .....	336/369-1005
Marianne Schroer, Assistant Director, External Affairs .....	336/369-1216
Sarah Maher, Intern, Communications.....	336/369-1202

### Atlantic Coast Conference Staff Directory

(Phone: 336/854-8787; E-Mail Addresses: First initial, last name, @theacc.org)

<b>Commissioner</b> .....	<b>John Swofford</b>
<b>Executive Assistant to the Commissioner</b> .....	<b>Cecelia DiAmico</b>
<b>Senior Associate Commissioners</b>	
<b>Amy Yakola</b> , Chief of External Affairs	
<b>Brad Hostetter</b> , Chief of Internal Affairs	
<b>Jeff Elliott</b> , Chief Financial Officer	
<b>Paul Brazeau</b> , Men's Basketball	
<b>Michael Strickland</b> , Football	
<b>Nora Lynn Finch</b> , Women's Basketball	
<b>Kris W. Pierce</b> , Championships & Senior Woman Administrator	
<b>Tim Lynde</b> , Brand Marketing	
<b>Associate Commissioners</b>	
<b>Matt Burgemeister</b> , Compliance & Governance	
<b>Mike Finn</b> , Football Communications	
<b>W. Scott McBurney</b> , Advanced Media	
<b>Brian Morrison</b> , Men's Basketball Communications	
<b>Ben Tario</b> , Multimedia, Business Development and Legal Affairs	
<b>Assistant Commissioners</b>	
<b>Lee Butler</b> , Men's Basketball	
<b>Brandon Neff</b> , Championships	
<b>Coordinator of Officials</b>	
<b>John Clougherty</b> , Men's Basketball	
<b>Charlene Curtis</b> , Women's Basketball	
<b>Dennis Hennigan</b> , Football	
<b>Directors</b>	
<b>Shamaree Brown</b> , Student-Athlete Programs & Compliance	
<b>Kelly Campbell</b> , Compliance	
<b>Alyssa Francona</b> , Football	
<b>Brad Hecker</b> , Women's Basketball Operations	
<b>Lynne Herndon</b> , Business Operations	
<b>Donald Moore</b> , Championships	
<b>Christina L. Tracey</b> , Information Systems	
<b>Kara Tyree</b> , Men's Basketball Operations	
<b>Associate Directors</b>	
<b>Steve Phillips</b> , Communications	
<b>Amy Ufnowski</b> , Communications	
<b>Steve "Slim" Vollinger</b> , Advanced Media	
<b>Assistant Directors</b>	
<b>Ashley Champigny</b> , Championships	
<b>Alyssa Duke</b> , Women's Basketball	
<b>George Lane</b> , Communications	
<b>Ken Marra</b> , Marketing	
<b>Marianne Schroer</b> , External Affairs	
<b>Website Coordinator</b>	
<b>Heather Hirschman</b>	
<b>Graphic Designer</b>	
<b>Martha Schwab</b>	
<b>Coordinators</b>	
<b>Susan Anthony</b> , Finance and Administration	
<b>Jennie Barrett</b> , Championships	
<b>T.C. Gammons</b> , Operations	
<b>Tracey Haith</b> , Student-Athlete Programs, Compliance & Governance, Human Resources	
<b>Tristan Powers</b> , Football	
<b>Emily Watkins</b> , Office Coordinator/Desktop Publishing	
<b>Assistant Coordinator</b>	
<b>Eden Cassidy</b> , Men's Basketball Operations & Officiating	
<b>Allen Franklin</b> , Football and Basketball Video Assistant	
<b>Interns</b>	
<b>Andrew Bacon</b> , Advanced Media	
<b>Tyler Beck</b> , TheACC.com	
<b>Carissa Corbett</b> , Championships	
<b>Sarah Maher</b> , Communications and Public Relations	
<b>Kelly Siciliano</b> , Brand Marketing	

## Table of Contents

### General Information

Communications Directory.....	IFC
Staff Directory, Table of Contents .....	1
ACC Football Media Information.....	2
John Swofford, ACC Commissioner .....	3
The ACC .....	4-5
ACC Football Excellence.....	6-9
National Football Hall of Fame .....	10
Academic Awards .....	11
ACC Football Championship .....	12-17
2015 ACC Bowl Lineup, Directory ....	18-19
Bowl Records .....	20-24
2014 Season In Review .....	25
2014 All-ACC Teams .....	26-27
2014 ACC Award Winners.....	28-31
Tatum, Piccolo, Jacobs Trophy Awards....	32
2014 ACC Statistics .....	33-37
Active Career Leaders .....	38-39
Overtime in the ACC.....	40

### The Teams

Boston College Eagles.....	41-44
Clemson Tigers.....	45-48
Duke Blue Devils .....	49-52
Florida State Seminoles.....	53-56
Georgia Tech Yellow Jackets.....	57-60
Louisville Cardinals.....	61-64
Miami Hurricanes .....	65-68
North Carolina Tar Heels .....	69-72
NC State Wolfpack .....	73-76
Pitt Panthers .....	77-80
Syracuse Orange .....	81-84
Virginia Cavaliers .....	85-88
Virginia Tech Hokies.....	89-92
Wake Forest Demon Deacons.....	93-96
Team Statistics Year-by-Year .....	97-110

### ACC Record Book

Champions Year-by-Year .....	111
Post-Season Honors Year-by-Year.....	112
Composite Football Records.....	113
Coaching Records; Non-ACC Records .114	
Year by Year, 1953-2014.....	105-145
Series Records .....	146-156
Individual Records .....	157-199
Total Offense .....	157-159
Rushing .....	160-164
Passing .....	165-169
Receiving .....	170-174
All-Purpose .....	175-176
Scoring .....	177-180
Punting, Kickoff & Punt Ret. ....	181-185
Defense .....	186-189
Team Records.....	190-199
All-Americans .....	200-204
25th & 50th Anniversary Teams.....	205
NFL Draft Notes .....	206-207
ACC & the NFL Draft.....	208-217
AP Rankings, Ranked Opponents	218-IBC
Composite Football Schedule .....	BC



# 2015 ACC MEDIA INFORMATION

## 2015 ACC Football Coaches Teleconference

The 14 ACC football coaches will be featured on a weekly teleconference each Wednesday from 10:30 a.m., to 12:50 p.m., beginning Sept. 2, and concluding on Tuesday, November 19. The teleconference of Thanksgiving week will be held at the same time, but on Tuesday, Nov. 24. Also, Notre Dame head coach Brian Kelly will join the call beginning at 10:20 a.m. on the following dates prior to the Irish playing an ACC opponent: on Sept. 9 (Virginia), Sept. 16 (Georgia Tech), Sept. 30 (Clemson), Nov. 4 (Pitt), Nov. 11 (Wake Forest) and Nov. 18 (Boston College). Each coach will have 10 minutes to make an opening statement and answer questions. There will be an audiofile and transcript available of each teleconference on the Conference's official website--theACC.com--each afternoon.

### ACC Teleconference Schedule

Dabo Swinney, Clemson.....	10:30 am
Jimbo Fisher, Florida State.....	10:40 am
Bobby Petrino, Louisville.....	10:50 am
Scott Shafer, Syracuse.....	11:00 am
Dave Clawson, Wake Forest.....	11:10 am
Paul Johnson, Georgia Tech.....	11:20 am
Larry Fedora, North Carolina.....	11:30 am
Frank Beamer, Virginia Tech.....	11:40 am
Al Golden, Miami.....	11:50 am
Pat Narduzzi, Pitt.....	12:00 pm
Mike London, Virginia.....	12:10 pm
Steve Addazio, Boston College.....	12:20 pm
David Cutcliffe, Duke.....	12:30 pm
Dave Doeren, NC State.....	12:40 pm

**Media Phone Number:**  
719-325-2428

### ACC Advanced Media Video Clip Service

Broadcast media outlets will be able to access ACC highlights and press conference excerpts via the ACC Video Clip Service (AVCS) throughout the entire 2015-16 sports calendar. This video content will only be available for download in digital files that can be accessed on the AVCS. To register for this service please contact Scott McBurney, Associate Commissioner/Advanced Media, at smcburney@theacc.org or call 336.369.4646.

### CollegePressBox.com

Collegepressbox.com is the official media website for NCAA FBS football. Access and download weekly game notes, quotes, statistics, media guides, headshots, logos and more for each conference and its member schools. Login information will be distributed to accredited media or you can apply for a password by sending an e-mail to: [password@collegepressbox.com](mailto:password@collegepressbox.com).

### theACC.com/media

The Atlantic Coast Conference's official website--theACC.com--is the source for complete ACC football information. theACC.com/media is also the site for transcripts of the league's football coaches teleconferences every Wednesday afternoon during the season. The media section of theACC.com is dedicated to specific needs of the media, including downloads of ACC and school logos and headshots of players and coaches from select sports. You will need an individual account to access the site. To register, go to: [theACC.com/media](http://theACC.com/media).

## Important Dates For Media Covering ACC Football

### Wednesday, September 3, 2015

First 2015 ACC Football Coaches Teleconference (10:30 am to 12:50 pm)

### Tuesday, September 8, 2015

First ACC Player of the Week Awards at Noon. Thereafter will be every Monday by Noon

### Wednesday, October 14, 2015

ACC Football Championship Game Credential Application Website opens

### Tuesday, November 3, 2015

First 2015 College Football Playoff Committee Rankings Announced

### Monday, November 23, 2015

All-ACC Football Team Voting Site Open to all members of ACSMA

### Sunday, November 29, 2015

All-ACC Football Team Voting Site Closes at 5 p.m.

ACC Announces Winner of Jacobs Blocking Trophy, 1 p.m.

ACC Football Championship Game Participating Coaches, Teleconference 4-5 p.m.

### Monday, November 30, 2015

ACC Football Championship Game Participating Student-Athletes Teleconference 11:30 am-12:30 pm

ACSMA Announces All-ACC Football Team, 3 p.m.

Deadline for Media Credential Applications to ACC Football Championship Game, 5 p.m.

### Tuesday, December 1, 2015

ACSMA Announces ACC Coach, Offensive, Defensive and Overall Rookie of the Year, 1 p.m.

### Wednesday, December 2, 2015

ACSMA Announces ACC Offensive, Defensive and Overall Player of the Year Announced, 1 p.m.

### Thursday, December 3, 2015

ACC Announces Winner of Jim Tatum Award (Top Football Scholar-Athlete) and Brian Piccolo Award, (Most Courageous Football Student-Athlete), 11 a.m.

### Friday, December 4, 2015

ACC FB Championship Game Press Conference (Both Participating Coaches), 1-2 pm Bank of America Stadium

### ACC Night of Legends

Charlotte Convention Center, 6 pm

### Saturday, December 5, 2015

2015 Dr Pepper ACC FB Championship Game, Bank of America Stadium 7:45 on ESPN or 8 pm on ABC

### Sunday, December 6, 2015

Selection Sunday-- College Football Playoff and ACC Bowl Teams Announced

### Wednesday, December 9, 2015

ACC Coaches All-ACC Football Team, Awards Announced

### Friday, December 18, 2015

College Football Playoff Media Credential Application Deadline

### February 3, 2016

National Football Signing Day

## Following ACC Football On Facebook

The ACC: [facebook.com/theACC](http://facebook.com/theACC)

**Boston College:**

[facebook.com/bostoncollegefootball](http://facebook.com/bostoncollegefootball)

**Clemson:** [facebook.com/clemsontigers](http://facebook.com/clemsontigers)

**Duke:** <http://www.facebook.com/DukeFootball>

**Florida State:** [facebook.com/FSUfootball](http://facebook.com/FSUfootball)

**Georgia Tech:** [facebook.com/gtathletics](http://facebook.com/gtathletics)

**Louisville:** [facebook.com/Louisvillefootball](http://facebook.com/Louisvillefootball)

**Miami:** [www.facebook.com/CanesFootball](http://www.facebook.com/CanesFootball)

**North Carolina:** [facebook.com/tarheels](http://facebook.com/tarheels)

**NC State:** [facebook.com/StatePackFootball](http://facebook.com/StatePackFootball)

**Pitt:** [facebook.com/PittsburghPanthers](http://facebook.com/PittsburghPanthers)

**Syracuse:** [facebook.com/SyracuseOrange](http://facebook.com/SyracuseOrange)

**Virginia:** [facebook.com/VirginiaCavaliers](http://facebook.com/VirginiaCavaliers)

**Virginia Tech:** [facebook.com/hokiesports](http://facebook.com/hokiesports)

**Wake Forest:** [facebook.com/WakeForestSports](http://facebook.com/WakeForestSports)

## Following ACC Football On Twitter

Follow ACC Football on Twitter with tweets from the ACC or the individual ACC school.

**The ACC:** @theACCFootball or @theACC

**Boston College:** @BCFootballNews

**Clemson:** @CU\_athletics

**Duke:** @Duke\_FB; @Duke\_Athletics

**Florida State:** @FSU\_Football;

**Georgia Tech:** @GTAthletics

**Louisville:** @UofLFootball;

@CoachPetrinoUL

**Miami:** @CanesFootball

**North Carolina:** @TarHeelFootball;

**NC State:** @PackFootball

**Pitt:** @GoPittFootball; @PittAthletics

**Syracuse:** @Cuse

**Virginia:** @VirginiaSports; @uva\_football

**Virginia Tech:** @VT\_Football; @HokieSports

**Wake Forest:** @Wake\_FB or @WFUSports

## Following ACC Football On YouTube

The ACC  
(All are: [www.youtube.com](http://www.youtube.com))

**ACC.....** /ACCDN

**Boston College.....** /bcfootballvideo

**Clemson.....** /user/ClemsonAthletics

**Duke.....** /user/DukeAthletics

**Florida State.....** /flstateseminole

**Georgia Tech.....** /ramblinwrecktube

**Louisville.....** /user/uoflports

**Miami.....** /user/CanesAllAccess

**North Carolina.....** /user/UNCTarHeelsAthletics

**NC State.....** /NCStatePackFootball

**Pitt.....** /pittlivewire

**Syracuse.....** /suathletics

**Virginia.....** [www.youtube.com/VaSportsTV](http://www.youtube.com/VaSportsTV)

**Virginia Tech.....** /vthokiesports

**Wake Forest.....** /user/WakeForestAthletics



John Swofford, now in his 19th year as Atlantic Coast Conference Commissioner, has made a dramatic impact on the ACC and college athletics. The longest-tenured ACC Commissioner and only the fourth in league history, Swofford has built his career on the appropriate balance of academics, athletic achievement and integrity while earning recognition as one of the top administrators in college sports. In addition to overseeing one of the nation's largest athletic conferences, Swofford has been pivotal in positioning the ACC for the future.

## VISION

- Swofford was a leading advocate for the autonomy legislation put forth by the NCAA Division I Board of Directors chaired by Wake Forest President Nathan O. Hatch and approved in January of 2015. The legislation allows the Autonomy 5 conferences to prioritize how better to address the needs of their institutions, athletic programs and student-athletes, and to allocate resources for benefits such as full cost-of-attendance scholarships and healthcare.
- Spearheaded by Swofford and the leadership of its institutions, the ACC Council of Presidents announced on April 22, 2013, that each of its 15 members had signed a grant of media rights. In addition to highlighting the solidarity and commitment of the ACC membership, the move further secured the league's future and its position as one of the nation's premier conferences.

- During his tenure, Swofford has directed the league from a nine to 15 member conference that now spans the entire Eastern Seaboard and beyond with a geographic area that boasts the highest population and the most households of any conference nationally. The past decade has seen the ACC expand and grow stronger with the addition of seven of the nation's most prestigious universities. All of these additions further bolstered the ACC as a vibrant and competitive league dedicated to ensuring the appropriate balance of academics, athletics and integrity.
- Swofford was instrumental in shaping the new postseason format on which the ACC is represented as one of the Power 5 conferences in the College Football Playoff. In addition, the ACC and Orange Bowl Committee are in the midst of 12-year agreement that features an ACC team in the Capital One Orange Bowl when the Orange Bowl is not a semifinal site for the College Football Playoff. The ACC also maintains relationships with the Buffalo Wild Wings Citrus Bowl and the Russell Athletic Bowl in Orlando, the Belk Bowl in Charlotte, the Hyundai Sun Bowl in El Paso, the New Era Pinstripe Bowl in New York, the TaxSlayer.com Gator Bowl in Jacksonville, the Franklin American Music City Bowl in Nashville, the Military Bowl, the Independence Bowl, the Quick Lane Bowl in Detroit and the St. Petersburg Bowl. Overall, the future lineup provides more postseason opportunities, flexibility, improved financials, marquee matchups and attractive destinations.
- In May of 2012, Swofford's leadership and negotiating skills helped the conference extend its exclusive, multi-platform agreement with ESPN. The agreement runs through 2026-27 and features a substantial increase in value and exposure. This enhanced television package began with the 2012-13 academic year and reached new heights financially for the leagues member institutions. ACC content is now televised more than at any point in league history, both regionally and nationally, while also best positioning the conference within the continuous, ever-changing world of technology.
- The ACC showcased its inaugural Dr Pepper ACC Football Championship Game, matching the winners of the Atlantic and Coastal Divisions, in 2005 to a sellout crowd. Now entering its 11th year, the game is set to be played at Charlotte's Bank of America Stadium through 2019. The game has been extremely successful from a fan experience and attendance standpoint, averaging nearly 70,000 fans per contest that includes sellout crowds in both 2010 and 2011 and an ACC Football Championship record crowd of 73,675 in 2011. Over the last five years, the ACC ranks second among all conferences in total attendance at its football championship games.
- During Swofford's tenure, the prestigious ACC Men's Basketball Tournament has traveled to many dynamic cities within the footprint of the league including Atlanta, Washington and Tampa, in addition to the traditional stops in Greensboro and Charlotte. The 2001 ACC Tournament in Atlanta set NCAA attendance records for single session (40,083), per session average (36,505) and total attendance (182,525). Recent years have seen the league reach an historic agreement with Barclays Center in Brooklyn to showcase the tournament to the New York City area for the first time in 2017 and again in 2018. The ACC Tournament will also return to Washington, D.C., in 2016, as well as Charlotte in 2019 and Greensboro in 2020.
- Additionally in the sport of basketball, Swofford was instrumental in creating the ACC/Big Ten Challenge that began in men's basketball in 1999. In 2007, the two conferences also began hosting the inaugural ACC/Big Ten Women's Basketball Challenge.
- In his first year as Commissioner, Swofford placed an added emphasis on the development of women's basketball in the ACC with the hiring of an Associate Commissioner for Women's Basketball to oversee all aspects of the sport on both a conference and national level. As the Athletics Director at North Carolina, Swofford also hired the first African American head coach in the ACC in 1981.
- Swofford's efforts were recognized in May of 2014 by the Sports Business Journal, which tabbed the Atlantic Coast Conference as a finalist for its Sports League of the Year Award.

## STUDENT-ATHLETE WELFARE & OUTREACH

- A long-time advocate of the importance of academics and student-athlete welfare, Swofford stimulated the formation of the league's first-ever ACC Student-Athlete Advisory Committee. This group of current ACC student-athletes gives the conference direct feedback on their experiences competing at the highest level of college athletics.
- Swofford was instrumental in the enhancement of the league's ACC Postgraduate Scholarship Awards program by ensuring that additional scholarship dollars are distributed to more student-athletes than at any point in the league's history.
- The long-time partnership between the ACC and United Way has flourished under Swofford's leadership. His commitment to public service and volunteerism across the member institutions has been highlighted through the league's Public Service Announcements. Across the collegiate landscape, the relationship with United Way is unique to the ACC and its member institutions.
- Under Swofford's direction, the ACC launched a "Community Connections" outreach program which sponsored educational and mentoring activities along with donating books to the communities in which the league holds its conference championships. The initiative was created in 2010-11 to teach life lessons to elementary and middle school students by the ACC's student-athletes visiting local schools to discuss topics such as the importance of healthy living and sportsmanship.

## ATHLETIC EXCELLENCE

- During Swofford's first 18 years as Commissioner, ACC teams won 72 national team titles and an average of over 118 conference teams per year have competed in various NCAA Championships
- At least six ACC teams have earned bowl bids in each of the last eight seasons, including an NCAA-record 11 teams in 2013 (and 11 teams again in 2014). The conference broke its own record set in 2008, when 10 of the ACC's then-12 teams (83 percent) participated in bowl play.
- During his tenure, the ACC has won six NCAA Men's Basketball titles, more than any other conference. In addition, the league was represented by three of its women's basketball programs in the 2006 NCAA Women's Basketball Final Four. In that same year, it was an all-ACC final as the conference claimed its second NCAA Women's Basketball National title.
- A native of North Wilkesboro, N.C., Swofford was a Morehead Scholar at the University of North Carolina. He played on UNC's 1971 ACC Football Championship team and was a member of the ACC Academic Honor Roll. He received his Masters of Education in Athletic Administration from Ohio University and then began his career at the University of Virginia in 1973. He returned to his alma mater in 1976 and became the school's athletic director on May 1, 1980. At the age of 31, he was the youngest major college Athletics Director in the nation at the time and served as its Director of Athletics from 1980-1997. UNC's athletic program led the league in both ACC and NCAA Championships during Swofford's tenure as Athletic Director.

John and his wife Nora reside in Greensboro, N.C., and together they have three children: Amie, who is married to Mike Caudle, Chad and Autumn, who is married to Sherman Wooden. Autumn and Sherman have three children: Maya, Lyla and Lincoln.

## Personal Information

Full Name: John Douglas Swofford  
 Hometown: North Wilkesboro, N.C.  
 Wife: Nora Swofford  
 Children: Amie (husband Mike Caudle), Chad, Autumn (husband Sherman Wooden)  
 Grandchildren: Maya, Lyla, Lincoln

## Education

**High School:** Wilkes Central High School, 1967, North Wilkesboro, N.C.  
**College:** University of North Carolina, 1971  
 Morehead Scholarship Recipient • BA in Industrial Relations  
**Graduate:** Ohio University, 1973 • MEd. in Athletics Administration

## Playing Experience

- Two-time All-State QB and three-sport MVP at Wilkes Central High School, 1965-67
- North Carolina varsity football team quarterback and defensive back, 1967-71
- Peach Bowl, 1970; Gator Bowl, 1971
- ACC Champions, 1971
- ACC Academic Honor Roll, 1970-71

## Athletic Administration Experience

1973-76: Ticket Manager/Asst. to the Director of Athletic Facilities and Finance, University of Virginia  
 1976-79: Assistant Athletics Director and Business Manager, University of North Carolina  
 1979-80: Assistant Executive Vice-President of the Educational Foundation, University of North Carolina  
 1980-97: Director of Athletics, University of North Carolina  
 1997-present: Commissioner, Atlantic Coast Conference

## Membership on Boards and Committees

- Sports Business Journal's Sports Business Awards Committee, 2011-present
- National Sportscasters and Sportswriters Association Honorary Board, 2009-present
- North Carolina Sports Hall of Fame Advisory Board, 2008-present
- Wyndham Championship Board of Directors, 2002-present
- NCAA Men's College Basketball Officiating, LLC Board, 2010-2012
- College Football Officiating, LLC Board of Managers, 2008-2012
- National Letter of Intent Appeals Committee, 2002-2012
- BCS Coordinator, 2000-01, 2008-09
- IA Collegiate Commissioner's Assoc. (Chair), 2005-07
- NCAA Football Board of Directors (President), 2004-05
- NCAA Executive Committee, 1995-97
- NCAA Division I Championship Committee (Chair), 1995-97
- NCAA Special Committee to Study a Division I-A Football Championship, 1994-95
- President of NACDA, 1993-94
- NCAA Special Events Committee, 1987-91
- NCAA Communications Committee (Chair), 1987-89
- NCAA Football Television Committee 1982-86; (Chair), 1984-86

## Honors and Awards

- Corbett Award, 2011 (presented annually by NACDA as the highest honor one can achieve in collegiate athletics administration)
- Achievement in Business Award, 2011 (presented annually by Ohio University's College of Business)
- Father of the Year, 2011 (recognized by the Greater Greensboro Area Father's Day Council)
- North Carolina Sports Hall of Fame, 2009
- Homer Rice Award, 2005 (presented by the Division IA Athletic Directors' Association)
- Horizon Award, 2004 (presented by the Atlanta Sports Council recognizing the National Sports Business Executive of the Year)
- Chick-fil-A Bowl Hall of Fame, 2003
- Fifth most influential person in U.S. sports by the Sporting News, 2003
- Outstanding American Award for the Triangle Chapter of the College Football Hall of Fame, 2002
- North Carolina High School Athletic Association's Hall of Fame, 2002
- Ohio University's Charles R. Higgins Distinguished Alumnus Award, 1984



# THE ATLANTIC COAST CONFERENCE

## The Tradition

Consistency. It is the mark of true excellence in any endeavor.

In today's intercollegiate athletics, competition is so balanced and so competitive that it is virtually impossible to maintain a high level of consistency. Yet the Atlantic Coast Conference has defied the odds.

Now, in its 63rd year of competition, the ACC has long enjoyed the reputation as one of the strongest and most competitive intercollegiate conferences in the nation. And that is not mere conjecture, the numbers support it.

Since the league's inception in 1953, ACC schools have captured 141 NCAA team championships, including 72 in women's competition and 69 in men's. In addition, NCAA individual titles have gone to ACC student-athletes 159 times in men's competition and 120 times in women's action. Given the ACC's strong history and the strengthening of its ranks with the additions of Notre Dame, Pitt and Syracuse in 2013, followed by Louisville in 2014, those numbers – and the league's longstanding tradition of excellence – appear destined to grow in the years ahead.

ACC Football enjoyed another banner year in 2014 as Florida State posted a 13-1 record, won its third straight ACC crown, won 29 straight games—which tied for the 12th-longest streak in college football history—and earned a berth in the first College Football Playoff. Two ACC teams were ranked in the final Associated Press Top 10 as Capital One Orange Bowl champion Georgia Tech (8th) joined the Seminoles (5th). The ACC finished with four teams ranked in the final AP and Coaches polls, with Clemson (15th) and Louisville (24th) also being recognized, and became the first Conference in history to send 11 teams to bowl games in back-to-back seasons. ACC teams defeated five Top 10 non-conference teams in 2014, the most in a single season in league history.

Over the past two seasons, ACC athletes have captured 14 of the 17 major national football awards, including the Heisman, the Outland Trophy, The Nagurski Trophy, the Lombardi Award and the National Football Foundation's Campbell Trophy—the nation's academic Heisman—which was awarded to Duke linebacker David Helton. Louisville's Gerod Holliman tied the NCAA record for most pass interceptions in a season (14) and was named winner of the Jim Thorpe Award while Florida State's Nick O'Leary captured the John Mackey Award as the nation's top tight end. In all, the conference tied its all-time high with six consensus first-team All-Americans.

The ACC total of nine first-round draft picks in the 2015 NFL Draft tied for the most among all conferences, including the overall No. 1 pick in Florida State quarterback Jameis Winston. The ACC also had 47 players selected in 2015, the second-highest total in league history and the second-highest of any conference.

## 2014-15 in Review

The 2014-15 academic year saw ACC teams capture five more national team titles and 16 individual NCAA crowns. In all, the ACC has won 72 national team titles over the last 18 years and has won two or more NCAA titles in 32 of the past 34 years.

Academically, the member institutions of the Atlantic Coast Conference again led the way among Power 5 conferences in the latest "Best Colleges" rankings released by US News & World

Report. ACC member institutions combined for an average rank of 54.8, marking the eighth straight year that the ACC led all Power 5 conferences.

## 2014-15 National Championships

Men's Soccer	Virginia
Women's Soccer	Florida State
Men's Basketball	Duke
Men's Tennis	Virginia
Baseball	Virginia

## The Championships

The conference will conduct championship competition in 27 sports during the 2015-16 academic year--13 for men and 14 for women. The first ACC championship was held in swimming on February 25, 1954.

The 13 sports for men include football, cross country, soccer, basketball, fencing, swimming and diving, indoor and outdoor track & field, wrestling, baseball, tennis, golf and lacrosse. Women's sports were initiated in 1977 with the first championship meet held in tennis at Wake Forest University. Championships for women are currently conducted in cross country, field hockey, soccer, basketball, fencing, swimming and diving, indoor and outdoor track & field, tennis, golf, lacrosse, softball and rowing, with volleyball deciding its champion by regular-season play.

## A History

The Atlantic Coast Conference was founded on May 8, 1953, at the Sedgefield Inn near Greensboro, North Carolina with seven charter members - Clemson, Duke, Maryland, North Carolina, North Carolina State, South Carolina and Wake Forest - drawing up the conference by-laws.

The withdrawal of seven schools from the Southern Conference came early on the morning of May 8, 1953, during the Southern Conference's annual spring meeting. On June 14, 1953, the seven members met in Raleigh, North Carolina, where a set of bylaws was adopted and the name became officially the Atlantic Coast Conference.

Suggestions from fans for the name of the new conference appeared in the region's newspapers prior to the meeting in Raleigh. Some of the names suggested were: Dixie, Mid-South, Mid-Atlantic, East Coast, Seaboard, Colonial, Tobacco, Blue-Gray, Piedmont, Southern Seven and the Shoreline.

Duke's Eddie Cameron recommended that the name of the conference be the Atlantic Coast Conference, and the motion was passed unanimously. The meeting concluded with each member institution assessed \$200.00 to pay for conference expenses.

On December 4, 1953, conference officials met again at Sedgefield and officially admitted Virginia as the league's eighth member. The first withdrawal of a school from the ACC came on June 30, 1971, when the University of South Carolina tendered its resignation. The ACC operated with seven members until April 3, 1978, when Georgia Tech was admitted. The Atlanta school had withdrawn from the Southeastern Conference in January of 1964.

The ACC expanded to nine members on July 1, 1991, with the addition of Florida State.

The conference expanded to 11 members on July 1, 2004, with the addition of Miami and Virginia Tech. On October 17, 2003, Boston College accepted an invitation to become the league's 12th member starting July 1, 2005.

The ACC added its 13th and 14th members on Sept. 18, 2011, when Pittsburgh and Syracuse accepted invitations to join the conference. The two schools officially join the ACC on July 1, 2013.

Notre Dame also officially joined the ACC on July 1, 2013, after announcing on Sept. 12, 2012 its intention to enter the league for competition in all sports but football, bringing the membership of the conference to 15. The Fighting Irish will play five games with ACC schools each year.

On July 1, 2014, Louisville entered the ACC on the same day Maryland withdrew, keeping the conference's membership at 15 institutions.

## The Current ACC Schools

**Boston College** was founded in 1863 by the Society of Jesus to serve the sons of Boston's Irish immigrants and was the first institution of higher education to be founded in the city of Boston. Originally located on Harrison Avenue in the South End of Boston, the College outgrew its urban setting toward the end of its first 50 years. A new location was selected in Chestnut Hill and ground for the new campus was broken on June 19, 1909. During the 1940s, new purchases doubled the size of the main campus. In 1974, Boston College acquired Newton College of the Sacred Heart, 1.5 miles away. With 15 buildings on 40 acres, it is now the site of the Law School and residence halls. In 2004, BC purchased 43 acres of land from the archdiocese of Boston; this now forms the Brighton campus.

**Clemson University** was founded in 1889 through a bequest from Thomas Green Clemson, a Philadelphia-born, European-educated engineer who married John C. Calhoun's daughter, Anna, and settled at her family estate in South Carolina. To help rebuild the state's war-ravaged economy, Clemson left his home and fortune to the state of South Carolina to fund the science and research-oriented institution that bears his name. Located on the shores of Hartwell Lake with its own 16,000-acre forest, Clemson is known today for its focus on student success and engagement, its statewide land-grant mission and its unrelenting school spirit.

**Duke University** was founded in 1924 by tobacco magnate James B. Duke as a memorial to his father, Washington Duke. Originally the school was called Trinity College, a Methodist institution, started in 1859. In 1892, Trinity moved to west Durham where the east campus with its Georgian architecture now stands. Nearby are Sarah P. Duke gardens, and further west the Gothic spires of Duke chapel overlook the west campus.

**Florida State University** is one of 11 universities of the State University System of Florida. It was established as the Seminary West of the Suwannee by an act of the Florida Legislature in 1851, and first offered instruction at the post-secondary level in 1857. Its Tallahassee campus has been the site of an institution of higher education longer than any other site in the state. In 1905, the Buckman Act reorganized higher education in the state and designated the Tallahassee school as the Florida Female College. In 1909, it was renamed Florida State College for Women. In 1947, the school returned to a co-educational status, and the name was changed to Florida State University.

Next to I-85 in downtown Atlanta stands the **Georgia Institute of Technology**, founded in 1885. Its first students came to pursue a degree in mechanical engineering, the only one offered at the time. Tech's strength is not only the red clay of Georgia, but a restored gold and white 1930 model A Ford Cabriolet, the official mascot. The old Ford was first used in 1961, but a Ramblin' Wreck had been around for over three decades.

## Mission Statement

The Atlantic Coast Conference, through its member institutions, seeks to maximize the educational and athletic opportunities of its student-athletes while enriching their quality of life. It strives to do so by affording individuals equitable opportunity to pursue academic excellence and compete successfully at the highest level of intercollegiate athletics competition in a broad spectrum of sports and championships. The Conference will provide leadership in attaining these goals, promoting diversity and mutual trust among its member institutions, in a spirit of fairness for all. It strongly adheres to the principles of integrity and sportsmanship, and supports the total development of the student-athlete and each member institution's athletics departmental staff, with the intent of producing enlightened leadership for tomorrow.

The Ramblin' Wreck fight song appeared almost as soon as the school opened, and it is not only American boys that grow up singing its rollicking tune, for Richard Nixon and Nikita Krushchev sang it when they met in Moscow in 1959.

The **University of Louisville** began to take shape on April 3, 1798, when eight men declared their intention to establish the Jefferson Seminary in Louisville and called upon their fellow citizens to join them in pledging funds for land, buildings, and teachers. These early Louisvillians took the first steps on a journey that would link them with succeeding generations to the modern University of Louisville in the twenty-first century. Today's University of Louisville has become known especially for teaching, research, and service to its community and the advancement of educational opportunity for all citizens thereof. With an enrollment of 21,000, its academic programs attract students from every state and from all over the world.

The **University of Miami** was chartered in 1925 by a group of citizens who felt an institution of higher learning was needed for the development of their young and growing community. Since the first class of 560 students enrolled in the fall of 1926, the University has expanded to more than 15,000 undergraduate and graduate students from every state and more than 114 nations from around the world. The school's colors, representative of the Florida orange tree, were selected in 1926. Orange symbolizes the fruit of the tree, green represents the leaves and white, the blossoms.

The **University of North Carolina**, located in Chapel Hill, has been called "the perfect college town," making its tree-lined streets and balmy atmosphere what a college should look and feel like. Its inception in 1795 makes it one of the oldest schools in the nation, and its nickname of Tar Heels stems from the tar pitch and turpentine that were the state's principal industry. The nickname is as old as the school, for it was born during the Revolutionary War when tar was dumped into the streams to impede the advance of British forces.

**North Carolina State University** is located in the state capital of Raleigh. It opened in 1889 as a land-grant agricultural and mechanical school and was known as A&M or Aggies or Farmers for over a quarter-century. The school's colors of pink and blue were gone by 1895, brown and white were tried for a year, but the students finally chose red and white to represent the school. An unhappy fan in 1922 said State football players behaved like a pack of wolves, and the term that was coined in derision became a badge of honor.

The **University of Notre Dame** began late on the bitterly cold afternoon of November 26, 1842, when a 28-year-old French priest, Rev. Edward Sorin, C.S.C., and seven companions took possession of 524 snow-covered acres that

the Bishop of Vincennes had given them in the Indiana mission fields. A man of lively imagination, Father Sorin named his fledgling school in honor of Our Lady, in his native tongue, "L'Université de Notre Dame du Lac" (The University of Our Lady of the Lake). On January 15, 1844, the University was thus officially chartered by the Indiana legislature.

The **University of Pittsburgh** was founded as Pittsburgh Academy by Hugh Henry Brackenridge in 1787 and is one of the oldest institutions of higher education in the United States. Pitt researchers led by Jonas Salk developed the first polio vaccine in 1955, and Pitt surgeons have performed more than 17,000 organ transplants, making Pitt the world's transplantation capital. In 1932, a Pitt team led by Charles Glen King isolated and identified the chemical structure of vitamin C.

**Syracuse University** was founded during the Methodist State Convention in Syracuse, N.Y., in February of 1870. Measures were taken to raise \$500,000 to endow the university, with the city of Syracuse subscribing \$100,000. Rev. Jesse T. Peck, who was elected president of the Syracuse University Board of Trustees, suggested purchasing 50 acres of farmland in southeastern Syracuse. The Board of Trustees of Syracuse University signed the University charter and certificate of incorporation on March 24, 1870, and university's College of Liberal Arts opened in September of 1871.

The **University of Virginia** was founded in 1819 by Thomas Jefferson and is one of three things on his tombstone for which he wanted to be remembered. James Madison and James Monroe were on the board of governors in the early years. The Rotunda, a half-scale version of the Pantheon which faces the Lawn, is the focal point of the grounds as the campus is called. Jefferson wanted his school to educate leaders in practical affairs and public service, not just to train teachers.

**Virginia Tech** was established in 1872 as an all-male military school dedicated to the original land-grant mission of teaching agriculture and engineering. The University has grown from a small college of 132 students into the largest institution of higher education in the state during its 132-year history. Located in Southwest Virginia on a plateau between the Blue Ridge and Alleghany Mountains, the campus consists of 334 buildings and 20 miles of sidewalks over 2,600 acres. The official school colors - Chicago maroon and burnt orange - were selected in 1896 because they made a "unique combination" not worn elsewhere at the time.

**Wake Forest University** was started on Calvin Jones' plantation amid the stately pine forest of Wake County in 1834. The Baptist seminary is still there, but the school was moved to Winston-Salem in 1956 on a site donated by Charles H. and Mary Reynolds Babcock. President Harry S. Truman attended the ground-breaking ceremonies that brought a picturesque campus of Georgian architecture and painted roofs. Wake's colors have been black and gold since 1895, thanks to a badge designed by student John Heck who died before he graduated.

**BOSTON COLLEGE** -- Charter member of the Big East Conference in 1979; joined the ACC in July, 2005.

**CLEMSON** -- Charter member of the Southern Intercollegiate Athletic Association in 1894; a charter member of the Southern Conference in 1921; a charter member of the Atlantic Coast Conference (ACC) in 1953.

**DUKE** -- Joined the Southern Conference in December, 1928; charter member of the ACC in 1953.

**FLORIDA STATE** -- Charter member of the Dixie Conference in 1948; joined the Metro Conference in July, 1976; joined the ACC July, 1991.

**GEORGIA TECH** -- Charter member of the Southern Intercollegiate Athletic Association in 1894; charter member of Southern Conference in 1921; charter member of the SEC in 1932; charter member of the Metro Conference in 1975; joined the ACC in April, 1978.

**LOUISVILLE** -- Joined Kentucky Intercollegiate Conference in 1925; charter member of Ohio Valley Conference in 1948; joined Missouri Valley Conference in 1964; charter member of Metro Conference in 1975; founding member of Conference USA in 1996; joined Big East Conference in 2005; joined American Athletic Conference in 2013; joined ACC in July, 2014.

**MIAMI** -- Charter member of the Big East Football Conference in 1991; joined the ACC in July, 2004.

**NORTH CAROLINA** -- Charter member of the Southern Intercollegiate Athletic Association in 1894; charter member of the Southern Conference in 1921; charter member of the ACC in 1953.

**NC STATE** -- Charter member of the Southern Conference in 1921; charter member of the ACC in 1953.

**NOTRE DAME** -- Joined the Big East Conference in 1995; joined the ACC in July, 2013.

**PITT** -- Charter member of the EAC in 1975; joined the Big East Conference in 1982; joined the ACC in July, 2013.


**SYRACUSE** -- Charter member of the Big East Conference in 1979; joined the ACC in July, 2013.

**VIRGINIA** -- Charter member of the Southern Intercollegiate Athletic Association in 1894; charter member of the Southern Conference in 1921; resigned from Southern Conference in December 1936; joined the ACC in December, 1953.

**VIRGINIA TECH** -- Charter member of the Southern Conference in 1921; withdrew from the Southern Conference in June, 1965; became a charter member of the Big East Football Conference in Feb. 5, 1991; joined the ACC in July, 2004.


**WAKE FOREST** -- Joined the Southern Conference in February, 1936; charter member of the ACC in 1953.

# ACC FOOTBALL: EXCELLENCE...ON THE FIELD...




Over the past two seasons, ACC athletes have won 14 of the 17 major individual awards in college football, including the Heisman, the Nagurski, the Outland, the Lombardi, the Bednarik and the Campbell Trophy

ROTARY  
LOMBARDI  
AWARD



Florida State's Roberto Aguayo won the Lou Groza Award as a freshman and enters his junior season as the most accurate field goal kicker in the nation (.923)

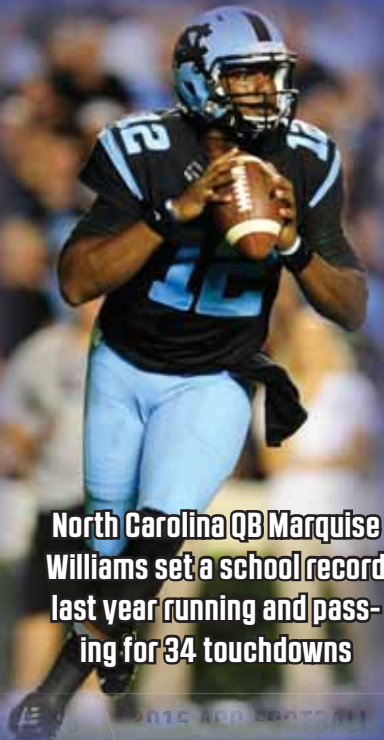


Pitt's Tyler Boyd became the first wide receiver in ACC history to top 1,000 receiving yards as a freshman and a sophomore. He will be a strong candidate for this year's Biletnikoff Award

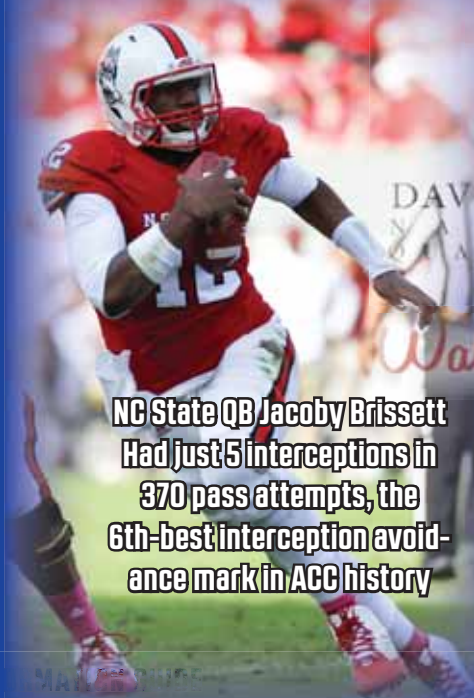
JIM  
THORPE  
AWARD



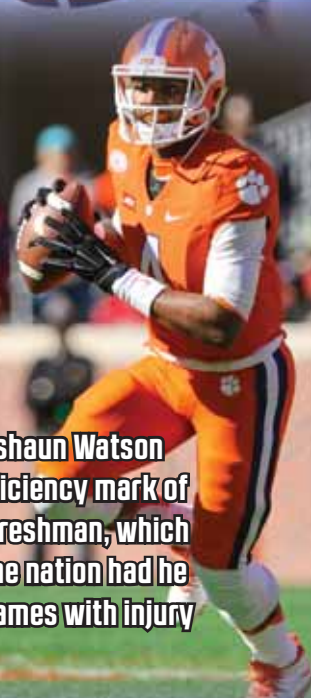
Florida State's Jalen Ramsey and Virginia Tech's Kendall Fuller were both All-Americans in 2014 and are prime candidates to win the 2015 Jim Thorpe Award, given to the nation's top defensive back, which in 2014 was won by Louisville's Gerod Holliman



North Carolina QB Marquise Williams set a school record last year running and passing for 34 touchdowns



NC State QB Jacoby Brissett Had just 5 interceptions in 370 pass attempts, the 6th-best interception avoidance mark in ACC history



Clemson QB Deshaun Watson posted a pass efficiency mark of 188.57 as a true freshman, which would have led the nation had he not missed five games with injury

DAVEY O'BRIEN  
NATIONAL  
QUARTERBACK  
AWARD

Walter Camp



# ...IN THE CLASSROOM...IN THE NFL



Pitt's James Conner enters his junior season having run for more yards (2,564) in his first two seasons in the ACC than any other player. Conner shattered the ACC TD record with 26 last fall

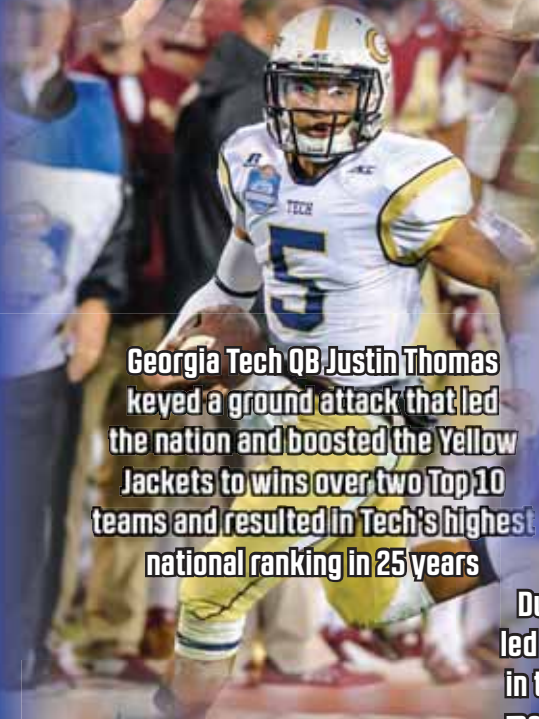


Florida State head coach Jimbo Fisher has led the Seminoles to three straight ACC titles, the 2013 National Championship and 58 wins in his first five seasons as head coach

The ACC tied for the most first round draft picks in the 2015 NFL Draft with nine, including the first overall selection in Florida State QB Jameis Winston



The ACC had 47 players selected in the 2015 NFL Draft and is one of only two conferences to have 42 or more players chosen in back-to-back years



Georgia Tech QB Justin Thomas keyed a ground attack that led the nation and boosted the Yellow Jackets to wins over two Top 10 teams and resulted in Tech's highest national ranking in 25 years



Duke's David Cutcliffe has led the Blue Devils to 19 wins in the past two seasons; the most in a two-year period in Duke history and to a school record three straight bowl appearances



Nine ACC schools were honored by the AFCA for their graduation rates led by Duke which tied nationally for the top honor



Virginia Tech's Frank Beamer leads all active FBS coaches in career wins with 273. He is 6th on the all-time NCAA list with only the icons of college football ahead of him



In each of his five seasons as Louisville's head coach, Bobby Petrino has guided the Cardinals to at least nine wins and has averaged 10 victories per year



Since 2011, the ACC has had 186 players drafted; as of May, 93 percent of them were still in the NFL



In his seven seasons in the ACC, Georgia Tech's Paul Johnson has been named ACC Coach of the Year three times. Only one coach, NC State's Earle Edwards, has been honored four times, and that was in a span of 17 seasons



Clemson's Dabo Swinney has led the Tigers to 10 or more wins in each of the last three years

# ACC FOOTBALL: EXCELLENCE...ON THE FIELD...

The ACC geographic area contains the most television households and highest population of any conference in the nation.



Five ACC pivotmen have been named to the preseason watch list for the Rimington Trophy, including Clemson's Ryan Norton, Duke's Matt Skura, Georgia Tech's Freddie Burden, North Carolina's Lucas Crowley and Pitt's Alex Officer



In 2014, NC State's Dave Doeren guided the Wolfpack to the second-best improvement by any team from the Power Five Conferences, including eight wins and a win over UCF in the St. Petersburg Bowl




Miami's Brad Kaaya, the 2014 ACC Rookie of the Year, led the league in passing efficiency and touchdown passes as a true freshman



Clemson's Artavis Scott, a first-team Freshman All-American, had 76 catches as a true freshman in 2014, the third-best total for a rookie in league history



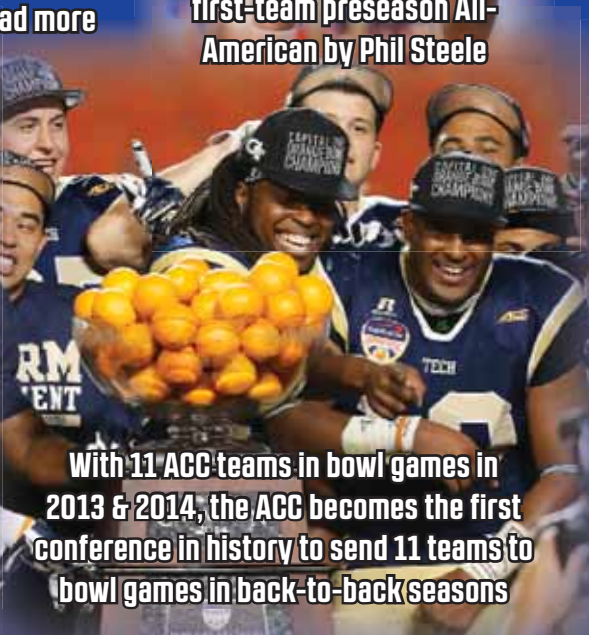
North Carolina's Quinshad Davis has 21 career receiving TDs. Only one returning player in the nation has had more



A second-team All-America safety in 2014, Duke's Jeremy Cash has been named a 2015 first-team preseason All-American by Phil Steele



The 2014 Dr Pepper ACC Football Championship Game achieved a 6.2 TV rating on ABC, making it the most-viewed ACC title game in history with 10,145,671 viewers



54 of Riley Dixon's 75 punts for Syracuse resulted in fair catches or were placed inside of the Orange opponent's 20-yard line

With 11 ACC teams in bowl games in 2013 & 2014, the ACC becomes the first conference in history to send 11 teams to bowl games in back-to-back seasons

# ...IN THE CLASSROOM...IN THE NFL

Five of the top 10 highest-rated games on ESPN platforms in 2014 featured an ACC team



In his 38 games as head coach, Larry Fedora's UNC teams have averaged 35.4 points a game compared to a 23.3 norm in the 13 seasons before he arrived in Chapel Hill

Virginia's Quin Blanding led all freshmen nationally in tackles and was a consensus first-team Freshman All-American and the ACC's Defensive Rookie of the Year

Over the past three seasons, Michigan State's defense, led by new Pitt head coach Pat Narduzzi, led the nation in total defense

In his first two years at Boston College, Steve Addazio has taken the Eagles to back-to-back bowl games, the first BC head coach to do so in his first two seasons since the legendary Frank Leahy in 1939-40

Florida State's Roderick Johnson started five games as a true freshman and is one of eight ACC linemen named to the preseason watch list for the Outland Trophy

Georgia Tech DE was named a consensus Freshman All-American

Wake Forest DT Tyler Harris tied for the nation's lead in blocked kicks with three and was second in fumble recoveries with four

The ACC had 47 players selected in the 2015 NFL Draft, second-most of any conference, and has had 89 selected in the 2014 and 2015 drafts

The ACC has finished first nationally among all conferences seven of the last nine years in the NCAA's Graduation Success Rate (GSR) and first each of the last eight years in the NCAA's APR



North Carolina offensive guard Landon Turner has been named a 2015 preseason first-team All-American by Phil Steele

Duke PK Ross Martin ranks 2nd among all returning kickers nationally in field goals made (53) and 3rd in field goal percentage (.825) of those with a minimum of 30 made field goals



# THE ACC AND THE COLLEGE FOOTBALL HALL OF FAME



## The National Football Foundation and College Football Hall of Fame

Atlantic Coast Conference schools will have an inductee this year at the annual National Football Foundation and College Hall of Fame annual banquet in New York City. Pitt offensive tackle Ruben Brown will be honored as the 25th Pitt Panther to be chosen by the Hall. His selection brings the total to 21 former players or coaches who have been tabbed for induction into the College Hall of Fame from current Atlantic Coast Conference schools over the last 11 years. Brown will be inducted at the annual NFF & College Hall of Fame banquet which will be held on Dec. 8, at the Waldorf Astoria Hotel in New York City. That brings to 127 the number of players and coaches inducted into the Hall of Fame from current ACC schools.

\*Denotes inductees spent significant portions of careers at other schools. Legend includes name, position, years played and year inducted.

### Boston College (9)

*Frank Cavanaugh, Coach, 1898-1932.....	1954
*Gil Dobie, Coach.....	1951
Doug Flutie, Quarterback, 1981-84.....	2007
Chet Gladchuck, Center, 1936-40.....	1975
Gene Goodreault, End, 1938-40.....	1982
Mike Holovak, Fullback, 1940-42.....	1985
George Kerr, Guard, 1938-40.....	1984
*Frank Leahy, Coach, 1939-53.....	1970
Charlie O'Rourke, Halfback, 1938-40.....	1972

### Clemson (6)

Jeff Davis, Linebacker, 1978-81.....	2007
*John Heisman, Coach, 1892-1927.....	1954
Frank Howard, Coach, 1940-69.....	1989
Terry Kinard, Safety, 1978-82.....	2001
Banks McFadden, Halfback, 1937-39.....	1959
*Jess Neely, Coach, 1924-1966.....	1971

### Duke (12)

Fred Crawford, Tackle, 1931-33.....	1973
Al DeRogatis, Center/Tackle, 1945-48.....	1986
Dan Hill, Center, 1936-38.....	1962
Clarkston Hines, Wide Receiver, 1986-89.....	2010
*Howard Jones, Coach, 1908-40.....	1951
Steve Lach, Halfback, 1939-41.....	1980
George McAfee, Halfback, 1937-39.....	1961
Mike McGee, Guard, 1957-59.....	1990
*Bill Murray, Coach, 1940-65.....	1974
Ace Parker, Halfback, 1934-36.....	1955
Eric Tipton, Halfback, 1936-38.....	1965
*Wallace Wade, Coach, 1923-50.....	1955

### Florida State (7)


Fred Biletnikoff, Flanker, 1962-64.....	1991
*Bobby Bowden, Coach, 1959-2009.....	2006
*Darrell Mudra, Coach, 1959-87.....	2000
Deion Sanders, Cornerback, 1985-88.....	2011
Ron Sellers, Wide Receiver, 1966-68.....	1988
Ron Simmons, Noseguard, 1977-80.....	2008
Charlie Ward, QB, 1989, 91-93.....	2006



**Bobby Bowden**  
Florida State



**Ernie Davis**  
Syracuse



**Mike McGee**  
Duke



**Ruben Brown**  
Pitt



**Joe Hamilton**  
Georgia Tech

### Georgia Tech (16)

Bill Alexander, Coach, 1920-44.....	1951
Maxie Baughan, Center, 1957-59.....	1988
Ray Beck, Guard, 1948-51.....	1997
Bobby Davis, Tackle, 1944-47.....	1978
Bobby Dodd, Coach, 1945-66.....	1993
Bill Fincher, End/Tackle, 1916-20.....	1974
*Buck Flowers, Halfback, 1916-20.....	1955
*Joe Guyon, HB/T, 1912-13; 1917-18.....	1971
Joe Hamilton, QB, 1996-99.....	2014
*John Heisman, Coach, 1892-1927.....	1954
George Morris, Linebacker, 1950-52.....	1981
Larry Morris, Center, 1951-54.....	1992
Peter Pund, Center, 1926-28.....	1963
Randy Rhino, Safety, 1972-74.....	2002
Everett Strupper, Halfback, 1915-17.....	1972
Pat Swilling, OLB, 1982-85.....	2009

### Miami (9)

Bennie Blades, Safety, 1984-87.....	2006
Don Bosseler, Fullback, 1953-56.....	1990
*Andy Gustafson, Coach, 1926-63.....	1985
*Jack Harding, Coach, 1926-47.....	1980
Ted Hendricks, Def. End, 1966-68.....	1987
Jimmy Johnson, Head Coach.....	2012
Russell Maryland, Def. Tackle, 1987-89.....	2011
Vinny Testaverde, Quarterback, 1982, 84-86.....	2013
Gino Torretta, Quarterback, 1989-92.....	2009

### North Carolina (8)

Dre' Bly, Cornerback, 1996-98.....	2014
*Hunter Carpenter, Halfback, 1900-05.....	1957
Charlie Justice, Halfback, 1946-49.....	1961
Don McCauley, Tailback, 1968-70.....	2001
*Barney Poole, End, 1942-48.....	1974
*Carl Snavely, Coach, 1927-58.....	1965
*Jim Tatum, Coach, 1942-58.....	1984
Art Weiner, End, 1946-49.....	1992

### NC State (7)

Ted Brown, Running Back, 1975-78.....	2013
Dennis Byrd, Defensive End, 1965-67.....	2010
Roman Gabriel, Quarterback, 1959-61.....	1989
*Lou Holtz, Head Coach, 1972-75.....	2009
Jack McDowall, Halfback, 1925-27.....	1975
Jim Ritcher, Center, 1976-79.....	1998
*Buck Shaw, Coach, 1924-57.....	1972

### Pittsburgh (25)

Ruben Brown, Offensive Tackle, 199-94.....	2015
Len Casanova, Coach, 1895.....	1977
Jimbo Covert, Tackle, 1979-82.....	2003
Averell Daniell, Tackle, 1934-35.....	1975
Tom Davies, Halfback, 1918-21.....	1970
Mike Ditka, End, 1958-60.....	1986
Josph Donchess, End, 1927-29.....	1979
Tony Dorsett, Running Back, 1973-76.....	1994
Bill Fralic, Offensive Tackle, 1981-84.....	1999
Marshall Goldberg, Running Back, 1936-38.....	1958
Hugh Green, Defensive End, 1977-80.....	1996
*Johnny Majors, Halfback, 1954-56.....	1987

Dan Marino, Quarterback, 1979-82.....	2002
Mark May, Offensive Tackle, 1977-80.....	2005
Herb McCracken, End-HB, 1918-20.....	1973
George McLaren, Fullback, 1915-18.....	1965
Robert Peck, Center, 1913-16.....	1954
Joe Schmidt, Linebacker, 1950-52.....	2000
Clark Shaughnessy, Coach.....	1968
Joe Skladany, End, 1931-33.....	1975
Herb Stein, Center, 1918-21.....	1967
John B. "Doc" Sutherland, Guard, 1914-17.....	1951
Coach, 1924-38.....	
Joseph Thompson, Halfback, 1904-06.....	1971
Coach, 1908-12.....	
Hube Wagner, End-HB, 1910-13.....	1973
Glenn "Pop" Warner, Coach, 1915-23.....	1951
# Inducted as player at Tennessee.....	

### Syracuse (17)

Joe Alexander, Guard, 1917-20.....	1954
Jim Brown, Running Back, 1954-56.....	1995
Larry Csonka, Fullback, 1965-67.....	1989
Hugh Duffy Daugherty, 1937-39.....	1984
Coach (Assistant), 1940, 1946.....	
Ernie Davis, Running Back, 1959-61.....	1979
Tim Green, Defensive End, 1982-85.....	2002
Vic Hanson, End, 1924-26.....	1973
Coach, 1930-36, Assistant, 1928-29.....	
Howard Jones, Coach, 1908.....	1951
T.A.D. Jones, Coach, 1909-10.....	1958
Floyd Little, Running Back, 1964-66.....	1983
Don McPherson, Quarterback, 1985-87.....	2008
Dick MacPherson, Coach, 1981-90.....	2009
Clarence "Biggie" Munn, Coach, 1946.....	1959
Frank "Buck" O'Neill, Coach, 1906-07, 1913-15; 1917-19, 1936.....	1951
Floyd "Ben" Schwartzwalder, Coach, 1949-73.....	1982
Lynn "Pappy" Waldorf, 1922-24.....	1966
Bud Wilkinson, Coach, 1938-41.....	1969

### Virginia (7)

Jim Dombrowski, Tackle, 1984-87.....	2008
Bill Dudley, Halfback, 1939-41.....	1956
*Frank Murray, Coach, 1922-49.....	1983
*Greasy Neale, Coach, 1915-33.....	1967
Joe Palumbo, Middle Guard, 1949-51.....	1999
Tom Scott, End, 1950-52.....	1979
*George Welsh, Coach, 1973-2000.....	2004

### Virginia Tech (6)

*Hunter Carpenter, Halfback, 1900-05.....	1957
*Jerry Claiborne, Coach, 1961-89.....	1999
Carroll Dale, End, 1957-59.....	1987
*Andy Gustafson, Coach, 1926-63.....	1985
Frank Loria, Safety, 1965-67.....	1999
Bruce Smith, Def. Tackle, 1981-84.....	2006



## AFCFA Academic Achievement Award

The Academic Achievement Award has been presented annually since 1981. The award recognized a Division I-A member school with the highest graduation rate among members of its football team. Current ACC schools have won the award 21 times in the

33 years of the award. Duke has earned the award 13 times, Boston College on four occasions, Virginia twice and Wake Forest and Miami once each. New ACC school Syracuse took home the honor in 2000 and has been an Honorable Mention honoree 20 times. More ACC schools (117) have been honored than any other conference and the 15 league schools who have won the AFCFA's top award are the most of any autonomy Conference. Schools with a 70 percent graduation rate were accorded an honorable mention listing.

### Past Winners

1981	Duke	Atlantic Coast
1982	Notre Dame	Independent
1983	Notre Dame	Independent
1984	Duke	Atlantic Coast
	Notre Dame	Independent
1985	Virginia	Atlantic Coast
1986	Virginia	Atlantic Coast
1987	Duke	Atlantic Coast
1988	Notre Dame	Independent
1989	Kentucky	Southeastern
1990	Duke	Atlantic Coast
1991	Notre Dame	Independent
1992	Texas Christian	Southwest
	Boston College	Big East
1993	Duke	Atlantic Coast
1994	Duke	Atlantic Coast
1995	Duke	Atlantic Coast
	Wake Forest	Atlantic Coast
	Boston College	Big East
1996	Duke	Atlantic Coast
	Boston College	Big East
	Vanderbilt	Southeastern
1997	Duke	Atlantic Coast
1998	Northwestern	Big Ten
1999	Duke	Atlantic Coast
2000	Syracuse	Big East
2001	Notre Dame	Independent
	Vanderbilt	Southeastern
2002	Northwestern	Big Ten
2003	Duke	Atlantic Coast
2004	Boston College	Big East
	Northwestern	Big Ten
2005	Duke	Atlantic Coast
	Northwestern	Big Ten
2006	SMU	Conference USA
2007	Northwestern	Big Ten
	Notre Dame	Independent
2008	Vanderbilt	Southeastern
2009	Miami	Atlantic Coast
	Notre Dame	Independent
2010	Northwestern	Big Ten
	Rice	Conference USA
2011	Boise State	Mountain West
	Miami, Ohio	Mid-American
2012	Northwestern	Big Ten
	Stanford	Pac 12
2013	Georgia	SEC
	Rice	Conference USA
	Stanford	Pac-12
	Tulane	Conference USA
2014	Duke	Atlantic Coast
	Northwestern	Big Ten
	Notre Dame	Independent
	Stanford	Pac-12

### ACC Honorable Mention

1984	Virginia
1986	Duke
1987	North Carolina, Virginia
1988	Duke, Georgia Tech, Maryland, Virginia
1989	Duke, Georgia Tech, North Carolina, Virginia
1990	Georgia Tech, North Carolina, Virginia
1991	Duke, North Carolina, Virginia, Wake Forest
1992	Duke, North Carolina, Virginia
1993	Georgia Tech, North Carolina, Virginia, Wake Forest
1994	Florida State, Maryland, North Carolina, Virginia, Wake Forest
1995	North Carolina, Virginia
1996...	Florida State, Maryland, NC State, Virginia, Wake Forest
1997	Florida State, North Carolina, Virginia, Wake Forest
1998	Duke, Virginia, Wake Forest
1999	Clemson, North Carolina, Virginia, Wake Forest
2000	Clemson, Duke, Virginia, Wake Forest
2001	Duke, Virginia, Wake Forest
2002	Duke, Virginia
2003	Georgia Tech, Virginia, Wake Forest
2004	Duke, Maryland, North Carolina, Wake Forest
2005	North Carolina, Wake Forest
2006	Boston College, Clemson, Duke, Florida State, Maryland, North Carolina, Virginia, Virginia Tech, Wake Forest
2007	Boston College, Duke, North Carolina, Virginia, Virginia Tech
2008	Boston College, Duke, North Carolina, Virginia, Virginia Tech, Wake Forest
2009	Boston College, Duke, North Carolina, Wake Forest
2010	Boston College, Duke, Miami, Virginia, Virginia Tech, Wake Forest
2011	Boston College, Clemson, Duke, Miami, North Carolina, Wake Forest
2012	Boston College, Clemson, Duke, Miami, North Carolina, Wake Forest
2013	Boston College, Duke, Clemson, Maryland, Virginia, Virginia Tech, Wake Forest
2014	Boston College, Florida State, Miami, Pitt, Syracuse, Virginia, Virginia Tech, Wake Forest

## Capital One CoSIDA Academic All-Americans



Since 1952, Academic All-America teams have been selected by the College Sports Information Directors of America. Starting with the 1991 season, the CFA also picked an Academic All-America team. To be eligible, a student-athlete must be a regular performer and have a least a 3.200 grade-point average. Duke

linebacker David Helton, who was also named the winner of the National Football Foundation's Campbell Trophy, as the nation's top football scholar-athlete, was a first-team selection in 2014.

### First Team Academic All-America

1952	Ed Gossage, Georgia Tech, T
	Cecil Turner, Georgia Tech, DE
	Larry Morris, Georgia Tech, C-LB
1953	Bernie Faloney, Maryland, RB
1954	George Falahunik, Maryland, T
1955	Wade Mitchell, Georgia Tech, QB-S
1956	Allen Ecker, Georgia Tech, G
	Mike Sandusky, Maryland, T
	Lou Cordileone, Clemson, T
1959	Roman Gabriel, NC State, QB
1960	Joe Scarpatti, NC State, RB
1963	Ken Willard, North Carolina, RB
1964	Bill Jones, Duke, T
1965	Roger Hayes, Duke, DE
1966	Jim Breland, Georgia Tech, C
	W.J. Blaine, Georgia Tech, LB
	Bill Eastman, Georgia Tech, DB
1967	Bob Laskey, Duke, DT
	Bill Eastman, Georgia Tech, DB
	Steve Warren, NC State, OT
1970	Curt Rawley, Duke, DT
1971	Charles Putnik, North Carolina, DL
	Craig John, NC State, G
1972	Gary Huff, Florida State, QB
	Tom Kennedy, Virginia, G
1973	Stan Fritts, NC State, RB
	Justus Everett, NC State, C
1974	Justus Everett, NC State, C
1975	Kim Hoover, Maryland, DE
	Bob Meade, Virginia, DT
1978	Steve Fuller, Clemson, QB
	Joe Muffler, Maryland, DL
1979	William Jones, Florida State, DB
	Phil Williams, Florida State, WR
1980	William Jones, Florida State, DB
	Sheldon Fox, Georgia Tech, LB
	Calvin Warren, NC State, P
1981	Rohn Stark, Florida State, P
1985	Kevin Anthony, North Carolina, QB
1986	Mike Diminick, Duke, DB
1987	Mike Diminick, Duke, DB
1988	Mike Diminick, Duke, DB
1989	Doug Kley, Duke, DL
1990	Stefan Scotton, Georgia Tech, RB
1991	Bruce Bratton, Clemson, OL
1993	Travis Pearson, Duke, DL
	Tom Burns, Virginia, LB
1995	Derrick Brooks, Florida State, LB
	Ed Glenn, Clemson, TE
	Chris Hennie-Roed, NC State, OT
	Mike Morton, North Carolina, LB
	Matt Williams, Duke, OT
1996	Tiki Barber, Virginia, RB
1997	Daryl Bush, Florida State, LB;
	Stephen Phelan, Virginia, DB
1999	Kyle Young, Clemson, OL
	Dan Dyke, Georgia Tech, P
2000	Kyle Young, Clemson, OL
	Chad Carson, Clemson, LB
	Dan Dyke, Georgia Tech P
2001	Kyle Young, Clemson, OL
	Chad Carson, Clemson, LB
	Dan Dyke, Georgia Tech, P
2002	Dan Dyke, Georgia Tech, P
2006	William Lee, NC State, OL
2007	William Lee, NC State, OL
2008	Louis Frazier, Wake Forest, OL
2012	Dustin Hopkins, Florida State, PK
2013	Perry Simmons, Duke, T
2014	David Helton, Duke, LB

## Atlantic Coast Conference Rhodes Scholar Athletes

Since 1903, ACC schools have produced 23 Rhodes Scholars who also lettered in athletics while at their respective institutions.

### Rhodes Scholars

1913	John V. Ray, Virginia, football
1914	Robert Gooch, Virginia, football
1916	George Anderson, Virginia, football
1917	Arthur Kinsolving, Virginia, football
1922	Benjamin Baker, Virginia, track
1922	Eldridge Campbell, Virginia, football
1925	Coleman Walker, Virginia, football
1926	Walter Brown, Virginia, football
1926	Charles Gleaves, Virginia, track
1932	Fenton Gentry, Virginia, football
1935	Murat Williams, Virginia, track
1938	Luke Harvey Poe, Virginia, track
1947	James B. Whitlach, Virginia, track
1961	Rex Adams, Duke, football
1974	Tom McMillen, Maryland, basketball
1979	Karen Stevenson, N. Carolina, track
1985	Robert Hadley, UNC, basketball
1987	Maria Merritt, Wake Forest, track
2006	Garrett Johnson, Florida State, track
2007	Michelle Sikes, Wake Forest, cross country
2007	Charles Salmon, Duke, cross country, track
2008	Myron Rolle, Florida State, football
	Julia Parker Goyer, Duke, women's tennis

# 2015 DR PEPPER ACC FOOTBALL CHAMPIONSHIP



Bank of America Stadium



Florida State captured the 2014 ACC Football Championship behind game MVP Dalvin Cook who ran for 177 yards on 31 carries in a 37-35 win over Georgia Tech before a crowd of 64,808 fans.

## Championship Game Facts

Marking its 11th anniversary, the Dr Pepper Atlantic Coast Conference Football Championship Game will again be a prime time experience at Bank of America Stadium with either a 7:45 p.m. kickoff on ESPN or an 8 p.m. kickoff on ABC on Saturday, December 5. Bank of America Stadium is home to Charlotte's Belk Bowl, to the NFL's Carolina Panthers, and to various other college football games.

### Championship Week Schedule:

(Subject to Change)

**Sunday, November 29**

Coaches Media Teleconference ..... 4 p.m.  
(Media Only)

**Monday, November 30**

Players Media Teleconference ..... 11:30 a.m.  
(Media Only)

**Friday, December 4**

Championship Game Press Conference... 1 p.m.  
(Bank of America Stadium  
Both Coaches Available)

ACC Night of Legends..... 5:30-10 p.m.  
(Charlotte Convention Center)

**Saturday, December 5**

ACC Fan 5K & Children's Mascot Run . 8 a.m.

ACC FanFest..... 12 noon-7 p.m.  
(Bank of America Stadium;  
Graham & Mint Streets)

**Dr Pepper ACC Championship Game**

(Bank of America Stadium)

ESPN, 7:45 pm or ABC, 8 pm

**Championship &  
Media Headquarters**

**The Charlotte Westin Hotel**

601 South College Street,  
Charlotte, N.C., 28202.  
(704) 375-2600

**Team Hotels:**

**Coastal Division:  
Sheraton Charlotte**

**Atlantic Division:  
Charlotte Marriott City Center**

### Media Credentials

Available by application only  
through: [www.theACC.com](http://www.theACC.com)  
after October 15, 2015.

### Media Coordinator

Mike Finn, Associate Commissioner  
for Football Communications  
336-369-1210

### ACC Divisional Tiebreaker

If more than one team in the same division is tied for the best winning percentage in its Conference games, the procedures listed below will be followed to determine the division's representative in the ACC Championship Game:

#### Two-Team Tie:

1. Head-to-head competition between the two tied teams.
2. Win percentage of the tied teams within the division.
3. Head-to-head competition versus the team within the division with the best overall win percentage. (Divisional and non-divisional) and proceeding through the division. Multiple ties within the division will be broken from first-to-last using the league's tiebreaking procedures.
4. Overall win percentage versus all common non-divisional opponents.
5. Combined win percentage vs. all non-divisional opponents.
6. Win percentage versus common non-divisional opponents based on their order of finish (overall conference win percentage) and proceeding through other common non-divisional teams based upon their divisional order of finish.
7. The tied team with the higher ranking by the College Football Playoff Selection Committee following the conclusion of regular season games. (If both tied teams are not ranked in the ranking by the College Football Playoff Selection Committee, the higher ranked team in the Amway Coaches Poll (including others receiving votes).
8. The representative shall be chosen by a draw. (as administered by the Commissioner or the Commissioner's designee.)

#### Three-Team (or More) Team Tie

(Once a team is eliminated from the tie, the tie-breaker procedures restart for the remaining teams. If the three (or more) team tie can be reduced to two teams, the two-team tiebreaker format will then be applied.)

1. Combined head-to-head win percentage among the tied teams.
2. Win percentage of the tied teams within the division.
3. Head-to-head competition versus the team within the division with the best overall (divisional and non-divisional) Conference win percentage, and proceeding through the division. Multiple ties within the division will be broken first to last, using the league's tie-breaker policies.
4. Combined win percentage versus all common non-divisional opponents.
5. Overall win percentage versus non-divisional opponents.
6. Win percentage versus common non-divisional opponents based upon their order of finish (overall win percentage) and proceeding through other common non-divisional opponents based upon their divisional order of finish.
7. The tied team with the highest ranking by the College Football Playoff Selection Committee following the conclusion of regular season games, unless the second of the tied teams is ranked within five or fewer places of the highest ranked tied team. In this case, the two-team tiebreaker procedure shall be applied between the top two ranked tied teams. If none of the tied teams are ranked in the rankings of the College Football Playoff Committee, the higher ranked team in the officially released Amway Coaches poll (including others receiving votes), following the conclusion of regular season games, unless the second of the tied teams is within five or fewer places of the highest ranked team. (For the sake of clarity, the team receiving the second-most votes but not ranked in the Top 25 would be ranked 27th.) In this case the two-team tiebreaker procedure shall be applied between the top ranked tied teams.
8. The representative shall be chosen by a draw as administered by the Commissioner or the Commissioner's designee.



# 2005-2007 ACC CHAMPIONSHIP GAMES



## 2005

### Florida State Captures Inaugural ACC Title Game

December 3, 2005

**Jacksonville, Fla.**--Florida State's Willie Reid returned a punt 83 yards for a touchdown and Drew Weatherford threw for 225 yards and one touchdown as the Seminoles upset No. 5 Virginia Tech 27-22 in the inaugural ACC title game ... the victory marked the Seminoles' 12th ACC title in 14 years ... Reid, who finished with 210 all-purpose yards, was named the game's most valuable player ... sparked by Reid's return to open the second half, FSU scored 24 unanswered third-quarter points, snapping a 3-3 halftime tie ... Marcus Vick led the Hokies to three touchdowns in the fourth quarter that cut the Seminole lead to 27-22.

Teams	1	2	3	4	Score
Virginia Tech	3	0	0	19	22
Florida State	3	0	24	0	27
Attendance-72,749					

#### Scoring Summary

FSU--Cismesia 31 yd field goal  
 VT--Pace 45 yd field goal  
 FSU--Reid 83 yd punt return (Cismesia kick)  
 FSU--Washington 14 yd run (Cismesia kick)  
 FSU--Cismesia 41 yd field goal  
 FSU--Davis 6 yd pass from Weatherford (Cismesia kick)  
 VT--Morgan 28 yd pass from Vick (pass failed)  
 VT--Vick 4 yd run (pass failed)  
 VT--Vick 1 yd run (Pace kick)

Final Statistics.....	VT	FSU
1st Downs .....	24	15
Rushes-Yards.....	31-41	24-47
Passing Yards.....	335	225
Passes Att-Comp-Int.....	52-26-1	35-21-0
Total Offense (plays-yards) .....	83-376	59-272
Punt Returns-Yards.....	4-23	3-98
Kickoff Returns-Yards.....	4-85	4-73
Punts (Number-Avg) .....	7-41.7	8-42.5
Fumbles-Lost.....	4-1	0-0
Penalties-Yards.....	17-143	12-114

#### Individual Statistics

Rushing: VT-Marcus Vick 17-11; Eddie Royal 1-9; Branden Ore 5-7; Cedric Humes 5-7; Mike Imoh 3-4; Duane Brown 0-3. FSU-Lorenzo Booker; 7-31; Leon Washington 11-30; Drew Weatherford 2-(3); Team 4-(11).

Passing: VT-Marcus Vick 26-52-1-335. FSU-Drew Weatherford 21-35-0-225.

Receiving: VT-Josh Morgan 7-128; Eddie Royal 4-63; David Clowney 4-35; Jeff King 3-35; Cedric Humes 3-34; John Kinzer 2-16; Justin Harper 1-35; Jesse Allen 1-5; Mike Imoh 1-4. FSU-Willie Reid 5-79; Greg Carr 4-78; Chris Davis 4-21; De'Cody Fagg 3-37; Donnie Carter 2-minus 2; Fred Rouse 1-6; Matt Henshaw 1-4; Leon Washington 1-2



## 2006

### Wake Forest Claims First ACC Gridiron Title Since 1970

December 2, 2006

**Jacksonville, Fla.**--Wake Forest's Sam Swank kicked three field goals, including the game-winner with 2:55 left to play as the 16th-ranked Demon Deacons claimed their first ACC title since 1970 with a 9-6 victory over No. 23 Georgia Tech ... Swank, who made good on three of four field goal attempts and punted seven times for a 42.6 yards per kick average, was named the game's most valuable player ... freshman QB Riley Skinner completed 14-of-25 passes for 201 yards, including a 45-yard completion to Willie Idlette that set up Swank's game-winning field goal ... Deacon LB Jon Abbate had a game-high 15 tackles and keyed a defense that limited the Yellow Jackets to a pair of field goals and 272 yards in total offense ... Tech WR Calvin Johnson finished with eight catches for 117 yards while Tashard Choice had his sixth-straight 100 yard effort, finishing with an even 100 yards on 21 carries.

Teams	1	2	3	4	Score
Wake Forest	0	3	0	6	9
Georgia Tech	3	0	0	3	6
Attendance-62,850					

#### Scoring Summary

GT--Bell 21 yard field goal  
 WF--Swank 19 yard field goal  
 GT--Bell 34 yard field goal  
 WF--Swank 33 yard field goal  
 WF--Swank 22 yard field goal

Final Statistics.....	WF	GT
1st Downs .....	16	18
Rushes-Yards.....	43-91	38-143
Passing Yards.....	201	129
Passes Att-Comp-Int.....	25-14-0	29-9-2
Total Offense (plays-yards) .....	68-292	67-272
Punt Returns-Yards.....	2-18	3-15
Kickoff Returns-Yards.....	3-78	2-38
Punts (Number-Avg) .....	7-42.6	5-50.0
Fumbles-Lost.....	0-0	0-0
Penalties-Yards.....	7-85	6-45

#### Individual Statistics

Rushing: WF-Kenneth Moore 16-38; Willie Idlette 6-35; Kevin Marion 4-20; DeAngelo Bryant 9-19; Nate Morton 1-4; Rich Belton 1-2; Riley Skinner 5-(27); Team 1-0. GT-Tashard Choice 21-100; Reggie Ball 15-46; Calvin Johnson 3-(3).

Passing: WF-Riley Skinner 14-25-0-201. GT-Reggie Ball 9-29-2-129.

Receiving: WF-Nate Morton 4-40; Willie Idlette 3-73; Rich Belton 2-5; John Tereshinski 1-39; Kevin Marion 1-18; Mike Rinfrette 1-18; Zac Selmon 1-5; Kenneth Moore 1-3. GT-Calvin Johnson 8-117; James Johnson 1-12.



## 2007

### Virginia Tech Wins Second ACC Title in Four Years

December 1, 2007

**Jacksonville, Fla.**--Virginia Tech held the high-powered Boston College offense scoreless over the final 35 minutes of play, overcoming a nine-point first half deficit to claim its second ACC title since joining the league in 2004...Led by junior quarterback Sean Glennon, who was named the championship game MVP, the Hokies scored two touchdowns in the fourth quarter to pull out the 30-16 win...For the game, Glennon completed 18 of 27 pass attempts for 174 yards and three touchdowns...Hokie receivers Josh Morgan, Eddie Royal and Josh Hyman combined for nearly 150 yards and three touchdowns...The Hokie defense forced two turnovers, scoring one TD on an interception return, and the special teams unit blocked two kicks, including a PAT that was returned for two points...For BC, Matt Ryan passed for 305 yards and running back Andre Callender set a championship game record with 13 receptions in the losing effort.

Teams	1	2	3	4	Score
Virginia Tech .....	0	16	0	14	30
Boston College .....	7	9	0	0	16
Attendance-53,212					

#### Scoring Summary

BC-Silva 51 Fumble Return (Aponovicus Kick)  
 BC-Aponovicus 37 FG  
 VT-Morgan 5 Pass from Glennon (Dunlevy Kick)  
 BC-Ryan 14 Run (Aponovicus Kick)  
 VT-Flowers PAT Return  
 VT-Hyman 13 Pass from Glennon (Dunlevy Kick)  
 VT--Royal 24 Pass from Glennon (Dunlevy Kick)  
 VT--Adibi 40 Interception Return (Dunlevy Kick)

Final Statistics .....	VT	BC
1st Downs .....	22	24
Rushes-Yards.....	36-98	25-84
Passing Yards.....	202	305
Passes Comp-Att-Int.....	21-33-1	33-52-2
Total Offense (plays-yards) .....	69-300	77-389
Punt Returns-Yards.....	0-0	2-22
Kickoff Returns-Yards.....	2-41	4-66
Punts (Number-Avg) .....	7-46.3	4-39.8
Fumbles-Lost.....	1-1	0-0
Penalties-Yards.....	7-46	5-49

#### Individual Statistics

Rushing: VT-Branden Ore 19-55; Tyrod Taylor 9-36; Kenny Lewis 1-7; Sean Glennon 7-0. BC-Andre Callender 15-51; Matt Ryan 6-35; L.V. Whitworth 1-1.

Passing: VT-Sean Glennon 18-27-1-174; Tyrod Taylor 3-6-0-28. BC-Matt Ryan 33-52-2-305.

Receiving: VT-Josh Morgan 8-55; Eddie Royal 4-63; Josh Hyman 4-30; Branden Ore 3-15; Justin Harper 2-22; Greg Boone 1-17. BC-Andre Callender 13-92; Kevin Challenger 4-45; Rich Gunnell 4-44; Brandon Robinson 3-54; Clarence Megwa 3-27; L.V. Whitworth 3-16; Ryan Purvis 2-14; Justin Jarvis 1-13.



# 2008-2010 ACC CHAMPIONSHIP GAMES



## 2008

### Virginia Tech Downs BC, Claims Third Title in Five Years December 6, 2008

Tampa, Fla.--MVP Tyrod Taylor rushed for two touchdowns, and Coastal Division champion Virginia Tech came up with a solid defensive effort to defeat Atlantic Division rival Boston College 30-12 in the 2008 Atlantic Coast Conference Championship Game at Raymond James Stadium. The win marked the second straight ACC title and the third in five years for the Hokies, who defeated the Eagles 30-16 in the 2007 championship game. Freshman Darren Evans added 114 yards rushing on 31 carries, including a 10-yard touchdown run, and Dustin Keys set an ACC Championship Game record with a 50-yard field goal. Orion Martin capped the win for the Hokies (9-4) when he recovered a fumble and returned it 17 yards for a TD. Boston College (9-4) scored a second-quarter touchdown on Dominique Davis' 16-yard pass to Rich Gunnell, who finished the game with seven catches for 114 yards.

Teams	1	2	3	4	Score
Boston College.....	0	7	0	5	12
Virginia Tech .....	7	7	10	6	30

Attendance-53,927

#### Scoring Summary

VT--Taylor 5 Run (Keys Kick)  
 VT--Taylor 4 Run (Keys Kick)  
 BC--Gunnell 16 Pass from Davis (Aponovicus Kick)  
 VT--Keys 50 FG  
 VT--Evans 10 Run (Keys Kick)  
 BC--Aponovicus 24 FG  
 VT--Martin 17 Fumble Recovery (Kick Failed)  
 BC--Team Safety

Team Statistics	BC	VT
1st Downs .....	13	15
Rushes-Yards .....	24-45	53-150
Passing Yards.....	263	84
Passes Comp-Att-Int.....	17-43-2	11-19-1
Total Offense (plays-yards) .....	67-308	72-234
Punt Returns-Yards .....	1-1	4-27
Kickoff Returns-Yards .....	6-122	3-79
Punts (Number-Avg) .....	8-35.5	7-42.0
Fumbles-Lost.....	3-2	2-2
Penalties-Yards.....	4-38	3-26

#### Individual Statistics

**Rushing:** BC-Montel Harris 9-34; Dominique Davis 14-12; Team 1-(1-1). VT-Darren Evans 31-114; Tyrod Taylor 11-30; Josh Oglesby 6-18; Danny Coale 2-5.

**Passing:** BC-Dominique Davis 17-43-2-263. VT-Tyrod Taylor 11-19-1-84.

**Receiving:** BC-Rich Gunnell 7-114; Colin Larmond 3-25; Montel Harris 2-62; Justin Jarvis 2-28; Brandon Robinson 2-25; Lars Anderson 1-9. VT-Dyrell Roberts 4-44; Darren Evans 3-22; Jarrett Boykin 1-6; Dustin Pickle 1-5; Danny Coale 1-4; Greg Boone 1-3.



## 2009

### Georgia Tech Nips Clemson Jackets Vacate Title Due to NCAA Sanctions December 5, 2009

Tampa, Fla.--On a night of big plays and shifting momentum, 12th-ranked Georgia Tech landed the final offensive punch to outlast 25th-ranked Clemson, 39-34, in the 2009 Atlantic Coast Conference Football Championship Game on Dec. 5.

Georgia Tech, though, was forced vacate its 2009 ACC title due to NCAA sanctions imposed in 2011 for using an ineligible player.

A crowd of 57,227 at Tampa's Raymond James Stadium and a national ESPN television audience saw the Yellow Jackets' Jonathan Dwyer score what proved to be the winning touchdown on a 15-yard run with 1:20 to play. The rushing TD was the junior running back's second of the night and allowed Tech (11-2) to answer after Clemson (8-5) had taken a 34-33 lead on Andre Ellington's 1-yard run with 6:11 remaining in the game.

Though the Tigers came up short in their bid to claim their first ACC title since 1991, senior RB C.J. Spiller took home game MVP honors. Spiller, the ACC Player of the Year, rushed for a career-high 233 yards and four touchdowns on 20 carries. Spiller had scoring runs of 3, 41, 36 and 9 yards, and added a 54-yard run to set up Clemson's fourth-quarter go-ahead TD.

Georgia Tech, which earned the ACC's automatic BCS bid to the Orange Bowl, also saw QB Josh Nesbitt and WR Demaryius Thomas hook up on a 70-yard scoring pass, and CB Jerrard Tarrant had a 50-yard interception return to set up a score.

Teams	1	2	3	4	Score
Georgia Tech	3	13	17	6	39
Clemson	7	6	7	14	34

Attendance--57,227

#### Scoring Summary

CL--Spiller 3 Run (Jackson Kick), 11:24, 1st  
 GT--Blair 48 FG, 7:30, 1st  
 GT--Dwyer 4 Run (Blair Kick), 13:30, 2nd  
 GT--Blair 49 FG, 5:35, 2nd  
 CL--Spiller 41 Run (Run failed), 2:55, 2nd  
 GT--Blair 28 FG, 0:06, 2nd  
 GT--Nesbitt 13 Run (Blair Kick), 9:12, 3rd  
 CL--Spiller 36 Run (Jackson Kick), 6:39, 3rd  
 GT--Thomas 70 Pass from Nesbitt (Blair Kick), 5:10, 3rd  
 GT--Blair 40 FG, 1:11, 3rd  
 CL--Spiller 9 Run (Jackson Kick), 12:00, 4th  
 CL--Ellington 1 Run (Jackson Kick), 6:11, 4th  
 GT--Dwyer 15 Run (Run Failed), 1:20, 4th

Team Statistics	GT	CL
First Downs .....	28	15
Rushes-Yds .....	65-333	34-323
Passing Yds .....	136	91
Total Offense .....	83-469	51-414
Passes-Cmp-Att-Int .....	9-18-0	10-17-2
Punt Returns-Yds .....	0-0	0-0
Kickoff Returns-Yds .....	6-117	5-106
Punts-Avg .....	0-0	0-0
Fumbles-Lost .....	1-0	0-0
Penalties-Yards .....	5-31	4-30

#### Individual Statistics

**Rushing:** GT--Jonathan Dwyer, 24-110 2 TD; Joshua Nesbitt, 22-103, 1 TD; Roddy Jones, 4-67; Anthony Allen, 5-18; Marcus Wright, 3-13; Embry Peeples, 2-10; Preston Lyons, 3-10. CL--C.J.Spiller, 20-233, 4 TD; Andre Ellington, 5-63, 1 TD; Kyle Parker, 4-13; Jamie Harper, 3-12; Jacoby Ford, 1-4.

**Passing:** GT--Joshua Nesbitt, 9-16-0, 136, 1 TD; CL-- Kyle Parker, 10-17-0, 91.

**Receiving:** GT--Demaryius Thomas, 3-77, 1 TD; Embry Peeples, 2-21; Tyler Melton, 2-16; Jonathan Dwyer, 2-14; Stephen Hill, 1-8. CL--Jacoby Ford, 3-32; Michael Palmer, 3-29; Jamie Harper, 2-7; Xavier Dye, 1-18; C.J. Spiller, 1-8.



## 2010

### Taylor-Led Hokies Capture Fourth Title in Seven Seasons December 4, 2010

Charlotte, N.C.--QB Tyrod Taylor threw three touchdown passes and rushed for another score in leading 15th-ranked Virginia Tech to a 44-33 victory over No. 21 Florida State in the 2010 ACC Championship Game before a crowd of 72,379 at Charlotte's Bank of America Stadium.

The win made Virginia Tech the only team in the NCAA FBS history to win 11 straight games in the same season after opening with back-to-back losses (Boise State and James Madison). The title marked Virginia Tech's fourth ACC championship overall and its third in the title game. The Hokies won the crown in their inaugural season in the league (2004) and captured title games in 2007, 2008 and this season.

Taylor completed 18-of-28 passes for 263 yards. His favorite target was WR Danny Coale, who hauled in six receptions for 143 yards and a touchdown. Taylor broke the Virginia Tech single-season school record for touchdown passes, bettering his previous record set by Maurice DeShazo's with his 23rd TD toss of the year late in the third quarter.

The Hokies led 21-17 at halftime, and then eased away from the 21st-ranked Seminoles (9-4) by scoring on their first four second-half possessions.

Teams	1	2	3	4	Score
Florida State.....	10	7	7	9	33
Virginia Tech .....	14	7	14	9	44

Attendance-72,379

#### Scoring Summary

FS--Hopkins 32-yard field goal, 11:43, 1st  
 VT--Gouveia-Winslow 24 Int. Return (Hazley Kick), 8:05, 1st  
 VT--Darren Evans 9 Run (Hazley Kick), 4:37, 1st  
 FS--Ty Jones 2 Run (Hopkins Kick), 1:59, 1st  
 VT--Boykin 19 pass from Taylor (Hazley Kick), 10:34, 2nd  
 FS--Ty Jones 6 Run (Hopkins Kick), 5:48, 2nd  
 VT--Coale 45 pass from Taylor (Hazley Kick), 11:29, 3rd  
 VT--Wilson 21 pass from Taylor (Hazley Kick), 4:43, 3rd  
 FS--Ty Jones 1 Run (Hopkins Kick), 1:44, 2nd  
 VT--Taylor 5 Run (Hazley Kick Blocked), 11:29, 4th  
 FS--Bradham 94 Return Defensive Conversion, 11:29, 4th  
 VT--Chris Hazley 43 FG, 6:58, 4th  
 FS--Thompson 20 pass from Manuel (Hopkins Kick), 0:07

Team Statistics	FSU	VT
1st Downs .....	19	21
Rushes-Yards .....	28-53	43-179
Passing Yards.....	288	263
Passes Att-Comp-Int.....	32-23-2	28-18-0
Total Offense (plays-yards) .....	60-341	71-442
Average Per Play .....	5.7	6.2
Punt Returns-Yards .....	0-0	2-10
Kickoff Returns-Yards .....	7-183	4-90
Punts (Number-Avg) .....	2-42.0	2-36.5
Fumbles-Lost .....	2-0	0-0
Penalties-Yards .....	0-0	4-36
Possession Time.....	24:59	35:01

#### Individual Statistics

**Rushing:** FSU--Ty Jones, 6-24, 3 TD; Chris Thompson, 8-12; Bert Reed, 2-10; EJ Manuel, 11-9. VT--Darren Evans, 6-69, 1 TD; Ryan Williams, 11-45; David Wilson, 14-43; Tyrod Taylor, 11-24, 1 TD.

**Passing:** FSU--EJ Manuel, 23-31-2, 288, 1 TD; VT--Tyrod Taylor, 18-28-0, 263, 3 TDs.

**Receiving:** FSU--Taiwan Easterling, 6-79; Chris Thompson, 5-25; 1 TD; Willie Haulstead, 3-73; Bert Reed, 3-42; Rodney Smith, 3-28; Beau Reliford, 2-27; Lonnie Pryor, 1-14. VT--Danny Coale, 6-143, 1 TD; David Wilson, 4-42, 1 TD; Jarrett Boykin, 3-35, 1 TD; Andre Smith, 2-23; Marcus Davis, 2-15; Ryan Williams, 1-5.



# 2010-2013 ACC CHAMPIONSHIP GAMES



## 2011

### Boyd, Ellington, Watkins Lead Tigers to First ACC Title in 20 Seasons

December 2, 2011

Charlotte, N.C.-- Before an ACC Football Championship Game record crowd of 73,675 fans, Tajh Boyd threw three touchdown passes and ran for another score as No. 21 Clemson defeated No. 5 Virginia Tech, 38-10, to win its first ACC title in 20 years.

The Tigers (10-3) clinched their first Orange Bowl berth since 1981, the year they won their only national championship. Clemson became the first team to beat Virginia Tech (11-2) twice in the same season. The Tigers beat the Hokies 23-3 in Blacksburg, Va., on Oct. 1. The second half was all Clemson. Clemson scored three touchdowns on five plays in a span of 4:24 in the third quarter to break open a 10-10 tie at halftime. After Virginia Tech went three-and-out on its first second half possession, Boyd capped a 10-play, 87-yard touchdown drive with his second touchdown pass of the game to tight end Dwayne Allen for a 17-10 lead.

On Clemson's next play from scrimmage, wide receiver Sammy Watkins got behind the defense and hauled in a 53-yard touchdown pass from Boyd — his 31st of the season, extending his own school record. Boyd completed 20 of 29 passes for 240 yards and was named the game's Most Valuable Player.

Andre Ellington, who ran for 125 yards, raced 29 yards for a touchdown to give the Tigers a 31-10 lead. Boyd put the game away early in the fourth quarter on a quarterback sneak for the final, 38-10 margin.

Teams	1	2	3	4	Score
Virginia Tech	7	3	0	0	10
Clemson	7	3	21	7	38

Attendance-73,675

#### Scoring Summary

CL--Allen 24 Pass from Boyd (Catanzaro Kick), 11:17, 1st  
 VT--Coles 45 Pass from Thomas (Journell Kick), 0:44, 1st  
 CL--Catanzaro 20 FG, 7:54, 2nd  
 VT--Journell 42 FG, 0:01, 2nd  
 CL--Allen 8 pass from Boyd (Catanzaro Kick), 10:45, 3rd  
 CL--Watkins 53 Pass from Boyd (Catanzaro Kick), 8:02, 3rd  
 CL--Ellington 29 Run (Catanzaro Kick), 6:21, 3rd  
 CL--Boyd 1 Run (Catanzaro Kick), 13:04, 4th

Team Statistics	VT	CL
First Downs	19	25
Rushes-Yards	29-56	45-217
Passing Yards	274	240
Passes Att-Comp-Int	44-22-2	30-30-0
Total Offense (plays-yards)	73-330	75-457
Average Per Play	4.5	6.1
Punt Returns-Yards	0-0	1-3
Kickoff Returns-Yards	6-135	2-39
Punts (Number-Avg)	6-46.2	5-41.6
Fumbles-Lost	2-1	1-0
Penalties-Yards	9-91	5-35
Possession Time	29:50	30:10

#### Individual Statistics:

**Rushing:** VT--David Wilson, 11-32; Josh Oglesby, 6-22; Logan Thomas, 12-2; CL--Andre Ellington, 20-125, 1 TD; Sammy Watkins, 5-55; Tajh Boyd, 11-28; D.J. Howard, 3-11; Cole Stoudt, 1-1; Roderick McDowell, 3-0, TEAM, 2-(-3).

**Passing:** VT--Logan Thomas, 22-44-2, 274, 1 TD; CL--Tajh Boyd, 20-29-0, 240, 3 TDs; DeAndre Hopkins, 0-1-0, 0.

**Receiving:** VT--D.J. Coles, 7-116, 1 TD; Marcus Davis, 4-50; Jarrett Boykin, 3-58; David Wilson, 3-14; Danny Coale, 2-11; Josh Oglesby, 1-2. CL--DeAndre Hopkins, 7-92; Sammy Watkins, 5-80, 1 TD; Dwayne Allen, 2-32, 2 TD; Andre Ellington, 2-(-5); Charone Peake, 1-17; Jaron Brown, 1-17; Brandon Ford, 1-5; Martavious Bryant, 1-2.



## 2012

### Wilder, Florida State Defense Lead Seminoles to 13th ACC Title

December 1, 2012

Charlotte, N.C. -- James Wilder Jr. ran for two touchdowns as No. 13 Florida State used big plays on defense to hold off Georgia Tech 21-15 and capture its first ACC championship since 2005.

The heavily favored Seminoles (11-2) built a 21-6 lead at the half and held on to win. It looked like Georgia Tech, a two-touchdown underdog, might get blown out, but the game wasn't decided until FSU safety Karlos Williams intercepted Tech QB Tevin Washington with less than a minute remaining.

The Yellow Jackets slowed down the Seminoles in the second half and forced two turnovers by quarterback EJ Manuel to get back in the game.

Washington, who hadn't completed a pass all game, suddenly came alive, hitting Chris Milton for a gain of 18 yards and B.J. Bostic for 32 yards to reach the Florida State 3. Robert Godhigh picked up a critical first down on fourth-and-1 and Washington scored his 19th touchdown of the season on the following play to cut Florida State's lead to 21-15 with 6:27 left in the game.

Tech CB Jamea Thomas' interception on the ensuing possession gave the Yellow Jackets one last chance with 2:17 left in the game. But that ended when Williams intercepted Washington at the Yellow Jackets' 44 and returned it to the GT 4-yard line to seal the victory.

Teams	1	2	3	4	Score
Florida State	7	14	0	0	21
Georgia Tech	0	6	3	6	15

Attendance-64,778

#### Scoring Summary

FS--Freeman 3 Run (Hopkins Kick), 3:07, 1st  
 FS--Wilder 16 Run (Hopkins Kick), 9:25, 2nd  
 GT--Tanner 27 FG, 4:29, 2nd  
 FS--Wilder 1 Run (Hopkins Kick), 4:29, 2nd  
 GT--Scully 47 FG, 3:37, 2nd  
 GT--Tanner 36 FB, 5:09, 3rd  
 GT--Washington 1 Run (rush failed), 5:55, 4th

Team Statistics	FSU	GT
First Downs	22	19
Rushes-Yards	37-194	52-183
Passing Yards	134	118
Passes: Att-Comp-Int	21-16-1	16-5-2
Total Offense (plays-yards)	58-328	68-301
Average Per Play	5.7	4.4
Punt Returns-Yards	2-23	0-0
Kickoff Returns	3-48	2-57
Punts (Number-Avg)	3-45.7	4-40.5
Fumbles-Lost	2-2	2-0
Penalties-Yards	6-39	3-25
Possession Time	29:37	30:23

#### Individual Statistics:

**Rushing:** FSU--James Wilder, Jr., 10-69, 2 TDs; Devonta Freeman, 13-59; EJ Manuel, 10-49; Rashad Greene, 1-18; Lonnie Pryor, 1-4; Team two for minus five. Tech: Sims 19-91; Robert Godhigh, 5-35; B.J. Bostic, 5-25; Tevin Washington, 10-20; Zach Laskey, 3-4; Vad Lee, 4-5; Synjyn Days, 1-2; Deon Hill, 1-(-2); Tony Zenon (4- minus 5)

**Passing:** FSU--Manuel, 16-21-1, 134; GT--Lee 4-14-1, 76; Lee, 1-1-0, 42 yards; Synjyn Days, 0-1-1-0.

**Receiving:** FSU--Rashad Greene, 9-82; Lonnie Pryor, 2-25; Nick O'Leary, 2-11; Rodney Smith, 1-12; Kelvin Benjamin, 1-3; Jared Haggins, 1-1; GT--Darren Waller, 2-59; B.J. Bostic, 2-41; Jeremy Moore, 1-18.



## 2013

### Winston, Benjamin Keep FSU Unbeaten; Seminoles Claim No. 14

December 7, 2013

Charlotte, N.C.--Jameis Winston and No. 1 Florida State made it look easy again. The Seminoles head to the VIZIO BCS National Championship after one of the most dominant regular seasons in college football history. The 19-year-old redshirt freshman threw three touchdown passes and ran for a score, and Florida State stormed into the BCS title game after a 45-7 victory over No. 20 Duke in the ACC championship game. Winston was 19 of 32 for 330 yards and set season FBS freshman records for TD passes (38) and yards passing (3,820). Winston threw two touchdown passes to 6-foot-5, 234-pound receiver Kelvin Benjamin and ran for a 17-yard score to overcome two interceptions.

Florida State's defense was dominant, holding Duke to 239 yards and forcing three turnovers to help the Seminoles win their second straight ACC title. The Blue Devils had eight possessions in the first half and failed to pick up a first down on seven of them. Florida State slowly took charge in the second quarter and built a 17-0 halftime lead behind a stifling defense. The onslaught continued in the second half with Winston hooking up on a 54-yard touchdown reception with Benjamin.

Duke	0	0	0	7	--7
Florida State	0	17	21	7	---45

Att-67,694

#### Scoring Summary

FS--Benjamin, 14 pass fr. Winston (Aguayo Kick), 12:36, 2nd  
 FS--Williams 12 Run (Aguayo Kick), 3:37, 2nd  
 FS--Aguayo 45 FG, 0:25, 2nd  
 FS--Shaw, 11 pass fr. Winston (Aguayo Kick), 9:52, 3rd  
 FS--Benjamin, 54 pass fr. Winston (Aguayo Kick), 6:31, 3rd  
 FS--Winston 17 Run (Aguayo Kick), 2:38, 3rd  
 FS--Freeman 7 Run (Aguayo Kick), 7:25, 4th  
 DU--Snead 5 Run (Martin Kick), 1:01, 4th

Team Statistics	FSU	DU
First Downs	31	15
Rushes-Yards	43-239	31-99
Passing Yards	330	140
Passes: Att-Comp-Int	19-32-2	21-42-2
Total Offense (plays-yards)	75-569	73-239
Average Per Play	7.6	3.3
Punt Returns-Yards	3-9	1-40
Kickoff Returns	2-60	3-36
Punts (Number-Avg)	4-41.8	9-41.7
Fumbles-Lost	1-1	1-1
Penalties-Yards	6-65	3-32
Possession Time	29:16	30:44

#### Individual Statistics:

**Rushing:** FSU--Devonta Freeman, 18-91, 1 TD; Jameis Winston, 10-59, 1 TD; Karlos Williams, 7-55, 1 TD; James Wilder, Jr., 5-25; Joe Hernandez, 1-6; Chad Abram, 1-2; Ryan Green, 1-1. Duke--Shaq Powell, 8-44; Juwan Thompson, 6-19; Josh Snead, 7-17, 1 TD; Jela Duncan, 5-16; Brandon Connette, 1-4; Jamison Crowder, 1-4; Anthony Boone, 3-(-5).

**Passing:** FSU--Jameis Winston, 19-32-2, 330, 3 TD; Duke--Boone, 20-40-2, 138; Jamison Crowder, 0-1-0, 0; Brandon Connette, 1-1-0, 2.

**Receiving:** FSU--Rashad Greene, 6-67; Kelvin Benjamin, 5-119, 2 TD; 3. Kenny Shaw, 5-74; Nick O'Leary, 3-48; Devonte Freeman, 1-22. Duke--Jamison Crowder, 8-66; Braxton Deaver, 4-17; Isaac Blakney, 2-22; Max McCaffrey, 2-14; Johnell Barnes, 2-(-2); David Reeves, 1-10; Jelsa Duncan, 1-8; Shaq Powell, 1-5.



# 2014 ACC CHAMPIONSHIP GAME, ACC LEGENDS



## 2014 Florida State Captures Third Straight ACC Title; Stretches Win Streak to 29 December 6, 2014

Charlotte, N.C. - Florida State made its case to play for a second straight national championship, finishing the season unbeaten as Jameis Winston threw for 309 yards and three touchdowns, and the second-ranked Seminoles held off No. 12 Georgia Tech 37-35 to win their third consecutive ACC championship. The Seminoles (13-0, 9-0 ACC, No. 4 CFP) received a big performance from senior WR Rashad Greene had seven catches for 123 yards and two scores and freshman Dalvin Cook had 220 yards from scrimmage and a touchdown in his first college start. They helped the Seminoles to extend the nation's longest winning streak to 29 games. Senior TE Nick O'Leary added three catches for 97 yards and a touchdown.

Georgia Tech B-Back Synjyn Days ran for 67 yards and three touchdowns and QB Justin Thomas ran for 104 yards threw for a score for Georgia Tech (10-3, 6-3, No. 11 CFP), which rushed for 331 yards.

<b>Florida State</b>	7	21	3	6	---	37
<b>Georgia Tech</b>	14	7	7	7	---	35
<b>Att-64,808</b>						

### Scoring Summary

GT--Days 1 Run (Butker Kick), 9:50, 1st  
 FS--O'Leary 46 Pass from Winston (Aguayo Kick), 7:42, 1st  
 GT--Days 1 Run (Butker Kick), 1:45, 1st  
 FS--Cook 1 Run (Aguayo Kick), 14:10, 2nd  
 GT--Laskey 4 Run (Butker Kick), 8:02, 2nd  
 FS--Greene 44 Pass from Winston (Aguayo Kick), 5:40, 2nd  
 FS--Greene 9 Pass from Winston (Aguayo Kick), 0:30, 2nd  
 GT--Days 1 Run (Butker Kick), 8:01, 3rd  
 FS--Aguayo 33 FG, 3:13, 3rd  
 FS--Aguayo 32 FG, 10:25, 4th  
 FS--Aguayo 28 FG, 4:28, 4th  
 GT--Waller 25 Pass from Thomas (Butker Kick), 1:47, 4th

Team Statistics	FSU	GT
First Downs	24	28
Rushes-Yards	33-179	59-331
Passing Yards	309	134
Passes: Att-Comp-Int	21-30-0	8-14-2
Total Offense (plays-yards)	63-488	73-465
Average Per Play	7.75	6.37
Punt Returns-Yards	0-0	1-1
Kickoff Returns	3-79	3-45
Punts (Number-Avg)	2-42.0	2-34.5
Fumbles-Lost	0-0	0-0
Penalties-Yards	5-45	3-20
Possession Time	25:05	34:55

### Individual Statistics:

**Rushing:** FSU--Cook, 31-177-1; Winston, 1-5-0. GT--Thomas, 11-104; Days, 19-67, 3 TD; Perkins, 9-64; Laskey, 11-40, 1 TD; Andrews, 3-24; Hill, 3-19; Bostic, 2-7; Zenon, 1-6.

**Passing:** FSU--Jameis Winston, 21-30-0, 309, 3 TD; GT--Thomas, 8-14-1, 134, 1 TD.

**Receiving:** FSU--Greene, 7-123, 2 TD; Cook, 5-43; Rudolph, 5-40; O'Leary, 3-97, 1 TD; Stevenson, 1-6. GT--Waller, 5-73, 1 TD; Hill, 1-27; Bostic, 1-24; Days, 1-10.

## ACC Football Legends Program

The 2015 Dr Pepper ACC Football Championship Game will mark the 11th year of the ACC Football Legends Program which annually honors one Legend selected by each ACC school. Below are past honorees

### Class of 2005--Jacksonville, Fla.

**Name** ..... **Pos.** ..... **Years** ..... **School**  
 Mike Ruth..... NG .1982-85... Boston College  
 Jeff Davis..... LB .1978-81..... Clemson  
 Leo Hart..... QB .1968-70..... Duke  
 Marvin Jones..... LB .1990-92..... Florida State  
 Joe Hamilton..... QB .1996-99..... Georgia Tech  
 Jack Scarbath..... QB .1950-52..... Maryland  
 George Mira..... QB .1961-63..... Miami  
 Don McCauley..... TB .1968-70... North Carolina  
 Roman Gabriel..... QB .1959-61..... NC State  
 Bill Dudley..... RB .1939-41..... Virginia  
 Bruce Smith..... DE .1981-84..... Virginia Tech  
 Bill Armstrong..... FS .1973-76..... Wake Forest

### Class of 2006--Jacksonville, Fla.

Doug Flutie..... QB .1981-84... Boston College  
 Michael Dean Perry..... DT .1984-87..... Clemson  
 Art Gregory..... T .1960-62..... Duke  
 William Floyd..... FB .1990-93..... Florida State  
 Marco Coleman..... OLB .1989-91..... Georgia Tech  
 Randy White..... DT .1972-74..... Maryland  
 Gino Torretta..... QB .1989-92..... Miami  
 William Fuller..... DT .1980-83... North Carolina  
 Jim Ritcher..... C .1976-79..... NC State  
 Jim Dombrowski..... T .1982-85..... Virginia  
 Carroll Dale..... WR .1956-59..... Virginia Tech  
 James McDougald..... RB .1976-79..... Wake Forest

### Class of 2007--Jacksonville, Fla.

Pete Mitchell..... TE .1991-94... Boston College  
 Jerry Butler..... WR .1975-78..... Clemson  
 Clarkston Hines..... WR .1986-89..... Duke  
 LeRoy Butler..... DB .1987-89..... Florida State  
 George Morris..... LB .1950-52..... Georgia Tech  
 Dick Shiner..... QB .1961-63..... Maryland  
 Jim Kelly..... QB .1979-82..... Miami  
 Harris Barton..... T .1983-86... North Carolina  
 Dennis Byrd..... DE .1965-67..... NC State  
 Joe Palumbo..... DG .1949-51..... Virginia  
 Antonio Freeman..... WR .1991-94..... Virginia Tech  
 Norm Snead..... QB .1958-60..... Wake Forest

### Class of 2008--Tampa, Fla.

Steve DeOssie..... LB .1980-83... Boston College  
 Levon Kirkland..... OLB .1988-91..... Clemson  
 Claude Moorman, II..... E..... 1958-60..... Duke  
 Danny Kannell..... QB .1992-95..... Florida State  
 Pat Swilling..... OLB .1982-85..... Georgia Tech  
 Stan Jones..... DT .1950-53..... Maryland  
 Russell Maryland..... DT .1987-90..... Miami  
 Marcus Jones..... DT .1992-95... North Carolina  
 Bill Yoest..... G .1970-73..... NC State  
 Tiki Barber..... TB .1993-96..... Virginia  
 Don Strock..... QB .1970-73..... Virginia Tech  
 John Henry Mills..... TE .1988-92..... Wake Forest

### Class of 2009--Tampa, Fla.

Mike Mayock..... DB .1976-80... Boston College  
 Danny FordHead Coach. 1979-89..... Clemson  
 Bob Pascal..... HB .1953-55..... Duke  
 Chris Weinke..... QB .1997-00..... Florida State  
 Eddie Lee Ivory..... RB .1975-78..... Georgia Tech  
 Kevin Glover..... C .1982-84..... Maryland  
 Vinny Testaverde..... QB .1982-86..... Miami  
 Kelvin Bryant..... TB .1979-82... North Carolina  
 Willie Burden..... RB .1971-73..... NC State  
 Jim Bakhtiar..... RB .1955-57..... Virginia  
 Bob Schweickert..... QB .1962-64..... Virginia Tech  
 Bill Barnes..... RB .1954-56..... Wake Forest

### Class of 2010--Charlotte, N.C.

Tony Thurman..... DB .1981-85... Boston College  
 Steve Fuller..... QB .1975-78..... Clemson  
 Jay Wilkinson..... HB-QB .1961-63..... Duke  
 Peter Boulware..... DE .1994-96..... Florida State  
 Randy Rhino..... DB .1972-74..... Georgia Tech  
 Darryl Hill..... WR..... 1963..... Maryland  
 Cortez Kennedy..... DT .1988-89..... Miami  
 Ethan Horton..... TB .1981-84 .. North Carolina  
 Ted Brown..... RB .1975-78..... NC State

Barry Word..... RB .1983-85..... Virginia  
 Cornell Brown..... DE .1993-96..... Virginia Tech  
 Larry Hopkins..... FB .1970-71..... Wake Forest

### Class of 2011--Charlotte, N.C.

Stephen Boyd..... ILB .1991-94... Boston College  
 Perry Tuttle..... WR .1978-81..... Clemson  
 Ben Bennett..... QB .1980-83..... Duke  
 Andre Wadsworth..... DE .1994-97..... Florida State  
 Lucius Sanford..... LB .1975-77..... Georgia Tech  
 Rich Novak..... QB .1959-61..... Maryland  
 Jim Otto..... C .1957-59..... Miami  
 Chris Hanburger..... LB .1962-64... North Carolina  
 Marc Primanti..... PK .1995-96..... NC State  
 Chris Slade..... DE .1989-92..... Virginia  
 Mike Johnson..... LB .1980-83..... Virginia Tech  
 Larry Russell..... QB .1969-71..... Wake Forest

### Class of 2012--Charlotte, N.C.

Bob Hyland..... G .1964-66... Boston College  
 Bennie Cunningham TE .1973-75..... Clemson  
 Mike McGee..... G .1957-59..... Duke  
 Sam Cowart..... LB .1993-97..... Florida State  
 Ken Swilling..... S .1988-91..... Georgia Tech  
 Chet Hanulak..... RB .1951-53..... Maryland  
 Ted Hendricks..... DE .1966-68..... Miami  
 Dre Bly..... CB .1996-98... North Carolina  
 Torry Holt..... WR .1995-98..... NC State  
 Frank Quayle..... TB .1966-68..... Virginia  
 Pierson Prioleau..... DB .1995-98..... Virginia Tech  
 Ed Stetz..... LB .1969-71..... Wake Forest

### Class of 2013--Charlotte, N.C.

Mike Cloud..... RB .1995-98... Boston College  
 Terry Kinard..... S .1979-82..... Clemson  
 Wes Chesson..... WR .1968-70..... Duke  
 Jamie Dukes..... G .1982-85..... Florida State  
 Robert Lavette..... RB .1981-84..... Georgia Tech  
 Boomer Esiason..... QB .1981-83..... Maryland  
 Edgerrin James..... RB .1996-98..... Miami  
 Ken Willard..... FB .1962-64... North Carolina  
 Dave Buckley..... QB .1972-75..... NC State  
 Don Buckley..... WR .1972-75..... NC State  
 Johnny Majors..... HC 1973-76; 93-96..... Pitt  
 Floyd Little..... HB .1964-66..... Syracuse  
 Tom Scott..... DE .1950-52..... Virginia  
 Andre' Davis..... WR .1998-01..... Virginia Tech  
 Jay Venuto..... QB .1979-80..... Wake Forest

### Class of 2014--Charlotte, N.C.

Chris Snee..... G .2001-03..... Boston College  
 Donnell Woolford..... CB .1985-88..... Clemson  
 Chris Castor..... WR .1979-82..... Duke  
 Derrick Brooks..... OLB .1991-94..... Florida State  
 John Davis..... C-T .1983-86..... Georgia Tech  
 Frank Minnifield..... CB .1979-82..... Louisville  
 Darrin Smith..... LB .1988-92..... Miami  
 Greg Ellis..... DE .1994-97... North Carolina  
 Jesse Campbell..... S .1988-90..... NC State  
 Hugh Green..... DE .1977-80..... Pitt  
 Art Monk..... WR .1976-79..... Syracuse  
 George Welsh..... HC .1982-00..... Virginia  
 Jake Grove..... C .2000-03..... Virginia Tech  
 Alan White..... RB .1959-61..... Wake Forest

### Class of 2015--Charlotte, N.C.

Dan Koppen..... C .1999-01..... Boston College  
 Anthony Simmons..... ILB .1995-97..... Clemson  
 Chris Douglas..... RB .2000-03..... Duke  
 TBA..... Florida State  
 Bobby Ross..... HC .1987-91..... Georgia Tech  
 Chris Redman..... QB .1996-99..... Louisville  
 TBA..... Miami  
 Ken Huff..... G .1972-74..... North Carolina  
 Fred Combs..... CB .1965-67..... NC State  
 Tony Dorsett..... RB .1973-76..... Pitt  
 Chris Gedney..... TE .1989-92..... Syracuse  
 Patrick Kerney..... DE .1995-98..... Virginia  
 Corey Moore..... DE .1987-89..... Virginia Tech  
 Chuck Ramsay..... K .1971-73..... Wake Forest



# ACC FOOTBALL CHAMPIONSHIP RECORDS



## Individual Championship Game Records

### Total Offense

Plays.....69	Marcus Vick, VT (52 pass, 17 rush) vs. FSU, 2005
Yards.....389	Jameis Winston, FSU (330 pass, 59 rush) vs. Duke, 2013
Avg/Play.....10.13	Jameis Winston, FSU (31 for 314) vs. Georgia Tech, 2014 (minimum 10 plays)
TDR.....4	Tyrod Taylor, VT (3 pass, 1 run) vs. FSU, 2010; Tajh Boyd, CL (3 pass, 1 rush) vs. VT, 2011; Jameis Winston, FSU (3 pass, 1 rush) vs. Duke, 2013

### Rushing

Carries.....31	Darren Evans, VT (114 yards) vs. BC, 2008; Dalvin Cook, FSU (177 yards) vs. GT, 2014
Yards.....233	C. J. Spiller, CL (20 rushes) vs. GT, 2009
Average.....11.65	C. J. Spiller, CL (20 for 233) vs. GT, 2009 (minimum 10 carries)
Long Run.....54	C. J. Spiller, CL vs. GT, 2009

### All-Purpose

Yards.....301	C.J. Spiller, CL (233 rushing, 5 rec., 63 KR) vs. GT, 2009
---------------	--

### Passing

Attempts.....52	Matt Ryan, BC (33 completions, 305 yards) vs. VT, 2007
Completions...33	Marcus Vick, VT (26 completions, 335 yards) vs. FSU, 2006
Consec. Completions	Matt Ryan, BC (52 attempts, 305 yards) vs. VT, 2007
Comp. %.....76.2	8 Matt Ryan, BC (4th quarter) vs. VT, 2007
Yards.....335	EJ Manuel, FSU (16 of 21) vs. GT, 2012
TD Passes (Tie)3	Marcus Vick, VT (26 of 52) vs. FSU, 2005
Interceptions.....2	Sean Glennon, VT vs. BC, 2007; Tyrod Taylor, VT vs. FSU, 2010; Tajh Boyd, CL vs. VT, 2011; Jameis Winston, FSU vs. Duke, 2013; Jameis Winston, FSU vs. GT, 2014
Long Pass.....70	Matt Ryan, BC vs. VT, 2007 Reggie Ball, GT vs. WF, 2006; Dominique Davis, BC vs. VT, 2008; Kyle Parker, CL vs. GT, 2009; EJ Manuel, FSU vs. VT, 2010; Logan Thomas, VT vs. CL, 2011; Jameis Winston, FSU vs. Duke, 2013
Pass Eff. ..189.52	Joshua Nesbitt to Demaryius Thomas, GT vs. CL, 2009
	Jameis Winston, FSU vs. GT, 2014 (Min. 20 attempts)

### Receiving

Rec.....13	Andre Callender, BC (92 yards) vs. VT, 2007
Yards.....143	Danny Coale, VT (6 receptions) vs. FSU, 2010
Average.....24.3	Willie Idelette, WF (3 receptions, 73 yards) vs. GT, 2006
TDs.....2	Dwayne Allen, CL (2 receptions, 32 yards) vs. VT, 2011; Kelvin Benjamin, FSU (5 for 119 yards) vs. Duke, 2013; Rashad Greene, FSU (7 for 123 yards) vs. GT, 2014

### Scoring

Points.....24	C.J. Spiller, CL (4 TDs), vs. GT, 2009
TD.....4	C.J. Spiller, CL vs. GT, 2009;
FG Attempts.....4	Sam Swank, WF (3 made) vs. GT, 2006
FGs Made.....4	Scott Blair, GT (4 made) vs. CL, 2009
Long FG.....50	Scott Blair, GT (4 attempts) vs. CL, 2009
PAT Attempts...6	Dustin Keys, VT vs. BC, 2008.
PAT Made...6	Chris Hazley, VT (5 made) vs. FSU, 2010; Roberto Aguayo, FSU (6 made) vs. Duke, 2013
Points/Kicking...15	Roberto Aguayo, FSU (6 made) vs. Duke, 2013
	Scott Blair, GT (4 FGs, 3 PATs) vs. CL, 2009

### Punting

Punts.....9	Will Monday, Duke (375 yards) vs. FSU, 2013
Yards.....375	Will Monday, Duke (9 punts) vs. FSU, 2013
Punt Average...50.0	Durant Brooks, GT (5 punts, 250 yards) vs. WF, 2006 (min. 5 punts)
Long Punt.....61	Durant Brooks, GT vs. WF, 2006; Danny Coale, VT vs. CL, 2011

### Punt Returns

PR.....4	Eddie Royal, VT (23 yards) vs. FSU, 2005
Yards.....98	Willie Reid, FSU (3 returns) vs. VT, 2005
Average.....32.7	Willie Reid, FSU (3 ret., 98 yards) vs. VT, 2006
Long.....83	Willie Reid, FSU vs. VT, 2005

### Kickoff Returns

Kickoff Returns...6	Orwin Smith, GT (117 yards) vs. CL, 2009;
Yards.....135	Tony Gregory, VT (135 yards) vs. CL, 2011.
Average.....30.5	Tony Gregory, (6 returns) vs. CL, 2011
Long.....42	Alphonso Smith, WF (2 returns, 61 yards) vs. GT, 2006
	Lemarcus Joyner, FSU vs. VT, 2010

### Interceptions

Interceptions.....2	Breon Borders, Duke (16 yards) vs. FSU, 2013
Yards Return...64	Bashaud Breeland, CL vs. VT, 2011
TD.....1	Xavier Adibi, VT vs. BC (40 yards), 2007; Jeron Gouveia-Winslow, VT vs. FSU, 2010
Long Return...64	Bashaud Breeland, CL vs. VT, 2011

### Fumbles

Long Return...51	Jamie Silva, BC vs. VT, 2007
Return/TD...1	Jamie Silva, BC vs. VT (51 yards), 2007; Orion Martin, VT vs. BC (17 yards), 2008.

## Team Championship Game Records

### Total Offense

Plays.....83	Virginia Tech vs. Florida State (376 yards), 2005
Yards.....569	Georgia Tech vs. Clemson (469 yards), 2009
Average.....7.75	Florida State vs. Duke (75 plays), 2013
	Florida State vs. Georgia Tech (63 for 488), 2014

### Rushing

Carries.....65	Georgia Tech vs. Clemson (333 yards), 2009
Yards.....333	Georgia Tech vs. Clemson (65 attempts), 2009
TDs.....5	Clemson vs. Georgia Tech, 2009

### Passing

Attempts.....52	Boston College vs. Va. Tech (33 completions., 305 yards), 2007; Virginia Tech vs. Florida State (26 completions., 335 yards), 2005
Completions...33	Boston College vs. Va. Tech (52 attempts, 305 yards), 2007
Comp. Perc..76.2	Florida State vs. Georgia Tech (16 of 21), 2012
Yards.....335	Virginia Tech vs. Florida State (26 of 52), 2005
TD (Tie).....3	Virginia Tech vs. Boston College, 2007
	Virginia Tech vs. Florida State, 2010
	Clemson vs. Virginia Tech, 2011
	Florida State vs. Duke, 2013; vs. GT, 2014

### First Downs

Total.....31	Florida State vs. Duke, 2013
Rushing.....23	Georgia Tech vs. Clemson, 2009
Passing.....16	Boston College vs. Virginia Tech, 2007; Florida State vs. Duke, 2013

### Punting

Most Punts.....9	Duke vs. Florida State (375 yards), 2013
Fewest Punts....0	Clemson, Clemson vs. Georgia Tech, 2009
Yards.....375	0 Georgia Tech, Georgia Tech vs. Clemson, 2009
Average.....50.0	Duke vs. Florida State (9 punts), 2013
	Georgia Tech vs. Wake Forest (5 for 250), 2006

### Punt Returns

Yards.....98	Florida State vs. Virginia Tech (3 attempts), 2005
Average.....32.7	Florida State vs. Virginia Tech (3 for 98), 2005

### Kickoff Returns

Yards.....183	Florida State vs. Virginia Tech (7 attempts.), 2010
Average.....26.0	Wake Forest vs. Georgia Tech (3 for 78), 2006

### Scoring

Most Points....45	Florida State vs. Duke, 2013
Most TDs.....6	Virginia Tech vs. Florida State, 2010; Florida State vs. Duke, 2013
Most FGs.....4	Georgia Tech vs. Clemson, 2009

### Defense

Fewest Points Allowed.....6	Wake Forest vs. Georgia Tech, 2006
Fewest Rush Yards All...41	Florida State vs. Virginia Tech, 2005
Fewest Pass Yards All....91	Georgia Tech vs. Clemson, 2009
Fewest Total Yards All..239	Florida State vs. Duke, 2013
Most Interceptions...2	Virginia Tech vs. Boston College, 2007, 2008; Georgia Tech vs. Clemson, 2009; Virginia Tech vs. Florida State, 2010; Clemson vs. Virginia Tech, 2011; Duke vs. Florida State, 2013
Most Turnovers Forced....4	Virginia Tech vs. Boston College, 2008
Most Penalties.....17	Virginia Tech vs. Florida State, 2005
Most Penalty Yards.....143	Virginia Tech vs. Florida State (17), 2005
Time of Possession.....37:17	Georgia Tech vs. Clemson, 2009
Attendance.....72,749	Virginia Tech vs. Florida State, 2005

## The Last Time in The ACC Championship Game

An Interception was returned for a TD.....	Dec. 4, 2010
by Jeron Gouveia-Winslow of Virginia Tech vs. FSU (24 yards)	
A Punt was returned for a TD.....	Dec. 3, 2005
by Willie Reid of Florida State vs. Virginia Tech (83 yards).	
A Fumble was returned for a TD.....	Dec. 6, 2008
by Orion Martin, Virginia Tech vs. Boston College (17 yards)	
A Defensive PAT was recorded.....	Dec. 4, 2010
by Nigel Bradham, Florida State vs. Virginia Tech	
A Runner ran for 100 or more yards.....	Dec. 6, 2014
by Dalvin Cook, Florida State (177 yards on 31 carries) and Justin Thomas, Georgia Tech (104 yards on 11 carries)	
Teammates each ran for 100 or more yards.....	Dec. 5, 2009
Jonathan Dwyer, Georgia Tech (110 yards on 24 carries); Joshua Nesbitt, Georgia Tech (103 yards on 22 carries)	
A Runner ran for 200 or more yards.....	Dec. 5, 2009
by C.J. Spiller, Clemson (233 yards on 20 carries)	
A Safety Occurred.....	Dec. 6, 2008
by Virginia Tech P Brett Bowden who ran out of the back of the end zone vs. Boston College.	



# COLLEGE FOOTBALL PLAYOFF, ACC BOWL LINEUP



## COLLEGE FOOTBALL PLAYOFF

The College Football Playoff begins its second year of operation after a highly-acclaimed first season in 2014-15. The Playoff features the top four teams, two semifinals played in bowl games, and a national championship game played in a different city each year. Each semifinal is played during the New Year's holiday with the National Championship Game in prime time on a Monday night at least a week later.

The College Football Playoff selection committee chooses the four teams for the playoff based on their performance during the regular season, including, strength of schedule, head-to-head results, championships won, and other factors. The teams will be seeded so that #1 will play #4 in one semifinal and #2 will meet #3 in the other, with the winners advancing to the national championship game. The selection committee will announce its rankings each week on Tuesdays beginning this year on Nov. 3. The final rankings will be announced on Sunday, Dec. 6.

The semifinals will rotate among six different bowls: the Chick-fil-A Peach, Goodyear Cotton, Fiesta and Capital One Orange Bowls; the Rose Bowl presented by Northwestern Mutual and the Allstate Sugar Bowl. In the years when the bowls are not hosting semifinals, the bowls will feature eight other teams in four compelling matchups.

### 2015-16 Schedule

Dec. 31, 2015--Semifinals: Capital One Orange & Goodyear Cotton Bowls  
Jan. 11, 2016--National Championship Game, University of Phoenix Stadium, Glendale, Ariz.

### 2016-17 Schedule

Dec. 31, 2016--Semifinals: Chick-fil-A Peach & Fiesta Bowls  
Jan. 9, 2017--National Championship Game, Raymond James Stadium, Tampa, Fla.

### College Football Playoff Selection Committee

Jeff Long (Chair), Director of Athletics .....Arkansas  
Barry Alvarez, Director of Athletics ..... Wisconsin  
Lt. Gen. Mike Gould ... Former Superintendent, Air Force  
Pat Haden, Director of Athletics ..... Southern California  
Kirby Hocutt, Director of Athletics ..... Texas Tech  
Tom Jernstedt..... Former Executive VP, NCAA  
Bobby Johnson.. Former head coach at Furman, Vanderbilt  
Tom Osborne ..... Former Director of Athletics, Nebraska  
Dan Radakovich, Director of Athletics ..... Clemson  
Condoleezza Rice, Professor and former Provost.... Stanford  
Former United States Secretary of State  
Mike Traghese ..... Former Commissioner, Big East  
Steve Wieberg..... Former college reporter, USA Today  
Tyrone Willingham ..... Former head coach Stanford, Notre Dame and Washington.

### Selection Committee Rankings Release Schedule

Tuesday, November 3, 2015  
Tuesday, November 10, 2015  
Tuesday, November 17, 2015  
Tuesday, November 24, 2015  
Tuesday, December 1, 2015  
Sunday, December 6, 2015 (Selection Day)

## ACC Affiliated Bowl Games

(In chronological order, All Times Eastern)

Date	Bowl Game.....	Host City .....	TV .....	Time
Dec. 26	St. Petersburg Bowl (Secondary) .....	St. Petersburg, Fla.....	ESPN.....	11:00 am
Dec. 26	Hyundai Sun Bowl.....	El Paso, Tex.....	CBS .....	2:00 pm
Dec. 26	New Era Pinstripe Bowl.....	New York, N.Y.....	ABC .....	3:30 pm
Dec. 26	Camping World Independence Bowl.....	Shreveport, La.....	ESPN.....	5:45 pm
Dec. 28	Military Bowl Pres. by Northrop Grumman .....	Annapolis, Md.....	ESPN.....	2:30 pm
Dec. 28	Quick Lane Bowl.....	Detroit, Mich.....	ESPN2.....	5:00 pm
Dec. 29	Russell Athletic Bowl.....	Orlando, Fla.....	ESPN.....	5:30 pm
Dec. 30	Birmingham (Secondary) .....	Birmingham, Ala.....	ESPN....	12:00 pm
Dec. 30	Belk Bowl.....	Charlotte, N.C.....	ESPN.....	3:30 pm
Dec. 30	Franklin American Mortgage Music City Bowl... Nashville, Tenn.....		ESPN.....	7:00 pm
Dec. 31	Chick-fil-A Peach Bowl.....	Atlanta, Ga.....	ESPN....	12:00 pm
Dec. 31	National Semifinals, Capital One Orange Bowl... Miami Gardens, Fla. .		ESPN....	4 or 8 pm
Dec. 31	National Semifinals, Goodyear Cotton Bowl... Arlington, Texas .....		ESPN....	4 or 8 pm
Jan. 1	Fiesta Bowl.....	Glendale, Ariz.....	ESPN.....	1:00 pm
Jan. 2	TaxSlayer Bowl.....	Jacksonville, Fla.....	ESPN....	12:00 pm
Jan. 11	National Championship.....	Glendale, Ariz.....	ESPN.....	8:30 pm

## ACC Bowl Quick Selection Order

(The ACC is in the second year of six-year contracts with its current bowl partners. The current College Football Playoff format is a 12-year agreement)

### College Football Playoff (four teams)

If the ACC Champion is not in one of the semifinal games this year, it will appear in one of the Playoff "host" bowls, either the Fiesta or Chick-fil-A Peach, since the Capital One Orange Bowl will serve as a semifinal site this year. There is no limit on how many teams the College Football Playoff may choose from a particular conference.

### Capital One Orange Bowl

Normally the ACC champion, if not in the College Football Playoff, would appear in the Capital One Orange Bowl, with the opponent being the highest-ranked available team from the SEC, Big Ten or Notre Dame. This year, with the Capital One Orange Bowl serving as a semifinal site, the participants will be determined by the CFP Selection Committee, which would also choose the host bowl (either Chick-fil-A Peach or Fiesta) and opponent for the ACC champion if it is not in the College Football Playoff.

### Buffalo Wild Wings Citrus Bowl

Only if the ACC opponent in the Capital One Orange Bowl in a non-semifinal year, is a team from the Big Ten. This will not occur in 2015 due to the fact that the Orange Bowl this year is a semifinal site for the College Football Playoff.

### Russell Athletic Bowl

Has first pick of ACC teams in 2015 after the College Football Playoff and the Host Bowls.

### Tier One Bowls

All have equal selection status

Belk /Hyundai Sun/New Era Pinstripe/Franklin American Mortgage Music City or Taxslayer

### Tier Two Bowls

Military Bowl Presented by Northrop Grumman  
Camping World Independence Bowl  
Quick Lane Bowl

### St. Petersburg Bowl

After the 2014 and 2016 seasons; all others as first secondary selection if not filled by Conference USA or American Athletic.

### Birmingham Bowl

Secondary only--if not filled by the Southeastern or American Athletic Conferences.

## The One-Win Rule Applies Only to Notre Dame

The ACC's bowl selection will no longer be bound by the rigidity of a "one-win rule" but will have a general list of criteria to emphasize regionality and quality matchups on the field. A one-win rule does apply to Notre Dame's participation in the ACC Bowl structure. Notre Dame is now eligible for ACC Bowl selection beginning with the Buffalo Wild Wings Citrus Bowl and continuing through the league's bowl selections. However, Notre Dame must be within one win of the ACC available team which has the best overall record, in order to be chosen. In other words, if an ACC team was 9-3, a 7-5 Notre Dame team could not be chosen in its place. Notre Dame would have to be 8-4 to be chosen over a 9-3 league team.

## ACC Bowl Expenses And Revenue

The Atlantic Coast Conference shares all bowl revenues. Each school is provided an initial expense allotment. The Conference will share in the cost of unsold tickets for participating bowl institutions. After all bowl expense allotments and ticket reimbursements are subtracted from the total bowl revenue, the remaining revenue is distributed evenly among ACC schools.



**COLLEGE FOOTBALL  
PLAYOFF**

## College Football Playoff

Semifinals: Capital One Orange Bowl (Miami Gardens, Fla.) and Goodyear Cotton Bowl (Arlington, Texas), Dec. 31, 2015, ESPN, 4 or 8 pm  
Championship Game: Glendale, Ariz., University of Phoenix Stadium, Jan. 11, 2016, ESPN, 8:30 pm

### College Football Playoff Staff and Office

Executive Director: Bill Hancock..... bhancock@collegefootballplayoff.com  
Chief Executive Officer: Michael Kelly.....mkelly@collegefootballplayoff.com  
Media Contact: Gina Lehe .....glehe@collegefootballplayoff.com; Lehe Office: 469-363-5204; Lehe Cell: 626-399-8751  
545 East John Carpenter Freeway, Suite 1025, Irving, Tex., 75062; Office Phone: 469-262-5200



## Capital One Orange Bowl, Dec. 31, 2015, ESPN, 4 or 8 pm (National Semifinal Game in 2015)

Sun Life Stadium (71,540), Miami Gardens, Fla.

Chief Executive Officer: Eric Poms: epoms@orangebowl.org; Vice President: Communications: Larry Wahl: lwahl@orangebowl.org  
Office Phone: 305-341-4700; Larry Wahl Direct:..... 305-341-4718  
Address: 14360 NW 77th Court, Miami Lakes, Fla., 33016; www.orangebowl.org



## Host Bowls: Chick-Fil-A Peach, Dec. 31, 2015, ESPN, Noon

Georgia Dome (71,996), Atlanta, Ga., President & CEO: Gary Stokan: Gstokan@cfabowl.com  
Office Phone: 404-586-8500; Media Relations Contact: Matt Garvey: mgarvey@cfabowl.com  
Address: 3284 Northside Parkway NW, Suite 550, Atlanta, GA 30327



## Fiesta Bowl, Jan. 1, 2016, ESPN, 1 pm

University of Phoenix Stadium (73,000), Glendale, Ariz; Executive Director: Mike Nealey  
Office Phone: 480-350-0900; Media Relation Contact: Jenn Jepson: jjepson@fiestabowl.org  
Address: 7135 E. Camelback Road, Suite 190, Scottsdale, Ariz., 85251



## Russell Athletic Bowl, Dec. 29, 2015, ESPN, 5:30 pm, (ACC vs. Big 12)

Florida Citrus Bowl (65,438), Orlando, Fla

Chief Executive Officer: Steve Hogan: shogan@fcsports.com. Director of Communications: Greg Creese: gcreese@fcsports.com  
One Citrus Bowl Place, Orlando, Fla 32805; Office Phone: 407-423-2476; russellathleticbowl.com



## Belk Bowl, Dec. 30, 2015; ESPN, 3:30 pm; (ACC vs. SEC)

Bank of America Stadium (73,667), Charlotte, N.C.

Executive Director: Will Webb: wwbb@charlottesports.org; Media Relations: Frank Kay: fkay@raycomsports.com  
6337 Morrison Blvd., Charlotte, NC 28211; Phone: 704-644-4047; FAX: 1-866-741-4491; www.belkbowl.com



## Hyundai Sun Bowl, Dec. 26, 2015, CBS, 2 pm (ACC vs. Pac-12)

Sun Bowl Stadium (50,426), El Paso, Tex.

Chief Executive Officer: Bernie Olivas: bolivas@sunbowl.org; Media Contact: TBA  
4150 Pinnacle Street, Suite 100, El Paso, Tex. 79902; Phone: 915-533-4416; FAX: 915-533-0661



## New Era Pinstripe Bowl, Dec. 26, 2015, ABC, 3:30 pm (ACC vs. Big Ten)

Yankee Stadium (52,328), Bronx, N.Y.

Chief Executive Officer: Mark Holtzman: holtzman@yankees.com; Media Contact: Kenny Leandry: kleandry@yankees.com  
One East 161st Street, Bronx, N.Y., 10451; Office Phone: 718-579-5416



## Franklin American Mortgage Music City Bowl, Dec. 30, 2015, ESPN, 7 pm (ACC vs. SEC)

LP Field (67,000), Nashville, Tenn.

Executive Director: Scott Ramsey: sramsey@nashvillesports.com; Media Contact: Brandon Cox: bcox@nashvillesports.com  
414 Union Street, Suite 800, Nashville, TN 37219 Phone: 615-743-3120; FAX: 615-244-3540; www.musiccitybowl.com



## TaxSlayer Bowl, Jan. 2, 2016, ESPN, 3:30 pm (ACC vs. SEC)

Everbank Field (73,000), Jacksonville, Fla.

President & Chief Executive Officer: Rick Catlett: rcatman@gatorbowl.com; Media Contact: Cheri O'Neill: cheri@gatorbowl.com  
One Gator Bowl Blvd., Jacksonville, Fla., 32202; Phone: 905-798-1700



## Military Bowl Presented by Northrop Grumman, Dec. 28, 2015, ESPN, 2:30 p.m. (ACC vs. AAC)

Navy-Marine Corps Memorial Stadium (40,000), Annapolis, Md.

Executive Director: Steve Beck: sbeck@militarybowl.org  
Media Contact: Josh Barr: jbarr@militarybowl.com; Maureen Licursi: mlicursi@militarybowl.org  
1742 N Street, N.W., Washington, D.C., 20036; Phone: 202-776-2918; www.militarybowl.org



## Camping World Independence Bowl, Dec. 26, 2015, ESPN, 5:45 pm (ACC vs. SEC)

Independence Stadium (49,147), Shreveport, La.

Executive Director: Missy Setters: missy@independencebowl.org; Media Contact: Stefan Nolet: stefan@independencebowl.org  
401 Market Street, Suite 120, Shreveport, La. 71101; Office Phone: 318-221-0712; Fax: 318-221-7366; www.independencebowl.org



## Quick Lane Bowl, Dec. 28, 2015, ESPN2, 5 pm (ACC vs. Big Ten)

Ford Field (65,000), Detroit, Mich.

Executive Director: Kelly Kozole: kelly.kozole@lions.nfl.net Media Contact: Ben Manges: Ben.Manges@lions.nfl.net  
2000 Brush Street, Suite 200, Detroit, Mich. 48226; Phone: 313-262-2000; Fax: 313-262-2652. Manges Phone: 313-216-4190



## St. Petersburg Bowl, Dec. 26, 2015, ESPN, 11 am (ACC vs. AAC in 2016; conditional in all other years)

Tropicana Field (28,453), St. Petersburg, Fla.

Executive Director: Brett Dulaney: richard.b.dulaney@espn.com Media Contact: Jack Heilig: jack@trifectateam.com  
100 Second Avenue, South, Suite N204, St. Petersburg, Fla. 33701; Office Phone: 727-290-9865; Heilig Direct: 954-634-2299



## Birmingham Bowl, Dec. 30, 2015, ESPN, 12 pm (Conditional in all years; SEC vs. AAC)

Legion Field (72,000), Birmingham, Ala.

Executive Director: Mark Meadows: mark.r.meadows@espn.com Media Contact: Norm Reilly: nreilly@uab.edu  
2 Riverchase Office Plaza, Suite 110, Birmingham, Ala., 35244; Office Phone: 205-733-3776



# ACC BOWL RECORDS

## ACC Among Bowl Leaders

The Atlantic Coast Conference ranks third among FBS conferences in bowl victories (194) and appearances (385)... With a 4-7 mark in 2014, ACC teams are a combined 194-186-5 (.510) in bowl play... Since 2005 and including 2014, the ACC will have sent 86 teams to bowl games; only the SEC has had more (92)... The ACC is one of only two conferences nationally to have had all 14 of its teams play in bowl games in the last four seasons... Using the cumulative bowl records of the current conference membership, the ACC is third among all leagues in its school's combined percentage, but is second in the total number of bowl games in which its schools have participated prior to this year.

## Bowl Records by Conferences (Based on Membership as of 2014)

Conference.....	Total	All-Time	Pct.
Pac-12.....	302	157-140-5	.528
SEC.....	475	243-219-13	.525
<b>ACC.....</b>	<b>385</b>	<b>194-186-5</b>	<b>.510</b>
Big 12.....	281	137-139-5	.496
American Athletic...72		34 - 36-2	.486
Mountain West.....148		68 - 78-2	.466
Conference USA....155		74 -79-2	.484

## ACC W-L Record by Bowl

Last	ACC	School	Record
Bowl	App.		
All-American ....1990		NC State.....	5-1-0
Aloha.....2000		Virginia.....	2-3-0
Armed Forces....2014		Pitt.....	0-1-0
Bluebonnet.....1980		North Carolina....	2-1-1
Bluegrass.....1958		Florida State.....	0-1-0
Cherry.....1985		Maryland.....	1-0-0
Citrus.....1991		Clemson.....	5-5-1
Belk.....2014		Louisville.....	7-6-0
Copper.....1989		NC State.....	0-1-0
Cotton.....1991		Florida State.....	4-3-0
Dixie.....1949		Wake Forest.....	0-1-0
Kraft.....2010		Boston College....	1-5-0
Fiesta.....1998		Florida State.....	2-2-0
Gator.....2009		Florida State....	23-15-2
Hall of Fame.....1994		Duke.....	2-2-0
Humanitarian...2008		Maryland.....	5-2-0
Military.....2014		Virginia Tech.....	3-1-0
Music City.....2013		Georgia Tech.....	3-6-0
Independence....2014		Miami.....	1-5-1
Las Vegas.....1998		North Carolina....	1-0-0
Liberty.....1977		North Carolina....	3-3-0
Russell Athletic....2014		Clemson.....	14-8-0
Oil.....1947		Georgia Tech.....	1-0-0
Orange.....2014		Georgia Tech...	13-16-0
New Era Pinstripe.2014		Boston College....	1-1-0
Chick-fil-A (Peach).....2013		Duke.....	16-22-0
Papajohns.com....2013		Pitt.....	1-1-0
Quick Lane.....2014		North Carolina....	0-1-0
Rose.....2014		Florida State.....	1-3-0
Seattle.....2002		Wake Forest.....	2-0-0
Silicon Valley.....2002		Georgia Tech.....	0-1-0
St. Pete.....2014		NC State.....	1-0-0
Sugar.....2011		Virginia Tech.....	10-8-0
Sun.....2014		Duke.....	5-9-0
Texas.....2013		Syracuse.....	1-0-0

## Bowl Records by School

(Ranked by Winning Percentage)

School	App.	W	L	T	Pct.	Last	Bowl Appearance
Florida State.....	44	27	15	2	.636	2014..	Lost BCS CFP Semifinals
Syracuse.....	25	15	9	1	.620	2013.....	Won Texas Bowl
Wake Forest.....	10	6	4	0	.600	2011.....	Lost FAM Music City
Georgia Tech.....	43	24	19	0	.558	2014..	Won Capital One Orange
NC State.....	28	15	12	1	.554	2014	Won Bitcoin St. Petersburg
Boston College.....	24	13	11	0	.542	2014..	Lost New Era Pinstripe
Clemson.....	37	19	18	0	.514	2014.....	Won Russell Athletic
Louisville.....	19	9	9	1	.500	2014.....	Lost Belk Bowl
Miami.....	38	19	19	0	.500	2014.....	Lost Independence
North Carolina.....	31	14	17	0	.452	2014.....	Lost Quick Lane
Pitt.....	30	13	18	0	.419	2014..	Lost L-M Armed Forces
Virginia Tech.....	28	11	17	0	.393	2014.....	Won Military
Virginia.....	18	7	11	0	.389	2011.....	Lost Chick-fil-A
Duke.....	10	3	8	0	.273	2014.....	Lost Hyundai Sun

## ACC BOWL SUCCESS

Since 2005, ACC members have appeared in 86 bowl games; that is the second-highest total of any conference... In all, 68.2 percent of the ACC's teams have made post-season appearances in that time frame; that's the second-highest participation rate in the nation. Since the 2011 season, all 14 of the ACC's teams have appeared in bowl games.

## Bowl Appearances by Conference, 2005-14 (based on actual conference membership)

League...	'05	'06	'07	'08	'09	'10	'11	'12	'13	'14	Tot.	Pct.
SEC.....	6	9	9	8	10	10	9	9	9	12	92	.730
<b>ACC.....</b>	<b>8</b>	<b>8</b>	<b>8</b>	<b>10</b>	<b>7</b>	<b>9</b>	<b>8</b>	<b>6</b>	<b>11</b>	<b>11</b>	<b>86</b>	<b>.694</b>
Big Ten.....	7	7	8	7	7	8	10	7	7	10	78	.678
Big 12.....	8	8	8	7	8	8	8	9	6	7	77	.675
Pac-12.....	5	6	6	5	7	4	7	8	9	8	65	.613
AAC.....	4	5	5	6	6	6	5	5	5	5	52	.571
MWC.....	4	4	5	5	5	5	5	6	6	7	52	.536
C-USA.....	6	5	6	6	6	6	5	5	6	4	55	.451
MAC.....	2	4	3	5	5	4	5	7	5	5	45	.341

■ The ACC set an NCAA record for number of bowl teams in 2013 when 11 of the league's 14 teams (.785) earned bowl bids... It marked the third time the league has set a national bowl participation mark... The ACC was the first league to send 10 teams to bowl games in 2008 and earlier set a bowl participation record in 2002 with 7 of 9 teams earning bowl bids (.778).

■ Three ACC teams are ranked among the nation's top four in current bowl game streaks. Florida State leads the nation and will be making its 33rd consecutive bowl trip followed by Virginia Tech, which will be making its 22nd straight post-season appearance and Georgia Tech (tied for 3rd), which will be on its 18th straight bowl excursion.

■ Seven current ACC teams including Florida State (5th), Syracuse (6th), Boston College (12th), Georgia Tech (14th), NC State (16th), Louisville (20th) and Miami (23rd) rank among the top 25 winningest bowl teams in the nation among teams with a minimum of 15 bowl appearances.

## Top 20 Winningest Bowl Teams

School	Record	Pct.
1. Utah.....	13-4-0	.765
2. USC.....	33-16-0	.673
3. Oklahoma St.....	16-9-0	.640
4. Mississippi.....	23-13-0	.639
5. Florida State.....	27-15-2	.636
6. Syracuse.....	15-9-1	.620
7. Oklahoma.....	28-19-1	.594
8. Auburn.....	22-15-2	.590
Georgia.....	28-19-3	.590
Penn State.....	22-15-2	.590
11. Alabama.....	34-24-3	.582
12. Georgia Tech....	24-19-0	.558
13. NC State.....	15-12-1	.554
14. Boston College...	13-11-0	.542
15. Kentucky.....	8-7-0	.533
16. Mississippi State.....	9-8-0	.529
Purdue.....	9-8-0	.529
18. Texas.....	27-24-2	.528
19. Iowa.....	14-13-1	.518
20. LSU.....	23-22-1	.513
21. Louisville.....	9-9-1	.500
Baylor.....	10-10-0	.500
Miami.....	19-19-0	.500

Minimum of 15 of more appearances

# ACC BOWL RECORDS



## Boston College Eagles (13-11-0)

1-1-40	Cotton	Clemson	L	3-6
1-1-41	Sugar	Tennessee	W	19-13
1-1-43	Orange	Alabama	L	21-37
12-18-82	Tangerine	Auburn	L	26-33
12-29-83	Liberty	Notre Dame	L	18-19
1-1-85	Cotton	Houston	W	45-28
12-23-86	Hall of Fame	Georgia	W	27-24
1-1-93	Hall of Fame	Tennessee	L	23-38
1-1-94	Carquest	Virginia	W	31-13
12-25-94	Aloha	Kansas State	W	12-7
12-31-99	Insight.com	Colorado	L	28-62
12-25-00	Aloha	Arizona State	W	31-17
12-28-01	Music City	Georgia	W	20-16
12-26-02	Motor City	Toledo	W	51-25
12-31-03	San Francisco	Colorado State	W	35-21
12-30-04	Continental Tire	North Carolina	W	37-24
12-28-05	MPC Computers	Boise State	W	27-21
12-30-06	Meineke Car Care	Navy	W	25-24
12-28-07	Champs Sports	Michigan State	W	24-21
12-31-08	Music City	Vanderbilt	L	14-16
12-26-09	Emerald	Southern California	L	13-24
1-09-11	Kraft Fight Hunger	Nevada	L	13-20
12-31-13	Independence	Arizona	L	19-42
12-27-14	New Era Pinstripe	Penn State	L	30-31(ot)

## Clemson Tigers (19-18-0)

1-1-40	Cotton	Boston College	W	6-3
1-1-49	Gator	Missouri	W	24-23
1-1-51	Orange	Miami	W	15-14
1-1-52	Gator	Miami	L	0-14
1-1-57	Orange	Colorado	L	21-27
1-1-59	Sugar	Louisiana State	L	0-7
12-19-59	Bluebonnet	TCU	W	23-7
12-30-77	Gator	Pittsburgh	L	3-34
12-29-78	Gator	Ohio State	W	17-15
12-31-79	Peach	Baylor	L	18-24
1-1-82	Orange	Nebraska	W	22-15
12-21-85	Independence	Minnesota	L	13-20
12-27-86	Gator	Stanford	W	27-21
1-1-88	Citrus	Penn State	W	35-10
1-2-89	Citrus	Oklahoma	W	13-6
12-30-89	Gator	West Virginia	W	27-7
1-1-91	Hall of Fame	Illinois	W	30-0
1-1-92	Citrus	California	L	13-37
12-31-93	Peach	Kentucky	W	14-13
1-1-96	Gator	Syracuse	L	0-41
12-28-96	Peach	Louisiana State	L	7-10
1-2-98	Peach	Auburn	L	17-21
12-30-99	Peach	Mississippi State	L	7-17
1-1-01	Gator	Virginia Tech	L	20-41
12-31-01	Humanitarian	Louisiana Tech	W	49-24
12-23-02	Tangerine	Texas Tech	L	15-55
1-2-04	Peach	Tennessee	W	27-14
12-27-05	Champs Sports	Colorado	W	19-10
12-29-06	Music City	Kentucky	L	20-28
12-31-07	Chick-fil-A	Auburn	L	20-23, ot
1-1-09	Gator	Nebraska	L	21-26
12-27-09	Music City	Kentucky	W	21-13
12-31-10	Meineke Car Care	South Florida	L	31-26
1-4-12	Discover Orange	West Virginia	L	33-70
12-31-12	Chick-fil-A	LSU	W	25-24
1-3-14	Discover Orange	Ohio State	W	40-35
12-29-14	Russell Athletic	Oklahoma	W	40-6

## Duke Blue Devils (3-8-0)

1-2-39	Rose	Southern Cal	L	3-7
1-1-42	Rose	Oregon State	L	16-20
1-1-45	Sugar	Alabama	W	29-26
1-1-55	Orange	Nebraska	W	34-7
1-1-58	Orange	Oklahoma	L	21-48
1-2-61	Cotton	Arkansas	W	7-6
12-28-89	All-American	Texas Tech	L	21-49
12-28-94	Hall of Fame	Wisconsin	L	20-34
12-27-12	Belk	Cincinnati	L	34-48
12-31-13	Chick-fil-A	Texas A&M	L	48-52
12-27-14	Sun	#15 Arizona State	L	31-36

## Florida State Seminoles (27-14-2)

1-2-50	Cigar	Wofford	W	19-6
1-1-55	Sun	Texas Western	L	20-47
12-13-58	Bluegrass	Oklahoma State	L	6-15
1-2-65	Gator	Oklahoma	W	36-19
12-24-66	Sun	Wyoming	L	20-28
12-30-67	Gator	Penn State	Tie	17-17
12-30-68	Peach	Louisiana State	L	27-31
12-27-71	Fiesta	Arizona State	L	38-45
12-23-77	Tangerine	Texas Tech	W	40-17
1-1-80	Orange	Oklahoma	L	7-24
1-1-81	Orange	Oklahoma	L	17-18
12-30-82	Gator	West Virginia	W	31-12
12-28-83	Peach	North Carolina	W	28-3
12-21-84	Citrus	Georgia	Tie	17-17
12-30-85	Gator	Oklahoma State	W	34-23
12-31-86	All-American	Indiana	W	27-13
1-1-88	Fiesta	Nebraska	W	31-28
1-2-89	Sugar	Auburn	W	13-7
1-1-90	Fiesta	Nebraska	W	41-17
12-29-90	Blockbuster	Penn State	W	24-17
1-1-92	Cotton	Texas A&M	W	10-2
1-1-93	Orange	Nebraska	W	28-14
1-1-94	Orange	Nebraska	W	18-16
1-2-95	Sugar	Florida	W	23-17
1-1-96	Orange	Notre Dame	W	31-26

1-2-97	Sugar	Florida	L	20-52
1-1-98	Sugar	Ohio State	W	31-14
1-4-99	Fiesta (BCS)	Tennessee	L	16-23
1-4-00	Sugar (BCS)	Virginia Tech	W	46-29
1-3-01	Orange (BCS)	Oklahoma	L	2-13
1-1-02	Gator	Virginia Tech	W	30-17
1-1-03	Sugar (BCS)	Georgia	L	13-26
1-1-04	Orange (BCS)	Miami	L	14-16
1-1-05	Gator	West Virginia	W	30-18
1-3-06	Orange (BCS)	Penn State	L	30-23-26
12-27-06	Emerald	UCLA	W	44-27
12-31-07	Music City	Kentucky	L	28-35
12-27-08	Champs Sports	Wisconsin	W	42-13
1-1-10	Gator	West Virginia	W	33-21
12-31-10	Chick-fil-A	South Carolina	W	26-17
12-29-11	Champs Sports	Notre Dame	W	18-14
1-1-12	Discover Orange	Northern Illinois	W	31-10
1-6-14	BCS Nat. Champ (Rose)	Auburn	W	34-31
1-1-14	CFP Semifinals (Rose)	Oregon	L	20-59

## Georgia Tech Yellow Jackets (24-19-0)

1-1-29	Rose	California	W	8-7
1-1-40	Orange	Missouri	W	21-7
1-1-43	Cotton	Texas	L	7-14
1-1-44	Sugar	Tulsa	W	20-18
1-1-45	Orange	Tulsa	L	12-26
1-1-47	Oil	St. Mary's	W	41-19
1-1-48	Orange	Kansas	W	20-14
1-1-52	Orange	Baylor	W	17-14
1-1-53	Sugar	Mississippi	W	24-7
1-1-54	Sugar	West Virginia	W	42-19
1-1-55	Cotton	Arkansas	W	14-6
1-2-56	Sugar	Pittsburgh	W	7-0
12-29-56	Gator	Pittsburgh	W	21-14
1-2-60	Gator	Arkansas	L	7-14
12-30-61	Gator	Penn State	L	15-30
12-22-62	Bluebonnet	Missouri	L	10-14
12-31-65	Gator	Texas Tech	W	31-21
1-2-67	Orange	Florida	L	12-27
12-19-70	Sun	Texas Tech	W	17-9
12-30-71	Peach	Mississippi	L	18-41
12-18-72	Liberty	Iowa State	W	31-30
12-25-78	Peach	Purdue	L	21-41
12-31-85	All-American	Michigan State	W	17-14
1-1-91	Citrus	Nebraska	W	45-21
12-25-91	Aloha	Stanford	W	18-17
12-29-97	Carquest	West Virginia	W	35-30
1-1-99	Gator	Notre Dame	W	35-28
1-1-00	Gator	Miami	L	13-28
12-29-00	Peach	Louisiana State	L	14-28
12-27-01	Seattle	Stanford	W	24-14
12-31-02	Silicon Valley	Fresno State	L	21-30
1-3-04	Humanitarian	Tulsa	W	52-10
12-21-04	Champs Sports	Syracuse	W	51-14
12-29-05	Emerald	Utah	L	10-38
1-1-07	Gator	West Virginia	L	38-35
12-31-08	Roady's Humanitarian	Fresno State	L	28-40
12-31-08	Chick-fil-A	LSU	L	3-38
1-5-10	FedEx Orange	Iowa	L	24-14
12-27-10	Independence	Air Force	L	14-7
12-31-11	Sun	Utah	L	27-30, ot
12-31-12	Sun	Southern California	W	21-7
12-30-13	FAM Music City	Mississippi	L	17-25
12-31-14	Capital One Orange	Mississippi State	W	49-34

## Louisville Cardinals (9-9-1)

1-1-58	Sun Bowl	Drake	W	34-20
12-19-70	Pasadena	Long Beach State	T	24-24
12-17-77	Independence	Louisiana Tech	L	14-24
1-1-91	Fiesta	Alabama	W	34-7
12-28-93	Liberty	Michigan State	W	18-7
12-23-98	Motor City Bowl	Marshall	L	29-48
12-30-99	Humanitarian	Boise State	L	31-34
12-31-00	Liberty	Colorado State	L	17-22
12-31-01	Liberty	BYU	W	28-10
12-18-02	GMAC	Marshall	L	15-38
12-18-03	GMAC	Miami (Ohio)	L	28-49
12-31-04	Liberty	Boise State	W	44-40
1-2-06	Gator	Virginia Tech	L	24-35
1-2-07	FedEx Orange	Wake Forest	W	24-13
12-21-10	Beef O'Brady's	Southern Mississippi	W	31-28
12-27-11	Belk	NC State	L	24-31
1-2-13	Allstate Sugar	Florida	W	33-23
12-28-13	Russell Athletic	Miami	W	36-9
12-30-14	Belk	Georgia	L	14-37

## Miami Hurricanes (19-19-0)

1-1-33	Palm Festival	Manhattan	W	7-0
1-1-34	Palm Festival	Duquesne	L	7-33
1-1-35	Orange	Bucknell	L	0-26
1-1-46	Orange	Holy Cross	W	13-6
1-1-51	Orange	Clemson	L	14-15
1-2-52	Gator	Clemson	W	14-0
12-16-61	Liberty	Syracuse	L	14-15
12-15-62	Gotham	Nebraska	L	34-36
12-10-66	Liberty	Virginia Tech	W	14-7
12-23-67	Bluebonnet	Colorado	L	21-31
1-2-81	Peach	Virginia Tech	W	20-10
1-2-84	Orange	Nebraska	W	31-30
1-1-85	Fiesta	UCLA	L	37-39
1-1-86	Sugar	Tennessee	L	7-35
1-2-87	Fiesta	Penn State	L	10-14
1-1-88	Orange	Oklahoma	W	30-14
1-2-89	Orange	Nebraska	W	23-3
1-1-90	Sugar	Alabama	W	33-25



# ACC BOWL RECORDS

## Miami Hurricanes (Continued)

1-1-91	Cotton	Texas	W	46-3
1-1-92	Orange	Nebraska	W	22-0
1-1-93	Sugar	Alabama	L	13-34
1-1-94	Fiesta	Arizona	L	0-29
1-1-95	Orange	Nebraska	L	17-24
12-27-96	Carquest	Virginia	W	31-21
12-29-98	MicronPC	NC State	W	46-23
1-1-00	Gator	Georgia Tech	W	28-13
1-2-01	Sugar (BCS)	Florida	W	37-20
1-3-02	Rose (BCS)	Nebraska	W	37-14
1-3-03	Fiesta (BCS)	Ohio State	L	24-31
1-1-04	Orange (BCS)	Florida State	W	16-14
12-31-04	Peach	Florida	W	27-10
12-30-05	Peach	LSU	L	3-40
12-31-06	MPC Computers	Nevada	W	21-20
12-27-08	Emerald	California	L	17-24
12-29-09	Champs Sports	Wisconsin	L	14-20
12-31-10	Hyundai Sun	Notre Dame	L	17-33
12-28-13	Russell Athletic	Louisville	L	9-36
12-27-14	Independence	South Carolina	L	21-24

## North Carolina Tar Heels (14-17-0)

1-1-47	Sugar	Georgia	L	10-20
1-1-49	Sugar	Oklahoma	L	6-14
1-2-50	Cotton	Rice	L	13-27
12-28-63	Gator	Air Force	W	35-0
12-30-70	Peach	Arizona State	L	26-48
12-31-71	Gator	Georgia	L	3-7
12-30-72	Sun	Texas Tech	W	32-28
12-28-74	Sun	Mississippi State	L	24-26
12-31-76	Peach	Kentucky	L	0-21
12-19-77	Liberty	Nebraska	L	17-21
12-28-79	Gator	Michigan	W	17-15
12-31-80	Bluebonnet	Texas	W	16-7
12-28-81	Gator	Arkansas	W	31-27
12-25-82	Sun	Texas	W	26-10
12-30-83	Peach	Florida State	L	3-28
12-27-86	Aloha	Arizona	L	21-30
1-2-93	Peach	Mississippi State	W	21-17
12-31-93	Gator	Alabama	L	10-24
12-30-94	Sun	Texas	L	31-35
12-30-95	Carquest	Arkansas	W	20-10
1-1-96	Gator	West Virginia	W	20-13
1-1-98	Gator	Virginia Tech	W	42-3
12-19-98	Las Vegas	San Diego State	W	20-13
12-31-01	Peach	Auburn	W	16-10
12-30-04	Continental Tire	Boston College	L	24-37
12-27-08	Meineke Car Care	West Virginia	L	30-31
12-26-09	Meineke Car Care	Pittsburgh	L	19-17
12-30-10	FAM Music City	Tennessee	W	30-27, 2ot
12-26-11	Independence	Missouri	L	24-41
12-28-13	Belk	Cincinnati	W	39-17
12-26-14	Quick Lane	Rutgers	L	21-40

## North Carolina State Wolfpack (15-12-1)

1-1-47	Gator	Oklahoma	L	13-34
12-21-63	Liberty	Mississippi State	L	12-16
12-16-67	Liberty	Georgia	W	14-7
12-29-72	Peach	West Virginia	W	49-13
12-17-73	Liberty	Kansas	W	31-18
12-23-74	Bluebonnet	Houston	Tie	31-31
12-31-75	Peach	West Virginia	L	10-13
12-31-77	Peach	Iowa State	W	24-14
12-23-78	Tangerine	Pittsburgh	W	30-17
12-31-86	Peach	Virginia Tech	L	24-25
12-31-88	Peach	Iowa	W	28-23
12-31-89	Copper	Arizona	L	10-17
12-28-90	All-American	Southern Miss.	W	31-27
1-1-91	Peach	East Carolina	L	34-37
12-31-92	Gator	Florida	L	10-27
1-1-94	Hall of Fame	Michigan	L	7-42
1-1-95	Peach	Mississippi State	W	28-24
12-29-98	MicronPC.com	Miami	L	23-46
12-28-00	MicronPC.com	Minnesota	W	38-30
12-20-01	Tangerine	Pittsburgh	L	19-34
1-1-03	Gator	Notre Dame	W	28-6
12-22-03	Tangerine	Kansas	W	56-26
12-31-05	Meineke Car Care	South Florida	W	14-0
12-29-08	Papajohns.com	Rutgers	L	23-29
12-28-10	Champs Sports	West Virginia	W	23-7
12-27-11	Belk	Louisville	W	31-24
12-31-12	Music City	Vanderbilt	L	24-38
12-27-14	Bitcoin St. Pete	UCF	W	34-27

## Pitt Panthers (13-18-0)

1-2-28	Rose	Stanford	L	6-7
1-1-30	Rose	Southern California	L	14-47
1-2-33	Rose	Southern California	L	0-35
1-1-37	Rose	Washington	W	21-0
1-2-56	Sugar	Georgia Tech	L	0-7
12-29-56	Gator	Georgia Tech	L	14-21
12-21-73	Fiesta	Arizona State	W	7-28
12-26-75	Sun	Kansas	L	34-3
1-1-77	Sugar	Georgia	W	27-3
12-30-77	Gator	Clemson	W	34-3
12-23-78	Tangerine	NC State	L	17-30
12-25-79	Fiesta	Arizona	W	16-10
12-29-80	Gator	South Carolina	W	37-9
1-1-82	Sugar	Georgia	W	24-20
1-1-83	Cotton	SMU	L	3-7
1-2-84	Fiesta	Ohio State	L	23-28
12-31-87	Bluebonnet	Texas	L	27-32

12-30-89	John Hancock	Texas A&M	W	31-28
12-31-97	Liberty	Southern Miss.	L	7-41
12-28-00	Iowa State	Insight.com	L	29-37
12-20-01	Tangerine	NC State	W	34-19
12-26-02	Insight	Oregon State	W	38-13
12-27-03	Continental Tire	Virginia	L	16-23
1-1-05	Fiesta	Utah	L	7-35
12-31-08	Sun	Oregon State	L	0-3
12-26-09	Meineke Car Care	North Carolina	W	19-17
1-8-11	BBVA Compass	Kentucky	W	27-10
1-7-12	BBVA Compass	SMU	L	6-28
1-5-13	BBVA Compass	Mississippi	L	17-38
12-26-13	Little Caesar's	Bowling Green	W	30-27
1-2-14	L-M Armed Forces	Houston	L	34-35

## Syracuse Orange (15-9-1)

1-1-53	Orange	Alabama	L	6-61
1-1-57	Cotton	TCU	L	27-28
1-1-59	Orange	Oklahoma	L	6-21
1-1-60	Cotton	Texas	W	23-14
12-16-61	Liberty	Miami (Fla.)	W	15-14
1-1-65	Sugar	LSU	L	10-13
12-31-66	Gator	Tennessee	L	12-18
12-15-79	Independence	McNeese State	W	31-7
12-21-85	Cherry	Maryland	L	18-35
1-1-88	Sugar	Auburn	T	16-16
1-2-89	Hall of Fame	LSU	W	23-10
12-30-89	Peach	Georgia	W	19-18
12-25-90	Aloha	Arizona	W	28-0
1-1-92	Hall of Fame	Ohio State	W	24-17
1-1-93	Fiesta	Colorado	W	26-22
1-1-96	Gator	Clemson	W	41-0
12-27-96	Liberty	Houston	W	30-17
12-31-97	Fiesta	Kansas State	L	18-35
1-2-99	Orange	Florida	L	10-31
12-29-99	Music City	Kentucky	W	20-13
12-29-01	Insight.com	Kansas State	W	26-3
12-21-04	Champs Sports	Georgia Tech	L	14-51
12-30-10	New Era Pinstripe	Kansas State	W	36-34
12-29-12	New Era Pinstripe	West Virginia	W	38-14
12-27-13	Texas	Minnesota	W	21-17

## Virginia Cavaliers (7-11-0)

12-31-84	Peach	Purdue	W	27-24
12-22-87	All-American	Brigham Young	W	22-16
1-1-90	Citrus	Illinois	L	21-31
1-1-91	Sugar	Tennessee	L	22-23
12-29-91	Gator	Oklahoma	L	14-48
1-1-94	Carquest	Boston College	L	13-31
12-28-94	Independence	TCU	W	20-10
12-30-95	Peach	Georgia	W	34-27
12-27-96	Carquest	Miami	L	21-31
12-31-98	Peach	Georgia	L	33-35
12-30-99	MicronPC.com	Illinois	L	21-63
12-25-00	Aloha	Georgia	L	14-37
12-28-02	Continental Tire	West Virginia	W	48-22
12-27-03	Continental Tire	Pittsburgh	W	23-16
12-27-04	MPC Computers	Fresno State	L	34-37 (ot)
12-30-05	Music City	Minnesota	W	34-31
1-1-08	Gator	Texas Tech	L	28-31
12-31-11	Chick-fil-A	Auburn	L	24-43

## Virginia Tech Hokies (11-17-0)

1-1-47	Sun	Cincinnati	L	6-18
12-10-66	Liberty	Miami	L	7-14
12-14-68	Liberty	Mississippi	L	17-34
1-2-81	Peach	Miami	L	10-20
12-15-84	Independence	Air Force	L	7-23
12-31-86	Peach	NC State	W	25-24
12-31-93	Independence	Indiana	W	45-20
12-30-94	Gator	Tennessee	L	23-45
12-31-95	Sugar	Texas	W	28-10
12-31-96	Orange	Nebraska	L	21-41
1-1-98	Gator	North Carolina	L	3-42
12-29-98	Music City	Alabama	W	38-7
1-4-00	Sugar (BCS-NCG)	Florida State	L	29-46
1-1-01	Gator	Clemson	W	41-20
1-1-02	Gator	Florida State	L	17-30
12-31-02	San Francisco	Air Force	W	20-13
12-26-03	Insight	California	L	49-52
1-3-05	Sugar (BCS)	Auburn	L	13-16
1-2-05	Gator	Louisville	W	35-24
12-30-06	Chick-fil-A	Georgia	L	31-24
1-3-08	Orange (BCS)	Kansas	L	21-24
1-1-09	Orange (BCS)	Cincinnati	W	20-7
12-31-09	Chick-fil-A	Tennessee	W	37-14
1-3-11	Orange (BCS)	Stanford	L	40-12
1-3-12	Sugar (BCS)	Michigan	L	20-23 (ot)
12-28-12	Russell Athletic	Rutgers	W	13-10 (ot)
12-31-13	Hyundai Sun	UCFA	L	10-42
12-27-14	Military	Cincinnati	W	35-17

## Wake Forest Demon Deacons (6-4-0)

1-1-46	Gator	South Carolina	W	26-14
1-1-49	Dixie	Baylor	L	7-20
12-22-79	Tangerine	Louisiana State	L	10-34
12-31-92	Independence	Oregon	W	39-35
12-25-99	Aloha	Arizona State	W	23-3
12-30-02	Seattle	Oregon	W	38-17
1-2-07	Orange (BCS)	Louisville	L	24-13
12-29-07	Meineke Car Care	Connecticut	W	24-10
12-20-08	EagleBank	Navy	W	29-19
12-30-11	Music City	Mississippi State	L	17-23



# ACC BOWL RECORDS



## Bowl Records by School

School	App.	Won	Lost	Tie	Pct.	For	Opp.	Last Bowl Appearance	Result
Boston College	24	13	11	0	.542	592	582	2014 New Era Pinstripe	lost to Penn State, 31-30 (ot)
Clemson	37	19	18	0	.514	728	787	2014 Russell Athletic	beat Oklahoma, 40-6
Duke	11	3	8	0	.273	264	333	2014 Hyundai Sun	lost to Arizona State 36-31
Florida State	44	27	15	2	.636	1085	934	2014 CFP Semifinals (Rose)	lost to Oregon, 59-20
Georgia Tech	43	24	19	0	.558	952	913	2014 Capital One Orange	beat Mississippi State, 49-34
Louisville	19	9	9	1	.500			2014 Belk	lost to Georgia, 37-14
Miami	37	19	18	0	.514	744	722	2013 Russell Athletic	lost to Louisville, 36-9
North Carolina	31	14	17	0	.452	645	666	2014 Quick Lane	lost to Rutgers, 40-21
NC State	28	15	12	1	.554	699	652	2014 Bitcoin St. Petersburg	beat UCF, 34-27
Pittsburgh	31	13	18	0	.419	601	660	2014 L-M Armed Forces	lost to Houston, 35-34
Syracuse	25	15	9	1	.620	538	509	2013 Texas	defeated Minnesota, 21-17
Virginia	18	7	11	0	.389	453	556	2011 Chick-fil-A	lost to Auburn 43-24
Virginia Tech	28	11	17	0	.393	626	707	2014 Military	beat Cincinnati, 33-17
Wake Forest	10	6	4	0	.600	226	209	2011 FAM Music City	lost to Mississippi State, 23-17
South Carolina	1	0	1	0	.000	3	14	1969 Peach	lost to West Virginia 14-3
Maryland	24	11	12	2	.500	529	484	2010 Military	lost to Marshall, 31-20
<b>Current Members</b>	<b>376</b>	<b>191</b>	<b>180</b>	<b>5</b>	<b>.515</b>				

### \*Records by Bowls \* indicates current bowl

Bowl	Years	Record	BC	CU	DU	FSU	GT	UL	UM	UNC	NCS	UP	SY	UVa	VT	WF
All-American	1977-90	(6-2-0)	1-1	x	0-1	1-0	1-0	x	x	x	1-0	x	x	1-0	x	
All-American	1986-90	(3-1-0)	x	x	0-1	1-0	1-0	x	x	x	1-0	x	x	1-0	x	
Hall of Fame	1977-85	(3-1-0)	1-1	x	x	x	1-0	x	x	x	x	x	x	x	x	
Alpha	1982-00	(4-2-0)	2-0	x	x	x	1-0	x	0-1	x	x	x	x	x	1-0	
Bluebonnet	1959-87	(2-2-1)	x	1-0	x	x	0-1	x	0-1	1-0	0-0-1	x	x	x	x	
Bluegrass	1958	(0-1-0)	x	x	x	0-1	x	x	x	x	x	x	x	x	x	
Cherry	1984-85	(1-0-0)	x	x	x	x	x	x	x	x	x	x	x	x	x	
Capital One	1947-88	(5-6-1)	0-1	2-1	x	1-0-1	1-0	x	x	x	1-0	x	x	0-1	0-1	
Capital One	2003-88	(0-0-0)	x	x	x	x	x	x	x	x	x	x	x	x	x	
Citrus	1983-02	(3-3-1)	x	2-1	x	0-0-1	1-0	x	x	x	x	x	x	0-1	x	
Tangerine	1947-82	(2-3-0)	0-1	x	x	1-0	x	x	x	1-0	x	x	x	x	0-1	
Russell Athletic	1990-88	(16-7-0)	2-0	1-1	x	2-0	2-0	x	2-1	1-0	2-2	x	x	0-3	1-0	
Russell Athletic	2012-88	(2-1-0)	x	1-0	x	x	x	0-1	x	x	x	x	x	x	1-0	
Champs Sports	2004-11	(7-1-0)	1-0	1-0	x	2-0	1-0	x	0-1	x	1-0	x	x	x	1-0	
Tangerine	2001-03	(1-2-0)	x	0-1	x	x	x	x	x	1-1	x	x	x	x	x	
Micron PC	1998-00	(2-2-0)	x	x	x	x	x	1-0	x	1-1	x	x	x	0-1	x	
Carquest	1994-97	(4-2-0)	1-0	x	x	x	1-0	x	1-0	1-0	x	x	x	0-2	x	
Blockbuster	1990-93	(1-0-0)	x	x	x	1-0	x	x	x	x	x	x	x	x	x	
Chick-fil-A	2006-88	(3-5)	x	1-1	0-1	1-0	0-1	x	x	x	x	x	x	0-1	1-1	
Peach	1968-05	(15-18-0)	x	2-4	x	1-1	0-3	x	2-1	2-3	4-3	x	x	2-1	1-1	
Cotton	1937-88	(6-4-0)	1-1	1-0	1-0	1-0	1-1	x	1-0	0-1	x	x	x	x	x	
Dixie	1948-49	(0-1-0)	x	x	x	x	x	x	x	x	x	x	x	x	0-1	
Emerald	2002-09	(3-5-0)	1-1	x	x	1-0	0-1	x	0-1	x	x	x	x	x	1-0	
Kraft Fight Hunger	2010-88	(0-1-0)	0-1	x	x	x	x	x	x	x	x	x	x	x	x	
Emerald	2005-88	(1-4-0)	0-1	x	x	1-0	0-1	x	0-1	x	x	x	x	x	x	
San Francisco	2002-88	(2-0-0)	1-0	x	x	x	x	x	x	x	x	x	x	x	1-0	
Fiesta	1971-88	(2-6-0)	x	x	x	2-2	x	x	0-4	x	x	x	x	x	x	
Gator	1946-88	(27-18-2)	x	4-5	x	6-0-1	3-4	x	2-0	5-2	1-2	x	x	0-2	2-3	
Gotham	1961-62	(0-1-0)	x	x	x	x	x	0-1	x	x	x	x	x	x	x	
Independence	1976-88	(3-6-1)	0-1	0-1	x	x	0-1	x	0-1	0-1	x	x	x	1-1	1-0	
Insight	1989-88	(0-3-0)	0-1	x	x	x	x	x	x	0-1	x	x	x	x	0-1	
Insight	1997-88	(0-2-0)	0-1	x	x	x	x	x	x	x	x	x	x	x	0-1	
Copper	1989-96	(0-1-0)	x	x	x	x	x	x	x	0-1	x	x	x	x	x	
Las Vegas	1992-88	(1-0-0)	x	x	x	x	x	x	1-0	x	x	x	x	x	x	
Liberty	1959-88	(4-7-0)	0-1	x	x	x	1-0	x	1-1	0-1	2-1	x	x	x	0-2	
Belk	2002-88	(8-7-0)	2-0	x	0-1	x	x	0-1	x	1-3	2-0	x	x	2-0	x	
Belk	2011-88	(1-2-0)	x	x	0-1	x	x	x	x	1-0	x	x	x	x	x	
Meineke Car Care	2005-10	(3-4-0)	1-0	0-1	x	x	x	x	0-2	1-0	x	x	x	x	1-0	
Continental Tire	2002-04	(3-1-0)	1-0	x	x	x	x	x	0-1	x	x	x	x	2-0	x	
Motor City	1997-88	(3-1-0)	1-0	x	x	x	x	x	x	1-0	x	x	x	x	x	
Humanitarian	1997-88	(5-2-0)	1-0	1-0	x	x	1-1	x	1-0	x	x	x	x	0-1	x	
Roady's Humanitarian	2007-88	(1-1-0)	x	x	x	x	0-1	x	x	x	x	x	x	x	x	
MPC Computers	2004-88	(2-1-0)	1-0	x	x	x	x	x	1-0	x	x	x	x	0-1	x	
Humanitarian	1997-03	(2-0-0)	x	1-0	x	x	1-0	x	x	x	x	x	x	x	x	
Music City	1998-88	(5-6-0)	1-1	1-1	x	0-1	0-1	x	x	1-0	0-1	x	x	1-0	0-1	
New Era Pinstripe	2014-88	(0-1-0)	0-1	x	x	x	x	x	x	x	x	x	x	x	x	
Oil	1946-47	(1-0-0)	x	x	x	x	1-0	x	x	x	x	x	x	x	x	
Capital One Orange	1935-88	(19-22-0)	0-1	3-2	1-1	4-5	4-3	x	6-3	x	x	x	x	1-3	0-1	
Outback	1986-88	(1-2-0)	x	1-0	0-1	x	x	x	x	0-1	x	x	x	x	x	
Outback	1996-88	(0-0-0)	x	x	x	x	x	x	x	x	x	x	x	x	x	
Hall of Fame	1986-95	(1-2-0)	x	1-0	0-1	x	x	x	x	0-1	x	x	x	x	x	
Palm Festival	1932-33	(1-1-0)	x	x	x	x	x	1-1	x	x	x	x	x	x	x	
Papajohns.com	2008-88	(0-1-0)	x	x	x	x	x	x	0-1	x	x	x	x	x	x	
Quick Lane	2014-88	(0-1-0)	x	x	x	x	x	x	0-1	x	x	x	x	x	x	
Rose	1902-88	(3-3-0)	x	x	0-2	1-1	1-0	x	1-0	x	x	x	x	x	x	
BCS National Champ	2013	(1-0-0)	x	x	x	1-0	x	x	x	x	x	x	x	x	x	
College FB playoff	2014	(0-1-0)	x	x	x	0-1	x	x	x	x	x	x	x	x	x	
Seattle	1998-02	(2-1-0)	x	x	x	x	1-0	x	x	x	x	x	x	0-1	1-0	
Seattle	2001-02	(2-0-0)	x	x	x	x	1-0	x	x	x	x	x	x	x	1-0	
Oahu	1998-00	(0-1-0)	x	x	x	x	x	x	x	x	x	x	x	0-1	x	
Silicon Valley	2000-88	(0-1-0)	x	x	x	x	0-1	x	x	x	x	x	x	x	x	
Sugar	1935-88	(14-11-0)	1-0	0-1	1-0	4-2	4-0	x	2-2	0-2	x	x	x	0-1	1-3	
Sun	1936-1994	(5-6-0)	x	x	x	0-2	1-0	x	x	2-2	x	x	x	x	0-1	
Sun	1936-88, 1994-88	(5-10-0)	x	x	0-1	0-2	2-1	x	0-1	2-2	x	x	x	x	0-2	
John Hancock	1989-93	(0-0-0)	x	x	x	x	x	x	x	x	x	x	x	x	x	
St. Petersburg	2014	(1-0-0)	x	x	x	x	x	x	x	1-0	x	x	x	x	x	
Texas	2013	(1-0-0)	x	x	x	x	x	x	x	x	x	x	1-0	x	x	



# ACC BOWL RECORDS

1953	Orange	L	Oklahoma 7, Maryland 0	0-1	Seattle	W	Georgia Tech 24, Stanford 14	54-56-2	
1954	Orange	W	Duke 34, Nebraska 7	1-1	Humanitarian	W	Clemson 49, Louisiana Tech 24	55-56-2	
1955	Orange	L	Oklahoma 20, Maryland 6	1-2	Peach	W	North Carolina 16, Auburn 10	56-56-2	
1956	Orange	L	Colorado 27, Clemson 21	1-3	Gator	W	Florida State 30, Virginia Tech 17	57-56-2	
1957	Orange	L	Oklahoma 48, Duke 21	1-4	Orange	L	Florida 56, Maryland 23	57-57-2	
1958	Sugar	L	Louisiana State 7, Clemson 0	1-5	2002	Tangerine	L	Texas Tech 55, Clemson 15	57-58-2
1959	Bluebonnet	W	Clemson 23, TCU 7	2-5	Continental Tire	W	Virginia 48, West Virginia 22	58-58-2	
1960	Cotton	W	Duke 7, Arkansas 6	3-5	Seattle	W	Wake Forest 38, Oregon 17	59-58-2	
1963	Gator	W	North Carolina 35, Air Force 0	4-5	Silicon Valley	L	Fresno State 30, Georgia Tech 21	59-59-2	
1967	Liberty	W	Mississippi St. 16, NC State 12	4-6	Peach	W	Maryland 30, Tennessee 3	60-59-2	
1969	Peach	L	NC State 14, Georgia 7	5-6	Gator	W	NC State 28, Notre Dame 6	61-59-2	
1970	Peach	L	West Virginia 14, South Carolina 3	5-7	Sugar	L	Georgia 26, Florida State 13	61-60-2	
1971	Gator	L	Arizona State 48, North Carolina 26	5-8	2003	Tangerine	W	NC State 56, Kansas 26	62-60-2
1972	Peach	L	Georgia 7, North Carolina 3	5-9	Continental Tire	W	Virginia 23, Pittsburgh 16	63-60-2	
1972	Peach	W	NC State 49, West Virginia 13	6-9	Gator	W	Maryland 41, West Virginia 7	64-60-2	
1973	Sun	W	North Carolina 32, Texas Tech 28	7-9	Orange	L	Miami 16, Florida State 14	64-61-2	
1973	Liberty	W	NC State 31, Kansas 18	8-9	Peach	W	Clemson 27, Tennessee 4	65-61-2	
1974	Peach	L	Georgia 17, Maryland 16	8-10	Humanitarian	W	Georgia Tech 52, Tulsa 10	66-61-2	
1974	Liberty	L	Tennessee 7, Maryland 3	8-11	2004	Champs Sports	W	Georgia Tech 51, Syracuse 14	67-61-2
1974	Bluebonnet	Tie	NC State 31, Houston 31	8-11-1	MPC Computers	L	Fresno State 37, Virginia 34 (ot)	67-62-2	
1975	Sun	L	Miss. State 26, North Carolina 24	8-12-1	Continental Tire	L	Boston College 37, North Carolina 24	67-63-2	
1975	Gator	W	Maryland 13, Florida 0	9-12-1	Peach	W	Miami 27, Florida 10	68-63-2	
1976	Peach	L	West Virginia 13, NC State 10	9-13-1	Gator	W	Florida State 30, West Virginia 18	69-63-2	
1976	Peach	L	Kentucky 21, North Carolina 0	9-14-1	Sugar	L	Auburn 16, Virginia Tech 13	69-64-2	
1977	Cotton	L	Houston 30, Maryland 21	9-15-1	2005	Champs Sports	W	Clemson 19, Colorado 10	70-64-2
1977	Liberty	L	Nebraska 21, North Carolina 17	9-16-1	MPC Computers	W	Boston College 27, Boise State 21	71-64-2	
1977	Hall of Fame	W	Maryland 17, Minnesota 7	10-16-1	Emerald	L	Utah 38, Georgia Tech 10	71-65-2	
1977	Gator	L	Pittsburgh 34, Clemson 3	10-17-1	Music City	W	Virginia 34, Minnesota 31	72-65-2	
1978	Peach	W	NC State 24, Iowa State 14	11-17-1	Peach	L	LSU 40, Miami 3	72-66-2	
1978	Tangerine	W	NC State 30, Pittsburgh 17	12-17-1	Meineke Car Care	W	NC State 14, South Florida 0	73-66-2	
1978	Sun	L	Texas 42, Maryland 0	12-18-1	Gator	W	Virginia Tech 35, Louisville 24	74-66-2	
1979	Gator	W	Clemson 17, Ohio State 15	13-18-1	2006	Orange	L	Penn State 26, Florida State 23 (3ot)	74-67-2
1979	Tangerine	L	Louisiana State 34, Wake Forest 10	13-19-1	Emerald	W	Florida State 44, UCLA 27	75-67-2	
1979	Gator	W	North Carolina 17, Michigan 15	14-19-1	Music City	L	Kentucky 28, Clemson 20	75-68-2	
1980	Peach	L	Baylor 24, Clemson 18	14-20-1	Champs Sports	W	Maryland 24, Purdue 7	76-68-2	
1980	Tangerine	L	Florida 35, Maryland 20	14-21-1	Meineke Car Care	W	Boston College 25, Navy 24	77-68-2	
1981	Bluebonnet	W	North Carolina 16, Texas 7	15-21-1	Chick-fil-A	L	Georgia 31, Virginia Tech 24	77-69-2	
1981	Gator	W	North Carolina 31, Arkansas 28	16-21-1	MPC Computers	W	Miami 21, Nevada 20	78-69-2	
1982	Orange	W	Clemson 22, Nebraska 15	17-21-1	Toyota Gator	L	West Virginia 38, Georgia Tech 35	78-70-2	
1982	Sun	W	North Carolina 26, Texas 10	18-21-1	FedEx Orange	L	Louisville 24, Wake Forest 13	78-71-2	
1983	Aloha	L	Washington 21, Maryland 20	18-22-1	2007	Champs Sports	W	Boston College 24, Michigan 21	79-71-2
1983	Citrus	L	Tennessee 30, Maryland 23	18-23-1	Emerald	L	Oregon State 21, Maryland 14	79-72-2	
1983	Peach	L	Florida State 28, North Carolina 3	18-24-1	Music City	L	Kentucky 35, Florida State 28	79-73-2	
1984	Sun	W	Maryland 28, Tennessee 27	19-24-1	Meineke Car Care	W	Wake Forest 24, Connecticut 10	80-73-2	
1984	Peach	W	Virginia 27, Purdue 24	20-24-1	Roady's Hum	L	Fresno State 40, Georgia Tech 28	80-74-2	
1985	Independence	L	Minnesota 20, Clemson 13	20-25-1	Chick-fil-A	L	Auburn 23, Clemson 20	80-75-2	
1985	Cherry	W	Maryland 35, Syracuse 18	21-25-1	KM Gator	L	Texas Tech 31, Virginia 28	80-76-2	
1986	All-American	W	Georgia Tech 17, Michigan State 13	22-25-1	2008	FedEx Orange	L	Kansas 24, Virginia Tech 21	80-77-2
1986	Gator	W	Clemson 27, Stanford 21	23-25-1	EagleBank	W	Wake Forest 29, Navy 19	81-77-2	
1987	Aloha	L	Arizona 30, North Carolina 21	23-26-1	Meineke Car Care	L	West Virginia 31, North Carolina 30	81-78-2	
1987	Peach	L	Virginia Tech 25, N.C. State 24	23-27-1	Champs Sports	W	Florida State 42, Wisconsin 13	82-78-2	
1987	All-American	W	Virginia 22, Brigham Young 16	24-27-1	Emerald	L	California 24, Miami 17	82-79-2	
1988	Citrus	W	Clemson 35, Penn State 10	25-27-1	Papajohns.com	L	Rutgers, 29, NC State 23	82-80-2	
1988	Peach	W	NC State 28, Iowa 23	26-27-1	Humanitarian	W	Maryland 42, Nevada 35	83-80-2	
1988	Citrus	W	Clemson 13, Oklahoma 6	27-27-1	Music City	L	Vanderbilt 16, Boston College 14	83-81-2	
1989	All-American	L	Texas Tech 49, Duke 21	27-28-1	Chick-fil-A	L	LSU 38, Georgia Tech 3	83-82-2	
1989	Gator	W	Clemson 27, West Virginia 7	28-28-1	KM Gator	L	Nebraska 26, Clemson 21	83-83-2	
1989	Copper	L	Arizona 17, NC State 10	28-29-1	2009	FedEx Orange	W	Virginia Tech 20, Cincinnati 7	84-83-2
1990	Citrus	L	Illinois 31, Virginia 21	28-30-1	Meineke Car Care	L	Pittsburgh 19, North Carolina 17	84-84-2	
1990	Independence	Tie	Maryland 34, Louisiana Tech 34	28-30-2	Emerald	L	Southern Cal 24, Boston College 13	84-85-2	
1990	All-American	W	NC State 31, Southern Miss. 27	29-30-2	Music City	W	Clemson 21, Kentucky 13	85-85-2	
1990	Hall of Fame	W	Clemson 30, Illinois 0	30-30-2	Champs Sports	L	Wisconsin 20, Miami 14	85-86-2	
1991	Citrus	W	Georgia Tech 45, Nebraska 21	31-30-2	Chick-fil-A	W	Virginia Tech 37, Tennessee 14	86-86-2	
1991	Sugar	L	Tennessee 23, Virginia 22	31-31-2	Gator Bowl	W	Florida State 33, West Virginia 21	87-86-2	
1991	Aloha	W	Georgia Tech 18, Stanford 17	32-31-2	2010	FedEx Orange	L	Iowa 24, Georgia Tech 14	87-87-2
1991	Gator	L	Oklahoma 48, Virginia 14	32-32-2	Independence	L	Air Force 14, Georgia Tech 7	87-88-2	
1991	Peach	L	East Carolina 37, NC State 34	32-33-2	Champs Sports	W	NC State 23, West Virginia 7	88-88-2	
1991	Citrus	L	California 37, Clemson 13	32-34-2	Military	W	Maryland 51, East Carolina 20	89-88-2	
1992	Cotton	W	Florida State 10, Texas A&M 2	33-34-2	Music City Bowl	W	North Carolina 30, Tennessee 27 (2ot)	90-88-2	
1992	Independence	W	Wake Forest 39, Oregon 35	34-34-2	Meineke Car Care	L	South Florida 31, Clemson 26	90-89-2	
1992	Gator	L	Florida 27, NC State 10	34-35-2	Sun Bowl	L	Notre Dame 33, Miami 17	90-90-2	
1992	Orange	W	Florida State 28, Nebraska 14	35-35-2	Chick-fil-A	W	Florida State 26, South Carolina 17	91-90-2	
1993	Peach	W	North Carolina 21, Mississippi St. 17	36-35-2	Discover Orange	L	Stanford 40, Virginia Tech 12	91-91-2	
1993	Peach	W	Clemson 14, Kentucky 13	37-35-2	Kraft Fight Hunger	L	Nevada 20, Boston College 13	91-92-2	
1993	Gator	L	Alabama 24, North Carolina 10	37-36-2	2011	Independence	W	Missouri 41, North Carolina 24	91-93-2
1993	Hall of Fame	L	Michigan 42, NC State 7	37-37-2	Champs Sports	W	Florida State 18, Notre Dame 14	92-93-2	
1993	Carquest	L	Boston College 31, Virginia 13	37-38-2	Belk	W	NC State 31, Louisville 24	93-93-2	
1994	Orange	W	Florida State 18, Nebraska 16	38-38-2	FAM Music City	L	Mississippi State 23, Wake Forest 17	93-94-2	
1994	Independence	W	Virginia 20, Texas Christian 10	39-38-2	Hyundai Sun	L	Utah 30, Georgia Tech 27 (ot)	93-95-2	
1994	Sun	L	Texas 35, North Carolina 31	39-39-2	Chick-fil-A	L	Auburn 43, Virginia 24	93-96-2	
1994	Peach	W	NC State 28, Mississippi State 24	40-39-2	2012	Allstate Sugar	L	Michigan 23, Virginia Tech 20 (ot)	93-97-2
1994	Hall of Fame	L	Wisconsin 34, Duke 20	40-40-2	Discover Orange	L	West Virginia 70, Clemson 33	93-98-2	
1995	Sugar	W	Florida State 23, Florida 17	41-40-2	Belk	L	Cincinnati 38, Duke 24	93-99-2	
1995	Carquest	W	North Carolina 20, Arkansas 10	42-40-2	Russell Athletic	W	Virginia Tech 13, Rutgers 10 (ot)	94-99-2	
1995	Peach	W	Virginia 34, Georgia 27	43-40-2	FAM Music City	L	Vanderbilt 38, NC State 24	94-100-2	
1995	Gator	L	Syracuse 41, Clemson 0	43-41-2	Hyundai Sun	W	Georgia Tech 21, Southern California 7	95-100-2	
1996	Orange	W	Florida State 31, Notre Dame 26	44-41-2	Chick-fil-A	W	Clemson 25, LSU 24	96-100-2	
1996	Carquest	L	Miami 31, Virginia 21	44-42-2	2013	Florida State	W	Florida State 31, Northern Illinois 10	97-100-2
1996	Peach	L	LSU 10, Clemson 7	44-43-2	Little Ceasars	W	Pitt 30, Bowling Green 27	98-100-2	
1996	Gator	W	North Carolina 20, West Virginia 13	45-43-2	Military Bowl	L	Marshall 31, Maryland 20	98-101-2	
1997	Sugar	L	Florida 52, Florida State 20	45-44-2	Texas Bowl	W	Syracuse 21, Minnesota 17	99-101-2	
1997	Carquest	W	Georgia Tech 35, West Virginia 30	46-44-2	Belk	W	North Carolina 39, Cincinnati 17	100-101-2	
1997	Gator	W	North Carolina 42, Virginia Tech 3	47-44-2	Russell Athletic	L	Louisville 36, Miami 9	100-102-2	
1997	Sugar	W	Florida State 31, Ohio State 14	48-44-2	FAM Music City	L	Mississippi 25, Georgia Tech 17	100-103-2	
1998	Peach	L	Auburn 21, Clemson 17	48-45-2	Independence	L	Arizona 42, Boston College 19	100-104-2	
1998	Las Vegas	W	North Carolina 20, San Diego St. 13	49-45-2	Hyundai Sun	L	UCLA 42, Virginia Tech 10	100-105-2	
1998	Micron PC	L	Miami 46, NC State 23	49-46-2	Chick-fil-A	L	Texas A&M 52, Duke 48	100-106-2	
1998	Peach	L	Georgia 35, Virginia 33	49-47-2	Discover Orange	W	Clemson 40, Ohio State 35	101-106-2	
1998	Gator	W	Georgia Tech 35, Notre Dame 28	50-47-2	BCS National Champ.	W	Florida State 34, Auburn 31	102-106-2	
1999	Fiesta	L	Tennessee 23, Florida State 16	50-48-2	2014	Quick Lane	L	Rutgers 40, North Carolina 21	102-107-2
1999	Aloha	W	Wake Forest 23, Arizona State 3	51-48-2	St Petersburg Bitcoin	W	NC State 34, UCF 27	103-107-2	
1999	Micron PC	L	Illinois 63, Virginia 21	51-49-2	Military	W	Virginia Tech 33, Cincinnati 17	104-107-2	
1999	Peach	L	Mississippi State 17, Clemson 7	51-50-2	New Era Pinstripe	L	Penn State 31, Boston College 30 (ot)	104-108-2	
1999	Gator	L	Miami 28, Georgia Tech 13	51-51-2	Hyundai Sun	L	Arizona State 36, Duke 31	104-109-2	
1999	Sugar	W	Florida State 46, Virginia Tech 29	52-51-2	Independence	L	South Carolina 24, Miami 21	104-110-2	
2000	Aloha	L	Georgia 37, Virginia 14	52-52-2	Russell Athletic	W	Clemson 40, Oklahoma 6	105-110-2	
2000	Micronpc.com	W	NC State 38, Minnesota 30	53-52-2	Belk	L	Georgia 37, Louisville 14	105-111-2	
2000	Peach	L	LSU 28, Georgia Tech 14	53-53-2	Capital One Orane	W	Georgia Tech 49, Mississippi State 34	106-110-2	
2000	Gator	L	Virginia Tech 41, Clemson 20	53-54-2	CFP Semifinals (Rose)	L	Oregon 59, Florida State 20	106-111-2	
2000	Orange	L	Oklahoma 13, Florida State 2	53-55-2	L-M Armed Forces	L	Houston 35, Pitt 34	106-112-2	
2001	Tangerine	L	Pittsburgh 34, NC State 19	53-56-2					

# 2014 SEASON IN REVIEW

## Florida State Captures Third Straight ACC Title ACC Teams Defeat Five Top 10 Non-Conference Foes; Send 11 to Bowls

Florida State won its third straight ACC football championship, earned a berth in the first College Football Playoff semifinals and won 29 straight games, but the Seminoles' ACC record streak--the 12th-longest in college football history--was snapped by Oregon in the Rose Bowl...Still, FSU finished 5th nationally in AP and 6th in the Coaches' Amway poll...The Seminoles were joined in the Top 10 by Coastal Division champion Georgia Tech (8th in AP, 7th in coaches)...Clemson (15th in both polls) and Louisville (24th in each poll) joined them in the final Top 25 national rankings...The ACC recorded a nation's best and league-record five wins against Top 10 non-conference foes and also swept its four-game end of season series of rivalry games with the Southeastern Conference as FSU, Georgia Tech, Clemson and Louisville claimed wins over their in-state rivals...Six ACC players earned consensus All-America honors, tying a league high set in 2013...Louisville's Gerod Holliman, the Jim Thorpe Award-winner as the nation's top defensive back, tied the NCAA's single-season record with 14 interceptions...Florida State's Nick O'Leary was named winner of the John Mackey Award as the nation's top tight end...Duke LB David Helton was honored with the National Football Foundation's Campbell Trophy as the nation's top football-scholar-athlete...Helton also won the ACC's Jim Tatum Award as its top scholar-athlete...FSU C-T Cameron Erving won his second straight ACC Jacobs Blocking Trophy, while Miami RB Duke Johnson was awarded the ACC's Brian Piccolo Award for courage.

### Final 2014 ACC Football Standings

ACC Games	Overall					Overall					Streak					
	L..	For	Opp	Hm	Rd ...	W	L....	For	Opp	Hm		Rd	Nu	Div.....		
<b>Atlantic Division W</b>																
#Florida State.....	8	0..	286	175	4-0	4-0	13	1....	472	358	7-0	5-0	2-1	6-0	.....	Lost 1
Clemson .....	6	2..	204	142	4-0	3-1	10	3....	401	217	7-0	2-3	1-0	5-1	.....	Won 3
Louisville.....	5	3..	216	154	3-1	2-2	9	4....	405	283	5-1	4-2	0-1	4-2	.....	Lost 1
Boston College .....	4	4..	183	174	1-3	3-1	7	6....	341	274	3-4	4-1	0-1	3-3	.....	Lost 1
NC State .....	3	5..	197	250	1-3	2-2	8	5....	392	351	4-3	3-2	1-0	2-4	.....	Won 3
Syracuse.....	1	7..	103	198	0-4	1-3	3	9....	205	292	1-5	2-3	0-1	1-5	.....	Lost 5
Wake Forest .....	1	7....	97	236	1-3	0-4	3	9....	178	317	3-3	0-6	0-0	0-6	.....	Lost 1
<b>Coastal Division W</b>																
*Georgia Tech.....	6	2..	298	187	3-1	3-1	11	3....	530	360	5-1	5-1	1-1	4-2	.....	Won 1
Duke .....	5	3..	216	201	2-2	3-1	9	4....	421	283	5-2	4-1	0-1	3-3	.....	Lost 1
North Carolina .....	4	4..	240	291	2-2	2-2	6	7....	432	507	4-2	2-4	0-1	4-2	.....	Lost 2
Pitt.....	4	4..	246	237	2-2	2-2	6	7....	414	352	3-4	3-2	0-1	2-4	.....	Lost 1
Virginia Tech .....	3	5..	155	170	1-3	2-2	7	6....	315	262	3-4	3-2	1-0	3-3	.....	Won 2
Miami .....	3	5..	191	190	2-2	1-3	6	7....	380	316	5-2	1-4	0-1	3-3	.....	Lost 4
Virginia.....	3	5..	167	194	3-1	0-4	5	7....	310	289	5-2	0-5	0-0	2-4	.....	Lost 1

# ACC Champions; \*Coastal Division Champions

### 2014 ACC Bowl Game Results

(CFP/AP/Coaches' Ranking; All Times Eastern)

Bowl.....	Date .....	Teams .....	Notes
Quick Lane .....	Dec. 26.....	North Carolina (6-7) 21 vs. Rutgers (8-5) 40 .....	Scarlet Knights rush for 342 yards in win over UNC
Bitcoin St. Petersburg .....	Dec. 26.....	NC State (8-5) 34 vs. UCF (9-4) 27 .....	Brissett throws for 262, leads State to third straight win
Military .....	Dec. 27.....	Virginia Tech (7-6) 33 vs. Cincinnati (9-4) 17.....	Hokies dominate behind Coleman's 157 rushing yards
Hyundai Sun .....	Dec. 27.....	Duke (9-4) 31 vs. (15,15,16) Arizona St. (10-3) 36.....	Devils' comeback thwarted at game's end
Independence .....	Dec. 27.....	Miami (6-7) 21 vs. South Carolina (7-6) 24.....	Miami falls in 4th quarter despite 132 yds from the Duke
New Era Pinstripe.....	Dec. 27.....	Boston College (7-6) 30 vs. Penn State (7-6) 31 ot ..	Eagles drop heartbreaker on missed PAT in OT
Russell Athletic .....	Dec. 29.....	(17,18,18) Clemson (10-3) 40 vs. Oklahoma (8-5) 6.....	Tigers "D"; Stout dominate Sooners
Belk.....	Dec. 30.....	(21,20,20) Louisville (9-4) 14 vs. (13,13,13) Georgia (10-3) 37 ..	Cardinals fall victim to turnovers, Dawgs
Capital One Orange ..	Dec. 31.....	(12,10,9) Georgia Tech (11-3) 49 vs. (7,8,8) Miss. State (10-3) 34 .....	Thomas, Jackets run by Bulldogs
CFP Semifinals .....	Jan. 1.....	(3,2,2) Florida State (13-1) 20 vs. (2,3,3) Oregon (13-1) 59 .....	Noles' 29-game win streak finally stopped
L-M Armed Forces .....	Jan. 2.....	Pitt (6-7) 34 vs. Houston 35 (8-5) .....	Panthers fall victim to Cougars' 3 TD comeback in final 3:41

### Noting 2014 Atlantic Coast Conference Football

Four ACC teams ranked in the final Top 25 of both the Associated Press and Amway Coaches polls with two teams ranked in the Top 10 of each. **Florida State** was ranked fifth in AP and sixth in the Coaches poll, while **Georgia Tech** was ranked eighth in AP and seventh in the Coaches poll. They were joined by **Clemson** (15th in each) and **Louisville** (24th in each).

**With 11 ACC teams** in bowl games in 2014, the ACC becomes the first conference in history to send 11 teams to bowl games in back-to-back seasons.

**The ACC tied for the most bowl teams** over a two-year span with 22 teams enjoying bowl trips in 2013 and 2014.

**Four ACC teams** were ranked in the final College Football Playoff rankings in No. 3 Florida State, followed by Georgia Tech (12), Clemson (17) and Louisville (21)

**ACC teams** defeated five Top 10 non-conference opponents in 2014, which is the most in league history. Virginia Tech defeated then 8th-ranked Ohio State; Boston College defeated then 9th-ranked Southern California; Florida State defeated 4th-ranked Notre Dame; and Georgia Tech defeated 9th-ranked Georgia and 7th-ranked Mississippi State. Two of those impressive wins oc-

curred on the road--Virginia Tech over Ohio State on Sept. 6 and Georgia Tech over Georgia on Nov. 29, with Tech's win over Mississippi State occurring in the Capital One Orange Bowl.

Six **ACC players** were named consensus first-team All-Americans this year which ties the league's all-time high set in 2013. Clemson's **Vic Beasley** was the only repeating consensus All-American nationally from last year. He was joined by **G Laken Tomlinson** of Duke, **S Gerod Holliman** of Louisville and **PK Roberto Aguayo**, **G Tre'Jackson** and **TE Nick O'Leary** of Florida State.

**Florida State's ACC-record** 29-game winning streak came to an end against Oregon in the Rose Bowl CFP semifinal game. The skein ties for the 12th-longest winning streak of all time.

**The ACC swept** its four rivalry games with the Southeastern Conference this year with Clemson defeating South Carolina, Florida State downing Florida, Georgia Tech defeating 9th-ranked Georgia and Louisville defeating Kentucky. That's the first sweep for the ACC since 2000, when the Ti-

### 2014 ACC Players of the Week

Offensive Back	
S 2 .....	James Conner, RB, So., Pitt
S 8 .....	James Conner (2), RB, So., Pitt
S 15 .....	Tyler Murphy, QB, Gr., Boston College
S 22 .....	Justin Thomas, QB, So., Georgia Tech
S 29 .....	Jacoby Brissett, QB, Jr.-R, NC State and Deshaun Watson, QB, Fr., Clemson
O 6 .....	Deshaun Watson (2), QB, Fr., Clemson
O 13 .....	Marquise Williams, QB, Jr., North Carolina
O 20 .....	Marquise Williams (2), QB, Jr., North Carolina
O 27 .....	Duke Johnson, RB, Jr., Miami
N 3 .....	Jameis Winston, QB, So.-R, Florida State and James Conner (3), RB, So., Pitt
N 10 .....	Synjyn Days, Sr.-R, Georgia Tech
N 17 .....	Marquise Williams (3), QB, Jr., North Carolina
N 24 .....	Marquise Williams (4), QB, Jr., North Carolina
D 1 .....	Jacoby Brissett (2), QB, Jr.-R, NC State
Offensive Line	
S 2 .....	Matt Rotherham, G, Sr., Pitt
S 8 .....	T.J. Clemmings, T, Sr., Pitt
S 15 .....	Andy Gallick, C, Sr., Boston College
S 22 .....	Talib Colfield, T, Sr.-R, Duke
S 29 .....	Tre Jackson, G, Sr., Florida State
O 6 .....	Shaq Mason, G, Sr., Georgia Tech and Ross Burbank, C, Jr.-R, Virginia
O 13 .....	Tre Jackson (2), G, Sr., Florida State
O 20 .....	Matt Skura, C, Jr.-R, Duke; Tre Jackson (3), G, Sr., FSU; T.J. Clemmings (2), T, Sr., Pitt
O 27 .....	Shaun Wilson, WR, Sr., Virginia
N 3 .....	T.J. Clemmings (3), T, Sr., Pitt and Cameron Erving, T, Sr.-R, Florida State
N 10 .....	Shaq Mason (2), G, Sr., Georgia Tech
N 17 .....	Cameron Erving (2), C, Sr.-R, Florida State
N 24 .....	Landon Turner, G, Jr., North Carolina
D 1 .....	Shaq Mason (3), G, Sr., Georgia Tech and Kalon Davis, T, Jr.-R, Clemson
Receiver	
S 2 .....	Rashad Greene, WR, Sr., Florida State
S 8 .....	Artavis Scott, WR, Fr., Clemson
S 15 .....	Phillip Dorsett, WR, Sr., Miami
S 22 .....	Rashad Greene (2), WR, Sr., Florida State
S 29 .....	Shaun Wilson, WR, Sr., Virginia
O 6 .....	Mike Williams, WR, Sr., Clemson
O 13 .....	Phillip Dorsett (2), WR, Sr., Miami
O 20 .....	Ryan Switzer, WR, So., North Carolina
O 27 .....	Mack Hollins, WR, So., North Carolina
N 3 .....	Jamison Crowder, WR, Sr., Duke
N 10 .....	Rashad Greene (4), WR, Sr., Florida State
N 17 .....	DeAndre Smelter, WR, Sr.-R, Georgia Tech
N 24 .....	Tyler Boyd, WR, So., Pitt
D 1 .....	DeVante Parker, WR, Sr., Louisville
Defensive Line	
S 2 .....	Mario Edwards, Jr., DE, Jr., Florida State
S 8 .....	Dadi Nicolas, DE, Jr.-R, Virginia Tech
S 15 .....	Josh Banks, DT, Sr., Wake Forest
S 22 .....	Eddie Goldman, DT, Jr., Florida State
S 29 .....	Tyler Harris, NT, Jr., Wake Forest
O 6 .....	Ken Ekanem, DE, So.-R, Virginia Tech
O 13 .....	Brian Mihalik, DE, Sr., Boston College
O 20 .....	Robert Welsh, DE, Sr., Syracuse
O 27 .....	Kevin Kavalec, DE, So., Boston College
N 3 .....	Keshun Freeman, DE, Fr., Georgia Tech
N 10 .....	Mario Edwards, Jr., DE, Jr., Florida State
N 17 .....	Dadi Nicolas (2), DE, Jr.-R, Virginia Tech
N 24 .....	Nazair Jones, DT, Fr., North Carolina
D 1 .....	Vic Beasley, DE, Sr., Clemson
Linebacker	
S 2 .....	Henry Coley, ILB, Sr.-R, Virginia
S 8 .....	Dean Clarke, LB, Jr., Virginia Tech
S 15 .....	Josh Keyes, LB, Sr., Boston College
S 22 .....	Paul Davis, LB, So., Georgia Tech
S 29 .....	Jerod Fernandez, LB, Fr., NC State
O 6 .....	Reggie Northrup, LB, Jr., Florida State
O 13 .....	Josh Keyes (2), LB, Sr., Boston College and Tyrriq McCord, LB, Jr., Miami
O 20 .....	Stephone Anthony, LB, Sr., Virginia
O 27 .....	Stephone Anthony, LB, Sr., Virginia
N 3 .....	Reggie Northrup (2), LB, Jr., Florida State
N 10 .....	Quayshawn Nealy, LB, Sr.-R, Georgia Tech
N 17 .....	P.J. Davis (2), LB, So., Georgia Tech
N 24 .....	Marquel Lee, LB, So., Wake Forest
D 1 .....	Terrance Smith (2), LB, Jr.-R, Florida State
Defensive Back	
S 2 .....	James Sample, S, Jr., Louisville and Dominique Green, S, So., North Carolina
S 8 .....	Kyshoen Jarrett, ROV, Sr., Virginia Tech and Brian Walker, CB, So., North Carolina
S 15 .....	Anthony Harris, S, Sr., Virginia
S 22 .....	Gerod Holliman, S, Jr., Louisville
S 29 .....	Durrell Eskridge, S, Jr., Syracuse and Jeremy Cash, S, Jr., Duke
O 6 .....	Kendall Fuller, CB, So., Virginia Tech
O 13 .....	Jeremy Cash (2), S, Jr.-R, Duke
O 20 .....	Reggie Mitchell, CB, So.-R, Pitt
O 27 .....	Isaiah Johnson, S, Sr.-R, Georgia Tech
N 3 .....	Manuel Asprilla, CB, Sr., Boston College
N 10 .....	Gerod Holliman (2), S, So.-R, Louisville
N 17 .....	Jalen Ramsey, S, So., Florida State
N 24 .....	Anthony Harris (2), S, Sr., Virginia
D 1 .....	D.J. White, CB, Jr., Georgia Tech
Specialist	
S 2 .....	Riley Dixon, P, Sr., Syracuse and Corvin Lamb, RB, Jr.-R, Louisville
S 8 .....	Chris Blewitt, PK, So., Pitt
S 15 .....	Ian Frye, PK, Jr., Virginia
S 22 .....	Ian Frye (2), PK, Jr., Virginia
S 29 .....	Justin Vogel, P, So., Miami and Bradley Pinion, P, Sr., Clemson
O 6 .....	Roberto Aguayo, PK, So.-R, Florida State
O 13 .....	Adam Hummer, PR, WR, Sr., Louisville
O 20 .....	Ryan Winslow, P, Fr.-R, Pitt
O 27 .....	Ammon Lakin, PK, Jr., Clemson
N 3 .....	DeVon Edwards, KR, So.-R, Duke
N 10 .....	Jamison Crowder, PR, Sr., Duke
N 17 .....	Roberto Aguayo (2), PK, Jr., Florida State
N 24 .....	Roberto Aguayo (3), PK, Jr., Florida State
D 1 .....	Tyler Boyd, PR, So., Pitt
Rookie	
S 2 .....	Shai McKenzie, RB, Fr., Virginia Tech
S 8 .....	L.J. Scott, RB, Fr., Louisville
S 15 .....	Shaun Wilson, RB, Fr., Duke
S 22 .....	Deshaun Watson, QB, Fr., Clemson
S 29 .....	Deshaun Watson (2), QB, Fr., Clemson
O 6 .....	Deshaun Watson (3), QB, Fr., Clemson
O 13 .....	Brad Kaaya, QB, Fr., Miami
O 20 .....	AJ Long, QB, Fr., Syracuse
O 27 .....	Wayne Gallman, RB, Fr.-R, Clemson
N 3 .....	Dalvin Cook, RB, Fr., Florida State
N 10 .....	Wayne Gallman, RB, Fr.-R, Clemson
N 17 .....	Dalvin Cook (2), RB, Fr., Florida State
N 24 .....	Reggie Bonnafon, QB, Fr., Louisville
D 1 .....	Kyle Bolin, QB, Fr.-R, Louisville



# 2014 ACSMA ALL-ACC TEAM, ALL-ACC ACADEMIC TEAM

## The 2014 All-ACC Football Teams

As voted by the Atlantic Coast Sports Media Association

### First Team Offense

WR	Rashad Greene, Sr., Florida State	157
WR	Jamison Crowder, Sr., Duke	150
WR	Tyler Boyd, So., Pitt	149
TE	Nick O'Leary, Sr., Florida State	131
T	Cameron Erving, Sr.-R., Florida State	133
T	T.J. Clemmings, Sr.-R., Pitt	90
G	Laken Tomlinson, Sr.-R., Duke	114
G	Tre' Jackson, Sr., Florida State	121
C	Andy Gallik, Sr.-R., Boston College	105
QB	Jameis Winston, So.-R., Florida State	142
RB	James Conner, So., Pitt	164
RB	Duke Johnson, Jr., Miami	159
K	Roberto Aguayo, So.-R., Florida State	153
Sp.	Jamison Crowder, Sr., Duke	86

### Second Team Offense

WR	Phillip Dorsett, Sr.-R., Miami	96
WR	Mike Williams, So., Clemson	84
WR	Artavis Scott, Fr., Clemson	80
TE	Clive Walford, Sr.-R., Miami	101
T	Ereck Flowers, Jr., Miami	69
T	Jamon Brown, Sr., Louisville	50
G	Shaquille Mason, Sr., Georgia Tech	102
G	Josue Matias, Jr., Florida State	48
C	Cameron Erving, Sr.-R., Florida State	71
QB	Marquise Williams, Jr., North Carolina	89
RB	Zach Laskey, Sr., Georgia Tech	69
RB	Dalvin Cook, So., Florida State	63
K	Ian Frye, Jr.-R., Virginia	67
Sp.	Tyler Boyd, So., Pitt	58

### Third Team Offense

WR	DeAndre Smelter, Sr.-R., Georgia Tech	72
WR	DeVante Parker, Sr., Louisville	62
WR	Ryan Switzer, So., North Carolina	54
TE	Bucky Hodges, Fr.-R., Virginia Tech	38
T	Sean Hickey, Sr., Syracuse	48
T(tie)	Bobby Hart, Sr., Florida State	42
(tie)	Seth Betancourt, Sr.-R., Boston College	42
(tie)	Takoby Cofield, Sr.-R., Duke	42
G	Landon Turner, Jr., North Carolina	42
G	Matt Rotheram, Sr.-R., Pitt	42
C	Matt Skura, Jr.-R., Duke	44
QB	Justin Thomas, So., Georgia Tech	35
RB	Kevin Parks, Sr., Virginia	60
RB	Jon Hilliman, Fr., Boston College	51
K	Ross Martin, Jr., Duke	48
Sp.	DeVon Edwards, So., Duke	48

### Honorable Mention: Offense (8 or more points):

QB--Brad Kaaya, Miami (21). RB--Shadrach Thornton, NC State (33); Synjyn Days, Georgia Tech (24). WR--Isaiah Ford, Virginia Tech (24); Mack Hollins, North Carolina (20). TE--Cam Serigne, Wake Forest (25). T--Bryan Chamberlain, Georgia Tech (40); Ian Silberman, Boston College (35). G--David Beasley, Clemson (39); Bobby Vardaro, Boston College (34); John Miller, Louisville (31); Jon Feliciano, Miami (30); Kalon Davis, Clemson (28). C--Shane McDermott, Miami (36); Freddie Burden, Georgia Tech (35); Jake Smith, Louisville (26). PK--Ammon Lakip, Clemson (32); SP--Rashad Greene, Florida State (37); Darius Jennings, Virginia (28); Ryan Switzer, North Carolina (23); Jamal Golden, Georgia Tech (20).

### First Team Defense

DE	Vic Beasley, Sr.-R., Clemson	159
DE	Mario Edwards, Jr., Jr., Florida State	112
DT	Eddie Goldman, Jr., Florida State	129
DT	Grady Jarrett, Sr., Clemson	127
LB	Denzel Perryman, Sr., Miami	145
LB	David Helton, Sr., Duke	104
LB	Stephone Anthony, Sr., Clemson	101
CB	Kendall Fuller, So., Virginia Tech	119
CB	P.J. Williams, Jr., Florida State	105
S	Gerod Holliman, So.-R., Louisville	132
S	Jalen Ramsey, So., Florida State	92
P	Wil Baumann, Sr., NC State	108

### Second Team Defense

DE	Dadi Nicolas, Jr.-R., Virginia Tech	101
DE	Eli Harold, Jr., Virginia	65
DT	Adam Gotsis, Jr., Georgia Tech	48
DT	Taylor Harris, Jr., Wake Forest	43
LB	Terrance Smith, Jr.-R., Florida State	82
LB	Lorenzo Mauldin, Sr., Louisville	79
LB(Tie)	Henry Coley, Sr.-R., Virginia	68
LB(Tie)	Quayshawn Nealy, Sr.-R., Georgia Tech	68
CB	Garry Peters, Sr., Clemson	63
CB	Maurice Canady, Jr., Virginia	56
S	Jeremy Cash, Jr.-R., Duke	83
S	Quin Blanding, Fr., Virginia	71
P	Alex Kinal, Jr.-R., Wake Forest	86

### Third Team Defense

DE	Sheldon Rankins, Jr., Louisville	45
DE	Ken Ekanem, Jr., So.-R., Virginia Tech	40
DT	Corey Marshall, Jr.-R., Virginia Tech	41
DT	Connor Wujciak, Jr., Boston College	41
LB	Reggie Northrup, Jr., Florida State	54
LB	Cameron Lynch, Sr., Syracuse	45
LB	Max Valles, So., Virginia	45
CB	Ronald Darby, Jr., Florida State	51
CB	Charles Gaines, Jr.-R., Louisville	47
S	Anthony Harris, Sr., Virginia	56
S	Jamal Golden, Jr., Georgia Tech	43
P	Justin Vogel, So., Miami	40

### Honorable Mention: Defense:

DE--Art Norman, NC State (25); KeShun Freeman, Georgia Tech (23); Anthony Chickillo, Miami (21); B.J. Dubose, Louisville (20). DT--Olsen Pierre, Miami (38); David Dean, Virginia (37); Luther Maddy, Virginia Tech (33); Nigel William, Virginia Tech (29); Thomas Teal, NC State (27); Ethan Farmer, North Carolina (22); Josh Banks, Wake Forest (20). LB--Brandon Chubb, Wake Forest (30); P.J. Davis, Georgia Tech (25); Josh Keyes, Boston College (22); Keith Kelsey, Louisville (20). CB--Kevin Johnson, Wake Forest (45); D.J. White, Georgia Tech (40); Merrill Noel, Wake Forest (34); Brian Walker, North Carolina (27); MacKensie Alexander, Clemson (22). S--Deon Bush, Miami (36); DeVon Edwards, Duke (26); Robert Smith, Clemson (20). P--Will Monday, Duke (29); Riley Dixon, Syracuse (23).

### 2014 Selections by School

School	1st	2nd	3rd	Tot
Florida State	10	4	3	17
Duke	4	1	4	9
Virginia	0	5	3	8
Georgia Tech	0	4	3	7
Clemson	3	3	0	6
Louisville	1	2	3	6
Miami	2	3	1	6
Pitt	3	1	1	5
Virginia Tech	1	1	3	5
Boston College	1	0	3	4
North Carolina	0	1	2	3
Syracuse	0	0	2	2
Wake Forest	0	2	0	2
NC State	1	0	0	1

## 2014 All-ACC Academic Football Team

Duke senior linebacker David Helton (Chattanooga, Tenn.), who was named the winner of the Campbell Trophy as the nation's top football scholar-athlete by the National Football Foundation and College Football Hall of Fame and also earned the ACC's Jim Tatum Award as its top scholar-athlete, heads the 65-person 2014 All-ACC Academic Football Team announced Wednesday by ACC Commissioner John Swofford.

To be eligible for consideration for the team, a student-athlete must have earned a 3.00 grade point average for the previous semester and maintained a 3.00 cumulative average during his academic career. All 14 ACC schools were represented by at least two selections on the team. The ACC has selected an All-ACC Academic Football team every year since 1954. The team was chosen from a pool of 128 eligible ACC football student-athletes who were nominated by their schools.

### 2014 All-ACC Academic Team

C-G	Tony Adams, Fr.	NC State
WR	Braxton Berrios, Fr.	Miami
T	Adam Bisnowaty, So.	Pitt
DT	Jamal Bruce, Sr.-R.	Duke
S	Jeremy Cash, Jr.-R.	Duke
DE	Anthony Chickillo, Sr.	Miami
S	Chuck Clark, So.	Virginia Tech
P	Riley Dixon, Jr.	Syracuse
DE	*David Durham, Sr.-R.	Pitt
CB	DeVon Edwards, So.-R.	Duke
S	Nantambu Akil-Fentress, Sr.	Miami
CB	Byron Fields, Jr.	Duke
LB	Zaire Franklin, Fr.	Syracuse
FB	*Jordan Garside, Sr.-R.	Wake Forest
LB	David Helton, Sr.	Duke
DT	Calvin Heurtelou, Jr.	Miami
T	Sean Hickey, Sr.	Syracuse
WR	Bo Hines, Fr.	NC State
C	Ryan Hoefield, Fr.-R.	Florida State
RB	Elijah Hood, Fr.	North Carolina
SS	Ryan Janvion, So.-R.	Wake Forest
S	*Isaiah Johnson, Sr.-R.	Georgia Tech
P	Ryan Johnson, Sr.-R.	Louisville
DE	Kevin Kavalec, So.	Boston College
LB	Cameron Lynch, Sr.	Syracuse
CB	Avonte Maddox, Fr.	Pitt
PK	Ross Martin, Jr.	Duke
C	John Miller, Sr.	Syracuse
CB	Reggie Mitchell, So.-R.	Pitt
P	Will Monday, Jr.-R.	Duke
QB	*Tyler Murphy, Sr.-R.	Boston College
G	Caleb Peterson, So.-R.	North Carolina
RB	Shaquille Powell, Jr.	Duke
FB	*Tyler Purvis, Sr.-R.	NC State
TE	David Reeves, Jr.-R.	Duke
WR	Daniel Rodriguez, Sr.-R.	Clemson
LS	Sam Rodgers, Sr.-R.	Syracuse
G	*Matt Rotheram, Sr.-R.	Pitt
WR	Travis Rudolph, Fr.	Florida State
WR	Artavis Scott, Fr.	Clemson
WR	*E.J. Scott, Sr.-R.	Wake Forest
TE	Cam Serigne, Fr.	Wake Forest
QB	Thomas Sirk, So.-R.	Duke
G	Jake Smith, Sr.-R.	Louisville
RB	Josh Snead, Sr.-R.	Duke
LB	Nathan Staub, So.-R.	North Carolina
LS	Trevor Stroebel, So.	Georgia Tech
G	Joe Thuney, Jr.-R.	NC State
CB	Jack Tocho, So.	NC State
T	Laken Tomlinson, Sr.-R.	Duke
QB	Mitch Trubisky, Fr.-R.	North Carolina
G	Rob Trudo, Jr.	Syracuse
SS	Ray Vinopal, Sr.-R.	Pitt
P	Justin Vogel, So.	Miami
QB	Chad Voytik, So.-R.	Pitt
FS	Wil Wahee, So.-R.	Virginia
G	David Wang, Sr.-R.	Virginia Tech
QB	Deshaun Watson, Fr.	Clemson
DE	Robert Welsh, Sr.	Syracuse
WR	Jarrold West, Sr.-R.	Syracuse
SS	Rijo Walker, Sr.	Virginia
LB	Hunter Williams, Jr.-R.	Wake Forest
RB	Shaun Wilson, Fr.	Duke
FB	Connor Wingo-Reeves, So.	Virginia
P	Ryan Winslow, Fr.-R.	Pitt
QB	John Wolford, Fr.	Wake Forest

\* Denotes student-athlete graduated prior to the 2014 season.



## The 2014 All-ACC Football Teams

As voted by the Atlantic Coast Football Coaches

### First Team Offense

WR	Rashad Greene, Sr., Florida State	39
WR	Jamison Crowder, Sr., Duke	35
WR	Tyler Boyd, So., Pitt	31
TE	Nick O'Leary, Sr., Florida State	36
T	Cameron Erving, Sr.-R., Florida State	38
T	T.J. Clemmings, Sr.-R., Pitt	34
G	Laken Tomlinson, Sr.-R., Duke	30
G	Tre' Jackson, Sr., Florida State	28
C	Shane McDermott, Sr., Miami	22
QB	Jameis Winston, So.-R., Florida State	39
RB	James Conner, So., Pitt	39
RB	Duke Johnson, Jr., Miami	38
K	Roberto Aguayo, So.-R., Florida State	39
Sp.	Jamison Crowder, Sr., Duke	25

### Second Team Offense

WR	DeVante Parker, Sr., Louisville	28
WR	Phillip Dorsett, Sr., Miami	24
WR	DeAndre Smelter, Sr., Georgia Tech	22
TE	Clive Walford, Sr.-R., Miami	25
T	Ereck Flowers, Jr., Miami	21
T	Jamon Brown, Sr., Louisville	18
G	Shaquille Mason, Sr., Georgia Tech	21
G	Matt Rotheram, Sr.-R., Pitt	19
C	Andy Gallik, Sr.-R., Boston College	21
QB	Justin Thomas, So., Georgia Tech	18
RB	Kevin Parks, Sr.-R., Virginia	18
RB	Zach Laskey, Sr., Georgia Tech	16
K	Ian Frye, Jr.-R., Virginia	17
Sp.	Tyler Boyd, So., Pitt	19

### Third Team Offense

WR	Mike Williams, So., Clemson	21
WR	Artavis Scott, Fr., Clemson	15
WR	Ryan Switzer, So., North Carolina	11
TE	Gerald Christian, Sr.-R., Louisville	9
T	Bobby Hart, Sr., Florida State	13
T	Sean Hickey, Sr., Syracuse	11
G	Bobby Vardaro, Sr.-R., Boston College	15
G	Josue Matias, Sr., Florida State	15
C	Cameron Erving, Sr.-R., Florida State	16
QB	Marquise Williams, Jr., North Carolina	8
RB	Dalvin Cook, Fr., Florida State	15
RB	Jon Hilliman, Fr., Boston College	10
K	Ross Martin, Jr., Duke	14
Sp.	Rashad Greene, Sr., Florida State	17

### Honorable Mention: Offense (7 or more points):

QB--Anthony Boone, Sr.-R., Duke (7); RB--Shadrach Thornton, Jr., NC State (9); Karlos Williams, Sr., Florida State (8); Synjyn Days, Sr.-R., Georgia Tech (7); WR--Mack Hollins, So.-R., North Carolina (7); Isaiah Ford, Fr., Virginia Tech (7); T--Ian Silberman, Sr.-R., Boston College (9); Rob Crisp, Sr.-R., NC State (7); G--Jon Feliciano, Sr.-R., Miami (13); David Beasley, Sr.-R., Clemson (11); John Miller, Sr., Louisville (7). C--Matt Skura, Jr.-R., Duke; PK--Ammon Lakip, Jr., Clemson (9). SP--Darius Jennings, Sr., Virginia (7).

### 1st Team Defense

DE	Vic Beasley, Sr.-R., Clemson	39
DE	Mario Edwards, Jr., Jr., Florida State	29
DT	Grady Jarrett, Sr., Clemson	38
DT	Eddie Goldman, Jr., Florida State	30
LB	Denzel Perryman, Sr., Miami	36
LB	Stephone Anthony, Sr., Clemson	31
LB	Lorenzo Mauldin, Sr., Louisville	25
CB	Kendall Fuller, So., Virginia Tech	35
CB	Garry Peters, Sr., Clemson	24
S	Gerod Holliman, So.-R., Louisville	37
S	Jalen Ramsey, So., Florida State	25
P	Wil Baumann, Sr., NC State	30

### 2nd Team Defense

DE	Dadi Nicolas, Jr.-R., Virginia Tech	25
DE	Eli Harold, Jr., Virginia	20
DT	Adam Gotsis, Jr., Georgia Tech	16
DT	Corey Marshall, Jr.-R., Virginia Tech	13
LB	David Helton, Sr., Duke	22
LB	Terrance Smith, Jr.-R., Florida State	20
LB	Henry Coley, Sr.-R., Virginia	15
CB	P.J. Williams, Jr., Florida State	23
CB	Kevin Johnson, Sr.-R., Wake Forest	21
S	Quin Blanding, Fr., Virginia	21
S	Jeremy Cash, Jr.-R., Duke	17
P	Alex Kinal, Jr.-R., Wake Forest	21

### 3rd Team Defense

DE	Sheldon Rankins, Jr., Louisville	17
DE	Anthony Chickillo, Sr., Miami	12
DT	David Dean, Jr.-R., Virginia	12
DT	Connor Wujciak, Jr., Boston College	12
LB	Max Valles, So., Virginia	13
LB	Quayshawn Nealy, Sr.-R., Georgia Tech	12
LB(tie)	Josh Keyes, Sr., Boston College	10
LB(tie)	Reggie Northrup, Jr., Florida State	10
LB(tie)	Cameron Lynch, Sr., Syracuse	10
LB(tie)	Brandon Chubb, Jr.-R., Wake Forest	10
CB	Maurice Canady, Jr., Virginia	12
CB(tie)	Merrill Noel, Sr.-R., Wake Forest	11
CB(tie)	Ronald Darby, Jr., Florida State	11
S	Jamal Golden, Jr., Georgia Tech	16
S	Anthony Harris, Sr., Virginia	10
P(tie)	Justin Vogel, So., Miami	12
P(tie)	Will Monday, Jr.-R., Duke	12

### Honorable Mention: Defense: (7 or more points)

DT--Tylor Harris, Jr., Wake Forest (11); Luther Maddy, Sr., Virginia Tech (11); Olsen Pierre, Sr., Miami (7); LB--Anthony Gonzalez, Sr.-R., Pitt (9); CB--Charles Gaines, Jr.-R., Louisville (10); Artie Burns, So., Miami (9); Mackensie Alexander, Fr.-R., Clemson (7); S--Robert Smith, Sr., Clemson (8); Deon Bush, Jr., Miami (7).

## 2014 Coaches ACC Awards

(Voting totals in parantheses)

### Coach of the Year

Paul Johnson, Georgia Tech (10)  
Jimbo Fisher, Florida State (2)  
David Cutcliffe, Duke (2)

### Player of the Year

James Conner, RB, Pitt (6)  
6-2, 250, Sophomore, Erie, Pa.  
Jameis Winston, QB, So., FSU (2)  
Rashad Greene, WR, Sr., FSU (2)  
Vic Beasley, DE, Sr., Clemson (1)  
Jamison Crowder, WR, Sr., Duke (1)  
Gerod Holliman, S, So.-R., Louisville, (1)  
Duke Johnson, RB, Jr., Miami (1)

### Offensive Player of the Year

James Conner, RB, Pitt (6)  
6-2, 250, Sophomore, Erie, Pa.  
Jameis Winston, QB, So.-R., FSU (3)  
Rashad Greene, WR, FSU (2)  
Jamison Crowder, WR, Sr., Duke (1)

### Defensive Player of the Year

Vic Beasley, DE, Sr., Clemson (7)  
6-2, 235, Senior-R, Adairsville, Ga.  
Gerod Holliman, S, So.-R., Louisville (5)  
Denzel Perryman, LB, Sr., Miami, (2)

### Rookie of the Year

Brad Kaaya, QB, Miami (7)  
6-4, 218, Freshman, West Hills, Calif.  
Quin Blanding, S, Virginia (4)  
Dalvin Cook, RB, FSU (2)  
Shaun Wilson, Duke (1)

### Offensive Rookie of the Year

Brad Kaaya, QB, Miami (7)  
6-4, 218, Freshman, West Hills, Calif.  
Jon Hilliman, RB, Boston College (1)  
Shaun Wilson, RB, Duke (1)  
Dalvin Cook, RB FSU (1)  
Deshaun Watson, QB, Clemson (1)

### Defensive Rookie of the Year

Quin Blanding, S, Virginia (8)  
6-4, 210, Freshman, Virginia Beach, Va.  
Mackensie Alexander, CB, Clemson (6)

## 2014 Coaches' Selections by School

School	1st	2nd	3rd	Tot	School	1st	2nd	3rd	Tot
Florida State	9	2	7	18	Pitt	3	2	0	5
Virginia	0	5	4	9	Boston College	0	1	4	5
Miami	3	3	2	8	Wake Forest	0	2	2	4
Duke	3	2	2	7	Virginia Tech	1	2	0	3
Georgia Tech	0	5	2	7	North Carolina	0	0	2	2
Clemson	4	0	2	6	Syracuse	0	0	2	2
Louisville	2	2	2	6	NC State	1	0	0	1



## ACC Player of the Year ACC Offensive Player of the Year James Conner, RB, So., Pitt

The leading rusher in the Atlantic Coast Conference, who also finished sixth in the nation in rushing with 1,765 yards, Pitt's **James Conner** (Erie, Pa.) was named the ACC's Overall Player of the Year and Offensive Player of the Year by both the Atlantic Coast Sports Media Association and the ACC Football Coaches. Conner scored an ACC record 26 TDs, averaged 5.9 yards per rush and 135.8 yards rushing per game. He topped the 200-yard mark on three occasions, including a career-high 263 yards versus Duke.

### ACSMA Player of the Year Voting

James Conner, RB, So., Pitt	16
Jameis Winston, QB, So., Florida State	13
Vic Beasley, DE, Sr., Clemson	8
Gerod Holliman, S, So.-R, Louisville	6
Duke Johnson, RB, Jr., Miami	5
Marquise Williams, QB, Jr., UNC	2
Justin Thomas, QB, So., Georgia Tech	2
Rashad Greene, WR, Sr., Florida State	2
Quayshawn Nealy, LB, Georgia Tech	1

### ACSMA Offensive Player of the Year Voting

James Conner, RB, So., Pitt	23
Jameis Winston, QB, So.-R, Florida State	16
Duke Johnson, RB, Jr., Miami	7
Rashad Greene, WR, Sr., Florida State	4
Justin Thomas, QB, So., Georgia Tech	3

### Coaches Player of the Year Voting

James Conner, RB, So., Pitt	6
Jameis Winston, QB, So., Florida State	2
Rashad Greene, WR, Sr., Florida State	2
Three Others With	1

### Coaches Offensive Player of the Year

James Conner, RB, So., Pitt	8
Jameis Winston, QB, So.-R, Florida State	3
Rashad Greene, WR, Florida State	2
Jamison Crowder, WR, Sr., Duke (1)	

### ACC Player of the Year 1954-2014

School	No.	Last Player	Year
Duke	10	Robert Baldwin	1994
Clemson	8	Tajh Boyd	2012
NC State	7	Philip Rivers	2003
Virginia	7	Matt Schaub	2002
Florida State	6	Jameis Winston	2013
North Carolina	6	Lawrence Taylor	1980
Wake Forest	4	Chris Barclay	2005
Maryland	4	E.J. Henderson	2001
Georgia Tech	3	Jonathan Dwyer	2008
South Carolina	2	Billy Gambrell	1962
Virginia Tech	3	David Wilson	2011
Boston College	1	Matt Ryan	2007
Pitt	1	James Conner	2014

(A complete listing is on page 111)



## ACC Defensive Player of the Year Vic Beasley, DE, Sr., Clemson

The leader in the Atlantic Coast Conference in quarterback sacks (12.0) and tackles for loss (21.5), Clemson senior defensive end **Vic Beasley** (Adairsville, Ga.) was voted the ACC Defensive Player of the Year by both the Atlantic Coast Sports Media Association (ACSMA) and the ACC Football Coaches. Beasley finished eighth nationally in sacks (0.92) per game and ranked third in the country in tackles for loss per contest (1.7). He was the cornerstone of a Clemson defensive unit which led the nation in total defense (260.8), team pass efficiency defense (98.32), third down conversion percentage defense (.274), first downs defense (185) and in team tackles for loss (10.1). He completed his career ranked fifth on the ACC career list in sacks (32.0) and 16th in tackles for loss (51.5). He was also a two-time consensus first-team All-American.

### ACSMA Defensive Player of the Year Voting

Vic Beasley, DE, Sr., Clemson	24
Gerod Holliman, S, So.-R, Louisville	20
Denzel Perryman, LB, Sr., Miami	7
David Helton, LB, Sr.-R, Duke	2
Quayshawn Nealy, LB, Sr.-R, Ga. Tech	2

### Coaches Defensive

#### Player of the Year Voting

Vic Beasley, DE, Sr., Clemson	7
Gerod Holliman, S, So.-R, Louisville	5
Denzel Perryman, LB, Sr., Miami	2

### ACC Defensive Player of the Year Totals 1993-2014

School	No.	Last Player	Year
Florida State	7	Bjoern Werner	2012
Clemson	5	Vic Beasley	2014
Maryland	3	D'Qwell Jackson	2005
Virginia	2	Chris Long	2007
Boston College	2	Luke Kuechly	2011
Georgia Tech	1	Derrick Morgan	2009
NC State	1	Levar Fisher	2000
North Carolina	1	Marcus Jones	1995
Pitt	1	Aaron Donald	2013

(A complete listing can be found on page 111)



## ACC Coach of the Year Paul Johnson, Georgia Tech

After guiding Georgia Tech to its second consecutive appearance in the Atlantic Coast Conference's Football Championship Game and the championship of the ACC's Coastal Division, Paul Johnson was voted the league's Coach of the Year by both the Atlantic Coast Sports Media Association (ACSMA) and the ACC Football Coaches. The honor was the third for Johnson in his seven seasons at Tech. His 2014 Jackets led the nation in rushing, setting an ACC record, averaging 342.1 yards per game on the ground. He led Tech to two wins over Top 10 non-conference foes in victories over 8th-ranked Georgia and then 8th-ranked Mississippi State in the Capital One Orange Bowl. Tech also defeated 18th-ranked Clemson and came within two points (37-35) of upending No. 2 Florida State in the ACC title game. Tech finished the year with an overall 11-3 record, posting a 6-2 ACC mark and achieved a final national ranking of 7th by the Amway Coaches poll and 8th by the Associated Press, Tech's highest final national rankings in 25 years.

### ACSMA Coach of the Year Voting

Paul Johnson, Georgia Tech	32
Jimbo Fisher, Florida State	14
Steve Addazio, Boston College	6
Bobby Petrino, Louisville	3

### Coaches Coach of the Year Voting

Paul Johnson, Georgia Tech	10
Jimbo Fisher, Florida State	2
David Cutcliffe, Duke	2

### ACC Coach of the Year Totals, 1975-2014

School	No.	Last Coach	Year
Virginia	9	Mike London	2011
Clemson	8	Tommy Bowden	2003
Wake Forest	8	Jim Grobe	2006
Maryland	8	Ralph Friedgen	2010
Duke	8	David Cutcliffe	2013
Georgia Tech	7	Paul Johnson	2014
NC State	6	Dick Sheridan	1986
North Carolina	4	Mack Brown	1996
Virginia Tech	2	Frank Beamer	2005
Florida State	2	Bobby Bowden	1997
South Carolina	1	Paul Dietzel	1969

(A complete listing of winners is on page 111)



## ACC Rookie of the Year ACC Offensive Rookie of the Year Brad Kaaya, QB, Miami

The ACC leader in passing efficiency (145.9) and touchdown passes (26) as a true freshman, Miami's Brad Kaaya (West Hills, Calif.) was voted the ACC's Overall and Offensive Rookie of the Year by both the Atlantic Coast Sports Media Association (ACSMA) and the ACC Football Coaches. Kaaya finished second nationally among all freshmen QBs in passing efficiency, completing 221 of 378 passes (58.5%) for 3,198 yards. His TD pass total was the second-best in history by an ACC freshman and his passing yards total was third highest by a league rookie.

### ACSMA Rookie of the Year Voting

Brad Kaaya, QB, Miami	22
Quin Blanding, S, Virginia	16
DeShaun Watson, QB, Clemson	7
Dalvin Cook, RB, FSU	4
Jon Hilliman, RB, Boston College	2
Mackensie Alexander, CB, Clemson	1
Keshun Freeman, DE, Georgia Tech	1
Artavis Scott, WR, Clemson	1
Cam Serigne, TE, Wake Forest	1

### ACSMA Offensive Rookie of the Year Voting

Brad Kaaya, QB, Miami	33
DeShaun Watson, QB, Clemson	10
Dalvin Cook, RB, Florida State	5
Artavis Scott, WR, Clemson	4
Jon Hilliman, RB, Boston College	2
Cam Serigne, TE, Wake Forest	1

### Coaches Rookie of the Year Voting

Brad Kaaya, QB, Miami	7
Quin Blanding, S, Virginia	4
Dalvin Cook, RB, FSU	2
Shaun Wilson, Duke	1

### Coaches Offensive Rookie of the Year Voting

Brad Kaaya, QB, Miami	10
Jon Hilliman, RB, Boston College	1
Shaun Wilson, RB, Duke	1
Dalvin Cook, RB FSU	1
Dashaun Watson, QB, Clemson	1

### ACC Rookie of the Year Totals, 1975-2014

School	No.	Last Player	Year
NC State	9	Russell Wilson	2008
Georgia Tech	6	Calvin Johnson	2004
Clemson	6	Sammy Watkins	2011
Wake Forest	4	Josh Adams	2007
North Carolina	4	Dre' Bly	1996
Florida State	4	Jameis Winston	2013
Virginia	2	Ronde Barber	1994
Duke	1	Ben Bennett	1980
Maryland	1	Danny O'Brien	2010
Miami	2	Brad Kaaya	2014
Virginia Tech	1	Ryan Williams	2009

(Complete list is on Page 111)

## ACC Defensive Rookie of the Year Quin Blanding, S, Virginia

The leading freshman tackler in the nation, who averaged 10.2 tackles per game as a true freshman, Virginia safety Quin Blanding was voted the ACC Defensive Rookie of the Year by both the Atlantic Coast Sports Media Association (ACSMA) and the ACC Football Coaches. Blanding, who started all 12 games for the Cavaliers, made 123 tackles on the year and also defending nine passes with three interceptions in solidifying a Virginia defense that was 18th nationally in rushing defense, 18th in first downs defense, 20th in team sacks and 14th nationally in defensive touchdowns. He was the second leading tackler in the ACC and ranked second nationally among all defensive backs.

### ACSMA Defensive Rookie of the Year Voting

Quin Blanding, S, Virginia (37)
Mackensie Alexander, CB, Clemson (10)
Keshun Freeman, DE, Georgia Tech (7)
Jerod Fernandez, LB, NC State (1)

### Coaches Defensive Rookie of the Year Voting

Quin Blanding, S, Virginia (8)
Mackensie Alexander, CB, Clemson (6)

### ACC Defensive Rookie of the Year Totals 2007-14

School	No.	Last Player	Year
Boston College	1	Luke Kuechly	2009
Florida State	2	Ronald Darby	2012
Miami	1	Sean Spence	2008
North Carolina	1	Deunta Williams	2007
Virginia	1	Quin Blanding	2014
Virginia Tech	1	Kendall Fuller	2012
Wake Forest	1	Merrill Noel	2011

(Award began in the 2007 season)  
(Complete Listing on Page 111)

## Jacobs Blocking Trophy ACC's Top Blocker

Despite starting the season at offensive tackle and moving to center to shore up that position for Florida State, Cameron Erving was voted the Jacobs Blocking Trophy winner for the second consecutive season. With Erving's selection, six Seminole offensive linemen have now claimed the honor a combined 10 times. The Jacobs Blocking Trophy has been awarded annually since 1953 to the player voted the most outstanding blocker in the ACC by a poll of the league's head coaches and defensive coordinators. The trophy is given in memory of William P. Jacobs, who served as president of Presbyterian College from 1935 to 1945. Erving, a 6-5, 308-pound redshirt senior from Moultrie, Georgia, earned this year's honor after playing two offensive line positions for the top-ranked and unbeaten Seminoles over the course of the season. After starting 37 consecutive career games at left tackle, he moved to center for Florida State's road game at Miami on Nov. 15. He did not allow a sack and had the highest grade on the offensive line in the Seminoles' 30-26 win. Erving was voted the ACC Offensive Lineman of the Week following his performance against Miami. The honor was his second of the season, as he was also recognized for his play at left tackle following Florida State's 42-31 win over Louisville on Oct. 30. Following the Miami game, Erving remained at center for the Seminoles' final two regular-season wins over Boston College and Florida.

### Jacobs Blocking Trophy, 1953-2014

School	No.	Last Player	Year
Virginia	11	Eugene Monroe	2008
Duke	10	Chris Port	1989
Florida State	10	Cameron Erving	2014
North Carolina	8	Jonathan Cooper	2012
Clemson	7	John Phillips	1987
Maryland	3	Dave Pacella	1982
NC State	3	Jim Ritcher	1979
South Carolina	3	John Saunders	1958
Wake Forest	3	Steve Justice	2007
Miami	1	Eric Winston	2005
Georgia Tech	1	Craig Page	1998
Boston College	1	Josh Beekman	2006
Virginia Tech	1	Blake DeChristopher	2011

Complete listing on page 32



**Brian Piccolo Award**  
**Duke Johnson, RB, Jr., Miami**

Miami junior **RB Duke Johnson** was the recipient of the 2014 Brian Piccolo Award. The Piccolo Award has been given annually since 1970 in memory of the late Brian Piccolo to the “most-courageous” football player in the ACC. Piccolo was the ACC Athlete of the Year in 1965 and played for the Chicago Bears before his career was cut short when he was stricken with cancer. His courageous fight against that disease was an inspiration to the Bears and the entire football community. Johnson suffered a fractured fibula and a dislocated ankle in the fourth quarter of Miami’s game against Florida State in November of 2013. He underwent surgery two days later to repair his ankle, prematurely ending a stellar sophomore season in which he rushed for 920 yards in less than eight full games. The 5-foot-9, 206-pound Miami native returned last fall to post six consecutive games of 100 or more rushing yards. He finished the season ranked second among ACC rushers and ninth nationally with 1,652 yards and his career per-carry average of 6.69 ranks seventh-best in ACC history. His career yards-per-game average of 106.6 is the third best among all ACC runners.



**Jim Tatum Award**  
**David Helton, LB, Sr., Duke**

Duke senior **LB David Helton** was the recipient of the 2014 Jim Tatum Award. The Tatum Award is given annually in memory of the late Jim Tatum to the top senior student-athlete (in athletic eligibility) among the league’s football players. Tatum, a two-time ACC Coach of the Year, coached in the 1950s at both Maryland and North Carolina and believed strongly in the concept of the student-athlete. A Psychology major who holds a 3.64 career grade point average, Helton was also one of the recipients of the National Football Foundation’s prestigious Post-Graduate Scholarship and its Campbell Trophy (see page 29). The Chattanooga, Tennessee, native was named to the All-ACC Football Academic Team in all of his four varsity seasons. The 6-foot-4, 240-pound senior played a key role in Duke posting a 9-4 overall record and a major reason the Blue Devils played in a bowl game for a school-record third straight season. An All-ACC first-team selection by the Atlantic Coast Sports Media Association (ACSMA), he was a second-team All-ACC pick by the ACC Coaches. Helton has led the ACC in tackles in each of the past two seasons, averaging 10.3 hits per game this year, while keying a Duke unit that tied for fourth in the conference in scoring defense, allowing just 21.8 points per game).



**Capital One Orange Bowl/  
 FWAACourage Award**  
**Laken Tomlinson, G, Sr., Duke**

Duke **G Laken Tomlinson** was the winner of the 2014 Orange Bowl-FWAA Courage Award. Tomlinson, a 6-3, 330-pound senior from Chicago (Lane Tech), started 52 consecutive games and helped the Blue Devils (9-4) score 421 points this season, the third-most in program history. Duke’s offensive line led the country in fewest tackles-for-loss per game allowed with just 3.15 and surrendered just 13.0 sacks, tied for the 13th fewest in the nation. But for Tomlinson just making a college roster and winding up in Durham was a challenge. Tomlinson grew up in Jamaica and came to this country when he was 10. He gained about 80 pounds and grew seven inches within his first year in the United States and could have passed for a person much older. Eventually, because of his intelligence, Tomlinson wound up in a mentoring program and, despite early concerns of his mother, lived with the family of Bob Sperling, a Chicago-based attorney. When Tomlinson first was introduced to football because his sister believed his size offered him the opportunity, he thought they were referring to soccer. His abilities grew on the football field and he eventually was recruited by Big Ten schools. But Duke and head coach David Cutcliffe caught his eye. Tomlinson wanted to be a doctor and someday may fulfill that goal. A first-team All-ACC choice in each of the last two seasons, he earned first-team All-American honors in 2014 (AP, SI.com, Walter Camp), and is one of 11 student-athletes named to the 2014 Allstate AFCA Good Works Team. He was the 28th overall selection in the first round of the 2015 NFL Draft by the Detroit Lions. The requirements for nomination for the Courage Award include displaying courage on or off the field, including overcoming an injury or physical handicap, preventing a disaster or living through hardship.

**Piccolo Award Winners  
 1970-2014**

School	No.	Last Player	Year
Duke	6	Scott Youmans	1993
Florida State	6	Chris Thompson	2012
Virginia	5	Ryan Best	2005
Maryland	5	Matt Crawford	2001
North Carolina	5	Giovani Bernard	2011
Clemson	4	Warren Forney	1995
Wake Forest	4	Matt Robinson	2007
NC State	4	Nate Irving	2010
Miami	4	Duke Johnson	2014
Georgia Tech	3	Robert Godhigh	2013
Boston College	1	Mark Herzlich	2010

Complete listing on page 32

**Jim Tatum Award Totals  
 1990-2014**

School	No.	Last Player	Year
Duke	5	David Helton	2014
Virginia	4	Noel LaMontagne	1999
Florida State	3	Christian Ponder	2010
North Carolina	3	Louis Marchetti	2000
Clemson	2	Kyle Young	2001
Georgia Tech	2	Darryl Richard	2008
Maryland	2	Josh Wilson	2006
Wake Forest	2	Riley Skinner	2009
NC State	1	Charlie Cobb	1990
Virginia Tech	1	Danny Coale	2011

Complete listing on page 32

**ACC FWAACourage Award**

Daniel Rodriguez	WR	Clemson	2012
Ra Ray McElrathbey	DB	Clemson	2006





**The William V. Campbell Trophy**  
David Helton, LB, Sr., Duke

Duke senior linebacker **David Helton**, who led the ACC in tackles per game in each of the past two seasons while helping lead a resurgence of Duke football and earning a 3.64 GPA in his major of Psychology, was the 25th recipient of the William V. Campbell Trophy, which is given annually to the nation's top scholar-athlete by the National Football Foundation and College Hall of Fame. "David Helton's exceptional accomplishments rank him among the best student-athletes in the history of our sport, making him the ideal Campbell Trophy recipient," said NFF President & CEO Steven J. Hatchell. The Campbell Trophy, prominently displayed at its official home inside the New York Athletic Club, stands as one of college football's most sought after and competitive awards, recognizing an individual as the absolute best in the country for his combined academic success, football performance and exemplary community leadership. Helton becomes only the second ACC player and third from a current ACC school to be so honored. He was one of an important core of Duke seniors that led the Blue Devils to three consecutive bowl trips for the first time in school history and to the most wins in school history for a single season (10 in 2013) and back-to-back seasons (19 in 2013-14).

**Previous National Football Foundation  
Campbell Trophy Winners  
From Current ACC Schools**

Thomas Burns ..... DB ..... Virginia ..... 1993  
Joaquin Gonzalez..... T .....Miami.....2001



**Jim Thorpe Award**  
Gerod Holliman, S, Jr., Louisville

**Gerod Holliman** of Louisville was the recipient of the 2014 Jim Thorpe Award, given to the top defensive back in college football. Holliman set the ACC single-season record and tied the NCAA record set in 1968 by Al Worley with 14 interceptions in 2014, and is only the 11th player in NCAA history to record 12 or more interceptions in a season. He is one of the main reasons why the Cardinals finished the season tied for the nation's lead in pass interceptions (26), ranked fifth nationally in team pass efficiency defense (105.65), and sixth in total defense; allowing just 308.5 yards per game. The Thorpe Award is named after history's greatest athlete, Jim Thorpe, and is presented by the Oklahoma Sports Hall of Fame in Oklahoma City. Thorpe excelled at every sport in which he competed, including football where he played on the offensive and defensive side of the ball. The other Thorpe Award finalists for 2014 were Landon Collins from Alabama and Ifo Ekpere-Olomu of Oregon. Holliman is the second player from a current ACC to be chosen as a Thorpe Award winner. The previous winner was Terrell Buckley of Florida State in 1991.

**Previous Jim Thorpe Award Winners  
From Current ACC Schools**

Year .....Player .....School  
1991 ..... Terrell Buckley..... Florida State  
2014 ..... Gerod Holliman ..... Louisville



**John Mackey Award**  
Nick O'Leary, TE, Sr., Florida State

Florida State senior **Nick O'Leary** was the recipient of the 2014 John Mackey Award. The John Mackey Award, celebrating its 15th anniversary, is given to the collegiate tight end who best exemplifies the play, sportsmanship, academics, and community values of NFL Hall of Fame Tight End John Mackey, who played collegiately at Syracuse. The 2014 John Mackey Award recipient was determined by confidential balloting of the John Mackey Selection Committee. In his four years playing at Florida State, O'Leary established a reputation for his elite blocking ability and strong receiving prowess and 2014 was another outstanding year for him. The senior recorded 47 receptions for 614 yards good for seven touchdowns and his outstanding blocking helped Florida State average 33.7 points and 441.4 yards of total offense. O'Leary completed his career with the Seminoles as a key member of a team that won 29 consecutive football games—including a 14-0 record and the 2013 BCS National Championship—over the three-year span, the 12th-longest winning streak in college football history. O'Leary's career totals of 114 receptions and 1,591 yards, are the fifth-highest totals for a tight end in ACC history, and his 17 career TDs ties for the second-highest total by an ACC tight end. He becomes the fourth player from a current ACC school to claim the Mackey.

**Previous Winners of the John Mackey Award  
from Current ACC Schools**

Year .....Player .....School  
2003 ..... Kellen Winslow .....Miami  
2004 ..... Heath Miller ..... Virginia  
2011 ..... Dwayne Allen .....Clemson  
2014 ..... Nick O'Leary..... Florida State

## Jim Tatum Award

Since 1979, the Jim Tatum Award is given annually to the ACC's top football senior scholar-athlete in honor of the late former head football coach in the 1950's at both Maryland and North Carolina. Jim Tatum, a two-time ACC Coach of the Year, believed strongly in the concept of the student-athlete.

1979	.....	Scott Hamilton, G, Duke
1980-81	.....	Not Available
1982	.....	Pat Chester, DB, Virginia
1983	.....	Phil Denfield, Wake Forest
1984	.....	Not Available
1985	.....	Kevin Anthony, QB, North Carolina
1986	.....	David Cardenas, Virginia
1987-89	.....	Not Available
1990	.....	Charlie Cobb, C, NC State
1991	.....	Steve Ainsworth, OL, Wake Forest
1992	.....	Not Available
1993	.....	Thomas Burns, Virginia
1994	.....	Ed Glenn, TE, Clemson
1995	.....	Russell Babb, T, North Carolina
1996	.....	Darl Bush, DB, Florida State
1997	.....	Stephen Phelan, DB, Virginia and Jonathan Claiborne, S, Maryland
1998	.....	Ebenezer Ekuban, DE, North Carolina
1999	.....	Noel LaMontagne, G, Virginia
2000	.....	Louis Marchetti, T, North Carolina
2001	.....	Kyle Young, C, Clemson
2002	.....	Jeremy Muyres, Georgia Tech
2003	.....	Chris Douglas, RB, Duke
2004	.....	Nick Novak, PK, Maryland
2005	.....	Brendan Dewan, LB, Duke and David Castillo, C, Florida State
2006	.....	Josh Wilson, DB, Maryland
2007	.....	Tom Santi, TE, Virginia
2008	.....	Darryl Richard, DT, Georgia Tech
2009	.....	Riley Skinner, QB, Wake Forest
2010	.....	Christian Ponder, QB, Florida State
2011	.....	Danny Coale, WR-P, Virginia Tech
2012	.....	Sean Renfree, QB, Duke
2013	.....	Perry Simmons, T, Duke
2014	.....	David Helton, LB, Duke

## Jacobs Blocking Trophy

The Jacobs Blocking Trophy is awarded annually by William & Hugh Jacobs of Clinton, S.C., to the player voted the most outstanding blocker in the ACC in a poll of the head football coaches. The trophy is given in the memory of William P. Jacobs, who served as President of Presbyterian College from 1935 to 1945.

1953	.....	Bill Wohrman, FB, South Carolina
1954	.....	Bill Wohrman, FB, South Carolina
1955	.....	Bob Pellegrini, C, Maryland
1956	.....	Hal McElhaney, FB, Duke
1957	.....	Hal McElhaney, FB, Duke
1958	.....	John Saunders, FB, South Carolina
1959	.....	Doug Cline, FB, Clemson
1960	.....	Dwight Bumgarner, T, Duke
1961	.....	Art Gregory, T, Duke Jim LeCompte, G, North Carolina
1962	.....	Art Gregory, T, Duke
1963	.....	Chuck Walker, T, Duke
1964	.....	Eddie Kesler, FB, North Carolina
1965	.....	John McNabb, G, Duke
1966	.....	Wayne Mass, T, Clemson
1967	.....	Harry Olszewski, G, Clemson
1968	.....	Greg Shelly, T, Virginia
1969	.....	Ralph Sonntag, T, Maryland
1970	.....	Dan Ryczek, C, Virginia
1971	.....	Geoff Hamlin, FB, North Carolina
1972	.....	Ron Rusnak, G, North Carolina
1973	.....	Bill Yoest, G, NC State
1974	.....	Ken Huff, G, North Carolina
1975	.....	Billy Bryan, C, Duke
1976	.....	Billy Bryan, C, Duke
1977	.....	Joe Bostic, G, Clemson
1978	.....	Jim Ritcher, C, NC State
1979	.....	Jim Ritcher, C, NC State
1980	.....	Ron Wooten, G, North Carolina
1981	.....	Lee Nanney, T, Clemson
1982	.....	Dave Pacella, T, Maryland
1983	.....	James Farr, G, Clemson
1984	.....	Jim Dombrowski, T, Virginia
1985	.....	Jim Dombrowski, T, Virginia
1986	.....	Paul Kiser, G, Wake Forest
1987	.....	John Phillips, G, Clemson
1988	.....	Jeff Garnica, C, North Carolina
1989	.....	Chris Port, T, Duke
1990	.....	Ray Roberts, T, Virginia
1991	.....	Ray Roberts, T, Virginia
1992	.....	Ben Coleman, T, Wake Forest
1993	.....	Mark Dixon, G, Virginia
1994	.....	Clay Shiver, C, Florida State
1995	.....	Clay Shiver, C, Florida State
1996	.....	no recipient
1997	.....	Tra Thomas, T, Florida State
1998	.....	Craig Page, C, Georgia Tech
1999	.....	John St. Clair, C, Virginia
2000	.....	Tarlos Thomas, T, Florida State
2001	.....	Brett Williams, T, Florida State
2002	.....	Brett Williams, T, Florida State
2003	.....	Elton Brown, G, Virginia
2004	.....	Elton Brown, G, Virginia
2005	.....	Eric Winston, T, Miami
2006	.....	Josh Beekman, G-C, Boston College
2007	.....	Steve Justice, C, Wake Forest
2008	.....	Eugene Monroe, T, Virginia
2009	.....	Rodney Hudson, G, Florida State
2010	.....	Rodney Hudson, G, Florida State
2011	.....	Blake DeChristopher, T, Virginia Tech
2012	.....	Jonathan Cooper, G, North Carolina
2013	.....	Cameron Erving, T, Florida State
2014	.....	Cameron Erving, C-T, Florida State

## Brian Piccolo Award

One of Wake Forest's most famed athletes, Brian Piccolo was an All-America selection in 1964 after leading the nation in rushing and scoring. Piccolo played professionally for the Chicago Bears for four seasons before his career came to an end after he was stricken by cancer in 1970. The Brian Piccolo Award was established in 1970 by the league's head football coaches to honor the ACC's most courageous football player.

1970	.....	Paul Miller, QB, North Carolina
1971	.....	Jim Webster, LB, North Carolina
1972	.....	Mark Johnson, QB, Duke
1973	.....	Al Neville, QB, Maryland
1974	.....	David Visaggio, DG, Maryland
1975	.....	Scott Gardner, QB, Virginia
1976	.....	Jeff Green, DE, Duke
1977	.....	Ralph Stringer, DB, NC State
1978	.....	Rex Varn, DB, Clemson
1979	.....	not available
1980	.....	Jack Cain, DB, Clemson
1981	.....	Aaron Stewart, DB, Duke
1982	.....	Kenny Duckett, WR, Wake Forest
1983	.....	John Piedmonte, OLB, Wake Forest
1984	.....	J.D. Maarleveld, T, Maryland
1985	.....	Danny Burmeister, DB, N. Carolina
1986	.....	Ray Williams, WR, Clemson
1987	.....	no recipient
1988	.....	Jerry Mays, TB, Georgia Tech
1989	.....	Michael Anderson, RB, Maryland
1990	.....	Marc Mays, WR, Duke
1991	.....	Scott Adell, T, NC State
1992	.....	Dan Footman, DE, Florida State Randy Cuthbert, TB, Duke
1993	.....	Scott Youmans, DL, Duke
1994	.....	Chris Harrison, T, Virginia
1995	.....	Warren Forney, DT, Clemson
1996	.....	John Lewis, RB, Wake Forest
1997	.....	Sam Cowart, LB, Florida State
1998	.....	Anthony Poindexter, DB, Virginia Corey Simon, DT, Florida State
1999	.....	Chris Weinke, QB, Florida State
2000	.....	Ed Wilder, FB, Georgia Tech
2001	.....	Matt Crawford, T, Maryland
2002	.....	Anquan Boldin, WR, Florida State
2003	.....	Kevin Bailey, OL, Virginia
2004	.....	Frank Gore, RB, Miami
2005	.....	Ryan Best, S, Virginia
2006	.....	Glenn Sharpe, Miami
2007	.....	Matt Robinson, DE, Wake Forest
2008	.....	Robert Quinn, DE, North Carolina
2009	.....	Toney Baker, RB, NC State
2010	.....	Mark Herzlich, LB, Boston College, Nate Irving, LB, NC State
2011	.....	Giovani Bernard, TB, North Carolina
2012	.....	Shayon Green, DE, Miami Chris Thompson, RB, Florida State
2013	.....	Robert Godhigh, AB, Georgia Tech
2014	.....	Duke Johnson, RB, Miami



## Rushing Yards per game

Pl., Player, School	Cl.	NCAA	G	Att.	Yds.	Avg.	TD	Long	Yds./G
James Conner, UP	SO	6	13	298	1765	5.9	26	74	135.8
Duke Johnson, UM	JR	11	13	242	1652	6.8	10	90	127.1
Tyler Murphy, BC	SR	42	13	181	1184	6.5	11	71	91.1
Justin Thomas, GT	SO	58	14	190	1086	5.7	8	65	77.6
Dalvin Cook, FS	FR	59	13	170	1008	5.9	8	44	77.5
Zach Laskey, GT	SR	74	12	171	851	5	9	26	70.9
Shadrach Thornton, ST	JR	77	13	164	907	5.5	9	58	69.8
Jon Hilliman, BC	FR	88	13	210	860	4.1	13	52	66.2
Synjyn Days, GT	SR	89	14	157	924	5.9	9	69	66
Kevin Parks, VA	SR	96	12	189	745	3.9	4	48	62.1

## Receptions per game

Player, School	Cl.	NCAA	G	Rec.	Yds.	TD	Long	Avg./C	Rec./G
Rashad Greene, FS	SR	12	14	99	1365	7	74	13.8	7.07
Jamison Crowder, DU	SR	20	13	85	1044	6	52	12.3	6.54
Tyler Boyd, UP	SO	32	13	78	1261	8	53	16.2	6
Artavis Scott, CU	FR	34	13	76	965	8	70	12.7	5.85
Ryan Switzer, NC	SO	86	13	61	757	4	75	12.4	4.69
Cam Serigne, WF	FR	95	12	54	531	5	32	9.8	4.5
Matt James, WF	SR	101	9	40	401	0	36	10	4.44
Mike Williams, CU	SO	103	13	57	1030	6	56	18.1	4.38
Isaiah Ford, VT	FR	106	13	56	709	6	33	12.7	4.31
E.J. Scott, WF	SR	117	12	50	513	4	36	10.3	4.17

## Receiving Yards per game

Player, School	Cl.	NCAA	G	Rec.	Yds.	TD	Long	Avg./C	Yds./G
Rashad Greene, FS	SR	15	14	99	1365	7	74	13.8	97.5
Tyler Boyd, UP	SO	17	13	78	1261	8	53	16.2	97
Jamison Crowder, DU	SR	31	13	85	1044	6	52	12.3	80.3
Mike Williams, CU	SO	34	13	57	1030	6	56	18.1	79.2
Artavis Scott, CU	FR	46	13	76	965	8	70	12.7	74.2
Phillip Dorsett, UM	SR	67	13	36	871	10	79	24.2	67
DeAndre Smelter, GT	SR	87	12	35	715	7	71	20.4	59.6
Jarrod West, SU	SR	94	12	49	700	0	51	14.3	58.3
Ryan Switzer, NC	SO	96	13	61	757	4	75	12.4	58.2
Clive Walford, UM	SR	102	12	44	676	7	61	15.4	56.3

## Passing Efficiency (minimum 15 attempts per game)

Player, School	Cl.	NCAA	G	Att.	Cmp.	Int.	Pct.	Yds.	TD	Eff.
Brad Kaaya, UM	FR	22	13	378	221	12	58.5	3198	26	145.9
Jameis Winston, FS	SO	27	13	467	305	18	65.3	3907	25	145.5
Chad Voytik, UP	SO	40	13	287	176	7	61.3	2233	16	140.2
Jacoby Brissett, ST	JR	46	13	370	221	5	59.7	2606	23	136.7
Marquise Williams, NC	JR	48	13	428	270	9	63.1	3068	21	135.3
Tyler Murphy, BC	SR	62	13	230	131	10	57	1623	13	126.2
Cole Stoudt, CU	SR	79	13	302	191	10	63.2	1892	9	119.1
Michael Brewer, VT	JR	85	13	441	262	15	59.4	2692	18	117.4
Anthony Boone, DU	SR	86	13	453	255	8	56.3	2700	19	116.7
Greyson Lambert, VA	SO	90	10	261	154	11	59	1632	10	115.7

## Total Offense per game

Player, School	Cl.	NCAA	G	Rush	Pass	Plays	Total	Yds./G
Jameis Winston, FS	SO	15	13	65	3907	524	3972	305.5
Marquise Williams, NC	JR	18	13	788	3068	621	3856	296.6
Jacoby Brissett, ST	JR	51	13	529	2606	494	3135	241.2
Anthony Boone, DU	SR	58	13	375	2700	547	3075	236.5
Brad Kaaya, UM	FR	60	13	-131	3198	405	3067	235.9
Tyler Murphy, BC	SR	73	13	1184	1623	411	2807	215.9
Chad Voytik, UP	SO	78	13	466	2233	395	2699	207.6
Michael Brewer, VT	JR	79	13	-5	2692	521	2687	206.7
Justin Thomas, GT	SO	82	14	1086	1719	377	2805	200.4
Greyson Lambert, VA	SO	94	10	-6	1632	296	1626	162.6

## Top 2014 Individual Performances

### Total Offense

463	Deshaun Watson, CU	S27
	Marquise Williams, NC	O18
435	Marquise Williams, NC	O11
398	Jameis Winston, FS	O30
	Marquise Williams, NC	N15
397	Jacoby Brissett, ST	S27
387	Kyle Bolin, UL	N29
379	Jameis Winston, FS	A30
375	Terrel Hunt, SU	S20
374	Marquise Williams, NC	N22

### Rushing Yardage

263	James Conner, UP	N1
249	Duke Johnson, UM	O25
245	Shaun Wilson, DU	S13
220	James Conner, UP	N15
214	James Conner, UP	S5
191	Tyler Murphy, BC	S13
	Wayne Gallman, CU	N29
177	James Conner, UP	S13
	Duke Johnson, UM	N1
	Dalvin Cook, FS	D6

### Passing Yardage

435	Deshaun Watson, CU	S27
401	Jameis Winston, FS	N1
390	Marquise Williams, NC	O18
381	Kyle Bolin, UL	N29
370	Jameis Winston, FS	A30
365	Jameis Winston, FS	S27
359	Brad Kaaya, UM	S20
	Jacoby Brissett, ST	S27
345	Marquise Williams, NC	S27
	Michael Brewer, VT	N1

### Receiving Yardage

214	DeVante Parker, UL	O30
203	Rashad Greene, FS	A30
201	Phillip Dorsett, UM	S13
185	Artavis Scott, CU	N29
180	DeVante Parker, UL	N29
174	James Quick, UL	S20
165	Jamison Crowder, DU	N1
164	Artavis Scott, CU	S6
161	Jarrod West, SU	N1
160	Tyler Boyd, UP	N15

### All-Purpose Yardage

286	Duke Johnson, UM	O25
263	James Conner, UP	N1
262	Tyler Boyd, UP	N29
252	Shaun Wilson, DU	S13
242	Tyler Boyd, UP	N1
235	James Quick, UL	S20
226	Duke Johnson, UM	N1
224	Tyler Boyd, UP	N15
220	James Conner, UP	N15
	Dalvin Cook, FS	D6

### Pass Receptions

13	Rashad Greene, FS	N8
11	Rashad Greene, FS	A30
11	Rashad Greene, FS	S27
10	Artavis Scott, CU	O18
10	Tyler Boyd, UP	S20
10	Artavis Scott, CU	O11
9	Eleven tied	J2



# 2014 ACC INDIVIDUAL STATISTICS

## Scoring (TDs)

Player, School	G	TD	Pts	Avg.
James Conner.....UP	26	156	12	
Marquise Williams.....NC	14	84	6.5	
Matt Dayes.....ST	13	80	6.2	
Karlos Williams.....FS	12	72	6	
Duke Johnson.....UM	13	78	6	
Jon Hilliman.....BC	13	78	6	
Brandon Radcliff.....UL	12	72	5.5	
Tyler Murphy.....BC	11	66	5.1	
Zach Laskey.....GT	10	60	5	
Shadrach Thornton.....ST	10	60	4.6	

## Scoring (Kick)

Player, School	G	PAT	FG	Pts	Avg.
Roberto Aguayo, FS.....14	55	55	27	30	136.....9.7
Ian Frye, VA.....12	34	35	22	27	100.....8.3
Ross Martin, DU.....13	50	50	19	21	107.....8.2
Ammon Lakip, CU.....13	43	44	21	28	106.....8.2
Chris Blewitt, UP.....13	50	51	16	21	98.....7.5
John Wallace, UL.....13	50	50	15	19	95.....7.3
Joey Slye, VT.....13	33	34	20	28	93.....7.2
Harrison Butker, GT.....14	65	66	11	18	98.....7
Michael Badgley, UM.....11	34	38	14	18	76.....6.9
Niklas Sade, ST.....13	46	48	12	17	82.....6.3

## Field Goal Percentage (Minimum 10 attempts)

Player, School	G	FG	FGA	Pct.
Ross Martin, DU.....13	19	21	90.5	
Roberto Aguayo, FS.....14	27	30	90	
Ian Frye, VA.....12	22	27	81.5	
Cole Murphy, SU.....12	13	16	81.2	
John Wallace, UL.....13	15	19	78.9	
Mike Weaver, WF.....12	15	19	78.9	
Michael Badgley, UM.....11	14	18	77.8	
Chris Blewitt, UP.....13	16	21	76.2	
Ammon Lakip, CU.....13	21	28	75	
Joey Slye, VT.....13	20	28	71.4	

## PAT Percentage

Player, School	G	Md.	Att.	Pct.
Roberto Aguayo, FS.....14	55	55	100	
John Wallace, UL.....13	50	50	100	
Ross Martin, DU.....13	50	50	100	
Harrison Butker, GT.....14	65	66	98.5	
Chris Blewitt, UP.....13	50	51	98	
Ammon Lakip, CU.....13	43	44	97.7	
Ian Frye, VA.....12	34	35	97.1	
Joey Slye, VT.....13	33	34	97.1	
Niklas Sade, ST.....13	46	48	95.8	
Nick Weiler, NC.....13	35	37	94.6	

## All-Purpose Yards per game

Player, School	Cl.	NCAA	G	Run	Rec.	PR	KR	Yds.	Yds./G
Duke Johnson, UM.....JR	7	13	1652	421	0	0	2073	159.5	
Tyler Boyd, UP.....SO	14	13	63	1261	162	442	1928	148.3	
James Conner, UP.....SO	20	13	1765	70	0	0	1835	141.2	
Rashad Greene, FS.....SR	68	14	-2	1365	160	0	1523	108.8	
Darius Jennings, VA.....SR	71	11	75	489	0	632	1196	108.7	
Myles Willis, BC.....SO	83	13	459	18	0	895	1372	105.5	
Jamison Crowder, DU.....SR	87	13	9	1044	280	26	1359	104.5	
Matt Dayes, ST.....SO	98	13	573	321	0	384	1278	98.3	
Dalvin Cook, FS.....FR	115	13	1008	203	0	0	1211	93.2	
Tyler Murphy, BC.....SR	121	13	1184	0	0	0	1184	91.1	

## Scoring per game

Player, School	Cl.	NCAA	G	TD	PAT	FG	2PAT	Pts	Pts./G
James Conner, UP.....SO	4	13	26	0	0	0	0	156	12.0
Roberto Aguayo, FS.....SO	13	14	0	55	27	0	0	136	9.7
Ian Frye, VA.....JR	31	12	0	34	22	0	0	100	8.3
Ross Martin, DU.....JR	34	13	0	50	19	0	0	107	8.2
Ammon Lakip, CU.....JR	38	13	0	43	21	0	0	106	8.2
Chris Blewitt, UP.....SO	55	13	0	50	16	0	0	98	7.5
John Wallace, UL.....JR	69	13	0	50	15	0	0	95	7.3
Joey Slye, VT.....FR	75	13	0	33	20	0	0	93	7.2
Harrison Butker, GT.....SO	82	14	0	65	11	0	0	98	7.0
Michael Badgley, UM.....FR	91	11	0	34	14	0	0	76	6.9

## Field Goals per game

Player, School	Cl.	NCAA	G	FG	FGA	LG	Pct.	FG/G
Roberto Aguayo, FS.....SO	3	14	27	30	53	90		1.93
Ian Frye, VA.....JR	5	12	22	27	47	81.5		1.83
Ammon Lakip, CU.....JR	14	13	21	28	49	75		1.62
Joey Slye, VT.....FR	19	13	20	28	49	71.4		1.54
Ross Martin, DU.....JR	23	13	19	21	49	90.5		1.46
Michael Badgley, UM.....FR	40	11	14	18	48	77.8		1.27
Mike Weaver, WF.....FR	43	12	15	19	50	78.9		1.25
Chris Blewitt, UP.....SO	45	13	16	21	52	76.2		1.23
John Wallace, UL.....JR	56	13	15	19	51	78.9		1.15
Cole Murphy, SU.....FR	63	12	13	16	50	81.2		1.08

## Punting Average

Player, School	Cl.	NCAA	G	No.	Yds.	LG	Avg.
Wil Baumann, ST.....SR	6	13	60	2724	67	45.4	
Alexander Kinal, WF.....JR	21	12	81	3535	73	43.6	
Will Monday, DU.....JR	27	13	59	2537	65	43	
Justin Vogel, UM.....SO	32	13	52	2227	65	42.8	
Bradley Pinion, CU.....JR	35	13	75	3194	60	42.6	
Alex Howell, BC.....SR	38	13	65	2764	62	42.5	
Alec Vozenilek, VA.....SR	40	12	58	2463	62	42.5	
Riley Dixon, SU.....SR	41	12	75	3182	60	42.4	
Tommy Hibbard, NC.....SR	70	12	64	2628	56	41.1	
Cason Beatty, FS.....JR	--	14	48	1966	67	41	

## Kickoff Returns (minimum 1.2 returns per game)

Player, School	Cl.	NCAA	G	No.	Yds.	TD	Long	Avg
Tyler Boyd, UP.....SO	10	13	16	442	0	64	27.6	
Darius Jennings, VA.....SR	12	11	23	632	0	86	27.5	
Myles Willis, BC.....SO	15	13	34	895	1	95	26.3	
DeVon Edwards, DU.....SO	20	13	29	745	1	99	25.7	
T.J. Logan, NC.....SO	25	13	16	405	0	74	25.3	
Jamal Golden, GT.....JR	43	14	30	710	0	68	23.7	
Stacy Coley, UM.....SO	62	12	24	541	0	41	22.5	
T.J. Green, CU.....SO	81	11	21	445	0	30	21.2	
Kermit Whitfield, FS.....SO	86	14	32	665	0	35	20.8	
John Armstrong, WF.....SO	97	9	22	447	0	56	20.3	

# 2014 ACC INDIVIDUAL STATISTICS



## Punt Returns (minimum 1.2 returns per game)

Player, School	Cl.	NCAA	G	No.	Yds.	TD	Long	Avg.
Jamison Crowder, DU	SR	6	13	22	280	2	68	12.7
Tyler Boyd, UP	SO	21	13	16	162	0	45	10.1
James Quick, UL	SO	42	12	20	148	0	24	7.4
Jared Crump, WF	SO	43	12	18	130	0	32	7.2
Stacy Coley, UM	SO	44	12	15	105	0	29	7
Greg Stroman, VT	FR	45	13	36	249	0	38	6.9
Adam Humphries, CU	SR	49	13	31	178	1	72	5.7
Ryan Switzer, NC	SO	54	13	37	172	0	31	4.6
Khalek Shepherd, VA	SR	55	12	26	115	0	20	4.4

## Interceptions per game

Player, School	Cl.	NCAA	G	Int.	Yds.	TD	Long	Int./G
Gerod Holliman, UL	SO	1	13	14	245	1	65	1.08
Josh Jones, ST	FR	32	12	4	37	0	36	0.33
James Sample, UL	JR	45	13	4	36	0	24	0.31
Jamal Golden, GT	JR	45	14	4	87	1	85	0.29
D.J. White, GT	JR	45	14	4	48	1	48	0.29
Brian Walker, NC	SO	72	11	3	149	1	100	0.27
Maurice Canady, VA	JR	72	12	3	69	1	69	0.25
Merrill Noel, WF	SR	72	12	3	30	0	26	0.25
Quin Blanding, VA	FR	72	12	3	6	0	6	0.25
Brandon Reddish, SU	SR	72	12	3	0	0	0	0.25

## Tackles per game

Player	Cl.	NCAA	G	Solo	Assist	Total	PG
David Helton, DU	SR	15	13	50	84	134	10.3
Quin Blanding, VA	FR	17	12	60	63	123	10.2
DeVon Edwards, DU	SO	18	13	77	56	133	10.2
Ryan Janvion, WF	SO	27	12	54	61	115	9.6
Brandon Chubb, WF	JR	36	12	53	56	109	9.1
Anthony Harris, VA	SR	39	12	49	59	108	9
Reggie Northrup, FS	JR	53	14	61	61	122	8.7
Jeremy Cash, DU	JR	62	13	68	43	111	8.5
Paul Davis, GT	SO	65	14	82	37	119	8.5
Denzel Perryman, UM	SR	68	13	79	31	110	8.5
Marquel Lee, WF	SO	71	12	39	62	101	8.4
Cameron Lynch, SU	SR	90	12	69	28	97	8.1
Terrance Smith, FS	JR	140	12	48	39	87	7.2
Daquan Romero, VA	SR	145	12	38	48	86	7.2
James Sample, UL	JR	169	13	74	16	90	6.9
Kyshoen Jarrett, VT	SR	179	13	52	36	88	6.8
Keith Kelsey, UL	SO	190	13	60	27	87	6.7
Nate Andrews, FS	SO	195	14	66	27	93	6.6
Quayshawn Nealy, GT	SR	--	14	57	35	92	6.6
Jerod Fernandez, ST	FR	--	12	32	46	78	6.5
Henry Coley, VA	SR	--	12	42	34	76	6.3
Anthony Gonzalez, UP	SR	--	13	62	19	81	6.2
Hakim Jones, ST	JR	--	13	47	33	80	6.2
Tim Scott, NC	SR	--	13	52	26	78	6
Des Lawrence, NC	SO	--	12	46	25	71	5.9
Dyshawyn Davis, SU	SR	--	12	53	18	71	5.9
Justin Simmons, BC	JR	--	13	63	13	76	5.8
Rodman Noel, ST	SR	--	13	44	32	76	5.8
Stephone Anthony, CU	SR	--	13	45	30	75	5.8
Jeff Schoettmer, NC	JR	--	13	44	30	74	5.7
Deon Clarke, VT	JR	--	13	30	44	74	5.7
P.J. Williams, FS	JR	--	13	52	22	74	5.7
Durell Eskridge, SU	JR	--	12	47	21	68	5.7
Jalen Ramsey, FS	SO	--	14	45	34	79	5.6
Chuck Clark, VT	SO	--	13	50	23	73	5.6
Todd Thomas, UP	SR	--	13	49	24	73	5.6
Isaiah Johnson, GT	SR	--	13	51	21	72	5.5
Dadi Nicolas, VT	JR	--	13	33	39	72	5.5
Detrick Bonner, VT	SR	--	13	41	31	72	5.5
Steven Daniels, BC	JR	--	13	44	28	72	5.5
Matt Galambos, UP	SO	--	13	43	29	72	5.5
James Burgess, UL	JR	--	13	43	28	71	5.5
Travis Hughes, NC	SR	--	12	34	31	65	5.4
Manuel Asprilla, BC	SR	--	13	56	14	70	5.4
Deondre Singleton, DU	SO	--	13	41	29	70	5.4
Bryon Fields, DU	SO	--	13	41	29	70	5.4
C.J. France, DU	SR	--	11	27	32	59	5.4
Zachary Allen, WF	SR	--	12	34	30	64	5.3
Robert Smith, CU	SR	--	13	50	19	69	5.3

## Quarterback Sacks

Player, Team	Cl.	NCAA	G	Tot.	Avg./G
Vic Beasley, CU	SR	13	12	12	0.92
Ken Ekanem, VT	SO	13	9.5	0.73	
Dadi Nicolas, VT	JR	13	9	0.69	
Max Valles, VA	SO	12	9	0.75	
Sheldon Rankins, UL	JR	13	8	0.62	
Henry Coley, VA	SR	12	8	0.67	
Eli Harold, VA	JR	12	7	0.58	
Cameron Lynch, SU	SR	12	7	0.58	
Art Norman, ST	SR	13	6.5	0.5	
Lorenzo Mauldin, UL	SR	12	6.5	0.54	

## Tackles for Loss

Player, Team	Cl.	NCAA	G	Tot.	Avg./G
Vic Beasley, CU	SR	13	21.5	1.65	
Dadi Nicolas, VT	JR	13	18.5	1.42	
Mike Rose, ST	JR	13	15	1.15	
Eli Harold, VA	JR	12	14.5	1.21	
Ken Ekanem, VT	SO	13	14.5	1.12	
Sheldon Rankins, UL	JR	13	13.5	1.04	
Lorenzo Mauldin, UL	SR	12	13	1.08	
Max Valles, VA	SO	12	12.5	1.04	
Henry Coley, VA	SR	12	12.5	1.04	
Rodman Noel, ST	SR	13	12	0.92	

## Passes Defended

Player, School	Cl.	G	Tot.	Avg./G
Kendall Fuller, VT	SO	13	17	1.31
Gerod Holliman, UL	SO	13	17	1.31
Maurice Canady, VA	JR	12	15	1.25
Garry Peters, CU	SR	12	13	1.08
Anthony Harris, VA	SR	12	12	1
Jalen Ramsey, FS	SO	14	14	1
Chuck Clark, VT	SO	13	12	0.92
Jack Tocho, ST	SO	13	12	0.92
James Sample, UL	JR	13	12	0.92
Charles Gaines, UL	JR	13	12	0.92

## Fumbles Caused

Player, School	Cl.	G	FF	Avg./G
Deon Bush, UM	JR	12	5	0.42
DeVon Edwards, DU	SO	13	5	0.38
Jeremy Cash, DU	JR	13	4	0.31
Max Valles, VA	SO	12	3	0.25
Dyshawyn Davis, SU	SR	12	3	0.25
Mike Rose, ST	JR	13	3	0.23
Denzel Perryman, UM	SR	13	3	0.23
Paul Davis, GT	SO	14	3	0.21
Jamal Golden, GT	JR	14	3	0.21
Kwontie Moore, VA	JR	10	2	0.2

## Fumbles Recovered

Player, School	Cl.	G	FR	Avg./G
Taylor Harris, WF	JR	10	4	0.4
Mike Moore, VA	JR	12	3	0.25
B.J. Goodson, CU	JR	12	3	0.25
Dominique Green, NC	SO	12	3	0.25
Quayshawn Nealy, GT	SR	14	3	0.21
Matt Milano, BC	SO	11	2	0.18
Hunter Williams, WF	JR	12	2	0.17
Eli Harold, VA	JR	12	2	0.17
Ryan Janvion, WF	SO	12	2	0.17
Daquan Romero, VA	SR	12	2	0.17



# 2014 ACC TEAM STATISTICS

## Total Offense

School	NCAA	G	Run	Pass	Plays	Yds.	Yds./P	TD	Avg./G
Georgia Tech	19	14	4789	1882	993	6671	6.7	66	476.5
Florida State	35	14	1933	4246	967	6179	6.4	53	441.4
Pitt	40	13	3243	2417	918	5660	6.2	52	435.4
Miami	44	13	2345	3249	837	5594	6.7	45	430.3
North Carolina	45	13	1973	3614	1005	5587	5.6	55	429.8
NC State	57	13	2659	2652	889	5311	6.0	50	408.5
Clemson	58	13	1904	3404	990	5308	5.4	43	408.3
Duke	66	13	2364	2814	963	5178	5.4	47	398.3
Louisville	69	13	1855	3276	939	5131	5.5	49	394.7
Boston College	80	13	3311	1681	878	4992	5.7	44	384.0
Virginia	87	12	1653	2837	883	4490	5.1	31	374.2
Virginia Tech	96	13	1919	2826	962	4745	4.9	31	365.0
Syracuse	113	12	1750	2209	807	3959	4.9	18	329.9
Wake Forest	125	12	479	2116	768	2595	3.4	16	216.2

## Total Defense

School	NCAA	G	Rush	Pass	Plays	Yds.	Avg.	TD	Yds./G
Clemson	1	13	1344	2046	841	3390	4.0	23	260.8
Louisville	6	13	1429	2595	844	4024	4.8	26	309.5
Boston College	11	13	1228	2987	822	4215	5.1	34	324.2
Miami	14	13	1797	2488	895	4285	4.8	35	329.6
Virginia Tech	21	13	1882	2587	868	4469	5.1	28	343.8
Syracuse	26	12	1671	2519	838	4190	5.0	28	349.2
Virginia	28	12	1448	2790	825	4238	5.1	30	353.2
Pitt	33	13	2091	2586	837	4677	5.6	43	359.8
Wake Forest	40	12	2192	2239	849	4431	5.2	32	369.2
NC State	46	13	2189	2661	926	4850	5.2	40	373.1
Florida State	61	14	2382	3175	1008	5557	5.5	43	396.9
Duke	67	13	2508	2688	985	5196	5.3	33	399.7
Georgia Tech	79	14	2346	3412	911	5758	6.3	43	411.3
North Carolina	117	13	3126	3346	991	6472	6.5	64	497.8

## Rushing Offense

School	NCAA	G	Att.	Yds.	Avg.	TD	Yds./G
Georgia Tech	1	14	790	4789	6.1	47	342.1
Boston College	14	13	635	3311	5.2	31	254.7
Pitt	15	13	610	3243	5.3	35	249.5
NC State	37	13	508	2659	5.2	26	204.5
Duke	46	13	492	2364	4.8	24	181.8
Miami	48	13	446	2345	5.3	19	180.4
North Carolina	81	13	496	1973	4.0	26	151.8
Virginia Tech	86	13	506	1919	3.8	12	147.6
Clemson	88	13	539	1904	3.5	20	146.5
Syracuse	90	12	424	1750	4.1	12	145.8
Louisville	92	13	511	1855	3.6	28	142.7
Florida State	95	14	451	1933	4.3	27	138.1
Virginia	97	12	451	1653	3.7	13	137.8
Wake Forest	124	12	383	479	1.3	4	39.9

## Rushing Defense

School	NCAA	G	Att.	Yds.	Avg.	TD	Yds./G
Boston College	2	13	399	1228	3.1	14	94.5
Clemson	5	13	453	1344	3.0	11	103.4
Louisville	10	13	434	1429	3.3	12	109.9
Virginia	18	12	431	1448	3.4	11	120.7
Miami	30	13	498	1797	3.6	21	138.2
Syracuse	31	12	493	1671	3.4	9	139.2
Virginia Tech	39	13	484	1882	3.9	15	144.8
Pitt	55	13	465	2091	4.5	26	160.8
Georgia Tech	62	14	463	2346	5.1	24	167.6
NC State	65	13	521	2189	4.2	21	168.4
Florida State	71	14	573	2382	4.2	21	170.1
Wake Forest	81	12	501	2192	4.4	20	182.7
Duke	92	13	564	2508	4.4	19	192.9
North Carolina	117	13	599	3126	5.2	33	240.5

## Passing Offense

School	NCAA	G	Att.	Cmp.	Int.	Pct.	Yds.	Avg.	TD	Yds./G
Florida State	14	14	516	330	20	64.0	4246	8.2	26	303.3
North Carolina	27	13	509	315	13	61.9	3614	7.1	29	278.0
Clemson	38	13	451	292	12	64.7	3404	7.5	23	261.8
Louisville	46	13	428	237	10	55.4	3276	7.7	21	252.0
Miami	47	13	391	227	12	58.1	3249	8.3	26	249.9
Virginia	57	12	432	248	16	57.4	2837	6.6	18	236.4
Virginia Tech	75	13	456	271	15	59.4	2826	6.2	19	217.4
Duke	77	13	471	268	8	56.9	2814	6.0	23	216.5
NC State	82	13	381	224	6	58.8	2652	7.0	24	204.0
Pitt	102	13	308	188	7	61.0	2417	7.8	17	185.9
Syracuse	103	12	383	207	17	54.0	2209	5.8	6	184.1
Wake Forest	107	12	385	225	14	58.4	2116	5.5	12	176.3
Georgia Tech	121	14	203	106	6	52.2	1882	9.3	19	134.4
Boston College	122	13	243	135	10	55.6	1681	6.9	13	129.3

## Passing Defense

School	NCAA	G	Att.	Cmp.	Int.	Pct.	Yds.	Avg.	TD	Yds./G
Clemson	13	13	388	194	12	50.0	2046	5.3	12	157.4
Wake Forest	12	12	348	211	6	60.6	2239	6.4	12	186.6
Miami	13	13	397	229	10	57.7	2488	6.3	14	191.4
Pitt	13	13	372	199	10	53.5	2586	7.0	17	198.9
Virginia Tech	13	13	384	183	12	47.7	2587	6.7	13	199.0
Louisville	13	13	410	221	26	53.9	2595	6.3	14	199.6
NC State	13	13	405	226	10	55.8	2661	6.6	19	204.7
Duke	13	13	421	235	11	55.8	2688	6.4	14	206.8
Syracuse	12	12	345	225	8	65.2	2519	7.3	19	209.9
Florida State	14	14	435	248	14	57.0	3175	7.3	22	226.8
Boston College	13	13	423	264	9	62.4	2987	7.1	20	229.8
Virginia	12	12	394	218	15	55.3	2790	7.1	19	232.5
Georgia Tech	14	14	448	282	18	62.9	3412	7.6	19	243.7
North Carolina	13	13	392	230	12	58.7	3346	8.5	31	257.4

## Scoring Offense

School	NCAA	G	TD	XP	2XP	DXP	FG	Saf.	Pts.	Avg.
Georgia Tech	11	14	72	65	0	0	11	0	530	37.9
Florida State	33	14	56	55	0	0	27	0	472	33.7
North Carolina	36	13	60	52	1	0	6	0	432	33.2
Duke	40	13	52	50	0	0	19	1	421	32.4
Pitt	43	13	52	50	0	0	16	2	414	31.8
Louisville	50	13	51	50	0	0	15	2	405	31.2
Clemson	51	13	48	46	0	0	21	2	401	30.8
NC State	55	13	51	46	2	0	12	0	392	30.2
Miami	59	13	47	40	1	0	18	1	380	29.2
Boston College	83	13	45	35	0	0	12	0	341	26.2
Virginia	85	12	35	34	0	0	22	0	310	25.8
Virginia Tech	93	13	36	33	1	0	20	1	313	24.1
Syracuse	118	12	22	20	0	0	17	1	205	17.1
Wake Forest	124	12	19	19	0	0	15	0	178	14.8

## Scoring Defense

School	NCAA	G	TD	XP	2XP	DXP	Saf.	Pts.	Avg.	
Clemson	3	13	27	22	0	0	11	0	217	16.7
Virginia Tech	14	13	30	28	0	0	18	0	262	20.2
Boston College	21	13	34	34	0	0	13	0	277	21.3
Louisville	24	13	31	26	1	0	23	0	283	21.8
Duke	24	13	34	28	0	0	17	0	283	21.8
Virginia	32	12	36	34	0	0	13	0	289	24.1
Miami	36	13	40	37	0	0	13	0	316	24.3
Syracuse	37	12	33	31	1	0	19	2	292	24.3
Florida State	49	14	44	38	1	0	18	0	358	25.6
Georgia Tech	52	14	44	38	2	0	18	0	360	25.7
Pitt	58	13	45	36	2	0	10	1	342	26.3
Wake Forest	61	12	38	35	0	0	18	0	317	26.4
NC State	65	13	44	42	0	0	15	0	351	27.0
North Carolina	116	13	67	61	1	0	12	3	507	39.0

## Kickoff Returns

School	NCAA	G	Ret.	Yds.	TD	Avg.
Boston College	4	13	35	910	1	26.0
Virginia	7	12	35	885	0	25.3
Duke	8	13	36	909	1	25.2
Pitt	38	13	41	909	0	22.2
Georgia Tech	47	14	41	892	0	21.8
North Carolina	56	13	49	1046	0	21.3
Louisville	59	13	36	758	1	21.1
Miami	80	13	35	704	0	20.1
Florida State	87	14	49	971	0	19.8
Virginia Tech	100	13	37	702	0	19.0
Clemson	115	13	29	544	0	18.8
Wake Forest	116	12	36	664	0	18.4
NC State	118	13	36	658	0	18.3
Syracuse	119	12	35	637	0	18.2

## Punt Returns

School	NCAA	G	Ret.	Yds.	TD	Avg.
Duke	10	13	24	325	2	13.5
Florida State	23	14	17	179	0	10.5
Wake Forest	50	12	19	165	1	8.7
Syracuse	54	12	20	167	0	8.4
Georgia Tech	58	14	12	97	0	8.1
Boston College	63	13	16	125	0	7.8
Louisville	69	13	37	274	0	7.4
Pitt	71	13	23	169	0	7.3
Virginia Tech	76	13	45	315	1	7.0
Miami	87	13	22	145	1	6.6
Clemson	98	13	35	199	1	5.7
North Carolina	112	13	38	173	0	4.

# 2014 ACC TEAM STATISTICS



		Net Punting					
School	NCAA	G	No.	Yds.	Avg./P	PR	Avg. TBg Net/P
Wake Forest	4	12	81	3535	43.6	89	1.1 0 42.5
Miami	13	13	52	2227	42.8	101	1.9 1 40.5
NC State	14	13	60	2724	45.4	217	3.6 4 40.5
Duke	21	13	59	2537	43	33	0.6 8 39.7
Clemson	22	13	78	3306	42.4	174	2.2 2 39.6
North Carolina	35	13	69	2784	40.3	58	0.8 3 38.6
Florida State	45	14	48	1966	41	92	1.9 2 38.2
Boston College	52	13	66	2764	41.9	181	2.7 4 37.9
Virginia Tech	55	13	83	3314	39.9	89	1.1 4 37.9
Pitt	71	13	50	2003	40.1	66	1.3 4 37.1
Syracuse	79	12	76	3182	41.9	329	4.3 4 36.5
Georgia Tech	96	14	32	1285	40.2	105	3.3 2 35.6
Louisville	105	13	73	2909	39.8	301	4.1 5 34.4
Virginia	115	12	62	2500	40.3	252	4.1 8 33.7

		3rd Down Conversions - Offense			
School	NCAA	G	Conv.	Att.	Pct.
Georgia Tech	1	14	99	171	57.9
Pitt	21	13	79	170	46.5
NC State	26	13	81	177	45.8
Florida State	28	14	80	175	45.7
North Carolina	43	13	84	198	42.4
Clemson	50	13	93	222	41.9
Virginia	51	12	82	196	41.8
Duke	52	13	84	201	41.8
Louisville	73	13	78	198	39.4
Virginia Tech	77	13	83	213	39
Miami	92	13	60	163	36.8
Boston College	97	13	64	177	36.2
Syracuse	109	12	61	179	34.1
Wake Forest	123	12	52	183	28.4

		Quarterback Sacks			
School	NCAA	G	Sacks	Yds.	Per/gm
Virginia Tech	3	13	48	352	3.69
Clemson	6	13	44	350	3.38
Louisville	9	13	40	303	3.08
Virginia	20	12	34	227	2.83
Boston College	33	13	33	224	2.54
NC State	46	13	30	236	2.31
Duke	48	13	29	227	2.23
Wake Forest	52	12	28	178	2.33
Miami	55	13	27	193	2.08
Syracuse	68	12	27	181	2.25
North Carolina	92	13	22	128	1.69
Georgia Tech	102	14	20	127	1.43
Pitt	105	13	19	133	1.46
Florida State	114	14	17	136	1.21

		Time of Possession		
School	NCAA	G	Total Time	Avg./G
Georgia Tech	3	14	478:12	34:09
Pitt	5	13	439:38	33:49
Boston College	10	13	430:18	33:06
Louisville	15	13	422:51	32:31
Virginia	22	12	379:47	31:38
Clemson	32	13	408:03	31:23
Virginia Tech	33	13	405:38	31:12
NC State	71	13	383:23	29:29
Miami	78	13	383:19	29:29
Duke	80	13	378:28	29:06
Florida State	87	14	405:13	28:56
Wake Forest	93	12	344:32	28:42
Syracuse	120	12	320:13	26:41
North Carolina	125	13	331:09	25:28

		First Downs					
School	NCAA	G	Rush	Pass	Pen.	Total	Avg.
Georgia Tech	7	14	259	78	13	350	25.00
Florida State	16	14	111	187	24	322	23.00
North Carolina	22	13	128	158	25	311	23.92
Pitt	26	13	182	107	19	308	23.69
Duke	46	13	133	130	23	286	22.00
NC State	49	13	140	122	20	282	21.69
Clemson	61	13	105	145	17	267	20.54
Louisville	66	13	116	133	16	265	20.38
Virginia Tech	70	13	105	130	26	261	20.08
Miami	72	13	114	127	17	258	19.85
Boston College	85	13	157	73	18	248	19.08
Virginia	94	12	86	136	19	241	20.08
Syracuse	114	12	92	93	17	202	16.83
Wake Forest	125	12	51	102	19	172	14.33

		Turnover Margin			Gained			Lost		
School	NCAA	G	Fum.	Int.	Tot.	Fum.	Int.	Tot.	Mar.	Per/G
Georgia Tech	14	14	11	18	29	12	6	18	11	0.79
Duke	33	13	10	11	21	7	8	15	6	0.46
Clemson	33	13	12	12	24	6	12	18	6	0.46
Virginia	36	12	14	15	29	8	16	24	5	0.42
NC State	37	13	10	10	20	9	6	15	5	0.38
Louisville	43	13	4	26	30	16	10	26	4	0.31
Boston College	57	13	5	9	14	3	10	13	1	0.08
North Carolina	59	13	11	12	23	10	13	23	0	0
Miami	66	13	13	10	23	12	12	24	-1	-0.08
Syracuse	69	12	12	8	20	4	17	21	-1	-0.08
Wake Forest	76	12	13	6	19	7	14	21	-2	-0.17
Virginia Tech	89	13	10	12	22	11	15	26	-4	-0.31
Pitt	95	13	4	10	14	12	7	19	-5	-0.38
Florida State	101	14	12	14	26	12	20	32	-6	-0.43

		3rd Down Conversions - Defense			
School	NCAA	G	Conv.	Att.	Pct.
Georgia Tech	1	14	99	171	57.9
Pitt	4	13	79	170	46.5
NC State	10	13	81	177	45.8
Florida State	15	14	80	175	45.7
North Carolina	40	13	84	198	42.4
Clemson	53	13	93	222	41.9
Virginia	54	12	82	196	41.8
Duke	57	13	84	201	41.8
Louisville	63	13	78	198	39.4
Virginia Tech	78	13	83	213	39
Miami	103	13	60	163	36.8
Boston College	114	13	64	177	36.2
Syracuse	121	12	61	179	34.1
Wake Forest	122	12	52	183	28.4

		Quarterback Sacks Allowed			
School	NCAA	G	Sacks	Yds.	Avg.
Georgia Tech	2	14	11	65	0.79
Duke	8	13	13	91	1.00
Virginia	19	12	16	134	1.33
Boston College	29	13	21	153	1.62
Pitt	29	13	21	148	1.62
Miami	29	13	21	156	1.62
Florida State	35	14	23	187	1.64
Syracuse	56	12	24	183	2.00
Clemson	64	13	27	196	2.08
North Carolina	70	13	28	213	2.15
NC State	80	13	29	192	2.23
Virginia Tech	98	13	34	279	2.62
Louisville	114	13	41	307	3.15
Wake Forest	124	12	48	352	4.00

		Penalty Yards				
School	NCAA	G	No.	Yds.	Avg./G	
Clemson	10	13	52	450	34.6	
Boston College	16	13	58	498	38.3	
Duke	18	13	64	503	38.7	
Georgia Tech	33	14	69	576	41.1	
NC State	35	13	63	558	42.9	
Florida State	37	14	87	668	47.7	
Wake Forest	54	12	60	574	47.8	
Louisville	63	13	90	641	49.3	
Pitt	71	13	83	695	53.5	
Virginia	73	12	78	693	57.8	
Virginia Tech	85	13	98	766	58.9	
Syracuse	97	12	86	717	59.8	
North Carolina	105	13	99	821	63.2	
Miami	107	13	93	827	63.6	

		First Downs Allowed					
School	NCAA	G	Rush	Pass	Pen.	Total	Avg.
Clemson	1	13	86	81	18	185	14.23
Louisville	3	13	74	110	15	199	15.31
Virginia Tech	10	13	95	105	16	216	16.62
Boston College	18	13	77	135	13	225	17.31
Virginia	18	12	83	118	24	225	18.75
Wake Forest	24	12	114	94	23	231	19.25
Syracuse	30	12	100	120	20	240	20.00
Pitt	37	13	118	112	16	246	18.92
Miami	44	13	112	109	29	250	19.23
NC State	74	13	138	116	15	269	20.69
Duke	96	13	152	118	15	285	21.92
Florida State	105	14	146	131	18	295	21.07
Georgia Tech	107	14	125	160	15	300	21.43
North Carolina	116	13	154	138	24	316	24.31



# 2015 ACC ACTIVE CAREER LEADERS

## POINTS (Overall)

Pl.	Name, School, Class	Pts.
1.	Ross Martin, DU	310
2.	Roberto Aguayo, FS	293
3.	James Conner, UP	204
4.	Harrison Butker, GT	181
5.	Chris Blewitt, UP	180
6.	Marquise Williams, NC	144
7.	Ian Frye, VA	133
8.	Quinshad Davis, NC	126
9.	Ammon Lakip, CL	117

## POINTS PER GAME

### (Overall; minimum 100 points)

1.	Roberto Aguayo, FS	10.46
2.	James Conner, UP	8.16
3.	Ross Martin, DU	7.95
4.	John Wallace, UL	7.31
5.	Joey Slye, VT	7.15
6.	Chris Blewitt, UP	6.92
7.	Harrison Butker, GT	6.70
8.	Ammon Lakip, VA	6.16
9.	Ian Frye, VA	4.75
10.	Matt Dayes, ST	4.58

## POINTS By KICKING

1.	Ross Martin, DU	310
2.	Roberto Aguayo, FS	293
3.	Harrison Butker, GT	181
4.	Chris Blewitt, UP	180
5.	Ian Frye, VA	133
6.	Ammon Lakip, CU	117
7.	John Wallace, UL	95
8.	Joey Slye, VT	93
9.	Michael Badgley, UM	76

## POINTS PER GAME

### (Kickers; minimum 75 points)

1.	Roberto Aguayo, FS	10.46
2.	Ross Martin, DU	7.95
3.	John Wallace, UL	7.31
4.	Joey Slye, VT	7.15
5.	Chris Blewitt, UP	6.92
6.	Harrison Butker, GT	6.70
7.	Ammon Lakip, VA	6.16
8.	Ian Frye, VA	4.75

## TOUCHDOWNS (Overall)

1.	James Conner, UP	34
2.	Marquise Williams, NC	24
3.	Quinshad Davis, NC	21
4.	Shadrach Thornton, NCS	18
	Matt Dayes, ST	18
6.	Tyler Boyd, UP	17
7.	Jon Hilliman, BC	13
	Terrel Hunt, SU	13
	Romar Morris, NC	13
10.	Brandon Radcliff, UL	12

## RUSHING TOUCHDOWNS (Overall)

1.	James Conner, UP	34
2.	Marquise Williams, NC	22
3.	Shadrach Thornton, ST	16
4.	Terrel Hunt, SU	13
	Jon Hilliman, BC	13
6.	Matt Dayes, ST	12
	Brandon Radcliff, LO	12
8.	Romar Morris, NC	11
	Gus Edwards, UM	11
10.	Trey Edmunds, VT	10
	Justin Thomas, GT	10

## RUSHING TOUCHDOWNS (Quarterbacks)

1.	Marquise Williams, NC	22
2.	Terrel Hunt, SU	13
3.	Justin Thomas	10
4.	Tim Byerly, GT	9
5.	Thomas Sirk, DU	8
6.	Deshaun Watson, CU	5
	Reggie Bonnafon, UL	2

## TOUCHDOWN RECEPTIONS

1.	Quinshad Davis, NC	21
2.	Tyler Boyd, UP	15
3.	Mike Williams, CU	9

4.	Mack Hollins, NC	8
	Herb Waters, UM	8
	Artavis Scott, CU	8
8.	Stacy Coley, UM	7
	Ryan Switzer, NC	7
	David Reeves, DU	7
	Max McCaffrey, DU	7
	Bucky Hodges, VT	7

## RUSHING ATTEMPTS (Overall)

1.	Shadrach Thornton, ST	483
2.	James Conner, UP	444
3.	Marquise Williams	333
4.	J.C. Coleman, VT	300
5.	Shaquille Powell, DU	224
6.	Justin Thomas, GT	223
7.	Jela Duncan, DU	222
8.	T.J. Logan, NC	212
9.	Jon Hilliman, BC	210
10.	Romar Morris, NC	203

## RUSHING ATTEMPTS (Quarterbacks)

1.	Marquise Williams, NC	333
2.	Justin Thomas, GT	223
3.	Terrel Hunt, SU	158
4.	Jacoby Brissett, ST	124
5.	Chad Voytik, UP	111
6.	John Wolford, WF	104
7.	Michael Brewer, VT	80
8.	Reggie Bonnafon, UL	72
9.	Deshaun Watson, CU	63
10.	Thomas Sirk, DU	47

## RUSHING YARDS

1.	James Conner, UP	2,564
2.	Shadrach Thornton, ST	2,369
3.	Marquise Williams, NC	1,510
4.	Justin Thomas, GT	1,320
5.	J.C. Coleman, VT	1,309
6.	T.J. Logan, NC	1,115
	Jela Duncan, DU	1,115
8.	Shaquille Powell, DU	1,055
9.	Dalvin Cook, FS	1,008
10.	Romar Morris, NC	960

## RUSHING YARDS PER GAME

### (Overall; Minimum 500 yards)

1.	James Conner, UP	102.56
2.	Dalvin Cook, FS	77.54
3.	Shadrach Thornton, ST	69.68
4.	Jon Hilliman, BC	66.15
5.	Wayne Gallman, CU	59.15
6.	Brandon Radcliff, UL	56.69
7.	Justin Thomas, GT	55.00
8.	T.J. Logan, NC	50.68
9.	Shaun Wilson, DU	46.00
10.	Marquise Williams, NC	44.41

## RUSHING YARDS (Quarterbacks)

1.	Marquise Williams, NC	1,510
2.	Justin Thomas, GT	1,320
3.	Terrel Hunt, SU	792
4.	Jacoby Brissett, ST	529
5.	Chad Voytik, UP	492

## RUSHING YARDS PER CARRY

### (Overall; Minimum 500 yards)

1.	Shaun Wilson, DU	7.67
2.	Dalvin Cook, FS	5.93
3.	Justin Thomas, GT	5.9192
4.	Joe Yearby, UM	5.9186
5.	James Conner, UP	5.77
6.	Myles Willis, BC	5.44
7.	T.J. Logan, NC	5.26
8.	Brandon Radcliff, UL	5.12
9.	Jela Duncan, DU	5.02
10.	Terrel Hunt, SU	5.01

## PASSING YARDS

1.	Marquise Williams, NC	4,893
2.	Brad Kaaya, UM	3,198
3.	Michael Brewer, VT	2,692
4.	Terrel Hunt, SU	2,621
5.	Jacoby Brissett, ST	2,606
6.	Chad Voytik, UP	2,349

7.	John Wolford, WF	2,037
8.	Justin Thomas, GT	1,850
9.	Will Gardner, UL	1,669
10.	Deshaun Watson, CL	1,466

## PASSING YARDS PER GAME

### (Minimum 1,000 yards)

1.	Brad Kaaya, UM	246.00
2.	Will Gardner, UL	208.63
3.	Michael Brewer, VT	207.08
4.	Jacoby Brissett, ST	200.46
5.	Deshaun Watson, CU	183.25
6.	John Wolford, WF	169.75
7.	Terrel Hunt, SU	145.61
8.	Marquise Williams, NC	143.91
9.	Chad Voytik, UP	138.18
10.	Justin Thomas, GT	77.08

## TOUCHDOWN PASSES

1.	Marquise Williams, NC	37
2.	Brad Kaaya, UM	26
3.	Jacoby Brissett, ST	23
4.	Justin Thomas, GT	19
5.	Michael Brewer, VT	18
6.	Chad Voytik, UP	16
7.	Deshaun Watson, CU	14
8.	Will Gardner, UL	12
	John Wolford, WF	12
10.	Terrel Hunt, SU	11

## TOTAL OFFENSE

1.	Marquise Williams, NC	6,403
2.	Terrel Hunt, SU	3,413
3.	Justin Thomas, GT	3,170
4.	Jacoby Brissett, ST	3,135
5.	Brad Kaaya, UM	3,067
6.	Chad Voytik, UP	2,841
7.	Michael Brewer, VT	2,687
8.	James Conner, UP	2,564
9.	Shadrach Thornton, ST	2,387
10.	John Wolford, WF	1,886

## TOTAL OFFENSE PER GAME

### (Minimum 2,000 yards)

1.	Jacoby Brissett, ST	241.15
2.	Brad Kaaya, UM	235.92
3.	Michael Brewer, VT	206.69
4.	Terrel Hunt, SU	189.61
5.	Marquise Williams, NC	188.32
6.	Chad Voytik, UP	167.12
7.	Justin Thomas, GT	132.08
8.	James Conner, UP	102.56
9.	Shadrach Thornton, ST	70.21

## PASS RECEPTIONS

1.	Tyler Boyd, UP	163
2.	Quinshad Davis, NC	150
3.	Ryan Switzer, NC	93
4.	Mike Williams, CU	77
5.	Artavis Scott, CU	76
6.	Taquan Mizzell, VA	68
7.	Ashton Broyley, SU	67
	Demetri Knowles, VT	67
9.	Bug Howard, NC	64
10.	Max McCaffrey, DU	63

## PASS RECEPTIONS PER GAME

### (Overall; Minimum 50 receptions)

1.	Tyler Boyd, UP	6.27
2.	Artavis Scott, CU	5.85
3.	Cam Serigne, WF	4.50
4.	Isaiah Ford, VT	4.31
5.	Quinshad Davis, NC	3.95
6.	Ashton Broyley, SU	3.72
7.	Ryan Switzer, NC	3.58
8.	Mike Williams, CU	2.96
9.	Taquan Mizzell, VA	2.96
10.	Bug Howard, NC	2.46

## PASS RECEPTIONS (Tight ends)

1.	Cam Serigne, WF	54
	Braxton Deaver, DU	54
3.	Bucky Hodges, VT	45
4.	J.P. Holtz, UP	44
5.	David Grinnage, ST	42





6. Ryan Malleck, VT.....	41
7. Stanton Seckinger, CU.....	34
8. Calvin Cline, VT.....	27

### PASS RECEPTIONS (Running backs)

1. Taquan Mizzell, VA.....	68
2. Shadrach Thornton, ST.....	61
3. Romar Morris, NC.....	45
4. Matt Dayes, ST.....	42
5. J.C. Coleman, VT.....	36
6. T.J. Logan, NC.....	36
7. Sam Rogers, VT.....	32
Jela Duncan, DU.....	32

### RECEIVING YARDS (Overall)

1. Tyler Boyd, UP.....	2,435
2. Quinshad Davis, NC.....	1,976
3. Mike Williams, CU.....	1,346
4. Ryan Switzer, NC.....	1,098
5. Artavis Scott, CU.....	965
6. Demetri Knowles, VT.....	936
7. Herb Waters, UM.....	910
8. Stacy Coley, UM.....	775
9. Bug Howard, NC.....	733
10. Isaiah Ford, VT.....	709

### RECEIVING YARDS PER GAME

(Overall; Minimum 500 yards & 35 yds/game)

1. Tyler Boyd, UP.....	93.65
2. Artavis Scott, CU.....	74.23
3. Isaiah Ford, VT.....	54.54
4. Mike Williams, CU.....	52.15
5. Quinshad Davis, NC.....	52.00
6. Cam Serigne, WF.....	44.25
7. James Quick, UL.....	43.54
8. Ryan Switzer, NC.....	42.23
9. Bucky Hodges, VT.....	40.46

### RECEIVING YARDS PER CATCH

(Overall; Min. 30 receptions & 13.5 yds per catch)

1. Mack Hollins, NC.....	17.51
2. Mike Williams, CU.....	17.48
3. James Quick, UL.....	15.72
4. Herb Waters, UM.....	15.69
5. Tyler Boyd, UP.....	14.94
6. Travis Rudolph, FS.....	14.61
7. Demetri Knowles, VT.....	13.97
8. Stacy Coley, UM.....	13.84

### ALL-PURPOSE YARDS

1. Tyler Boyd, UP.....	3,704
2. Shadrach Thornton, ST.....	2,878
3. James Conner, UP.....	2,667
4. Myles Willis, BC.....	2,487
5. Demetri Knowles, VT.....	2,335
6. Stacy Coley, UM.....	2,321
7. T.J. Logan, NC.....	2,299
8. T.J. Thorpe, NC-VA.....	2,071
9. J.C. Coleman, VT.....	2,066
10. Romar Morris, NC.....	2,001

### ALL-PURPOSE YARDS PER GAME

(Overall; Minimum 1,200 yards & 70 yds/gm)

1. Tyler Boyd, UP.....	142.46
2. James Conner, UP.....	106.68
3. T.J. Logan, NC.....	104.50
4. Myles Willis, BC.....	103.63
5. Stacy Coley, UM.....	96.71
6. Dalvin Cook, FS.....	93.15
7. Shadrach Thornton, ST.....	84.65
8. Brandon Radcliff, UL.....	83.23
9. Artavis Scott, CU.....	77.08
10. Matt Dayes, ST.....	76.17

### TACKLES (Overall)

1. Kelby Brown, DU.....	242
2. Jeremy Cash, DU.....	232
3. Brandon Chubb, WF.....	219
4. Ryan Janvion, WF.....	210
5. DeVon Edwards, DU.....	197
6. Steven Daniels, BC.....	185
7. Jeff Schoettmer, NC.....	182
8. Reggie Northrup, FS.....	177
9. P.J. Davis, GT.....	160
10. Terrance Smith, FS.....	155

### INTERCEPTIONS

1. Kendall Fuller, VT.....	8
2. Breon Borders, DU.....	7
Jamal Golden, GT.....	7
Nate Andrews, FS.....	7
5. Jayron Kearse, CU.....	6
Jeremy Cash, DU.....	6
7. D.J. White, GT.....	5
Maurice Canady, UVa.....	5
Tyler Hunter, FS.....	5
Brandon Facyson, VT.....	5
Tracy Howard, UM.....	5

### PASS DEFLECTIONS (Minimum 13)

1. Demetrious Nicholson, VA.....	28
2. Kendall Fuller, VT.....	26
3. Maurice Canady, VA.....	23
4. DeVon Edwards, DU.....	15
5. Jack Tocho, ST.....	14
Breon Borders, DU.....	14
7. Brandon Facyson, VT.....	13
D.J. White, GT.....	13
Jalen Ramsey, FS.....	13

### PASSES DEFENDED (Minimum 17)

1. Kendall Fuller, VT.....	34
2. Demetrious Nicholson, VA.....	32
3. Maurice Canady, VA.....	28
4. Breon Borders, DU.....	21
5. DeVon Edwards, DU.....	19
6. D.J. White, GT.....	18
Brandon Facyson, VT.....	18
8. Jack Tocho, ST.....	17
Jeremy Cash, DU.....	17

### PUNT RETURN YARDS

1. Ryan Switzer, NC.....	674
2. Stracy Coley, UM.....	325
3. Jamal Golden, GT.....	306
4. Greg Stroman, VT.....	249
5. Tyler Boyd, UP.....	231
6. Brisly Estime, SU.....	184
7. Jared Crump, WF.....	167
8. James Quick, UL.....	148
9. Tyler Hunter, FS.....	126
10. Sherman Alston, BC.....	125

### PUNT RETURN TOUCHDOWNS

1. Ryan Switzer, NC.....	5
2. Tyler Hunter, FS.....	1
Tyler Boyd, UP.....	1
Stacy Coley, UM.....	1

### PUNT RETURN AVERAGE

(Minimum 19 returns)

1. Stacy Coley, UM.....	13.00
2. Tyler Boyd, UP.....	12.16
3. Ryan Switzer, NC.....	11.05
4. Jamal Golden, GT.....	9.87
5. James Quick, UL.....	7.40
6. Jared Crump, WF.....	7.26
7. Greg Stroman, VT.....	6.92

### KICKOFF RETURN YARDS

1. Myles Willis, BC.....	1,604
2. Jamal Golden, GT.....	1,501
3. T.J. Thorpe, NC-VA.....	1,448
4. Demetri Knowles, VT.....	1,345
5. DeVon Edwards, DU.....	1,319
6. Kermit Whitfield, FS.....	1,267
7. Stacy Coley, UM.....	1,111
8. T.J. Logan, NC.....	916
9. Tyler Boyd, UP.....	867
10. John Armstrong, WF.....	597

### KICKOFF RETURN TOUCHDOWNS

1. DeVon Edwards, DU.....	3
2. Jamal Golden, GT.....	2
Kermit Whitfield, FS.....	2
T.J. Logan, NC.....	2
Myles Willis, BC.....	2
6. Demetri Knowles, VT.....	1
Stacy Coley, UM.....	1
T.J. Thorpe, NC.....	1
Corvin Lamb, UL.....	1

### KICKOFF RETURN AVERAGE

(Minimum 17 returns)

1. DeVon Edwards, DU.....	27.48
2. Levonte Whitfield, FS.....	26.40
3. T.J. Logan, NC.....	26.17
4. Jamal Golden, GT.....	25.86
5. Myles Willis, BC.....	25.06
6. Tyler Boyd, UP.....	24.77
7. T.J. Thorpe, NC.....	24.54
8. Stacy Coley, UM.....	24.15
9. Demetri Knowles, VT.....	23.19
10. Romar Morris, NC.....	22.50

### TOTAL PUNTS (Minimum 65)

1. Alexander Kinal, WF.....	262
2. A.J. Hughes, VT.....	240
3. Will Monday, DU.....	195
4. Riley Dixon, SU.....	150
5. Cason Beatty, FS.....	137
6. Ryan Johnson, UL.....	66
7. Alex Howell, BC.....	65

### TOTAL PUNTING YARDS (Minimum 2000)

1. Alexander Kinal, WF.....	10,816
2. A.J. Hughes, VT.....	9,960
3. Will Monday, DU.....	8,473
4. Riley Dixon, SU.....	6,343
5. Cason Beatty, FS.....	5,489
6. Alex Howell, BC.....	2,764
7. Ryan Johnson, UL.....	2,655
8. Justin Voegl, UM.....	2,227
9. Ryan Winslow, UP.....	2,003

### PUNTING AVERAGE (Minimum 60 punts)

1. Will Monday, DU.....	43.45
2. Alex Howell, BC.....	42.52
3. Riley Dixon, SU.....	42.29
4. A.J. Hughes, VT.....	41.50
5. Alexander Kinal, WF.....	41.28
6. Ryan Johnson, UL.....	40.23
7. Cason Beatty, FS.....	40.07

### FIELD GOALS

1. Ross Martin, DU.....	52
2. Roberto Aguayo, FS.....	48
3. Chris Blewitt, UP.....	30
4. Ian Frye, VA.....	28
5. Ammon Lakip, CU.....	22
6. Harrison Butker, GT.....	21
7. Joey Slye, VT.....	20
8. John Wallace, UL.....	15
9. Mike Weaver, WF.....	15
10. Michael Badgley, UM.....	14
Ryan Norton, SU.....	14

### FIELD GOALS PER GAME (Min. 10 FGs)

1. Roberto Aguayo, FS.....	1.78
2. Joey Slye, VT.....	1.54
3. Ross Martin, DU.....	1.33
4. Michael Badgley, UM.....	1.27
5. Mike Weaver, WF.....	1.25
6. Chris Blewitt, UP.....	1.15
7. John Wallace, UL.....	1.15
8. Ammon Lakip, CU.....	1.10
9. Cole Murphy, SU.....	1.08
10. Ian Frye, VA.....	1.00

### FIELD GOAL PERCENTAGE (Min. 10 FGs)

1. Roberto Aguayo, FS.....	.923
2. Ross Martin, DU.....	.825
3. Cole Murphy, SU.....	.813
4. John Wallace, UL.....	.789
5. Mike Weaver, WF.....	.789
6. Ian Frye, VA.....	.778
Michael Badgley, UM.....	.778
8. Chris Blewitt, UP.....	.769
9. Ammon Lakip, CU.....	.733
10. Joey Slye, VT.....	.714



# THE ACC IN OVERTIME (1997-2014)

## The ACC In Overtime

When Boston College and Penn State ended regulation tied at 24-24 in the Pinstripe Bowl, it marked the 71st game featuring an ACC team that has had to go to extra sessions. Of the 71 overtime contests, a large portion of them--29--have been played in the month of September. Games have gone into overtime for ACC teams a total of 19 times in November, while 12 have been played in October, three in August, six in December and two in January (2006 FedEx Orange Bowl, 2012 Allstate Sugar Bowl). Of the 71 overtime contests, 35 have been ACC games while 36 nonconference games have gone into overtime. The home team has a 38-24 advantage in the 62 games played on campus. The team which wins the toss has a 37-34 record. Fifty-two of the games were decided in the first overtime with 14 games in double overtime and five in triple overtime.

## Records of ACC Schools In Overtime

### Non

School	Home	Road	Neu	ACC	ACC TOT
Boston College	4-2	1-2	0-1	2-4	3-1 5-5
Clemson	3-2	3-3	0-1	0-2	6-4 6-6
Duke	1-2	2-4	0-0	1-2	2-4 3-6
Florida State	2-0	0-2	0-1	0-2	2-1 2-3
Georgia Tech	2-4	3-2	0-1	3-2	2-5 5-7
Louisville	0-0	0-0	0-0	0-0	0-0 0-0
Miami	1-4	4-0	0-0	0-1	4-2 5-4
North Carolina	1-3	0-1	2-0	1-1	2-3 3-4
NC State	4-0	4-3	0-1	4-2	4-3 8-5
Pittsburgh	0-1	0-0	0-0	0-0	0-1 0-1
Syracuse	1-0	0-0	0-0	1-0	0-0 1-0
Virginia	3-3	0-1	0-1	2-2	1-2 3-5
Virginia Tech	2-1	3-2	1-1	3-2	2-2 6-4
Wake Forest	2-2	0-6	0-0	0-3	3-4 3-7

## The ACC In Overtime

Date	Year	Teams & Score	Site	OT	Team	Reg pds	w/choice	Score
A30	1997	NC State 32, Syracuse 31	Syracuse	1 ot.	NC State	24	24	24-24
N8	1997	Clemson 29, Duke 20	Clemson	1 ot.	Duke	20	20	20-20
O3	1998	Appalachian State 30, Wake Forest 27	W-Salem	1 ot.	App. St.	24	24	24-24
O31	1998	Vanderbilt 36, Duke 33	Nashville	2 ot.	Duke	30	30	30-30
N28	1998	North Carolina 37, NC State 34	Charlotte	1 ot.	N. Carolina	31	31	31-31
S18	1999	Northwestern 15, Duke 12	Durham	1 ot.	Northwestern	9	9	9-9
O9	1999	Duke 24, Virginia 17	Charlottesville	2 ot.	Duke	17	17	17-17
O9	1999	Georgia Tech 31, North Carolina 24	Atlanta	1 ot.	N. Carolina	24	24	24-24
O23	1999	NC State 31, Duke 24	Durham	1 ot.	Duke	24	24	24-24
N27	1999	Georgia Tech 51, Georgia 48	Atlanta	1 ot.	Georgia	48	48	48-48
S2	2000	NC State 38, Arkansas State 31	Raleigh	2 ot.	NC State	31	31	31-31
S2	2000	Brigham Young 38, Virginia 35	Charlottesville	2 ot.	BYU	35	35	35-35
S21	2000	NC State 30, Georgia Tech 23	Raleigh	1 ot.	Ga. Tech	23	23	23-23
N11	2000	Maryland 35, NC State 28	College Park	2 ot.	Maryland	21	21	21-21
S29	2001	Clemson 47, Georgia Tech 44	Atlanta	1 ot.	Clemson	41	41	41-41
O11	2001	Maryland 20, Georgia Tech 17	Atlanta	1 ot.	Ga. Tech	17	17	17-17
A29	2002	N. Illinois 42, Wake Forest 41	DeKalb	1 ot.	Wake Forest	35	35	35-35
S21	2002	NC State 51, Texas Tech 48	Lubbock	1 ot.	NC State	45	45	45-45
S26	2002	Louisville 26, Florida State 20	Louisville	1 ot.	Louisville	20	20	20-20
A26	2003	Northern Illinois 20, Maryland 13	Dekalb	1 ot.	N. Illinois	13	13	13-13
S6	2003	Syracuse 49, North Carolina 47	Chapel Hill	3 ot.	N. Carolina	34	34	34-34
S13	2003	Ohio State 44, NC State 38	Columbus	3 ot.	NC State	24	24	24-24
S13	2003	Duke 27, Rice 24	Durham	1 ot.	Rice	24	24	24-24
S27	2003	Georgia Tech 24, Vanderbilt 17	Nashville	1 ot.	Vanderbilt	17	17	17-17
O11	2003	Clemson 30, Virginia 27	Clemson	1 ot.	Clemson	24	24	24-24
N15	2003	Florida State 50, NC State 44	Tallahassee	2 ot.	NC State	37	37	37-37
S4	2004	Clemson 37, Wake Forest 30	Clemson	2 ot.	Clemson	27	27	27-27
S10	2004	Miami 16, Florida State 10	Miami	1 ot.	Miami	10	10	10-10
O2	2004	NC State 27, Wake Forest 21	Raleigh	1 ot.	NC State	21	21	21-21
N6	2004	Clemson 24, Miami 17	Miami	1 ot.	Clemson	17	17	17-17
D27	2005	Fresno State 37, Virginia 34	Boise	1 ot.	Fresno	31	31	31-31
S17	2005	Miami 36, Clemson 30	Clemson	3 ot.	Clemson	20	20	20-20
S24	2005	Boston College 16, Clemson 13	Clemson	1 ot.	Clemson	10	10	10-10
N12	2005	Maryland 33, North Carolina 30	Chapel Hill	1 ot.	Maryland	30	30	30-30
J3	2006	Penn State 26, Florida State 23	Miami	3 ot.	Penn State	16	16	16-16
S9	2006	Boston College 34, Clemson 33	Chestnut Hill	2 ot.	Clemson	24	24	24-24
S9	2006	Virginia 13, Wyoming 12	Charlottesville	1 ot.	Wyoming	6	6	6-6
S16	2006	Boston College 30, BYU 23	Chestnut Hill	2 ot.	B. College	23	23	23-23
S22	2007	Wake Forest 31, Maryland 24	Winston-Salem	1 ot.	Maryland	24	24	24-24
N3	2007	NC State 19, Miami 16	Miami	1 ot.	NC State	16	16	16-16
N24	2007	North Carolina 20, Duke 14	Chapel Hill	1 ot.	Duke	14	14	14-14
D31	2007	Auburn 23, Clemson 20	Atlanta	1 ot.	Auburn	17	17	17-17
S20	2008	NC State 30, East Carolina 24	Raleigh	1 ot.	NC State	24	24	24-24
O18	2008	Virginia 16, North Carolina 13	Charlottesville	1 ot.	Virginia	10	10	10-10
N1	2008	Miami 24, Virginia 17	Charlottesville	1 ot.	Virginia	17	17	17-17
N1	2008	Wake Forest 33, Duke 30	Winston-Salem	1 ot.	Duke	30	30	30-30
S12	2009	Maryland 38, James Madison 35	College Park	1 ot.	Maryland	35	35	35-35
S26	2009	Boston College 27, Wake Forest 24	Chestnut Hill	1 ot.	Wake Forest	24	24	24-24
O24	2009	Clemson 40, Miami 37	Miami	1 ot.	Clemson	34	34	34-34
N7	2009	Georgia Tech 30, Wake Forest 27	Atlanta	1 ot.	Georgia Tech	24	24	24-24
S18	2010	Auburn 27, Clemson 24	Auburn	1 ot.	Clemson	24	24	24-24
O16	2010	East Carolina 33, NC State 27	East Carolina	1 ot.	NC State	27	27	27-27
N27	2010	USF 23, Miami 20	Miami	1 ot.	USF	17	17	17-17
D30	2010	North Carolina 30, Tennessee 27	Nashville	2 ot.	Tennessee	20	20	20-20
S1	2011	Syracuse 36, Wake Forest 29	Syracuse	1 ot.	Wake Forest	29	29	29-29
O1	2011	Virginia 21, Idaho 20	Virginia	1 ot.	Idaho	14	14	14-14
D31	2011	Utah 30, Georgia Tech 27	El Paso	1 ot.	Utah	24	24	24-24
J2	2012	Michigan 23, Virginia Tech 20	New Orleans	1 ot.	Michigan	20	20	20-20
S3	2012	Virginia Tech 20, Georgia Tech 17	Blacksburg	1 ot.	Virginia Tech	17	17	17-17
S22	2012	Miami 42, Georgia Tech 36	Atlanta	1 ot.	Miami	36	36	36-36
N17	2012	Virginia Tech 30, Boston College 23	Chestnut Hill	1 ot.	Boston College	23	23	23-23
D28	2012	Virginia Tech 13, Rutgers 10	Orlando	1 ot.	Rutgers	10	10	10-10
S21	2013	Virginia Tech 29, Marshall 21	Blacksburg	3 ot.	Marshall	21	21	21-21
N16	2013	Maryland 27, Virginia Tech 24	Blacksburg	1 ot.	Maryland	21	21	21-21
N30	2013	Georgia 41, Georgia Tech 34	Atlanta	2 ot.	Georgia	27	27	27-27
A29	2014	Syracuse 27, Villanova 26	Syracuse	2 ot.	Syracuse	17	17	17-17
S20	2014	Florida State 23, Clemson 17	Tallahassee	1 ot.	Florida State	17	17	17-17
N1	2014	Duke 51, Pitt 48	Pittsburgh	2 ot.	Pittsburgh	38	38	38-38
N22	2014	Wake Forest 6, Virginia Tech 3	Winston-Salem	2 ot.	Virginia Tech	0	0	0-0
N29	2014	Georgia Tech 30, Georgia 24	Athens	1 ot.	Georgia	24	24	24-24
D27	2014	Penn State 31, Boston College 30	Bronx	2 ot.	Penn State	24	24	24-24



# BOSTON COLLEGE EAGLES

## 2015 Boston College Schedule



Date	Opponent	Record	Series Began	Series Last Meeting	Stadium (Capacity)	Site
Sept. 5	Maine (ESPN3), 1 pm	5-3-0	1913	2014, hW 40-10	Alumni Stadium (44,500)	Chestnut Hill, Mass.
Sept. 12	Howard (ESPN3), 1 pm			First Meeting	Alumni Stadium (44,500)	Chestnut Hill, Mass.
Sept. 18	Florida State (ESPN), 8 pm	4-9-0	1957	2014, aL 20-17	Alumni Stadium (44,500)	Chestnut Hill, Mass.
Sept. 26	Northern Illinois	1-0-0	1971	2014, aW 20-10	Alumni Stadium (44,500)	Chestnut Hill, Mass.
Oct. 3	at Duke	4-2-0	1927	2011, nL 20-19	Brooks Field at Wallace Wade Stadium (33,941)	Durham, N.C.
Oct. 10	Wake Forest	12-8-2	1941	2014, aW 23-17	Alumni Stadium (44,500)	Chestnut Hill, Mass.
Oct. 17	at Clemson	9-13-2	1939	2014, hL 17-13	Clemson Memorial Stadium (81,500)	Clemson, S.C.
Oct. 24	at Louisville	3-4-0	1986	2014, hL 38-19	Papa John's Cardinal Stadium (55,000)	Louisville, Ky.
Oct. 31	Virginia Tech	8-15-0	1993	2014, aW 33-31	Alumni Stadium (44,500)	Chestnut Hill, Mass.
Nov. 7	NC State	8-4-0	1936	2014, aW 30-14	Alumni Stadium (44,500)	Chestnut Hill, Mass.
Nov. 21	at Notre Dame	9-13-0	1975	2012, hL 21-6	Fenway Park (37,673)	Boston, Mass.
Nov. 28	at Syracuse	19-29-0	1924	2014, hW 28-7	Carrier Dome (49,262)	Syracuse, N.Y.

### 2014 In Review

Relying on a physical offensive attack and a vastly-improved aggressive defense, Boston College posted its second straight 7-6 record and earned its second straight bowl trip under head coach **Steve Addazio**. But the Eagles were oh-so-close to so much more as four of their losses were by four or fewer points, including an overtime heart-breaker to Penn State (31-30) in the New Era Pinstripe Bowl and close defeats to nationally-ranked Florida State (20-17) and Clemson (17-13). The Eagles did score a major upset defeating 9th-ranked Southern California... despite having to replace virtually its entire offensive line and starting QB and the nation's leading rusher...BC was led by graduate transfer **QB Tyler Murphy**, who blossomed in Addazio's system and led the nation and set an ACC single-season record for rushing yards by a QB (1,184) and freshman **RB Jon Hilliman** (860 yards, 13 TDs) on offense...Defensively, led **LBs Steven Daniels** and **Josh Keyes** (11.5 TFLs), BC finished 11th nationally in total defense, allowing just 324 yards a game, an improvement of 105 yards per game... **C Andy Gallik** earned first-team All-ACC honors (AC-SMA), while **T Seth Betancourt**, **RB Jon Hilliman** and **DT Connor Wujciak** were 3rd-team choices.

### Who's Gone

Offensively, BC loses a great deal, including all five starting offensive linemen led by **Gallik** and record-setting **QB Murphy**...On the defensive side the losses are not quite as bad, but BC will have to replace five starters including big play **LB Josh Keyes** and three starting members of the secondary in **Manny Asprilla**, **Dominique Williams** and **Ty-Meer Brown**.

### The Schedule

The Eagles' slate is just as difficult as 2014, with Notre Dame replacing Colorado State and perennial MAC champ Northern Illinois coming to Chestnut Hill.

### 2015 Preview

For the second straight year Boston College will have to rebuild its offensive line and find a starting quarterback...This fall, those will be BC's main priorities as well as replacing three starters in its defensive secondary...Sophomore dual threat **QB Darius Wade** emerged from the spring, as the leader to be the starter...He will have some weapons at his disposal in Hilliman, who should be a candidate for national honors this year, sophomore **RB Marcus Outlaw**, junior **RB Myles Willis** and **WR's Sherman Alston** and **Charlie Callinan**, who impressed in the spring and could have a breakout season...Fifth-year senior **G Harris Williams**, who started 10 games in 2013 but missed all of last year with injury, **Frank Taylor**, **Dave Bowen** and **Jim Cashman** are all candidates for the rebuilt O-Line...Defensively, **CB Justin Simmons** (76) and **LB Steven Daniels** (72) were the team leaders in tackles a year ago...They are joined by All-ACC **NT Connor Wujciak**, **DE Kevin Kavalec** (10.5 TFLs), **DT Truman Gutapfel** and **LB Mike Strizak** (43 tackles) as returning starters...Coordinator **Don Brown's** unit was 2nd nationally in defense against the run, allowing 94.5 yards per game...**DBs John Johnson** (25 tackles), **Kamrin Moore** (22 tackles), **Matt Milano** (20 tackles) and **Isaac Yiadom** (13 tackles) all saw significant playing time last fall and are candidates for the open secondary positions.

### Roster Breakdown Starters Returning (11)

Pos.	Name	Starts	Starts
WR	Charlie Callinan, So.-R.	10	10
TE	Mike Giacone, Sr.	8	8
RB	Jon Hilliman, So.	7	7

### DEFENSE (6) 2014..Career

Pos.	Name	Starts	Starts
DT	Truman Gutapfel, Jr.	9	9
NT	Connor Wujciak, Sr.-R.	13	26
DE	Kevin Kavalec, Jr.	13	13
LB	Steven Daniels, Sr.	9	22
LB	Mike Strizak, Sr.	13	13
CB	Justin Simmons, Sr.	13	24

### SPECIALISTS (2) 2014..Career

Pos.	Name	Starts	Starts
P	Alex Howell, Sr.-R	13	13
PK	Mike Knoll, So.	5	5

### Starters Lost (13)

#### OFFENSE (8) 2014..Career

Pos.	Name	Starts	Starts
WR	Josh Bordner	10	10
WR	Dan Crimmins	8	10
T	Seth Betancourt	13	16
T	Ian Silberman	13	13
G	Bobby Vardaro	13	45
G	Aaron Kramer	12	12
C	Andy Gallik	13	41
QB	Tyler Murphy	13	13

#### DEFENSE (5) 2014..Career

Pos.	Name	Starts	Starts
DE	Brian Mihalik	13	19
LB	Josh Keyes	13	15
CB	Manny Asprilla	13	41
CB	Dominique Williams	13	28
CB	Ty-Meer Brown	6	6

#### SPECIALISTS (0) 2014..Career

### Quick Facts

Location	Chestnut Hill, Mass.
Founded	1863
Enrollment	14,100
President	Rev. William P. Leahy, SJ
Director of Athletics	Brad Bates
Stadium	Alumni Stadium
Capacity	44,500
2014 Overall Record	7-6
2014 ACC Record	4-4
2014 ACC Finish	4th in the Atlantic Division

### Boston College Eagles

<b>Lettermen Returning</b> .....	34
Offensive Lettermen Returning.....	16
Defensive Lettermen Returning.....	16
Specialists Lettermen Ret.....	2
<b>Lettermen Lost</b> .....	22
Offensive Lettermen Lost.....	12
Defensive Lettermen Lost.....	9
Specialists Lettermen Lost.....	1
<b>Returning Production Index</b>	
(Percentage of 2014 Statistics Returning)	
% Passing Returning.....	.014
% Rushing Returning.....	.643
% Receiving Returning.....	.600
% Receiving Yards Ret.....	.416
% Scoring Returning.....	.554
% Kickoff Returns.....	1,000
% Punt Returns.....	1,000
% Tackles Returning.....	.545
% Turnovers Forced.....	.455

### Numbers & Notes

**1** - In each of **Steve Addazio's** first two seasons at Boston College, the Eagles have featured national rushing leaders. In 2013, **RB Andre Williams** led the nation with an ACC-record 2,177 yards. Last year, **QB Tyler Murphy** led all QBs nationally in rushing with an ACC-record 1,184 rushing yards.

**2nd** - For the second time in its history, **Boston College** is scheduled to play a football game in Ireland. The Eagles announced June 4 that they will meet Georgia Tech on Saturday, Sept. 3 to open the 2016 season in Dublin's Aviva Stadium in the Aer Lingus College Football Classic. BC defeated Army in Dublin at Landsdowne Road Stadium, 38-24, in 1988 in the first college football game played in Europe.

**3** - **Boston College** is one of only three teams nationally that finished in the Top 15 in both rushing offense and rushing defense. BC was 2nd nationally in rushing defense, allowing just 94.5 yard as per game while also ranking 14th nationally in rushing offense, averaging 254.7 yards per game. The Eagles joined Oklahoma and Toledo.

**13** - Boston College **RB Jon Hilliman** ran for 13 touchdowns and 860 yards as a true freshman in 2014. He led all ACC freshmen in scoring and was second in rushing.

**105.5** - The number of yards **Boston College** improved by defensively in 2014. BC, which ranked 11th nationally in total defense, allowed just 324.2 yards per game in 2014 after allowing 429.7 yards a game in 2013.



# BOSTON COLLEGE CAREER LEADERS, ALPHABETICAL ROSTER



TOTAL OFFENSE				
	Rush	Pass	TDR	Total
1. Doug Flutie (1981-84)	739	10579	74	11318
2. Glenn Foley (1990-93)	-320	10039	72	9719
3. Matt Ryan (2004-07)	58	9313	65	9371
4. Chase Rettig (2010-13)	-225	8252	54	8027
5. Brian St. Pierre (1999-02)	314	5837	49	6151
6. Shawn Halloran (1982-86)	-187	5252	30	5065
7. Frank Harris (1968-70)	-26	4555	49	4529
8. Derrick Knight (2000-03)	3725	700	27	4425
9. Matt Hasselbeck (1994-97)	-182	4548	26	4366
10. Tim Hasselbeck (1997-00)	343	3890	33	4233

PASSING YARDAGE				
	Comp-Att	Pct.	TD	Yards
1. Doug Flutie (1981-84)	677-1271	532	67	10579
2. Glenn Foley (1990-93)	704-1275	552	72	10039
3. Matt Ryan (2004-07)	807-1346	599	56	9313
4. Chase Rettig (2010-13)	685-1242	552	50	8252
5. Brian St. Pierre (1999-02)	457-803	569	48	5837
6. Shawn Halloran (1983-86)	416-723	575	30	5252
7. Frank Harris (1968-70)	366-655	558	44	4555
8. Matt Hasselbeck (1994-97)	390-701	556	22	4548
9. Tim Hasselbeck (1998-00)	278-501	554	29	3890
10. Mark Hartsell (1993-95)	349-608	574	25	3763

RECEIVING YARDAGE				
	Recp.	TD	Avg.	Yards
1. Alex Amidon (2010-13)	191	15	14.66	2800
2. Rich Gunnell (2006-09)	181	18	13.59	2459
3. Pete Mitchell (1991-94)	190	20	12.57	2388
4. Kelvin Martin (1983-86)	133	28	17.57	2337
5. Brian Brennan (1980-83)	115	14	18.96	2180
6. Mark Chmura (1987-91)	164	11	12.48	2046
7. Grant Adams (2001-04)	137	14	14.86	2036
8. Brandon Robinson (2005-08)	141	10	14.35	2023
9. Darren Flutie (1984-87)	134	14	14.93	2000
10. Tom Waddle (1985-88)	139	6	14.14	1965

RUSHING				
	Carr.	TDs	Avg.	Yards
1. Andre Williams (2010-13)	704	28	5.31	3739
2. Montel Harris (2008-11)	787	27	4.75	3735
3. Derrick Knight (2000-03)	708	25	5.26	3725
4. Mike Cloud (1995-98)	614	25	5.86	3597
5. Troy Stradford (1982-86)	658	27	5.33	3504
6. William Green (1999-01)	501	33	5.94	2974
7. Andre Callender (2004-07)	644	17	4.61	2967
8. Mike Esposito (1972-74)	526	24	5.25	2759
9. L.V. Whitworth (2004-07)	590	17	4.38	2583
10. Keith Barnette (1973-75)	552	34	4.53	2500

RECEPTIONS				
	Yards	TD	Avg.	Rec.
1. Alex Amidon (2010-13)	2800	15	14.66	191
2. Pete Mitchell (1991-94)	2388	20	12.57	190
3. Rich Gunnell (2006-09)	2459	18	13.59	181
4. Mark Chmura (1987-91)	2046	11	12.48	164
5. Brandon Robinson (2005-08)	2023	10	14.35	141
6. Tom Waddle (1985-88)	1965	6	14.14	139
7. Andre Callender (2004-07)	1217	4	8.82	138
8. Grant Adams (2001-04)	2036	14	14.86	137
9. Darren Flutie (1984-87)	2000	14	14.93	134
10. Kelvin Martin (1983-86)	2337	28	17.57	133

SCORING				
	Points			
1. Nate Freese (2010-13)	324			
2. Steve Aponavicius (2006-09)	290			
2. Brian Lowe (1986-89)	262			
3. John Matic (1996-99)	243			
5. William Green (1999-01)	216			
6. Troy Stradford (1982-86)	216			
7. Fred Steinfort (1972-75)	215			
8. Keith Barnette (1973-75)	206			
9. Kelvin Martin (1983-86)	194			
10. Omari Walker (1994-97)	192			

No.	Name	Pos.	Ht.	Wt.	Cl.	Hometown
45	* Mehdi Abdesmad#	DL	6-7	286	Sr.-R.	Montreal, Quebec, Can.
81	** Louie Adazzio#	TE	6-3	252	Sr.-R.	Gainesville, Fla.
2	Zach Allen	DE	6-5	265	Fr.	New Canaan, Conn.
6	* Sherman Alston	WR	5-6	163	So.	Harlem, N.Y.
77	Jon Baker	OL	6-3	293	So.	Millis, Mass.
80	Drew Barksdale	WR	5-11	198	So.	Solon, Ohio
49	Kevin Bletzer	LB	6-2	217	Fr.-R.	West Roxbury, Mass.
82	Nolan Borgensen	WR	5-11	200	Fr.	Westwood, N.J.
74	Dave Bowen#	OL	6-7	289	Sr.-R.	Villanova, Pa.
39	Sean Burke	FB	5-11	237	Sr.	Lansdale, Pa.
95	Jake Burt	TE	6-5	230	Fr.	Lynnfield, Mass.
83	* Charlie Callinan	WR	6-4	220	So.	Westfield, N.J.
33	A.J. Caruso	FB	6-1	234	Sr.	West Allenhurst, N.J.
72	* Jim Cashman	OL	6-7	302	Sr.	Haddonfield, N.J.
90	Austin Chapman	TE	6-3	232	So.	Atlanta, Ga.
92	Kevin Cohee	DL	6-2	257	Fr.-R.	Chestnut Hill, Mass.
65	Ryan Conte	OL	6-4	286	Fr.-R.	Somerville, Mass.
57	Jack Cottrell	DL	6-4	247	So.-R.	Eden Prairie, Minn.
49	Cameron Croteau	TE	6-4	243	Jr.	Novato, Calif.
52	*** Steven Daniels	LB	6-0	257	Sr.	Cincinnati, Ohio
24	Allen Dawson	DB	6-0	191	Fr.-R.	Ft. Lauderdale, Fla.
21	Lukas Denis	DB	5-11	170	Fr.	Everett, Mass.
84	Nat Dixon	WR	6-3	185	So.	Lynn Haven, Fla.
26	*** David Dudeck	WR	5-11	194	Sr.	Hamilton, N.J.
25	Mehdi El Attrach	DB	6-1	185	Fr.	Orlando, Fla.
56	Michael Fischer	LS	6-0	221	Sr.	Wellesley, Mass.
16	Troy Flutie	QB	6-0	182	Fr.-R.	Natick, Mass.
46	E.J. Fortenberry	DB	5-9	166	Jr.	Santa Monica, Calif.
86	Chris Garrison	WR	6-4	215	Fr.	Goffstown, N.H.
88	** Mike Giacone	TE	6-5	254	Sr.	Westfield, N.J.
19	Ben Glines	ATH	6-1	205	Fr.	Cincinnati, Ohio
34	Jordan Gowins	RB	5-11	206	Fr.	Bellport, N.Y.
43	Sharrieff Grice	LB	6-1	201	Fr.	Naugatuck, Conn.
97	** Truman Gutapfel	DT	6-3	281	Jr.	Harrison, Ohio
41	William Harris	DB	6-1	210	Fr.	Suwanee, Ga.
58	James Hendren	OL	6-7	293	Fr.-R.	Medfield, Mass.
32	* Jon Hilliman	RB	6-0	224	So.	Plainfield, N.J.
42	* Alex Howell#	K/P	6-5	214	Sr.-R.	Florence, S.C.
3	* Harrison Jackson	WR	6-2	207	Sr.	Round Hill, Va.
9	** John Johnson	CB	6-0	198	Jr.	West Hyattsville, Md.
33	* Tim Joy	LB	6-1	223	Sr.	Chelmsford, Mass.
48	Tanner Karafa	LB	6-3	230	Fr.	Ashburn, Va.
93	** Kevin Kavalec	DE	6-2	253	Jr.	Middleburg Heights, Ohio
99	Evan Kelly	DL	6-1	285	Gr.	Pittsburgh, Pa.
98	Jack Kenny	DL	6-3	257	So.	Baltimore, Md.
98	Mike Knoll	K/P	6-0	207	So.	Copley, Ohio

No.	Name	Pos.	Ht.	Wt.	Cl.	Hometown
55	Wyatt Knopfke	OL	6-2	265	Fr.	Bradenton, Fla.
8	* Harold Landry	DL	6-3	245	So.	Fayetteville, N.C.
17	Christian Lezzer	LB	6-0	215	So.	Clearfield, Pa.
75	Chris Lindstrom	OL	6-4	260	Fr.	Dudley, Mass.
46	Jimmy Martin	LB	5-11	220	Fr.	Winter Park, Fla.
14	* Gabriel McClary	DB	6-3	204	So.	Orlando, Fla.
94	Noa Merritt	DL	6-0	268	So.	Sparta, N.J.
28	** Matt Milano	LB	6-1	218	Jr.	Orlando, Fla.
67	Aaron Monteiro	OL	6-6	308	Fr.	Brockton, Mass.
37	* Kamrin Moore	DB	5-11	192	So.	District Heights, Md.
87	* Malachi Moore	DE	6-7	273	Sr.	Hackettstown, N.J.
29	Atem Ntantang	CB	5-11	193	So.	Purcellville, Va.
7	* Marcus Outlow	RB	5-10	203	So.	Norwich, Conn.
66	Ant Palazzolo	OL	6-5	330	Fr.	Fairfield, Conn.
87	Chase Panzky	WR	6-1	179	Fr.	Cincinnati, Ohio
70	John Phillips	OL	6-6	285	Fr.	Phoenix, N.Y.
11	Wyatt Ray	DE	6-3	230	Fr.	Boca Raton, Fla.
54	* Joel Rich	C	6-3	282	So.	Paris, Ohio
15	Elijah Robinson	QB	6-2	185	Fr.	Montclair, N.J.
35	* Tyler Rouse	RB	5-8	194	Jr.	Baldwinsville, N.Y.
73	Sam Schmal	OL	6-6	294	Fr.-R.	Atlanta, Ga.
44	Ty Schwab	LB	6-1	222	So.	Merritt Island, Fla.
47	Cameron Seward	DB	6-0	223	Fr.-R.	Dunwoody, Ga.
27	*** Justin Simmons	DB	6-3	201	Sr.	Stuart, Fla.
53	* Leonard Skubal	LS	5-10	193	Sr.	Deerfield Beach, Fla.
5	Jeff Smith	QB	6-0	162	Fr.	Seminole, Fla.
96	Ray Smith	DT	6-1	264	Fr.	Carlsbad/Calif.
85	Thadd Smith	WR	5-9	175	So.	Yeadon, Pa.
13	* Connor Strachan	LB	6-2	230	So.	Wellesley, Mass.
69	Austin Stevens	OL	6-3	270	Fr.-R.	Montclair, N.J.
30	** Mike Strizak	LB	6-2	239	Sr.	Fair Lawn, N.J.
89	Tommy Sweeney	TE	6-5	246	Fr.-R.	Ramsey, N.J.
10	*** Bobby Swigert#	WR	6-0	199	Sr.-R.	Louisville, Ohio
50	* Frank Taylor	C	6-3	289	Sr.	Warrington, Pa.
43	* Taj-Amir Torres	DB	5-10	170	Fr.	Amherst, Mass.
91	Joseph Vitiello	DL	6-4	262	Fr.-R.	Bridgewater, N.J.
4	Darius Wade	QB	6-0	204	So.	Middletown, Del.
39	Michael Walker	DB	5-11	180	Fr.	Naples, Fla.
48	Jake Wilhelm	K	5-8	152	Sr.	Amherst, Ohio
64	*** Harris Williams#	OL	6-3	296	Sr.-R.	Lynn, Mass.
23	** Myles Willis	RB	5-9	194	Jr.	Conyers, Ga.
38	Richard Wilson	FB	5-10	224	Fr.-R.	Southfield, Mich.
36	** Bobby Wolford	FB	6-2	248	Sr.	Jacksonville, Fla.
90	*** Connor Wujciak#	DL	6-3	300	Sr.	West Caldwell, N.J.
20	* Isaac Yiadom	DB	6-1	184	So.	Worcester, Mass.

\* Denotes letter earned; R-Denotes redshirted; # -Denotes graduate.



## STEVE ADDAZIO

### Head Coach

(Central Connecticut State '81)

Record: at Boston College:

14-12, .538, 2 Years

Overall: 27-24 (.529), 4 Years

Born: June 1, 1959

Beginning his third season as head coach at Boston College, Steve Addazio has transformed the Eagles from an ACC also-ran into a perennial bowl-bound program based around a physical ground-based attack and an aggressive, opportunistic defense. He has led BC to a pair of 7-6 records which includes appearances in the Independence and New Era Pinstripe Bowls. His Eagle teams have featured potent ground attacks built around the nation's leading rusher in Heisman finalist and Doak Walker award-winner Andre Williams in 2013 and the nation's leading rushing quarterback in Tyler Muring

phy in 2014. This past season, BC's defense showed massive improvement, finishing second nationally in defense against the run (94.5) and 11th nationally in total defense, while allowing 105 fewer total yards per game than in 2013. Beginning his 29th season of coaching this fall, Addazio came to the Heights after spending two years (2011-12) leading Temple to a 13-11 record, including a 9-4 mark in 2011 and the school's first bowl victory in more than 20 years. Prior to leading the Owls, Addazio, ESPN's national recruiter of the year in 2010, spent six seasons at Florida on Urban Meyer's staff, capturing BCS national championships in 2006 and 2008 and competing in six BCS bowl games. He served as offensive coordinator during each of his last two seasons in Gainesville, was named associate head coach in 2009 and served as interim head coach from December 2009 until July 2010, which included signing ESPN's top-ranked recruiting class. During his time in Gainesville, he oversaw one of the nation's elite offenses and tutored Heisman Trophy-winning quarterback Tim Tebow. He completed his tenure at Florida on Jan. 1, 2011, leading the Gators to a 37-24 win over Penn State in the Outback Bowl. Before Florida, he spent three years as offensive coordinator at Indiana (2002-05) and was an assistant at Notre Dame (1999-2001) and Syracuse (1995-98). Prior to his FBS coaching career, Addazio served as one of the nation's top high school coaches at Cheshire (Conn.) High school (1988-95), where his teams won 34 consecutive games, three straight state titles and were nationally ranked in 1992 and 1994. Addazio began his coaching career at Western Connecticut State University, where he served as an assistant coach under Paul Pasqualoni from 1984-87. A native of Farmington, Conn., he was four-year starter at Central Connecticut (1978-81) and received both his bachelor's (1981) and master's degrees (1985) from Central Connecticut. Born June 1, 1959, Addazio is married to the former Kathy Donoghue. They have three children: Nicole, Jessica, and Louie, who is a senior tight end on the Boston College football team.

### Addazio by the Numbers

Year	School	AP	USA	ACC	Finish	All
2011	Temple					9-4-0
2012	Temple					4-8-0
2013	Boston College					4-4 ..7-6-0
2014	Boston College					4-4 ..7-6-0
Temple: 2 Years ..(.520)..13-12-0						
BC: 2 Years.....(.500).....8-8..(.538)..14-12-0						
Overall Record: 3 Years.....(.500).....8-8..(.529)..27-24-0						

#### Addazio Versus ACC Schools:

vs. Clemson.....0-2	vs. NC State.....2-0
vs. Florida State.....0-2	vs. Pitt.....0-1
vs. Louisville.....0-1	vs. Syracuse.....1-1
vs. Maryland.....1-0	vs. Virginia Tech...2-0
vs. North Carolina 0-1	vs. Wake Forest.....2-0

### BOSTON COLLEGE COACHING RECORDS OVERALL WON/LOSS RECORDS

No.	Head Coach	Years	W	L	T	Pct
1.	Joseph Waters.....(1)	1893	3	3	0	.500
2.	William Nagle.....(1)	1894	1	6	0	.143
3.	Joseph Lawless.....(1)	1895	2	4	2	.375
4.	Frank Carney.....(1)	1896	5	2	0	.714
5.	John Dunlop.....(4)	1897-99,1901	16	16	2	.500
6.	Arthur White.....(1)	1902	0	7	1	.063
7.	Joe Reilly.....(1)	1908	2	4	2	.375
8.	Charles McCarthy.....(1)	1909	3	4	1	.438
9.	Jim Hart.....(1)	1910	0	4	2	.167
10.	Joseph Courtney.....(1)	1911	0	7	0	.000
11.	William Joy.....(2)	1912-1913	6	7	2	.438
12.	Stephen Mahoney.....(2)	1914-1915	8	8	0	.500
13.	Charles Brickley.....(2)	1916-1917	12	4	0	.750
14.	Frank Morrissey.....(1)	1918	5	2	0	.714
15.	Frank Cavanaugh.....(8)	1919-1926	48	14	5	.754
16.	D. Leo Daley.....(1)	1927	4	4	0	.500
17.	Joe McKenney.....(7)	1928-1934	44	18	3	.700
18.	Harry Downes.....(1)	1935	3	2	0	.600
19.	Gil Dobie.....(3)	1936-1938	16	6	5	.685
20.	Frank Leahy.....(2)	1939-1940	20	2	0	.909
21.	Denny Myers.....(7)	1941-42,46-50	35	27	4	.561
22.	Moody Sarno.....(3)	1943-1945	11	7	1	.605
23.	Mike Holovak.....(9)	1951-1959	49	29	3	.623
24.	Ernie Hefferle.....(2)	1960-1961	7	12	1	.375
25.	Jim Miller.....(6)	1962-1967	34	24	0	.586
26.	Joe Yukica.....(10)	1968-1977	68	37	0	.648
27.	Ed Chlebek.....(3)	1978-1980	12	21	0	.364
28.	Jack Bicknell.....(10)	1981-1990	59	55	1	.517
29.	Tom Coughlin.....(3)	1991-1993	21	13	1	.614
30.	Dan Henning.....(3)	1994-1996	16	19	1	.458
31.	Tom O'Brien.....(10)	1997-2006	75	45	0	.625
32.	Jeff Jagodzinski.....(2)	2007-2008	20	8	0	.714
33.	*Frank Spaziani.....(4)	2009-2012	22	29	0	.431
34.	Steve Addazio.....(2)	2013-2014	14	12	0	.538

\*Coach of record in 2006 Meineke Car Care Bowl

### CONFERENCE GAMES ONLY

Rk.	Head Coach	Years	W	L	T	Pct
1.	Jeff Jagodzinski.....	2007-08	11	5	0	.688
2.	Tom O'Brien.....	2005-06	10	6	0	.625
3.	Steve Addazio.....	2013-14	8	8	0	.500
3.	Frank Spaziani.....	2009-12	13	19	0	.500

(Based on Winning Percentage)

### BOWL GAMES ONLY

Head Coach	Bowls	W	L	T	Pct
Tom O'Brien.....(8)	7	1	0	0	.875
Jack Bicknell.....(4)	2	2	0	0	.500
Frank Spaziani.....(3)	1	2	0	0	.333
Tom Coughlin.....(2)	1	1	0	0	.500
Jeff Jagodzinski.....(2)	1	1	0	0	.500
Steve Addazio.....(2)	0	2	0	0	.000
Dan Henning.....(1)	1	0	0	0	1.000

### BOSTON COLLEGE ASSISTANT COACHES

Ben Albert (Massachusetts '95)..... Defensive Line  
 Don Brown (Norwich '77)..... Defensive Coordinator/Linebackers  
 Todd Fitch (Ohio Wesleyan '86)..... Offensive Coordinator/Quarterbacks  
 Justin Frye (Indiana '06)..... Offensive Line  
 Coleman Hutzler (Middlebury College '06).. Special Teams/Outside Linebackers  
 Kevin Lempa (Southern Connecticut State '73)..... Defensive Backs  
 Frank Leonard (Central Connecticut State '81)..... Tight Ends  
 Al Washington (Boston College '06)..... Running Backs  
 Brian White (Harvard '87)..... Wide Receivers



# BOSTON COLLEGE 2014 STATISTICS



## 2014 Boston College Results (7-6, 4-4 ACC)

Date..... Result .. Opponent.....Att.	BC		Opp.		Offense					Defense				
	AP	USA	AP	USA	Run	Pass	Total	Passes	TO	Run	Pass	Total	Passes	TO
A30 ..... W, 30-7 ... at Massachusetts	--	--	--	--	338	173	511	17-25-1	1	55	147	202	9-22-1	1
S5 ..... L, 20-30... Pittsburgh	--	--	--	--	142	134	276	10-28-2	2	303	111	414	10-20-1	1
S13 ..... W, 37-31... Southern California	--	--	9	10	452	54	506	5-14-1	1	20	317	337	31-41-0	0
S20 ..... W, 40-10 . Maine	--	--	--	--	413	136	549	12-21-1	1	16	123	139	10-18-0	0
S27 ..... L, 21-24... Colorado State	--	--	--	--	239	169	408	12-18-1	1	162	268	430	27-41-2	2
O11 ..... W, 30-14 . at NC State	--	--	--	--	310	101	411	12-19-0	1	43	174	217	14-30-1	2
O18 ..... L, 13-17... Clemson	--	--	24	22	120	143	263	9-20-0	0	113	285	398	29-45-0	0
O25 ..... W, 23-17 . at Wake Forest	--	--	--	--	202	165	367	11-15-0	1	19	242	261	22-30-1	1
N1 ..... W, 33-31 . at Virginia Tech	--	--	--	--	258	110	368	8-15-0	0	69	345	414	31-49-0	1
N8 ..... L, 19-38... Louisville	--	--	--	--	166	166	332	9-20-4	4	166	257	423	17-24-0	1
N22 ..... L, 17-20... at Florida State	--	--	1	1	240	73	313	6-11-0	0	110	281	391	22-32-1	1
N29 ..... W, 28-7 ... Syracuse	--	--	--	--	142	160	302	13-17-0	1	62	66	128	8-20-2	2
D27 ..... L, 30-31... vs. Penn State	--	--	--	--	289	97	386	11-20-0	0	82	371	453	34-50-0	2

New Era Pinstripe Bowl, Yankee Stadium, Bronx, N.Y.

TEAM STATISTICS	BC	OPP
SCORING.....	341	277
Points Per Game.....	26.2	21.3
Points Off Turnovers.....	104	107
FIRST DOWNS.....	248	225
Rushing.....	157	77
Passing.....	73	135
Penalty.....	18	13
RUSHING YARDAGE.....	3311	1228
Yards gained rushing.....	3675	1613
Yards lost rushing.....	364	385
Rushing Attempts.....	635	399
Average Per Rush.....	5.2	3.1
Average Per Game.....	254.7	94.5
TDs Rushing.....	31	14
PASSING YARDAGE.....	1681	2987
Comp-Att-Int.....	135-243-10	264-423-9
Average Per Pass.....	6.9	7.1
Average Per Catch.....	12.5	11.3
Average Per Game.....	129.3	229.8
TDs Passing.....	13	20
TOTAL OFFENSE.....	4992	4215
Total Plays.....	878	822
Average Per Play.....	5.7	5.1
Average Per Game.....	384.0	324.2
KICK RETURNS: #-Yards.....	35-910	47-862
PUNT RETURNS: #-Yards.....	16-125	28-181
INT RETURNS: #-Yards.....	9-86	10-100
KICK RETURN AVERAGE.....	26.0	18.3
PUNT RETURN AVERAGE.....	7.8	6.5
INT RETURN AVERAGE.....	9.6	10.0
FUMBLES-LOST.....	11-3	10-5
PENALTIES-Yards.....	58-498	75-593
Average Per Game.....	38.3	45.6
PUNTS-Yards.....	66-2764	79-3187
Average Per Punt.....	41.9	40.3
Net punt average.....	37.9	37.0
KICKOFFS-Yards.....	67-3940	56-3412
Average Per Kick.....	58.8	60.9
Net kick average.....	39.2	36.2
TIME OF POSSESSION/Game.....	33:06	26:54
3RD-DOWN Conversions.....	64/177	72/185
3rd-Down Pct.....	36%	39%
4TH-DOWN Conversions.....	12/20	6/12
4th-Down Pct.....	60%	50%
SACKS BY-Yards.....	33-224	21-153
MISC YARDS.....	7	0
TOUCHDOWNS SCORED.....	45	34
FIELD GOALS-ATTEMPTS.....	12-19	13-17
ON-SIDE KICKS.....	2-2	0-2
RED-ZONE SCORES.....	(31-37) 84%	(35-42) 83%
RED-ZONE TOUCHDOWNS (23-37).....	62%	(27-42) 64%
PAT-ATTEMPTS.....	(35-43) 81%	(34-34) 100%
ATTENDANCE.....	239893	293084
Games/Avg Per Game.....	7/34270	6/48847
Neutral Site Games.....	0/0	

RUSHING.....Att. Yds. TD Lg. Avg.
Tyler Murphy.....181 1184 11 71 91.1
Jon Hilliman.....210 860 13 52 66.2
Myles Willis.....88 459 2 68 35.3
Sherman Alston.....34 352 2 54 27.1
Marcus Outlow.....59 243 0 27 20.2
Tyler Rouse.....49 214 3 42 16.5
Darius Wade.....2 12 0 7 3.0
Shakim Phillips.....1 0 0 0 -0.2
TEAM.....11 -11 0 2 -1.1
<b>Total.....635 3311 31 71 254.7</b>
<b>Opponents.....399 1228 14 43 94.5</b>
PASSING.....Cmp. Att. Int. Pct. Yds. TD
Tyler Murphy.....131 230 10 57.0 1623 13
Darius Wade.....3 8 0 37.5 23 0
Josh Bordner.....1 2 0 50.0 35 0
<b>Total.....135 243 10 55.6 1681 13</b>
<b>Opponents.....264 423 9 62.4 2987 20</b>
RECEIVING.....Rec. Yds. TD Lg. Avg.
Josh Bordner.....27 346 3 48 12.8
Dan Crimmins.....25 305 0 55 12.2
Sherman Alston.....16 175 2 37 10.9
Shakim Phillips.....13 282 4 49 21.7
Charlie Callinan.....13 149 1 35 11.5
David Dudeck.....13 148 1 41 11.4
Marcus Outlow.....11 103 1 31 9.4
Bobby Wolford.....6 40 1 19 6.7
Tyler Rouse.....4 44 0 23 11.0
Jarrett Darmstatter.....2 48 0 42 24.0
Gabriel McClary.....2 12 0 7 6.0
Myles Willis.....1 18 0 18 18.0
Nat Dixon.....1 6 0 6 6.0
Jon Hilliman.....1 5 0 5 5.0
<b>Total.....135 1681 13 55 12.5</b>
<b>Opponents.....264 2987 20 77 11.3</b>
PUNTING.....No. Yds. Lg. Blk. Avg.
Alex Howell.....65 2764 62 1 42.5
TEAM.....1 0 0 0 0.0
<b>Total.....66 2764 62 1 41.9</b>
<b>Opponents.....79 3187 67 0 40.3</b>
PUNT RETURNS.....No. Yds. TD Lg. Avg.
Sherman Alston.....15 125 0 36 8.3
Bryce Jones.....1 0 0 0 0.0
<b>Total.....16 125 0 36 7.8</b>
<b>Opponents.....28 181 0 35 6.5</b>
KICK RETURNS.....No. Yds. TD Lg. Avg.
Myles Willis.....34 895 1 95 26.3
David Dudeck.....1 15 0 15 15.0
<b>Total.....35 910 1 95 26.0</b>
<b>Opponents.....47 862 0 50 18.3</b>

SCORING.....TD FGs PAT Pts.
Jon Hilliman.....13 0-0 0-0 78
Tyler Murphy.....11 0-0 0-0 66
Joey Launcefors.....0 4-4 14-18 26
Shakim Phillips.....4 0-0 0-0 24
Sherman Alston.....4 0-0 0-0 24
Alex Howell.....0 5-11 8-9 23
Mike Knoll.....0 3-4 13-15 22
Josh Bordner.....3 0-0 0-0 18
Myles Willis.....3 0-0 0-0 18
Tyler Rouse.....3 0-0 0-0 18
Bobby Wolford.....1 0-0 0-0 6
Marcus Outlow.....1 0-0 0-0 6
Charlie Callinan.....1 0-0 0-0 6
David Dudeck.....1 0-0 0-0 6
TEAM.....0 0-0 0-1 0
<b>Total.....45 12-19 35-43 341</b>
<b>Opponents.....34 13-17 34-34 277</b>
TACKLES.....Solo Ast. Tot.
Justin Simmons.....63 13 76
Steven Daniels.....44 28 72
Manuel Asprilla.....56 14 70
Josh Keyes.....45 21 66
Dominique Williams.....39 20 59
Ty-Meer Brown.....29 14 43
Mike Strizak.....21 22 43
Kevin Kavalec.....31 9 40
Sean Duggan.....18 18 36
Connoe Wujciak.....18 15 33
Brian Mihalik.....16 15 31
Truman Gutapfel.....12 14 26
John Johnson.....18 7 25
Kamrin Moore.....15 7 22
Bryce Jones.....17 3 20
Sean Sylvia.....7 12 19
Matt Milano.....15 3 18
Malachi Moore.....14 3 17
Isaac Yiadom.....7 6 13
Seyi Adebayo.....9 3 12
Connor Strachan.....5 7 12
Harold Landry.....6 5 11
Nick Lifka.....4 2 6
David Dudeck.....4 1 5
Mehdi Mbdesmad.....2 2 4
Myles Willis.....4 1 4
Leonard Skubal.....2 1 3
Tyler Rouse.....2 1 3
Ty Schwab.....1 1 2
Christian Lezzer.....1 1 2
Sherman Alston.....1 1 2
Bobby Wolford.....1 1 1
Shakim Phillips.....1 1 1
Atem Ntantang.....1 1 1
Seth Betancourt.....1 1 1
Jeffrey Jay.....1 1 1
Jack Cottrell.....1 1 1
Alex Howell.....1 1 1
Richard Wilson.....1 1 1
INTERCEPTIONS.....No. Yds. TD Lg.
Justin Simmons.....2 20 0 20
Dominique Williams.....1 2 0 2
Mike Strizak.....1 1 0 1
Ty-Meer Brown.....1 4 0 4
Brian Mihalik.....1 21 0 21
Steven Daniels.....1 23 0 23
Bryce Jones.....1 0 0 0
Sean Duggan.....1 15 0 15
<b>Total.....9 86 0 23</b>
<b>Opponents.....10 100 0 38</b>



## 2015 Clemson Schedule

Date	Opponent	Record	Series	Series Last	Began Meeting	Stadium (Capacity)	Site
Sept. 5	Wofford (RSN), 12:30 pm	7-0-0	..1896	.....2011	hW 35-27	Clemson Memorial Stadium (81,500)	Clemson, S.C.
Sept. 12	Appalachian State (ESPN3), 12:30 pm	4-0-0	..1984	.....1997	hW 23-12	Clemson Memorial Stadium (81,500)	Clemson, S.C.
Sept. 17	at Louisville (ESPN), 7:30 pm	1-0-0	..2014	.....2014	hW 23-17	Papa John's Cardinal Stadium (55,000)	Louisville, Ky.
Oct. 3	Notre Dame	1-1-0	..1977	.....1979	aW 16-10	Clemson Memorial Stadium (81,500)	Clemson, S.C.
Oct. 10	Georgia Tech	27-50-2	..1898	.....2014	aL 28-6	Clemson Memorial Stadium (81,500)	Clemson, S.C.
Oct. 17	Boston College	13-9-2	..1939	.....2014	aW 17-13	Clemson Memorial Stadium (81,500)	Clemson, S.C.
Oct. 24	at Miami	3-6-0	..1945	.....2010	hL 30-21	Sun Life Stadium (64,982)	Miami Gardens, Fla.
Oct. 31	at NC State	54-28-1	..1899	.....2014	aW 30-14	Carter-Finley Stadium (57,600)	Clemson, S.C.
Nov. 7	Florida State	8-20-0	..1899	.....2014	aL 23-17	ot Clemson Memorial Stadium (81,500)	Clemson, S.C.
Nov. 14	at Syracuse	2-1-0	..1996	.....2014	hW 16-6	Clemson Memorial Stadium (81,500)	Clemson, S.C.
Nov. 21	Wake Forest	62-17-1	..1933	.....2014	aW 34-20	BB&T Field (31,500)	Winston-Salem, N.C.
Nov. 28	South Carolina	66-42-4	..1896	.....2014	hW 35-17	Williams-Brice Stadium (80,250)	Columbia, S.C.

### 2014 In Review

Despite injuries which limited the playing time of mercurial QB **Deshaun Watson** to just eight games, Clemson utilized the nation's best defense and timely offense to post its fourth straight season with 10 or more wins, capped by impressive victories over arch-rival South Carolina (35-17) and Oklahoma (40-6) in the Russell Athletic Bowl... The Tigers, led by two-time consensus All-America **DE Vic Beasley**, led the nation in total defense (260.8), tackles for loss (10.1), third-down conversion percentage defense (.274) and team pass efficiency defense (98.32)...Clemson came within just an overtime loss to the Jameis Winston-less Seminoles from another appearance in the ACC Football Championship Game...**NT Grady Jarrett** earned third-team All-America honors (Athlon)...**WR Artavis Scott** and **CB MacKensie Alexander** were first-team Freshman All-Americans while Watson earned Honorable Mention honors...Beasley, Jarrett, **LB Stephone Anthony** and **CB Garry Peters** were first-team All-ACC selections while WRs **Scott** and **Mike Williams** were 2nd-team All-ACC honorees...Alexander, **G David Beasley**, **T Kalon Davis**, **S Robert Smith** and **PK Ammon Lakip** were Honorable Mention All-ACC.

### Who's Gone

The nation's best defense is gutted, missing eight starters, including the entire front six in **DEs Beasley** and **Corey Crawford**, **NT Jarrett**, **DT Deshaun Williams** and **LBs Anthony** and **Tony Steward** as well as **Peters** and **Smith** in the secondary...Offensively, The Tigers will have to replace starting **QB Cole Stoudt**, **WR Adam Humphries** and three members of their offensive line in **Gs Beasley** and **Reid Webster** and **T Davis** and coordinator and offensive guru **Chad Morris**. Also gone is punter and kickoff specialist **Bradley Pinion**.

### The Schedule

The Tigers' slate doesn't get any easier. Clemson does have key home games with Florida State, Notre Dame and Georgia Tech, but also has road trips to arch-rival South Carolina, Louisville, NC State and Miami.

### 2015 Preview

Offensive priorities included replacing three members of the line and adjusting to the staff change of having offensive co-coordinators with **Jeff Scott** and **Tony Elliott** filling those roles...That arrangement worked fine in the Tigers' Russell Athletic Bowl domination of Oklahoma, and the return of **QB Deshaun Watson** and big-play **WRs Artavis Scott** (76 catches) and **Mike Williams** (57 catches, 18.1 avg.) should make that transition easier...Scott and Williams head a talented receiver corps that includes **WRs Germone Hopper**, **Charone Peake** and freshman **Trevion Thompson**; as well as **TEs Jordan Leggett** and **Stanton Seckinger**...Watson completed 68 percent of his passes with an efficiency rating (188.57) which would have led the nation had he played in enough games to qualify...In his spring absence, junior **Nick Schuessler** impressed in his bid for the backup QB role...Watson will have a talented running back corps to work with led by **Wayne Gallman** (789 yards) and including **Tyson Dye**, **C.J. Davidson** and **Zac Brooks**...**C Ryan Norton** is the only returning starter on a rebuilt line that includes **Gs Eric MacLain** and **Tyrone Crowder** and **T Joe Gore** and possibly true freshman **Mitch Hyatt**...Defense is where some heavy lifting will need to occur...There is talent available with seven returning lettermen up front, including **DEs Shaq Lawson** (11.0 TFLs) and **Kevin Dodd**, and **DTs D.J. Reader** and **Carlos Watkins** as well as five returning lettermen at line-backer... **Ben Boulware** (40 tackles), **Korrin Wiggins** (34 tackles) and **B.J. Goodson** (25 tackles) came out of spring as starters with **Dorian O'Daniel** (28 tackles) and **T. J. Burrell** pushing for playing time...Alexander and **S Jayron Kearse** key a secondary that includes **SS Jadar Johnson** and **CB Cordrea Tankersly**.

## Roster Breakdown

### Starters Returning (9)

Pos	Name	Starts	Starts
WR	Mike Williams, Jr.	11	14
WR	Artavis Scott, So.	6	6
TE	Jordan Leggett, Jr.	7	8
C	Ryan Norton, Sr.-R.	11	24
RB	Wayne Gallman, So.	9	9

### Defense (3)

Pos	Name	Starts	Starts
*LB	Korrin Wiggins, Jr.	6	6
*LB	B.K. Goodson, Sr.	6	6
CB	MacKensie Alexander, So	13	13
FS	Jayron Kearse, Jr.	12	12

### \*Same position

### Specialists (1)

Pos	Name	Starts	Starts
P	Ammon Lakip, Jr.	13	13

### Starters Lost (15)

Pos	Name	Starts	Starts
WR	Adam Humphries	10	15
T	Kalon Davis	7	8
T	Isaiah Battle	11	15
G	David Beasley	7	18
G	Reid Webster	13	13
QB	Cole Stoudt	8	8

### Defense (8)

Pos	Name	Starts	Starts
DE	Vic Beasley	12	30
NG	Grady Jarrett	13	37
DT	DeShawn Williams	7	17
DE	Corey Crawford	10	35
LB	Stephone Anthony	12	35
LB	Tony Steward	12	12
SAF	Robert Smith	12	26
CB	Garry Peters	12	17

### Specialists (1)

Pos	Name	Starts	Starts
P	Bradley Pinion	12	25

### Quick Facts

Location	Clemson, SC. 29634
Founded	1889
Enrollment	20,700
President	James P. Clements
Director Athletics	Dan Radakovich
Stadium	Memorial Stadium
Capacity	81,500
2014 Overall Record	10-3
2014 ACC Record	6-2
2014 ACC Finish	2nd in Atlantic Division

### Clemson Tigers

Lettermen Returning	43
Offensive Lettermen Returning	22
Defensive Lettermen Returning	20
Specialist Lettermen Ret.	1

Lettermen Lost	29
Offensive Lettermen Lost	13
Defensive Lettermen Lost	13
Specialists Lettermen Lost	3

### Returning Production Index

(Percentage of 2014 Statistics Returning)	
% Passing Returning	.487
% Rushing Returning	.808
% Receiving Returning	.846
% Receiving Yards Ret.	.917
% Scoring Returning	.873
% Kickoff Returns	.952
% Punt Returns	.000
% Tackles Returning	.435
% Turnovers Forced	.542

### Numbers & Notes

**1st** - Clemson led the nation in total defense in 2014, allowing just 260.8 yards per game. The Tigers also led the nation in tackles for loss (10.1), third-down conversion percentage defense (.274), fewest first downs allowed (185) and team pass efficiency defense (98.32).

**6** - The number of touchdown passes for **QB Deshaun Watson** against North Carolina. The most ever by an ACC freshman in a single game.

**7th** - Under head coach **Dabo Swinney** in the last four years, Clemson has won 42 games, which ties for the 7th-highest total in major college football (FBS).

**12** - Since 2011, Clemson has posted a 12-4 record against the Top 25 winningest college football teams of all-time in terms of total wins. The Tigers will host two teams on that list in back-to-back games on Oct. 3 (Notre Dame, 2nd) and Oct. 10 (Georgia Tech, 15th).

**17.48** - The career per-catch average for Clemson junior **WR Mike Williams**, who has recorded 77 receptions and 1,346 yards the past two seasons. The reception yard average is 7th-best in Clemson history for 30 or more career catches.

**76** - The number of catches for freshman **WR Artavis Scott** in 2014, the third-best total by a freshman in ACC history.

**95.2** - The average number of rushing yards per game for Clemson **TB Wayne Gallman** over the Tigers' final six games of 2014.



# CLEMSON CAREER LEADERS, ALPHABETICAL ROSTER



TOTAL OFFENSE	Rush	Pass	TDR	Total
1. Tajh Boyd (2010-13)	1165	11904	133	13069
2. Charlie Whitehurst (2002-05)	94	9665	59	9759
3. Woodrow Dantzler (1998-01)	2761	6037	68	8798
4. Nealon Greene (1994-97)	1066	5719	43	6785
5. Steve Fuller (1975-78)	1737	4359	44	6096
6. Cullen Harper (2005-08)	-213	5762	47	5549
7. Rodney Williams (1985-88)	863	4647	28	5510
8. Kyle Parker (2009-10)	163	4739	33	4902
9. Homer Jordan (1979-82)	971	3643	26	4614
10. DeChane Cameron (1988-91)	926	3300	23	4226

PASSING YARDAGE	Comp-Att	Pct	TD	Yards
1. Tajh Boyd (2010-13)	901-1402	643	107	11904
2. Charlie Whitehurst (2002-05)	817-1368	597	46	9665
3. Woodrow Dantzler (1998-01)	460-796	577	41	6037
4. Cullen Harper (2005-08)	518-815	635	42	5762
5. Nealon Greene (1994-97)	458-805	568	35	5719
6. Kyle Parker (2009-10)	401-710	564	32	4739
7. Rodney Williams (1985-88)	333-717	464	16	4647
8. Steve Fuller (1975-78)	287-554	518	22	4359
9. Tommy Kendrick (1969-71)	303-644	470	24	3893
10. Homer Jordan (1979-82)	250-479	521	15	3643

RECEIVING YARDAGE	Rec	TD	Avg	Yards
1. Sammy Watkins (2011-13)	240	27	14.13	3391
2. DeAndre Hopkins (2010-12)	206	27	14.66	3020
2. Aaron Kelly (2005-08)	232	20	11.78	2733
3. Terry Smith (1990-93)	162	15	16.55	2681
4. Perry Tuttle (1978-81)	150	17	16.89	2534
5. Rod Gardner (1997-00)	166	13	15.05	2498
6. Jerry Butler (1975-78)	139	11	15.99	2223
7. Derrick Hamilton (2001-03)	163	15	13.61	2218
8. Airese Currie (2001-04)	137	10	14.78	2025
9. Jacoby Ford (2006-09)	143	16	13.89	1986

RUSHING	Att	TD	Avg	Yards
1. Raymond Priestler (1994-97)	805	21	4.93	3966
2. James Davis (2005-08)	753	47	5.15	3881
3. C.J. Spiller (2006-09)	606	32	5.85	3547
4. Andre Ellington (2009-12)	621	33	5.53	3436
5. Travis Zachery (1998-01)	691	41	4.43	3058
6. Kenny Flowers (1983-86)	590	26	4.94	2914
7. Terry Allen (1987-89)	523	28	5.31	2778
8. Buddy Gore (1966-68)	600	15	4.29	2561
9. Ray Yauger (1968-70)	555	16	4.39	2439
10. Chuck McSwain (1979-82)	483	23	4.80	2320

RECEPTIONS	Yards	TD	Avg	Rec
1. Sammy Watkins (2011-13)	3391	27	14.13	240
2. Aaron Kelly (2005-08)	2733	20	11.78	232
3. DeAndre Hopkins (2010-12)	3020	27	14.66	206
4. Derrick Hamilton (2001-03)	2218	15	13.61	167
5. Rod Gardner (1997-00)	2498	13	15.05	166
6. Terry Smith (1990-93)	2681	15	16.55	162
7. Perry Tuttle (1978-81)	2534	17	16.89	150
8. Jacoby Ford (2006-09)	1986	16	13.89	143
9. Chansi Stuckey (2003-06)	1760	7	12.48	141
10. Jerry Butler (1975-78)	2223	11	15.99	139

SCORING	Points
1. Chandler Catanzaro (2010-13)	404
2. Aaron Hunt (2000-03)	314
3. C.J. Spiller (2006-09)	308
4. Nelson Welsh (1991-94)	301
5. Travis Zachery (1998-2001)	300
6. James Davis (2005-08)	294
7. Obed Ariri (1977-80)	288
8. Chris Gardocki (1988-90)	261
9. Jad Dean (2003-06)	250
10. David Treadwell (1985-87)	233

No.	Name	Pos.	Ht.	Wt.	Cl.	Hometown
53	** Martin Aiken	DE	6-2	225	Jr.-R.	Smoaks, S.C.
2	* Mackensie Alexander	CB	5-10	190	So.-R.	Immokalee, Fla.
21	* Adrian Baker	CB	5-11	180	So.-R.	Hallandale, Fla.
11	Shadell Bell	WR	6-3	190	Fr.	Decatur, Ga.
39	Jordan Bianchi	WR	6-6	210	Sr.-R.	Greer, S.C.
11	** Travis Blanks	S	6-1	205	Jr.-R.	Tallahassee, Fla.
10	** Ben Boulware	LB	6-0	235	Jr.	Anderson, S.C.
24	** Zac Brooks	RB	6-0	200	Jr.-R.	Jonesboro, Ark.
49	Beau Brown	S	6-0	195	Sr.-R.	Beaufort, S.C.
76	Jim Brown#	LS	6-4	230	Sr.-R.	Walterboro, S.C.
91	Austin Bryant	DL	6-4	250	Fr.	Pavo, Ga.
2	Kelly Bryant	QB	6-4	205	Fr.	Calhoun Falls, S.C.
41	** T.J. Burrell	LB	5-11	215	Jr.-R.	Goose Creek, S.C.
40	*** Roderick Byers	DT	6-3	290	Sr.-R.	Rock Hill, S.C.
8	Deon Cain	WR	6-1	190	Fr.	Tampa, Fla.
31	* Ryan Carter	CB	5-9	180	So.-R.	Grayson, Ga.
95	Gage Cervenka	DL	6-3	275	Fr.	Greenwood, S.C.
20	Kaleb Chalmers	DB	6-0	180	Fr.	Greenwood, S.C.
26	* Adam Choice	RB	5-9	215	So.	Thomasville, Ga.
61	William Cockerill	OT	6-6	250	Sr.	Sumter, S.C.
55	* Tyrone Crowder	OG	6-2	330	So.-R.	Marston, N.C.
21	** C.J. Davidson#	RB	5-10	200	Sr.-R.	Clemson, S.C.
33	J.D. Davis	LB	6-2	220	Fr.	Clemson, S.C.
36	Judah Davis	LB	6-2	220	Fr.	Clemson, S.C.
7	LaSamuel Davis	DL	6-4	215	Fr.	Bamberg, S.C.
98	** Kevin Dodd	DE	6-5	275	Jr.-R.	Taylors, S.C.
82	* Adrien Dunn	WR	5-7	170	So.-R.	Clemson, S.C.
22	* Tyshon Dye	RB	5-11	215	So.-R.	Elberton, Ga.
29	* Marcus Edmond	CB	5-11	170	So.-R.	Hopkins, S.C.
61	David Estes	LS	6-1	205	Jr.-R.	Mauldin, S.C.
50	Justin Falcinelli	OG	6-3	305	Fr.-R.	Middletown, Md.
99	Clelin Ferrell	DL	6-5	220	Fr.	Richmond, Va.
24	Mark Fields	DB	5-10	185	Fr.	Cornelius, N.C.
63	Jake Fruhmorgen	OL	6-5	285	Fr.	Tampa, Fla.
27	C.J. Fuller	RB	5-9	215	Fr.-R.	Easley, S.C.
9	* Wayne Gallman	RB	6-1	205	So.-R.	Loganville, Ga.
17	Jeffery Gibson	S	6-4	200	Fr.-R.	Hope Mills, N.C.
77	Zach Giella	OL	6-5	275	Fr.	Lincolnton, Ga.
44	*** B.J. Goodson	LB	6-0	240	Sr.-R.	Lamar, S.C.
73	*** Joe Gore#	OT	6-5	290	Sr.-R.	Lake Waccamaw, N.C.
71	Noah Green	OL	6-5	275	Fr.	Boiling Springs, S.C.
15	** T.J. Green	S	6-3	205	Jr.	Sylacauga, Ala.
87	D.J. Greenlee	TE	6-1	235	So.-R.	Clemson, S.C.
57	** Jay Guillermo	C	6-3	310	Jr.-R.	Maryville, Tenn.
51	Taylor Hearn	OT	6-4	325	Fr.-R.	Williston, S.C.
5	** Germone Hopper	WR	5-11	175	Jr.-R.	Charlottesville, N.C.
67	Albert Huggins	DL	6-3	280	Fr.	Orangeburg, S.C.
75	Mitch Hyatt	OL	6-6	270	Fr.	Sugar Hill, Ga.

No.	Name	Pos.	Ht.	Wt.	Cl.	Hometown
10	Tucker Israel	QB	5-11	190	Fr.	Orlando, Fla.
18	** Jadar Johnson	S	6-0	200	Jr.	Orangeburg, S.C.
93	Sterling Johnson	DL	6-5	275	Fr.	Clayton, N.C.
34	Kendall Joseph	LB	5-11	225	Fr.-R.	Belton, S.C.
1	** Jayron Kearse	S	6-4	210	Jr.	Fort Myers, Fla.
36	** Ammon Lakip	PK/P	5-11	200	Sr.-R.	Johns Creek, Ga.
90	** Shaq Lawson	DE	6-3	275	Jr.	Central, S.C.
16	** Jordan Leggett	TE	6-5	250	Jr.	Navarre, Fla.
78	*** Eric Mac Lain#	OL	6-4	305	Sr.-R.	Hope Mills, N.C.
59	Collins Mauldin#	DE	6-1	230	Sr.-R.	Rock Hill, S.C.
34	Ray Ray McCloud	WR	5-9	175	Fr.	Tampa, Fla.
89	** Jay Jay McCullough	TE	6-3	245	Jr.-R.	Fort Mill, S.C.
19	* Maverick Morris	OT	6-4	295	So.-R.	Broxton, Ga.
69	Tanner Muse	DB	6-4	205	Fr.	Belmont, N.C.
58	*** Ryan Norton#	OL	6-3	285	Sr.-R.	Simpsonville, S.C.
6	* Dorian O'Daniel	LB	6-2	215	So.-R.	Olney, Md.
56	* Scott Pagano	DT	6-3	295	So.-R.	Honolulu, Ha.
19	*** Charone Peake#	WR	6-2	205	#Sr.-R.	Moore, S.C.
48	*** D.J. Reader	DT	6-2	325	Sr.	Greensboro, N.C.
45	Chris Register	LB	6-2	245	Fr.-R.	Browns Summit, N.C.
13	Hunter Renfrow	WR	5-10	170	Fr.-R.	Myrtle Beach, S.C.
80	Milan Richard	TE	6-2	245	Fr.-R.	Savannah, Ga.
54	Zach Riggs	C	6-5	270	So.-R.	Greer, S.C.
50	Jabril Robinson	DE	6-3	255	Fr.-R.	Leland, N.C.
85	Dane Rogers	DT	6-3	260	So.-R.	Shelby, N.C.
43	Korie Rogers	LB	6-2	235	Fr.-R.	Flowery Branch, Ga.
85	Seth Ryan	WR	5-11	170	So.-R.	Summit, N.J.
12	* Nick Schuessler	QB	6-3	195	Jr.-R.	Grayson, Ga.
3	* Artavis Scott	WR	5-10	190	So.	Oldsmar, Fla.
81	*** Stanton Seckinger#	TE	6-5	240	#Sr.-R.	Isle of Palms, S.C.
84	Cannon Smith	TE	6-4	240	Fr.-R.	Columbia, S.C.
35	Chad Smith	LB	6-3	215	Fr.	Sterling, Va.
23	Van Smith	DB	6-2	170	Fr.	Cornelius, N.C.
47	Alex Spence	PK	6-2	190	Fr.-R.	Florence, S.C.
25	** Cordrea Tankersley	CB	6-1	195	Jr.	Beech Island, S.C.
32	Andy Teasdall	P	5-11	185	Jr.-R.	Winston-Salem, N.C.
1	Trevion Thompson	WR	6-2	195	Fr.-R.	Durham, N.C.
---	Amir Trapp	DB	5-7	155	Fr.	Clemson, S.C.
94	** Carlos Watkins	DT	6-3	295	Jr.-R.	Mooresboro, N.C.
4	* Deshaun Watson	QB	6-2	205	So.	Gainesville, Ga.
12	** Korri Wiggins	S	5-11	195	Jr.	Durham, N.C.
42	Christian Wilkins	DL	6-5	305	Fr.	Longmeadow, Mass.
44	Garrett Williams	TE	6-4	225	Fr.	Orlando, Fla.
30	Jalen Williams	LB	6-0	215	Fr.	Columbia, S.C.
7	** Mike Williams	WR	6-4	210	Jr.	Vance, S.C.
49	Richard Yeargin	DE	6-4	225	Fr.-R.	Lauderdale Lakes, Fla.

\* Denotes letter earned; R-Denotes redshirted; #-Denotes graduate.





## Dabo Swinney Head Coach (Alabama '93)

Record: at Clemson 61-25 (.701), 7 Yrs

Overall: 61-25 (.701), 7 Years  
Born: November 20, 1969



Dabo Swinney begins his seventh full season as head coach of the Clemson Tigers after leading them to the most wins (42) in a four-year period in school history. Swinney has now led the Tigers to four consecutive 10-win seasons, one of only three FBS programs (Alabama, Oregon) to have done so in the last four years. In successive seasons, the Tigers defeated 9th-ranked LSU in the Chick-fil-A Bowl, 7th-ranked Ohio State in the Orange Bowl and Oklahoma in the 2014 Russell Athletic Bowl--all former national champions. Swinney guided Clemson to a 10-3 record this past year and to its seventh straight bowl trip. He was named national coach of the year by the Fellowship of Christian Athletes (FCA). The Tigers were ranked 15th in both major polls in 2014, their fourth straight Top 25 finish. They also led the nation in total defense (260.8), team pass efficiency defense (98.32), third-down conversion percentage defense and team tackles for loss. Clemson was ranked 8th by AP in 2013, 11th in 2012 and 22nd in 2011. Swinney's 2011 Tiger team captured the school's first ACC title in 20 years. His .727 winning percentage in ACC games and his .701 overall winning percentages are the 7th-best in league history. Named the interim head coach after Clemson's sixth game of the 2008 season, Swinney led the Tigers to four wins in their next six games and a berth in the Gator Bowl. A 1993 graduate of Alabama, he is a veteran of 14 years as a coach at Alabama and Clemson. He joined the Tiger staff of Tommy Bowden in 2003 and served two years as assistant head coach before being named interim head coach. He had the interim tag removed and was named the 25th head coach in Clemson history after the end of the 2008 season. It didn't take him long to put his mark on the Clemson football program. Swinney, in just his third full season with the Tigers in 2011, led Clemson to its first ACC Football Championship since 1991, and its first appearance in the Orange Bowl since 1981. That year, he was named the winner of the Bobby Dodd National Coach of the Year Award. In his 12 years with the Tigers, they have finished in the top 25 of the final polls eight times. Swinney has developed a reputation as one of the top recruiters in the nation. ESPN.com has rated each of his eight recruiting classes in its Top 20 nationally, including his 2015 class, which was ranked fourth. Swinney received a commerce & business administration degree from Alabama in 1993 after lettering three times (1990-92). A walk-on who went on to earn a scholarship, Swinney was a wide receiver who was a member of Alabama's 1992 National Championship team. An Academic All-SEC selection, he was also named to the SEC Scholar-Athlete Honor Roll in 1990 and 1992. Swinney served as a graduate assistant coach from 1993-95 at Alabama, receiving a master's degree in business administration. He became a full-time assistant coach for the Crimson Tide in February of 1996 under then head coach Gene Stallings. During his time at Alabama as a player or coach, Swinney was a part of six teams which recorded 10 wins, five top-10 finishes, one national title (1992), three SEC championships, and five SEC Western Division titles. From April of 2001 through February of 2003, Swinney was in private business in Alabama. He married the former Kathleen Bassett in 1994. They have three sons, Will, Drew, and Clay.

### Swinney by the Numbers

Year	School	APUSA	ACC	Pct.	Finish	All	Pct.	
2008	Clemson	3-2	.600	T3rdA	4-3-0	.571		
2009	Clemson	24	6-2	.750	1stA	9-5-0	.642	
2010	Clemson	4-4	.500	T4thA	6-7-0	.461		
2011	Clemson	22	22	6-2	.750	ACCCh	10-4-0	.714
2012	Clemson	11	10	7-1	.875	T1stA	11-2-0	.846
2013	Clemson	8	7	7-1	.875	2ndA	11-2-0	.846
2014	Clemson	15	15	6-2	.750	2ndA	10-3-0	.769
<b>Clemson: 7 years..... 40-15* (.727)..... 61-26-0(.701)</b>								
<b>Overall Record: 7 years.. 40-15* (.727)..... 61-26-0(.701)</b>								
<b>*Includes ACC Championship Games</b>								

Versus ACC Schools:	vs. Louisville
vs. Boston College	6-1
vs. Duke	2-0
vs. Florida State	2-5
vs. Georgia Tech	3-5
vs. Maryland	4-1
vs. Miami	1-1
vs. North Carolina	2-1
vs. NC State	5-1
vs. Syracuse	2-0
vs. Virginia	3-0
vs. Virginia Tech	3-0
vs. Wake Forest	6-0

## Clemson Coaches and Records

### OVERALL WON/LOSS RECORDS

No.	Head Coach	Years	W	L	T	Pct
1.	W.M. Riggs	(2) 1896, 1899	6	3	0	.667
2.	W.W. Williams	(1) 1897	2	2	0	.500
3.	J.A. Penton	(1) 1898	3	1	0	.750
4.	John Heisman	(4) 1900-1903	19	3	2	.833
5.	Shack Shealy	(1) 1904	3	3	0	.500
6.	E.B. Cochems	(1) 1905	3	2	1	.583
7.	Bob Williams	(5) 1906, 09, 13-15	21	14	6	.585
8.	Frank Shaughnessy	(1) 1907	4	4	0	.500
9.	J.N. Stone	(1) 1908	1	6	0	.143
10.	Frank Dobson	(3) 1910-1912	11	12	1	.479
11.	Wayne Hart	(1) 1916	3	6	0	.333
12.	E.A. Donahue	(4) 1917-1920	11	12	1	.479
13.	E.J. Stewart	(2) 1921-1922	6	10	2	.389
14.	Bud Saunders	(4) 1923-1926	10	22	1	.318
15.	Josh Cody	(4) 1927-1930	29	11	1	.720
16.	Jess Neely	(9) 1931-1939	43	35	7	.547
17.	Frank Howard	(30) 1940-1969	165	118	12	.580
18.	Hootie Ingram	(3) 1970-1972	12	21	0	.364
19.	Red Parker	(4) 1973-1976	17	25	2	.409
20.	Charley Pell	(2) 1977-1978	18	4	1	.804
21.	Danny Ford	(11) 1978-1989	96	29	4	.760
22.	Ken Hatfield	(4) 1990-1993	32	13	1	.707
23.	Tommy West	(5) 1993-1998	31	28	0	.525
24.	Tommy Bowden	(10) 1999-2008	72	45	0	.615
25.	Dabo Swinney	(7) 2008-2014	61	26	0	.701

### CONFERENCE GAMES ONLY

Rk.	Head Coach	Years	W	L	T	Pct
1.	Charley Pell	(2) 1977-1978	10	1	1	.875
2.	Danny Ford	(11) 1978-1989	44	14	1	.754
3.	Dabo Swinney	(7) 2008-2014	40	15	0	.727
4.	Frank Howard	(17) 1953-1969	66	30	2	.684
5.	Ken Hatfield	(4) 1990-1993	19	10	1	.650
6.	Tommy Bowden	(10) 1999-2008	43	32	0	.573
7.	Tommy West	(5) 1994-1998	21	19	0	.525
8.	Red Parker	(4) 1973-1976	10	11	1	.477
9.	Hootie Ingram	(3) 1970-1972	8	10	0	.444

(Based on Winning Percentage)

### BOWL GAMES ONLY

Head Coach	Bowls	W	L	T	Pct
Danny Ford	(8)	6	2	0	.750
Tommy Bowden	(8)	3	5	0	.375
Dabo Swinney	(7)	4	3	0	.571
Frank Howard	(6)	3	3	0	.500
Tommy West	(4)	1	3	0	.250
Ken Hatfield	(2)	1	1	0	.500
Jess Neely	(1)	1	0	0	1.000
Charley Pell	(1)	0	1	0	.000

(Based on Appearances)

## CLEMSON ASSISTANT COACHES

- Dan Brooks (Western Carolina '76)..... Associate Head Coach, Defensive Line
- Robbie Caldwell (Furman '73)..... Offensive Line
- Tony Elliott (Clemson '03)..... Co-Offensive Coordinator, Running Backs
- Marion Hobby (Tennessee '95)..... Defensive Ends
- Danny Pearman (Clemson '88) .... Assistant Head Coach/Special Teams, Tight Ends
- Mike Reed (Boston College '94)..... Defensive Backs
- Jeff Scott (Clemson '03)..... Co-Offensive Coordinator, Wide Receivers
- Brandon Streeter (Clemson '99)..... Recruiting Coordinator, Quarterbacks
- Brent Venables (Kansas State '93)..... Defensive Coordinator, Linebackers



## 2014 Clemson Results (10-3, 6-2 ACC)

Date.....	Result .....	Opponent.....	Att.	Clem.		Opp.		Offense					Defense				
				AP	USA	AP	USA	Run	Pass	Total	Passes	TO	Run	Pass	Total	Passes	TO
A30	L, 21-45	at Georgia	92,746	16	16	12	12	102	189	291	17-32-1	1	328	131	459	18-26-0	1
S6	W, 73-7	S.C. State	78,000	23	24	--	--	268	467	735	32-42-0	1	7	37	44	12-25-1	1
S20	L, 17-23 OT	at Florida State	82,316	22	24	1	1	101	306	407	22-33-0	1	13	305	318	21-39-2	2
S27	W, 50-35	North Carolina	79,155	--	--	--	--	92	436	528	28-39-1	1	84	394	478	30-49-1	1
O4	W, 41-0	NC State	78,459	--	--	--	--	226	267	493	17-30-0	0	121	35	156	4-19-0	3
O11	W, 23-17	Louisville	81,500	--	25	--	--	72	157	229	22-39-2	2	52	212	264	15-30-0	2
O18	W, 17-13	at Boston College	42,038	24	22	--	--	113	285	398	29-45-0	0	120	143	263	9-20-0	0
O25	W, 16-6	Syracuse	80,031	21	20	--	--	166	209	375	24-35-2	4	88	82	170	12-28-2	3
N6	W, 34-20	at Wake Forest	28,846	19	19	--	--	145	282	427	27-42-1	2	7	112	119	12-30-0	0
N15	L, 6-28	at Georgia Tech	49,378	18	17	24	23	125	65	190	12-22-3	3	251	102	353	8-11-0	2
N22	W, 28-0	Georgia State	77,693	--	--	--	--	209	148	357	21-33-1	2	40	115	155	13-33-3	3
N29	W, 35-17	South Carolina	82,720	23	24	--	--	225	266	491	15-21-1	1	63	276	339	23-41-0	1
D29	W, 40-6	vs. Oklahoma	40,071	18	18	--	24	68	319	387	26-37-0	0	172	103	275	17-37-3	5

Russell Athletic Bowl, Florida Citrus Bowl, Orlando, Fla.

TEAM STATISTICS	CU	OPP
SCORING	401	217
Points Per Game	30.8	16.7
Points Off Turnovers	169	139
FIRST DOWNS	267	185
Rushing	105	86
Passing	145	81
Penalty	17	18
RUSHING YARDAGE	1904	1344
Yards gained rushing	2279	1923
Yards lost rushing	375	579
Rushing Attempts	539	453
Average Per Rush	3.5	3.0
Average Per Game	146.5	103.4
TDs Rushing	20	11
PASSING YARDAGE	3404	2046
Comp-Att-Int	292-451-12	194-388-12
Average Per Pass	7.5	5.3
Average Per Catch	11.7	10.5
Average Per Game	261.8	157.4
TDs Passing	23	12
TOTAL OFFENSE	5308	3390
Total Plays	990	841
Average Per Play	5.4	4.0
Average Per Game	408.3	260.8
KICK RETURNS: #-Yards	29-544	41-816
PUNT RETURNS: #-Yards	35-199	27-174
INT RETURNS: #-Yards	12-213	12-198
KICK RETURN AVERAGE	18.8	19.9
PUNT RETURN AVERAGE	5.7	6.4
INT RETURN AVERAGE	17.8	16.5
FUMBLES-LOST	14-6	24-12
PENALTIES-Yards	52-450	79-601
Average Per Game	34.6	46.2
PUNTS-Yards	78-3306	105-4580
Average Per Punt	42.4	43.6
Net punt average	39.6	41.2
KICKOFFS-Yards	80-4863	50-3087
Average Per Kick	60.8	61.7
Net kick average	39.0	41.4
TIME OF POSSESSION/Game	31:23	28:37
3RD-DOWN Conversions	93/222	54/197
3rd-Down Pct	42%	27%
4TH-DOWN Conversions	5/14	5/15
4th-Down Pct	36%	33%
SACKS BY-Yards	44-350	27-196
MISC YARDS	0	12
TOUCHDOWNS SCORED	48	27
FIELD GOALS-ATTEMPTS	21-28	11-15
ON-SIDE KICKS	0-1	0-0
RED-ZONE SCORES	(38-52) 73%	(20-27) 74%
RED-ZONE TOUCHDOWNS	(25-52) 48%	(15-27) 56%
PAT-ATTEMPTS	(46-48) 96%	(22-24) 92%
ATTENDANCE	557558	295324
Games/Avg Per Game	7/79651	5/59065
Neutral Site Games	1/40071	
Games/Avg Per Game	7/80525	5/57162
Neutral Site Games	1/72080	

RUSHING	Att.	Yds.	TD	Lg.	Avg.	
Wayne Gallman	161	769	4	34	4.8	
C.J. Davidson	64	248	3	32	3.9	
Adam Choice	50	218	1	34	4.4	
Deshaun Watson	63	200	5	17	3.2	
D.J. Howard	50	195	3	20	3.9	
Tyshon Dye	32	151	2	18	4.7	
Cole Stoudt	69	93	1	18	1.3	
Kurt Fleming	9	49	0	30	5.4	
Alex Goode	8	24	0	7	3.0	
Artavis Scott	6	18	0	7	3.0	
Adam Humphries	5	5	1	6	1.0	
Germone Hopper	1	0	0	0	0.0	
Nick Schuessler	7	-10	0	12	-1.4	
TEAM	14	-56	0	0	-4.0	
Total	539	1904	20	34	3.5	
Opponents	453	1344	11	65	3.0	
PASSING	Cmp.	Att.	Int.	Pct.	TD	Yds.
Cole Stoudt	191	302	10	63.2	9	1892
Deshaun Watson	93	137	2	67.9	14	1466
Nick Schuessler	7	8	0	87.5	0	47
David Olson	1	3	0	33.3	0	-1
TEAM	0	1	0	0.0	0	0
Total	292	451	12	64.7	23	3404
Opponents	194	388	12	50.0	12	2046
RECEIVING	Rec.	Yds.	TD	Lg.	Avg.	
Artavis Scott	76	965	8	70	12.7	
Mike Williams	57	1030	6	56	18.1	
Adam Humphries	30	204	0	25	6.8	
Germone Hopper	27	331	3	74	12.3	
Wayne Gallman	24	108	1	18	4.5	
Jordan Leggett	14	161	1	21	11.5	
Charone Peake	12	129	2	30	10.8	
Stanton Seckinger	9	122	1	45	13.6	
Adam Choice	9	90	0	16	10.0	
C.J. Davidson	9	60	0	14	6.7	
Jay Jay McCullough	7	96	1	34	13.7	
D.J. Howard	7	23	0	8	3.3	
Demarre Kitt	5	47	0	27	9.4	
Adrien Dunn	3	28	0	17	9.3	
Daniel Rodriguez	1	9	0	9	9.0	
Sam Cooper	1	2	0	2	2.0	
Andrew Maass	1	-1	0	0	-1.0	
Total	292	3404	23	74	11.7	
Opponents	194	2046	12	75	10.5	
PUNTING	No.	Yds.	Lg.	Blk.	Avg.	
Bradley Pinion	75	3194	60	0	42.6	
Andy Teasdall	2	87	44	0	43.5	
Ammon Lakip	1	25	25	0	25.0	
Total	78	3306	60	0	42.4	
Opponents	105	4580	73	0	43.6	
PUNT RETURNS	No.	Yds.	TD	Lg.	Avg.	
Adam Humphries	31	178	1	72	5.7	
Germone Hopper	1	-6	0	0	-6.0	
Daniel Rodriguez	1	26	0	26	26.0	
TEAM	1	1	0	0	1.0	
Adrien Dunn	1	0	0	0	0.0	
Total	35	199	1	72	5.7	
Opponents	27	174	0	28	6.4	

KICK RETURNS	No.	Yds.	Avg.	TD	Lg.
T.J. Green	21	445	21.2	0	30
C.J. Davidson	3	39	13.0	0	14
Martin Aiken	2	15	7.5	0	14
Adam Humphries	1	15	15.0	0	15
Daniel Rodriguez	1	11	11.0	0	11
Artavis Scott	1	19	19.0	0	19
Total	29	544	18.8	0	30
Opponents	41	816	19.9	1	100
SCORING	TD	FGs	PAT	Pts.	
Ammon Lakip	0	21-28	43-44	106	
Artavis Scott	8	0-0	0-0	48	
Mike Williams	6	0-0	0-0	36	
Wayne Gallman	5	0-0	0-0	30	
Deshaun Watson	5	0-0	0-0	30	
Germone Hopper	3	0-0	0-0	18	
C.J. Davidson	3	0-0	0-0	18	
D.J. Howard	3	0-0	0-0	18	
Tyshon Dye	2	0-0	0-0	12	
Adam Humphries	2	0-0	0-0	12	
Charone Peake	2	0-0	0-0	12	
Cole Stoudt	1	0-0	0-0	6	
Jordan Leggett	1	0-0	0-0	6	
Adam Choice	1	0-0	0-0	6	
Stanton Seckinger	1	0-0	0-0	6	
Vic Beasley	1	0-0	0-0	6	
Ben Boulware	1	0-0	0-0	6	
Grady Jarrett	1	0-0	0-0	6	
Jadar Johnson	1	0-0	0-0	6	
Jay Jay McCullough	1	0-0	0-0	6	
TEAM	0	0-0	0-0	4	
Bradley Pinion	0	0-0	3-3	3	
Corbin Jenkins	0	0-0	0-1	0	
Total	48	21-28	46-48	401	
Opponents	27	11-15	22-24	217	
TACKLES	Solo	Ast.	Tot.		
Stephone Anthony	45	30	75		
Robert Smith	50	19	69		
Jayron Kearse	45	15	60		
Tony Steward	35	23	58		
Garry Peters	35	10	45		
Grady Jarrett	26	19	45		
Ben Boulware	26	14	40		
Korrin Wiggins	22	12	34		
Shaq Lawson	16	18	34		
Vic Beasley	28	6	34		
Dorian O'Daniel	19	9	28		
Corey Crawford	18	7	25		
B.J. Goodson	16	9	25		
DeShawn Williams	14	10	24		
Josh Watson	11	11	22		
Mackensie Alexander	15	6	21		
Kellen Jones	17	4	21		
INTERCEPTIONS	No.	Yds.	TD	Lg.	
Jadar Johnson	2	84	1	60	
Robert Smith	2	0	0	0	
Jayron Kearse	2	21	0	17	
Korrin Wiggins	2	44	0	37	
Ben Boulware	1	47	1	47	
T.J. Green	1	-3	0	0	
Stephone Anthony	1	8	0	8	
Garry Peters	1	12	0	12	
Total	12	213	2	60	
Opponents	12	198	2	85	



# DUKE BLUE DEVILS



## 2015 Duke Schedule

Date	Opponent	Series Record	Series Began	Series Last Meeting	Stadium (Capacity)	Site
Sept. 3	at Tulane (CBSSN), 9:30 pm	2-2-0	1964	2014, hW 47-13	Yulman Stadium (30,000)	New Orleans, La.
Sept. 12	N.C. Central (ESPN3), 6 pm	3-0-0	2009	2013, hW 45-0	Brooks Field at Wallace Wade Stadium (33,941)	Durham, N.C.
Sept. 19	Northwestern (ACC Network), 12:30 pm	8-8-0	1985	2008, aL 20-24	Brooks Field at Wallace Wade Stadium (33,941)	Durham, N.C.
Sept. 26	Georgia Tech	31-50-1	1933	2014, aW 31-25	Brooks Field at Wallace Wade Stadium (33,941)	Durham, N.C.
Oct. 3	Boston College	2-4-0	1927	2011, aW 20-19	Brooks Field at Wallace Wade Stadium (33,941)	Durham, N.C.
Oct. 10	at Army (CBSSN), Noon	11-10-1	1944	2010, hL 35-21	Michie Stadium (38,000)	West Point, N.Y.
Oct. 24	at Virginia Tech	8-14-0	1937	2014, hL 17-16	Lane Stadium Stadium (65,632)	Blacksburg, Va.
Oct. 31	Miami	2-10-0	1976	2014, aL 22-10	Brooks Field at Wallace Wade Stadium (33,941)	Durham, N.C.
Nov. 7	at North Carolina	37-59-4	1888	2014, hL 45-20	Kenan Stadium (63,000)	Chapel Hill, N.C.
Nov. 14	Pitt	9-10-0	1929	2014, aW 51-48, 2ot.	Brooks Field at Wallace Wade Stadium (33,941)	Durham, N.C.
Nov. 21	at Virginia	33-33-0	1890	2014, hW 20-13	Scott Stadium (61,500)	Charlottesville, Va.
Nov. 28	at Wake Forest	56-37-2	1889	2014, hW 41-21	WBB&T Field (31,500)	Winston-Salem,

### 2014 In Review

Over the last two seasons, **David Cutcliffe** has led Duke to more football wins (19) than in any two-year span in school history. The Blue Devils posted a 9-4 overall mark, 5-3 in the ACC, and earned an unprecedented third consecutive trip to a bowl game, where they dropped a heart-breaking 36-31 decision to 15th-ranked Arizona State in the Hyundai Sun Bowl...**LB David Helton**, who led the ACC in tackles for the second straight year, was named the winner of the prestigious Campbell Trophy by the National Football Foundation as the nation's top scholar-athlete...**G Laken Tomlinson** was named a consensus first-team All-American...**WR Jamison Crowder** tied former Duke great Conner Vernon as the ACC's career receiving leader with 283 career catches and earned 2nd-team All-America honors along with **S Jeremy Cash**...Crowder, Tomlinson and Helton were first-team All-ACC honorees, while Cash was a 2nd-team pick...**C Matt Skura**, **T Tacoby Cofield**, **SP DeVon Edwards**, **PK Ross Martin** and **P Will Monday** were named to the All-ACC 3rd team while **QB Anthony Boone** earned Honorable Mention.

### Who's Gone

Duke losses five starters each on offense and defense...On offense, gone are Boone and his top two receivers in Crowder and **WR Issac Blakeney**, as well as Cofield and Tomlinson from the offensive line...Defensively, the Blue Devils will miss three starters up front in **DEs Jordan DeWalt-Ondijo** (4.5 sacks) and **Dezmond Johnson** and **NG Jamal Bruce**, as well as **LBs Helton** (134 tackles) and **C.J. France** (59 tackles)

### The Schedule

The schedule features non-conference foes Northwestern, Tulane, North Carolina Central and Army, as well as Wake Forest and Boston College from the Atlantic Division. The Blue Devils will have two key Coastal games at home with Georgia Tech and Miami, but will have to travel to North Carolina, Virginia Tech and Virginia.

### 2015 Preview

Offensively, Duke's main priorities will be to confirm a replacement for Boone, who threw for 2,700 yards and 19 TDs last fall, and come up with replacements for Crowder, Tomlinson and Cofield, three of the better players at their positions in program history...Junior **QB Thomas Sirk**, who had 11 TDR in a reserve and short-yardage role last fall, emerged from spring as Boone's successor...Senior **WR Max McCaffrey** (37 catches) heads a receiver corps that also includes **WRs Johnell Barnes** (23 catches) and **Chris Taylor** as well as **TEs David Reeves** (13 catches) and 2013 TE starter **Braxton Deaver**... Duke returns a bevy of RBs in **Shaquille Powell** (618 yards), **Shaun Wilson** (598 yds, 7.7 avg.), **Joseph Ajeigbe** (150 yds) and **Jela Duncan**, Duke's second-leading rusher in 2013 who missed all of 2014... Skura leads an offensive line that includes **G Lucas Patrick** and **Ts Casey Blaser** and **Gabe Brandner** with Cody Robinson and Tanner Stone competing for the other guard spot...Defensively, Duke suffered an off-season blow when senior **Kelby Brown**, an All-ACC linebacker who missed all of 2014 with an injury, saw his career end with another knee injury in July...That leaves safety convert **Dwayne Norman** joining **Mike Holmes** and **Zavier Carmichael** to compete for playing time...On the defensive line, **DT Carlos Wray** is only returning starter, but **DT A.J. Wolf**, **DT Mike Ramsay** and **DE Kyler Brown** have all seen playing time while senior **DE Britton Grier** came out of spring as the other starter at DE...The strength of Duke's defense is its secondary where Cash leads a veteran and talented group that includes **CBs Breon Borders** and **Bryon Fields** and safeties **DeVon Edwards** and **Deondre Singleton**. This quintet has 96 starts between them already with Cash the only senior.

## Roster Breakdown Starters Returning (14)

### OFFENSE (6) ..... 2014. Career

Pos.	Name	Starts	Start
WR	Max McCaffrey, Sr.	13	25
T	Casey Blaser, Jr.-R	13	13
G	Lucas Patrick, Sr.-R	12	13
C	Matt Skura, Sr.-R	13	27
*TE	Braxton Deaver, Sr.-R	0	15
TE	David Reeves, Sr.-R	12	25
RB	Shaquille Powell, Sr.	11	11

### \*2013 Starter who missed all of 2014

### DEFENSE (6) ..... 2014. Career

Pos.	Name	Starts	Starts
DT	Carlos Wray, Sr.	13	13
CB	Breon Borders, Jr.	13	13
CB	Bryon Fields, Jr.	13	14
S	DeVon Edwards, Jr.-R	13	20
S	DeAndre Singleton, Jr.	13	22
S	Jeremy Cash, Sr.-R	13	27

### SPECIALISTS (2) ..... 2014. Career

Pos.	Name	Starts	Starts
PK	Ross Martin, Jr.	13	40
P	Will Monday, Jr.-R	13	40

### Starters Lost (10)

### OFFENSE (5) ..... 2014. Career

Pos.	Name	Starts	Starts
WR	Jamison Crowder	13	40
WR	Isaac Blakeney	13	18
LT	Tacoby Cofield	13	42
RG	Laken Tomlinson	13	52
QB	Anthony Boone	13	25

### DEFENSE (5) ..... 2014. Career

Pos.	Name	Starts	Starts
DE	Jordan DeWalt-Ondijo	13	22
DE	Dezmond Johnson	8	14
NG	Jamaal Bruce	13	28
LB	David Helton	13	32
LB	C.J. France	8	20

### SPECIALISTS (0) ..... 2014. Career

### Pos. Name ..... Starts...Starts

### Quick Facts

Location	Durham, NC. 27708
Founded	1838 as Trinity College
Enrollment	6,247
President	Dr. Richard H. Brodhead
Director of Athletics	Dr. Kevin White
Stadium	Brooks Field at Wallace Wade Stadium
Capacity	33,941
2014 Overall Record	9-4
2014 ACC Record	5-3
2014 ACC Finish	2nd in Coastal Division

### Duke Blue Devils

<b>Lettermen Returning</b> .....	<b>49</b>
Offensive Lettermen Returning.....	21
Defensive Lettermen Returning.....	25
Specialist Lettermen Ret.....	3
<b>Lettermen Lost</b> .....	<b>24</b>
Offensive Lettermen Lost.....	13
Defensive Lettermen Lost.....	10
Specialist Lettermen Lost.....	1
<b>Returning Production Index</b>	
(Percentage of 2014 Statistics Returning)	
% Passing Returning.....	.026
% Rushing Returning.....	.667
% Receiving Returning.....	.459
% Receiving Yards Ret.....	.403
% Scoring Returning.....	.672
% Kickoff Returns.....	.971
% Punt Returns.....	.138
% Tackles Returning.....	.694
% Turnovers Forced.....	.810

### Numbers & Notes

**1st** - Duke senior **SS Jeremy Cash** has been named to *Phil Steele's* first-team preseason All-America squad.

**2nd** - For the second straight year, **Duke C Matt Skura** has been named to the watch list for the prestigious Rimington Award, which is given annually to the nation's best pivotman.

**3rd** - Duke **PK Ross Martin** has made 52 field goals in 53 attempts in his career and ranks third nationally among all returning placekickers in the NCAA's FBS in career field goals. Martin's career field goal percentage of .825 ranks 4th among all returning kickers who have had 50 or more attempts.

**9** - The number of **Duke players** who earned selection to the 2014 All-ACC football team as selected by the Atlantic Coast Sports Media Association (ACSM). Five return for 2015.

**10.2** - The number of tackles per game for Duke junior **CB DeVon Edwards**. Edwards led all ACC players in 2014, with the exception of teammate David Helton, with 133 total tackles. That comes one year after he recorded four non-offensive touchdowns as a redshirt freshman.

**13** - The number of **Duke student-athletes** on the 2014 All-ACC Academic team, the most selections in the conference for the sixth consecutive year.

**19** - The number of wins **David Cutcliffe** has led Duke to in the past two seasons, the most victories in a two-year span in school history. It is also as many wins as Duke managed in the 13 seasons before Cutcliffe came to Durham.



# DUKE CAREER LEADERS, ALPHABETICAL ROSTER



TOTAL OFFENSE				
	Rush	Pass	TDR	Total
1. Thaddeus Lewis (2006-09)	-78	10065	76	9987
2. Sean Renfrew (2009-12)	-167	9465	60	9298
3. Spence Fischer (1992-95)	-89	9019	55	9108
4. Ben Bennett (1980-83)	-553	9614	57	9061
5. Steve Slayden (1984-87)	125	8004	56	8129
6. Anthony Boone (2011-14)	800	5789	52	6589
7. Leo Hart (1968-70)	151	6116	36	6267
8. David Brown (1989-91)	53	5717	49	5770
9. Mike Dunn (1975-78)	1939	3511	33	5450
10. Anthony Dilweg (1985-88)	-174	4557	29	4383

PASSING YARDAGE				
	Comp-Att	Pct	TD	Yards
1. Thaddeus Lewis (2006-09)	877-1510	580	47	10065
2. Ben Bennett (1980-83)	820-1375	596	55	9614
3. Sean Renfrew (2009-12)	898-1390	646	51	9465
4. Spence Fischer (1992-95)	768-1369	560	48	9019
5. Steve Slayden (1984-87)	699-1204	580	48	8004
6. Leo Hart (1968-70)	486-877	554	23	6116
7. Anthony Boone (2011-14)	540-923	585	38	5789
8. David Brown (1989-91)	463-845	547	42	5717
9. Anthony Dilweg (1985-88)	342-594	575	27	4557
10. D. Bryant (2000-01)	316-642	492	16	3902

RECEIVING YARDAGE				
	Recp.	TD	Avg.	Yards
1. Conner Vernon (2009-12)	283	21	13.25	3749
2. Jamison Crowder (2011-14)	283	23	12.87	3641
3. Clarkston Hines (1986-89)	189	38	17.56	3318
4. Donovan Varner (2008-11)	207	13	12.85	2660
5. <b>Jamison Crowder (2011-*)</b>	<b>198</b>	<b>17</b>	<b>13.12</b>	<b>2597</b>
6. Eron Riley (2005-08)	144	22	16.76	2413
7. Wes Chesson (1968-70)	164	10	14.63	2399
8. Scottie Montgomery (1996-99)	171	13	13.91	2378
9. Corey Thomas (1994-97)	165	22	13.92	2297
10. Doug Green (1983-87)	142	16	14.66	2082

RUSHING				
	Att.	TD	Avg.	Yards
1. Chris Douglas (2000-03)	695	21	4.49	3122
2. Steve Jones (1970-72)	683	20	4.32	2951
3. Randy Cuthbert (1988-92)	577	20	4.80	2771
4. Mike Grayson (1980-83)	574	17	4.25	2441
5. Tony Benjamin (1973-76)	503	15	4.48	2251
6. Julius Grantham (1982-86)	475	11	4.19	1989
7. Mike Dunn (1975-78)	565	22	3.43	1939
8. Roger Boone (1986-89)	415	15	4.58	1900
9. Ace Parker (1934-36)	316	21	5.87	1856
10. Robert Baldwin (1991-94)	421	20	4.39	1848

RECEPTIONS				
	Yards	TD	Avg.	Rec.
1. Conner Vernon (2009-12)	3749	21	13.25	283
Jamison Crowder (2011-14)	3641	23	12.87	283
3. Donovan Varner (2008-11)	2660	13	12.85	207
4. <b>Jamison Crowder (2011-*)</b>	<b>2597</b>	<b>17</b>	<b>13.12</b>	<b>198</b>
5. Clarkston Hines (1986-89)	3318	38	17.56	189
6. Scottie Montgomery (1996-99)	2379	13	13.91	171
7. Roger Boone (1986-89)	1444	24	8.60	168
8. Corey Thomas (1994-97)	2297	22	13.92	165
9. Wes Chesson (1968-70)	2399	10	14.63	164
10. Randy Cuthbert (1988-92)	1261	2	8.58	147

SCORING				
	Points			
1. <b>Ross Martin (2012-*)</b>	<b>310</b>			
2. Sims Lenhardt (1996-99)	240			
3. Clarkston Hines (1986-89)	234			
4. Will Snyderwine (2009-11)	222			
5. Randy Gardner (1989-92)	221			
6. Tom Cochran (1992-95)	198			
7. Doug Peterson (1986-89)	193			
8. Scott McKinney (1978-81)	168			
Tom Davis (1941-44)	168			
Jamison Crowder (2011-14)	168			

No.	Name	Pos.	Ht.	Wt.	Yr.	Hometown
23	* Joseph Ajeigbe	RB	5-9	210	So.-R	Riverside, Calif.
86	* Terrence Alls	WR	6-1	180	So.-R	Miami Gardens, Fla.
69	Zach Baker	OL	6-4	295	Fr.	Green Cove Springs, Fla.
13	Kane Banner	QB	6-2	190	Jr.	Lumberton, N.C.
4	** Johnell Barnes	WR	6-0	170	Jr.	Lehigh Acres, Fla.
85	Dan Beilinson	TE	6-5	255	Jr.-R	Cary, N.C.
14	Johnre Bennett	WR	5-11	200	Sr.	Pearcy, Ark.
43	Tinashe Bere	LB	6-1	220	Fr.-R	Cincinnati, Ohio
71	* Casey Blaser	OT	6-5	285	Jr.-R	Charlotte, N.C.
44	Zach Boden	RB	5-10	200	Jr.-R	Atlanta, Ga.
12	* Parker Boehme	QB	6-2	220	So.-R	Jacksonville Beach, Fla.
31	** Breon Borders	CB	6-0	175	Jr.	Statesville, N.C.
55	Brandon Boyce	DL	6-0	250	Fr.	Fort Lauderdale, Fla.
76	* Gabe Brandner	OT	6-6	275	So.-R	Blythewood, S.C.
64	Jake Brodner	OG	6-2	245	Jr.	Glen Ellyn, Ill.
56	*** Kyler Brown	DE	6-4	245	Sr.-R	Matthews, N.C.
69	Bronson Bruneau	LS	6-5	225	So.	Lakeville, Minn.
24	* Zavier Carmichael	LB	6-0	210	So.	Eight Mile, Ala.
37	* Phillip Carter	S	6-1	195	So.-R	El Dorado Hills, Calif.
16	** Jeremy Cash	S	6-2	205	Sr.-R	Miami, Fla.
92	Edgar Cerenord	DT	6-1	300	Fr.-R	Miami, Fla.
19	Quay Chambers	WR	6-3	205	So.-R	Monroe, N.C.
32	Jamie Cockey	CB	5-8	175	Sr.	Montclair, N.J.
50	* Austin Davis	C	6-4	285	So.-R	Mansfield, Texas
89	** Braxton Deaver#	TE	6-5	240	Sr.-R	Charlotte, N.C.
11	* T.J. Douglas	CB	6-1	185	So.-R	Fort Myers, Fla.
49	Danny Doyle	DE	6-1	200	So.	Bradenton, Fla.
61	Colin Duffy	LS	6-0	200	So.	Newport Beach, Calif.
25	** Jela Duncan	RB	5-10	210	Jr.-R	Charlotte, N.C.
27	** DeVon Edwards	S	5-9	175	Jr.-R	Covington, Ga.
2	* Everett Edwards	S	5-11	190	So.-R	Woodbridge, Va.
60	Mike Fagan	OG	6-1	330	So.	Raleigh, N.C.
30	Brandon Feamster	CB	6-3	210	Fr.	Exton, Pa.
97	Quaven Ferguson	DT	6-2	305	Fr.-R	Easley, S.C.
14	** Bryon Fields	CB	5-11	180	Jr.	Charlotte, N.C.
30	Danny Fowler	LB	5-11	190	So.-R	Wantagh, N.Y.
7	Keyston Fuller	WR	6-0	180	Fr.	Griffin, Ga.
44	Joe Giles-Harris	LB	6-2	220	Fr.	Nyack, N.Y.
22	* Britton Grier	DE	6-1	245	Sr.-R	Charlotte, N.C.
38	Grant Hall	S	5-10	180	Jr.	Suwanee, Ga.
63	Zach Harmon	C	6-3	280	Fr.-R	Toledo, Ohio
70	Christian Harris	OT	6-6	290	Fr.-R	Suwanee, Ga.
18	Quentin Harris	QB	6-1	185	Fr.	Wilton, Conn.
13	Jordan Hayes	CB	6-0	170	Fr.	Loganville, Ga.
49	Daniel Helm	TE	6-4	240	So.	Chatham, Ill.
57	** Thomas Hennessy	LS	6-3	235	Jr.-R	Bardonia, N.Y.
32	* Chris Holmes	LB	6-2	215	So.-R	Fredericksburg, Va.
34	Ben Humphreys	LB	6-2	210	Fr.	Santa Ana, Calif.
96	* Allen Jackson	DT	6-5	260	Jr.-R	Ellicott City, Md.
17	Daniel Jones	QB	6-5	190	Fr.	Charlotte, N.C.
20	* Jake Kite	S	6-0	185	So.-R	Roanoke, Va.
12	Will Kline	P/K	5-11	190	So.	Montclair, N.J.
81	* Davis Koppenhaver	TE	6-4	210	So.	Valencia, Calif.

No.	Name	Pos.	Ht.	Wt.	Yr.	Hometown
78*	Sterling Korona	OG	6-7	290	So.-R	San Antonio, Texas
84	Trevon Lee	WR	6-1	175	Fr.-R	Plantation, Fla.
5	Johnathan Lloyd	CB	6-0	190	Fr.-R	Graham, N.C.
58	* Michael Mann	DE	6-4	235	Jr.-R	Castle Rock, Col.
15	* Quay Mann	S	5-9	190	So.-R	Rocky Mount, N.C.
35	** Ross Martin	K	5-10	185	Sr.	Solon, Ohio
87	** Max McCaffrey	WR	6-2	195	Sr.	Castle Rock, Col.
26	** Corbin McCarthy	S	5-10	200	Jr.-R	Norco, Calif.
91	Dominic McDonald	LB	6-2	240	So.-R	Longwood, Fla.
59	Jeremy McDuffie	RB	5-11	170	Fr.	Snellville, Ga.
74	Trip McNeill	OG	6-5	300	Fr.-R	Advance, N.C.
95	Trevon McSwain	DL	6-6	250	Fr.	Suwanee, Ga.
17	Hud Mellencamp	WR	5-11	165	Sr.	Bloomington, Ind.
41	*** Will Monday	P	6-4	210	Sr.-R	Flowery Branch, Ga.
52	Zach Morris	DL	6-3	295	Fr.	Ringgold, Ga.
94	Twazanga Mugala	DL	6-3	230	Fr.	Charlotte, N.C.
39	* Zach Muñiz	CB	5-11	170	So.	Chesterfield, Mo.
83	** Anthony Nash	WR	6-5	200	Jr.-R	West Chester, Pa.
40	*** Dwayne Norman	S	6-1	210	Sr.	Jacksonville, Fla.
42	Austin Parker	P	6-1	180	Fr.	Mount Pleasant, N.C.
67	*** Lucas Patrick	OG	6-4	305	Sr.-R	Brentwood, Tenn.
6	Nicodem Pierre	QB	6-2	205	Fr.-R	Miami, Fla.
28	*** Shaquille Powell	RB	5-10	205	Sr.	Las Vegas, Nev.
91	Marquies Price	DE	6-6	225	Fr.	Fort Valley, Ga.
3	T.J. Rahming	WR	5-10	170	Fr.	Powder Springs, Ga.
99	* Mike Ramsay	DT	6-2	295	So.-R	Smyrna, Ga.
46	* Keilin Rayner	DT	6-3	260	Jr.-R	Leland, N.C.
80	*** David Reeves#	TE	6-5	255	Sr.-R	Greensboro, Ala.
65	** Cody Robinson#	OG	6-3	295	Sr.-R	McMinnville, Tenn.
73	Reno Rosene	OT	6-7	335	Fr.	Westlake Village, Calif.
72	Jake Sanders	OG	6-5	330	Fr.-R	Carrollton, Ga.
21	* Alonzo Saxton II	CB	5-11	170	So.	Columbus, Ohio
88	** Erich Schneider	TE	6-7	240	Jr.-R	Jacksonville Beach, Fla.
77	Kameron Schroeder	OT	6-5	275	Fr.-R	Elk Grove, Calif.
90	Taariq Shabazz	DE	6-3	225	Fr.-R	Kennesaw, Ga.
33	** Deondre Singleton	S	5-11	180	Jr.	Dacula, Ga.
1	* Thomas Sirk	QB	6-4	215	Jr.-R	Glen St. Mary, Fla.
68	Alex Skidmore	OG	6-4	275	Jr.	Virginia Beach, Va.
62	*** Matt Skura	C	6-4	305	Sr.-R	Columbus, Ohio
10	** Ryan Smith	WR	5-7	165	Jr.	Las Vegas, Nev.
50	Wyatt Smith	LB	5-11	195	Jr.	Fort Myers, Fla.
43	Danny Stirt	K/P	5-10	165	Jr.	Gainesville, Fla.
79	* Tanner Stone	OT	6-6	300	Jr.-R	Dallas, Texas
82	Chris Taylor	WR	6-1	170	Fr.-R	Miramar, Fla.
18	Eamonn Vain-Callahan	RB	5-9	195	Sr.	Severna Park, Md.
13	Collin Wareham	K	5-9	175	So.	McLean, Va.
45	Kyle Wellner	S	6-2	210	Jr.	Mill Neck, N.Y.
48	*** Deion Williams	DE	6-0	230	Sr.	Long Beach, Calif.
29	* Shaun Wilson	RB	5-9	180	So.	Charlotte, N.C.
93	** A.J. Wolf	DT	6-4	270	Jr.-R	Greenwich, Conn.
98	*** Carlos Wray	DT	6-2	290	Sr.	Shelby, N.C.
8	Aaron Young	WR	6-2	200	Fr.	Murrieta, Calif.

\* Denotes letter earned; R-Denotes redshirt year; # Denotes Graduate



## David Cutcliffe Head Coach (Alabama '76)

**Record: at Duke: 40-48 (.454), 7 Yrs**  
**Overall: 84-77 (.522), 14 Years**  
**Born: September 16, 1954**



The author of one of the most impressive rebuilding jobs in college football, David Cutcliffe begins his eighth season at Duke and 14th overall as a head coach, having brought dramatic improvement to the Blue Devil program. Last year, Cutcliffe led Duke to its third straight bowl appearance, a 9-4 record and the most wins (19) in a two-year period in school history. That came on the heels of a 2013 campaign in which he was named the National Coach of the Year by the AFCA, the Bobby Dodd Foundation, the Walter Camp Foundation and Co-National Coach of the Year by The Sporting News after leading Duke to its first 10-win season in school history, its first ACC Coastal Division title and a final national ranking (23rd) in the AP poll for the first time since 1961. In 2012 he led Duke to its first bowl appearance in 28 seasons. Named ACC Coach of the Year in 2012 and 2013, he has guided the Blue Devils to 40 wins over the last seven years, more than Duke managed (19) in the previous 14 years combined...A 1976 graduate of Alabama, Cutcliffe was named Duke's 21st head coach after spending two seasons as the offensive coordinator at Tennessee. A veteran of 31 years of collegiate coaching experience, he spent six years as head coach at Mississippi (1999-2004), leading the Rebels to five bowl trips and posting a 44-29 (.603) record, in between stints as an assistant coach at Tennessee (1982-1998, 2006-07). He is credited with the development of such outstanding quarterbacks as Andy Kelly, Heath Shuler, Tee Martin and Peyton Manning at Tennessee, Eli Manning at Ole Miss and Thaddeus Lewis, Sean Renfree and Anthony Boone at Duke. Under Cutcliffe's tutelage at Duke, wide receivers Conner Vernon (2009-12) and Jamison Crowder (2011-14) became the ACC's all-time leading receivers in receptions (283), with Vernon also setting the ACC career standard for reception yardage yardage (3,749). Three of Cutcliffe's wide receivers (Crowder, Vernon and Donovan Varner, 2008-11, 8th) rank among the career Top 10 in the ACC, and QB Sean Renfree ended his career ranked 7th in the ACC in passing yardage (9,465), 3rd in pass completions (898) and tied for 5th in 300-yard games (11). In 2009 under Cutcliffe's guidance, quarterback Thaddeus Lewis became only the second player in ACC history to throw for over 10,000 career yards and earned second-team All-ACC honors. Cutcliffe's program has produced 85 All-ACC Academic team selections, far and away the most in the conference. Cutcliffe, who led Ole Miss to four bowl games in six seasons and mentored Super Bowl MVP quarterbacks Peyton and Eli Manning, was named Duke University's 21st head football coach on December 15, 2007. He came to Duke after serving two seasons as assistant head coach and offensive coordinator at the Tennessee (2005-06). His head coaching experience includes a six-year stint at Mississippi from 1999-04, where he compiled a 44-29 (.603) ledger with five winning seasons, five bowl game appearances and a share of the SEC Western Division championship in 2003. Cutcliffe was named the SEC Coach of the Year in 2003 after leading the Rebels to a 10-3 record, including a 31-28 victory over Oklahoma State in the Cotton Bowl. As a member of the coaching staff at Tennessee from 1982-98, Cutcliffe helped the Volunteers to four SEC championships and 16 bowl games in 17 seasons and the national title in 1998. In 1998, Cutcliffe was honored with the Frank Broyles Award, an honor given annually to the top assistant coach in the country. In the spring of 2005, Cutcliffe joined the coaching staff at Notre Dame, but resigned from the post for health reasons. He then returned to Knoxville prior to the 2006 season. A native of Birmingham, Ala., Cutcliffe graduated from the University of Alabama in 1976.

### Cutcliffe by the Numbers

Year	School	AP/USAACC	Finish	Pct.	All	Pct.	
1998	Mississippi			1-0-0		1.000	
1998	Mississippi			8-4-0		.667	
2000	Mississippi			7-5-0		.583	
2001	Mississippi			7-4-0		.636	
2002	Mississippi			7-6-0		.538	
2003	Mississippi			10-3-0		.769	
2004	Mississippi			4-7-0		.363	
2008	Duke		1-7	6thC	.125	4-8-0	.333
2009	Duke		3-5	5thC	.375	5-7-0	.416
2010	Duke		1-7	T5thC	.125	3-9-0	.250
2011	Duke		1-7	6thC	.125	3-9-0	.250
2012	Duke		3-5	5thC	.375	6-7-0	.462
2013	Duke		6-2	1stC	.750	10-4-0	.714
2014	Duke		5-3	2ndC	.625	9-4-0	.692
<b>Duke: 7 Years</b> ..... 20-36-0 ..... .3157 40-48-0 ...454							
<b>Mississippi: 7 Years</b> ..... 44-29-0 .....602							
<b>Overall Record: 14 Years</b> ..... 84-77-0 .....522							

## Duke Coaches and Records

### OVERALL WON/LOSS RECORDS

No.	Head Coach	Years	W	L	T	Pct	
1.	J.F. Crowell	(3)	1888,1889,S&F	4	1	0	.800
2.	Floyd J. Egan	(1)	1920	4	0	1	.900
3.	James Baldwin	(1)	1921	6	1	2	.778
4.	Herman Steiner	(1)	1922	7	2	1	.750
5.	S.M. Alexander	(1)	1923	5	4	0	.556
6.	Howard Jones	(1)	1924	4	5	0	.444
7.	Pat Herron	(1)	1925	4	5	0	.444
8.	James DeHart	(5)	1926-1930	24	23	2	.510
9.	Wallace Wade	(16)	1931-41,1946-50	110	36	7	.742
10.	Eddie Cameron	(4)	1942-45	25	11	1	.689
11.	Bill Murray	(15)	1951-1965	93	51	9	.637
12.	Tom Harp	(5)	1966-1970	22	28	1	.441
13.	Mike McGee	(8)	1971-1978	37	47	4	.443
14.	Red Wilson	(4)	1979-1982	16	27	1	.375
15.	Steve Sloan	(4)	1983-1986	13	31	0	.295
16.	Steve Spurrier	(3)	1987-1989	20	13	1	.603
17.	Barry Wilson	(4)	1990-1993	13	30	1	.307
18.	Fred Goldsmith	(5)	1994-1998	17	39	0	.304
19.	Carl Franks	(5)	1999-2003	7	45	0	.135
20.	Ted Roof	(5)	2003-2007	6	45	0	.118
21.	David Cutcliffe	(7)	2008-2014	40	48	0	.454

### CONFERENCE GAMES ONLY

Rk	Head Coach	Years	W	L	T	Pct	
1.	Bill Murray	(13)	1953-1965	54	15	2	.775
2.	Steve Spurrier	(3)	1987-1989	11	9	1	.548
3.	Tom Harp	(5)	1966-1970	15	16	0	.484
4.	Mike McGee	(8)	1971-1978	17	25	4	.413
5.	David Cutcliffe	(7)	2008-2014	20	36	0	.357
6.	Steve Sloan	(4)	1983-1986	8	18	0	.308
7.	Red Wilson	(4)	1979-1982	7	17	0	.292
8.	Fred Goldsmith	(5)	1994-1998	8	32	0	.200
9.	Barry Wilson	(4)	1990-1993	4	26	0	.133
10.	Ted Roof	(5)	2003-2007	3	33	0	.083
	Carl Franks	(5)	1999-2003	3	33	0	.083

(Based on Winning Percentage)

### BOWL GAMES ONLY

Head Coach	Bowls	W	L	T	Pct
Bill Murray	(3)	2	1	0	.667
David Cutcliffe	(3)	0	3	0	.000
Wallace Wade	(2)	0	2	0	.000
Eddie Cameron	(1)	1	0	0	1.000
Fred Goldsmith	(1)	0	1	0	.000
Steve Spurrier	(1)	0	1	0	.000

(Based on Appearances)

### Cutcliffe vs. the ACC

vs. Boston College	1-1	vs. North Carolina	2-5
vs. Clemson	0-2	vs. NC State	2-1
vs. Florida State	0-3	vs. Pitt	1-1
vs. Georgia Tech	1-6	vs. Syracuse	1-0
vs. Maryland	1-1	vs. Virginia	5-1
vs. Miami	1-6	vs. Virginia Tech	1-6
		vs. Wake Forest	3-4

### DUKE ASSISTANT COACHES

Requan Boyette (Duke '06)	Running Backs
Jim Collins (Elon College '74)	Assistant Defensive Coordinator/Linebackers
Jeffrey Faris (Duke '12)	Wide Receivers
Matt Guerrieri (Davidson '11)	Safeties
Derek Jones (Mississippi '96)	Assistant Special Teams Coordinator/Secondary
Jim Knowles (Cornell '87)	Defensive Coordinator/Inside Linebackers
John Latina (Virginia Tech '81)	Assistant Head Coach/Running Game Coordinator/OL
Scottie Montgomery (Duke '99)	Associate Head Coach/Offensive Coordinator
Zac Roper (Mississippi '01)	Special Teams & Recruiting Coordinator/TES



# DUKE 2014 STATISTICS



## 2014 Duke Results (9-4, 5-3 ACC)

Date.....	Result .....	Opponent.....	Att.	Duke		Opp.		Offense					Defense				
				AP	USA	AP	USA	Run	Pass	Total	Passes	TO	Run	Pass	Total	Passes	TO
A30	W, 52-13	Elon	31,213	--	--	--	--	275	292	567	28-42-0	0	138	190	328	19-38-0	0
S7	W, 34-17	at Troy	21,331	--	--	--	--	182	270	452	28-42-0	0	158	238	396	22-34-0	0
S13	W, 41-3	Kansas	25,203	--	--	--	--	331	180	511	20-35-0	0	202	95	297	12-29-2	2
S20	W, 47-13	Tulane	20,197	--	--	--	--	256	181	437	15-28-1	2	231	160	391	14-36-4	5
S27	L, 10-22	at Miami	44,559	--	23	--	--	85	179	264	22-51-2	3	203	223	426	20-34-0	2
O11	W, 31-25	at Georgia Tech	44,281	--	--	22	23	242	131	373	16-26-0	0	282	201	483	16-26-2	3
O18	W, 20-13	Virginia	28,131	--	--	--	--	155	179	334	23-38-0	0	140	325	465	22-47-0	1
N1	W, 51-48	2OT at Pitt	39,293	24	24	--	--	172	266	438	23-31-0	0	358	236	594	16-24-0	0
N8	W, 27-10	at Syracuse	39,331	22	20	--	--	98	161	259	15-33-1	1	119	105	224	17-32-2	2
N15	L, 16-17	Virginia Tech	30,107	19	19	--	--	141	185	326	19-41-2	3	145	148	293	13-24-1	1
N20	L, 20-45	North Carolina	33,941	25	25	--	--	116	262	378	22-40-1	3	315	276	591	18-27-0	3
N29	W, 41-21	Wake Forest	22,247	--	--	--	--	146	293	439	20-32-0	1	64	251	315	24-36-0	2
D27	L, 31-36	vs. Arizona State	47,809	--	--	15	16	165	235	400	17-33-1	2	152	240	392	24-34-0	0

Hyundai Sun Bowl, Sun Bowl, Shreveport, La.

TEAM STATISTICS .....		Duke	OPP	RUSHING .....							PASSING .....							SCORING .....			TACKLES .....			INTERCEPTIONS .....				
				Att.	Yds.	TD	Lg.	Avg.	Cmp.	Att.	Int.	Pct.	TD	Yds.	TD	FGs	PAT	Pts.	Solo	Ast.	Tot.	No.	Yds.	TD	Lg.			
SCORING .....		421	283	Shaquille Powell.....	134	618	2	17	4.6	Ross Martin.....	0	19-21	50-50	107	David Helton.....	50	84	134	DeVon Edwards.....	77	56	133	Breon Borders.....	3	15	0	15	
Points Per Game .....		32.4	21.8	Shaun Wilson.....	78	598	5	69	7.7	Jamison Crowder.....	8	0-0	0-0	48	Zavier Carmichael.....	2	25	0	25	Jeremy Cash.....	2	38	0	23	Deion Williams.....	3	5	8
Points Off Turnovers .....		205	152	Josh Snead.....	81	401	3	19	5.0	Thomas Sirk.....	8	0-0	0-0	48	Jeremy Cash.....	2	38	0	23	Deion Williams.....	3	5	8	Zach Muniz.....	3	4	7	
FIRST DOWNS .....		286	285	Anthony Boone.....	94	375	5	30	4.0	Issac Blakeney.....	7	0-0	0-0	42	Jeremy Cash.....	2	38	0	23	Deion Williams.....	3	5	8	Britton Grier.....	2	4	6	
Rushing .....		133	152	Thomas Sirk.....	47	238	8	50	5.1	Shaun Wilson.....	6	0-0	0-0	36	Jeremy Cash.....	2	38	0	23	Deion Williams.....	3	5	8	Mike Ramsay.....	2	3	5	
Passing .....		130	118	Joseph Ajeigbe.....	41	150	0	14	3.7	Anthony Boone.....	5	0-0	0-0	30	Jeremy Cash.....	2	38	0	23	Deion Williams.....	3	5	8	Terrence Alls.....	4	1	5	
Penalty.....		23	15	Parker Boehme.....	3	14	0	9	4.7	Shaquille Powell.....	3	0-0	0-0	18	Jeremy Cash.....	2	38	0	23	Deion Williams.....	3	5	8	Keilin Rayner.....	0	5	5	
RUSHING YARDAGE.....		2364	2508	Jamison Crowder.....	2	9	0	6	4.5	David Reeves.....	3	0-0	0-0	18	Jeremy Cash.....	2	38	0	23	Deion Williams.....	3	5	8	David Reeves.....	1	4	5	
Yards gained rushing.....		2547	2884	Eric Adams.....	2	3	0	3	1.5	Josh Snead.....	3	0-0	0-0	18	Jeremy Cash.....	2	38	0	23	Deion Williams.....	3	5	8	David Reeves.....	1	4	5	
Yards lost rushing.....		183	376	Casey Blaser.....	0	0	1	0	0.0	Max McCaffrey.....	3	0-0	0-0	18	Jeremy Cash.....	2	38	0	23	Deion Williams.....	3	5	8	David Reeves.....	1	4	5	
Rushing Attempts.....		492	564	TEAM.....	10	42	0	0	4.2	Casey Blaser.....	1	0-0	0-0	6	Jeremy Cash.....	2	38	0	23	Deion Williams.....	3	5	8	David Reeves.....	1	4	5	
Average Per Rush.....		4.8	4.4	Total.....	492	2364	24	69	4.8	Johnell Barnes.....	1	0-0	0-0	6	Jeremy Cash.....	2	38	0	23	Deion Williams.....	3	5	8	David Reeves.....	1	4	5	
Average Per Game.....		181.8	192.9	Opponents.....	564	2508	19	47	4.4	Bryon Fields.....	1	0-0	0-0	6	Jeremy Cash.....	2	38	0	23	Deion Williams.....	3	5	8	David Reeves.....	1	4	5	
TDs Rushing.....		24	19	PASSING.....	Cmp.	Att.	Int.	Pct.	TD	Yds.																		
PASSING YARDAGE.....		2814	2688	Anthony Boone.....	255	453	8	56.3	19	2700																		
Comp-Att-Int.....		268-471-8	235-421-11	Thomas Sirk.....	10	14	0	71.4	3	67																		
Average Per Pass.....		6.0	6.4	Parker Boehme.....	1	2	0	50.0	0	5																		
Average Per Catch.....		10.5	11.4	Will Monday.....	1	1	0	100.0	0	30																		
Average Per Game.....		216.5	206.8	Jamison Crowder.....	1	1	0	100.0	1	12																		
TDs Passing.....		23	14	Total.....	268	471	8	56.9	23	2814																		
TOTAL OFFENSE.....		5178	5196	Opponents.....	235	421	115	5.8	14	2688																		
Total Plays.....		963	985	RECEIVING .....	Rec.	Yds.	TD	Lg.	Avg.																			
Average Per Play.....		5.4	5.3	Jamison Crowder.....	85	1044	6	52	12.3																			
Average Per Game.....		398.3	399.7	Issac Blakeney.....	47	559	7	54	11.9																			
KICK RETURNS: #-Yards.....		36-909	51-1186	Max McCaffrey.....	37	385	3	36	10.4																			
PUNT RETURNS: #-Yards.....		24-325	16-33	Johnell Barnes.....	23	237	1	45	10.3																			
INT RETURNS: #-Yards.....		11-159	8-89	Shaun Wilson.....	18	179	1	29	9.9																			
KICK RETURN AVERAGE.....		25.2	23.3	Shaquille Powell.....	18	154	1	32	8.6																			
PUNT RETURN AVERAGE.....		13.5	2.1	David Reeves.....	13	103	3	18	7.9																			
INT RETURN AVERAGE.....		14.5	11.1	Josh Snead.....	12	92	0	19	7.7																			
FUMBLES-LOST.....		22-7	22-10	Erich Schneider.....	6	19	1	6	3.2																			
PENALTIES-Yards.....		64-503	89-785	Joseph Ajeigbe.....	2	23	0	14	11.5																			
Average Per Game.....		38.7	60.4	Anthony Nash.....	2	16	0	14	8.0																			
PUNTS-Yards.....		59-2537	63-2603	Terrence Alls.....	2	14	0	9	7.0																			
Average Per Punt.....		43.0	41.3	Davis Koppenhaver.....	1	5	0	5	5.0																			
Net punt average.....		39.7	34.9	Ryan Smith.....	1	0	0	0	0.0																			
KICKOFFS-Yards.....		79-4951	60-3650	Anthony Boone.....	1	-16	0	-16.0																				
Average Per Kick.....		62.7	60.8	Total.....	268	2814	23	54	10.5																			
Net kick average.....		38.5	36.1	Opponents.....	235	2688	14	62	11.4																			
TIME OF POSSESSION/Game.....		29:07	30:49	PUNTING.....	No.	Yds.	Lg.	Blk.	Avg.																			
3RD-DOWN Conversions.....		84/201	64/186	Will Monday.....	59	2537	65	0	43.0																			
3rd-Down Pct.....		42%	34%	Total.....	59	2537	65	0	43.0																			
4TH-DOWN Conversions.....		16/29	9/31	Opponents.....	63	2603	72	0	41.3																			
4th-Down Pct.....		55%	29%	PUNT RETURNS.....	No.	Yds.	TD	Lg.	Avg.																			
SACKS BY-Yards.....		29-227	13-91	Jamison Crowder.....	22	280	2	68	12.7																			
MISC YARDS.....		7	0	Ryan Smith.....	2	45	0	45	22.5																			
TOUCHDOWNS SCORED.....		52	34	Total.....	24	325	2	68	13.5																			
FIELD GOALS-ATTEMPTS .....		19-21	17-22	Opponents.....	16	33	0	16	2.1																			
ON-SIDE KICKS.....		1-2	0-2	KICK RETURNS.....	No.	Yds.	TD	Lg.	Avg.																			
RED-ZONE SCORES.....		(49-56) 88%	(45-51) 88%	DeVon Edwards.....	29	745	1	99	25.7																			
RED-ZONE TOUCHDOWNS.....		(35-56) 63%	(30-51) 59%	Johnell Barnes.....	3	100	0	60	33.3																			
PAT-ATTEMPTS.....		(50-50) 100%	(28-30) 93%	Erich Schneider.....	1	3	0	3	3.0																			
ATTENDANCE.....		191039	188795	Shaquille Powell.....	1	15	0	15	15.0																			
Games/Avg Per Game.....		7/27291	5/37759	Joseph Ajeigbe.....	1	20	0	20	20.0																			
Neutral Site Games.....		1/47809		Jamison Crowder.....	1	26	0	26	26.0																			
				Total.....	36	909	1	99	25.2																			
				Opponents.....	51	1186	0	96	23.3																			



# FLORIDA STATE SEMINOLES



## 2015 Florida State Schedule

Date	Opponent	Record	Series	Series	Last	Meeting	Stadium (Capacity)	Site	
Sept. 5	Texas State (ESPNNews), 8 pm					First Meeting	Doak S. Campbell Stadium (82,300)	Tallahassee, Fla.	
Sept. 12	South Florida (ESPN), 11:30 am	1-1-0				2009	Doak S. Campbell Stadium (82,300)	Tallahassee, Fla.	
Sept. 18	at Boston College (ESPN), 8 pm	9-4-0				1957	Alumni Stadium (44,500)	Chestnut Hill, Mass.	
Oct. 3	at Wake Forest	26-6-1				1956	2014, hW 43-3	BB&T Field (31,500)	Winston-Salem, N.C.
Oct. 10	Miami	28-31-0				1951	2014, aW 30-26	Doak S. Campbell Stadium (82,300)	Tallahassee, Fla.
Oct. 17	Louisville	13-2-0				1952	2014, aW 42-31	Doak S. Campbell Stadium (82,300)	Tallahassee, Fla.
Oct. 24	at Georgia Tech	13-9-1				1952	2014, nW 37-35	Bobby Dodd Stadium (55,000)	Atlanta, Ga.
Oct. 31	Syracuse	7-1-0				1966	2013, aW 38-20	Doak S. Campbell Stadium (82,300)	Tallahassee, Fla.
Nov. 7	at Clemson	20-8-0				1970	2014, hW 23-17	ot Clemson Memorial Stadium (81,500)	Clemson, S.C.
Nov. 14	NC State	24-11-0				1952	2014, aW 56-41	Doak S. Campbell Stadium (82,300)	Tallahassee, Fla.
Nov. 21	Chattanooga	2-0-0				1984	2008, hW 46-7	Doak S. Campbell Stadium (82,300)	Tallahassee, Fla.
Nov. 28	at Florida	23-34-2				1958	2014, hW 24-19	Ben Hill Griffin Stadium (88,548)	Gainesville, Fla.

### 2014 In Review

Florida State won its first 13 games before losing to Oregon in the first College Football Playoff semifinal game in the Rose Bowl...Jimbo Fisher's Seminoles had won 29 straight games--which tied for the 12th-longest win streak in college football history--before the loss, and finished 13-1 overall, 8-0 in the ACC and with their third straight ACC Championship...FSU was ranked 5th in the AP and 6th in the Amway Coaches poll despite facing the 10th toughest schedule in the nation...**WR Rashad Greene** ended his career as the ACC's career record-holder in pass receiving yards (3,830), 3rd in pass receptions (270) and tied for 4th in TD pass receptions (29)...**TE Nick O'Leary** was named the winner of the John Mackey Award as the nation's best tight end...Three Seminoles--O'Leary, **PK Roberto Aguayo**, and **G Tre' Jackson**--earned consensus first-team All-America honors, while Greene, **C-T Cameron Erving**, the ACC's Jacobs Blocking Trophy winner, and **S Jalen Ramsey** earned first-team All-American honors...**CBs P.J. Williams** and **Ronald Darby** were 2nd-team All-American selections, **DT Eddie Goldman** earned 3rd-team All-American honors, while both **QB Jameis Winston** and **DE Mario Edwards, Jr.**, were 4th-team picks...In all, 18 Seminoles were chosen to the All-ACC team--including 10 on the first-team--led by Winston as the first-team QB and including **RB Dalvin Cook** (2nd), **LBs Terrance Smith** (2nd) and **Reggie Northrup** (3rd), **T Bobby Hart** (3rd) and **G Josue Matias** (3rd).

### Who's Gone

Between seniors and early entries into the NFL Draft, Florida State loses 12 starters, including eight on offense led by Winston, who led the Noles to 26 wins in 27 starts, WR Greene, the school's all-time leading receiver, All-American TE O'Leary and four of five starters on the offensive line. Defensively, the Noles will be without two starters up front in DE Edwards and DT Goldman, as well as talented CBs Williams and Darby.

### The Schedule

The Seminoles face a difficult road schedule this year with games at Clemson, Georgia Tech, Boston College, Wake Forest and non-conference arch-rival Florida.

### 2015 Preview

Offensive priorities will include replacing a quarterback, wide receiver and tight end who were among the best in school history, as well as four three-year starters on the offensive line...Redshirt junior **QB Sean Maguire** emerged from spring as the front-runner, but will face a fall competition with graduate transfer **Everett Golson**, who led Notre Dame to the 2012 BCS title game and was last seen in Tallahassee throwing for 313 yards and 3 TDs against the Seminoles last Oct. 18...Sophomore **T Roderick Johnson**, who started the final five games last year, anchors a rebuilt line that will include a pair of JUCO transfers who have been in the program a year in **T Chad Mavety** and **G Kareem Are...** Whomever does emerge at QB, they will have some weapons at their disposal in **RBs Dalvin Cook**, **Mario Pender** and January enrollee **Jacques Patrick**. Cook rushed for an FSU freshman record 1,008 yards, but his availability is in question after a July suspension...Pender has excellent speed, though, and Patrick is a good blend of speed and power...Despite the loss of Greene, the receiving corps should be solid with sophomores **Travis Rudolph** (38 catches), **Ermon Lane**, **Ja'Vonn Harrison** and junior **Jesus Wilson** (42 catches) joined by talented freshman **George Campbell**...The Noles also possess the nation's best PK in **Roberto Aguayo**... On defense, **DE DeMarcus Walker** and **DT Derrick Mitchell** both return, as does **NT Nile Lawrence-Stample**...One of the areas targeted for improvement is FSU's pass rush, which may come from a trio of sophomore DEs in **Rick Leonard**, **Lorenzo Featherston** and **Jacob Pugh**...Both starting linebackers return in **Terrance Smith** and **Reggie Northrup**... In the secondary, All-American **Jalen Ramsey** moves to CB and heads a talented cast that includes **FS Nate Andrews**, **SS Tyler Hunter**, **Star Trey Marshall** and **CB Marquize White**.

### Roster Breakdown Starters Returning (12)

#### OFFENSE (3).....2014 Career

#### Pos. Name.....Starts Starts

WR Jesus Wilson, Jr..... 7 ..... 7

\*WR Travis Rudolph, So..... 6 ..... 6

LT Roderick Johnson, So..... 5 ..... 5

\*FB Freddie Stevenson, Jr..... 7 ..... 7

\*shared starting assignments

#### DEFENSE (7).....2014 Career

#### Pos. Name.....Starts Starts

DE DeMarcus Walker, Jr. .... 11 ..... 14

DT Derrick Mitchell, Sr.-R.. 10 ..... 10

DT #Nile Lawrence-Stample, Sr.-R. 2 ..... 8

LB Terrance Smith, Sr.-R .... 10 ..... 37

LB Reggie Northrup, Sr..... 14 ..... 14

CB Jalen Ramsey, Jr. .... 14 ..... 14

S Tyler Hunter, Sr.-R ..... 14 ..... 20

S Nate Andrews, Jr..... 13 ..... 14

#Starter who missed 10 games in 2014 to injury

#### SPECIALISTS (2).....2014 Career

#### Pos. Name.....Starts Starts

PK Roberto Aguayo, Jr.-R... 14 ..... 28

P Cason Beatty, Sr. .... 14 ..... 42

### Starters Lost (12)

#### OFFENSE (8).....2014 Career

#### Pos. Name.....Starts Starts

WR Rashad Greene..... 14 ..... 41

TE Nick O'Leary..... 14 ..... 40

T Cameron Erving..... 14 ..... 42

T Bobby Hart..... 14 ..... 37

G Tre' Jackson..... 14 ..... 42

G Josue Matias..... 14 ..... 43

RB Karlos Williams..... 10 ..... 11

QB Jameis Winston..... 13 ..... 27

#### DEFENSE (4).....2014 Career

#### Pos. Name.....Starts Starts

DE Mario Edwards..... 13 ..... 25

DT Eddie Goldman..... 14 ..... 27

CB P.J. Williams..... 13 ..... 24

CB Ronald Darby..... 14 ..... 23

#### SPECIALISTS (0).....2014 Career

#### Pos. Name.....Starts Starts

### Quick Facts

Location.....	Tallahassee, Fla. 32316
Founded.....	1851
Enrollment.....	41,477
Interim President.....	Dr. Garnett Stokes
Director of Athletics.....	Stan Wilcox
Stadium.....	Doak S. Campbell Stadium
Capacity.....	82,300
2014 Overall Record.....	13-1
2014 ACC Record.....	8-0
2014 ACC Finish.....	ACC Champions

### Florida State Seminoles

#### Lettermen Returning.....39

Off. Lettermen Returning.....15

Def. Lettermen Returning.....21

Specialist Lettermen Ret.....3

#### Lettermen Lost.....19

Off. Lettermen Lost.....12

Def. Lettermen Lost.....7

Specialist Lettermen Lost.....0

#### Returning Production Index

(Percentage of 2014 Statistics Returning)

% Passing Returning.....080

% Rushing Returning.....609

% Receiving Returning.....276

% Receiving Yds Ret.....433

% Scoring Returning.....619

% Kickoff Returns.....925

% Punt Returns.....106

% Tackles Returning.....724

% Turnovers Forced.....923

### Numbers and Notes

3 - Florida State CB **Jalen Ramsey** has been named to three preseason national awards watch lists including the Nagurski and Bednarik national defensive player of the year awards and the Jim Thorpe, which is given annually to the nation's top defensive back

4 - The total number of kicks missed by Florida State junior **PK Roberto Aguayo** in his 201 total career attempts. Aguayo, the 2013 Lou Groza Award-winner, has made 58 of 62 field goals and all 149 of his PAT attempts. His .923 field goal percentage is the best among all returning kickers in the FBS.

24 - Florida State has won 24 consecutive games against ACC foes beginning in 2012. The ACC record is 29, also set by FSU when the Seminoles joined the conference in the 1992-96 seasons.

29 - The number of Florida State players who have been drafted into the National Football League in the last three drafts. That's a modern record for a seven-round draft (since 1994) in a three-year period. For the second time in three years FSU led all schools with 11 drafted players including the No. 1 overall selection in QB Jameis Winston.

58 - The number of games Florida State has won under **Jimbo Fisher** in his first five years as a head coach, which ties for the second-highest total in the modern era of the FBS for a coach in his first five seasons. Only Chris Peterson of Boise State (61) since 1900. Bob Pruett also won 58 in his first five seasons at Marshall.



# FLORIDA STATE CAREER LEADERS, ALPHABETICAL ROSTER



TOTAL OFFENSE	Rush	Pass	TDR	Total
1. Chris Weinke (1997-00)	-366	9839	83	9473
2. Chris Rix (2001-04)	823	8390	75	9200
3. EJ Manuel (2009-12)	827	7736	58	8563
4. Jameis Winston (2013-14)	284	7964	72	8248
5. Christian Ponder (2007-10)	833	6872	59	7705
6. Drew Weatherford (2005-08)	65	7411	46	7476
7. Charlie Ward (1989-93)	889	5747	59	6636
8. Danny Kanell (1992-95)	-196	6372	58	6176
9. Gary Huff (1970-72)	-293	6378	54	6086
10. Thad Busby (1994-97)	-33	5916	51	5883

PASSING YARDAGE	Comp-Att	Pct	TD	Yards
1. Chris Weinke (1997-00)	650-1107	.587	79	9839
2. Chris Rix (2001-04)	575-1042	.551	63	8390
3. Jameis Winston (2013-14)	562-851	.660	65	8248
4. EJ Manuel (2009-12)	600-897	.669	47	7736
5. Drew Weatherford (2005-08)	634-1105	.573	39	7411
6. Christian Ponder (2007-10)	598-965	.619	49	6872
7. Gary Huff (1970-72)	436-796	.547	52	6378
8. Danny Kanell (1992-95)	529-851	.621	57	6372
9. Thad Busby (1994-97)	411-694	.592	46	5916
10. Charlie Ward (1989-93)	473-769	.615	49	5747

RECEIVING YARDAGE	Recp	TD	Avg	Yards
1. Rashad Greene (2011-14)	270	29	14.19	3830
2. Ron Sellers (1966-68)	212	23	16.97	3598
3. Peter Warrick (1996-99)	207	31	16.99	3517
4. E.G. Green (1994-97)	166	29	17.59	2920
5. Kez McCorvey (1991-94)	189	18	14.07	2660
6. Greg Carr (2005-08)	148	29	17.39	2574
7. Barry Smith (1970-72)	122	25	19.61	2392
8. Mike Shumann (1973-75, 77)	134	16	17.21	2306
9. Craphonso Thorpe (2001-04)	123	18	17.50	2153
10. Lawrence Dawsey (1987-90)	128	20	16.63	2129

RUSHING	Att	TD	Avg	Yards
1. Warrick Dunn (1993-96)	575	37	6.89	3959
2. Greg Allen (1981-84)	624	44	6.04	3769
3. Travis Minor (1997-00)	664	28	4.85	3218
4. Larry Key (1974-77)	625	13	4.72	2953
5. Sammie Smith (1985-88)	411	15	6.18	2539
6. Greg Jones (2000-03)	480	23	5.28	2535
7. Lorenzo Booker (2003-06)	497	15	4.81	2389
8. Antone Smith (2005-08)	493	26	4.57	2255
Devonta Freeman (2011-2013)	404	30	5.58	2255
10. Mark Lyles (1976-79)	515	20	4.31	2218

RECEPTIONS	Yards	TD	Avg	Rec
1. Rashad Greene (2011-14)	3830	29	14.19	270
2. Ron Sellers (1966-68)	3598	23	16.97	212
3. Peter Warrick (1996-99)	3517	31	16.99	207
4. Kez McCorvey (1991-94)	2660	16	14.07	189
5. Bert Reed (2008-11)	2022	10	11.89	170
6. E.G. Green (1994-97)	2920	29	17.59	166
7. Greg Carr (2005-08)	2574	29	17.39	148
8. Chris Davis (2003-06)	1842	12	13.45	137
9. Mike Shumann (1973-75, 77)	2306	16	17.21	134
10. Warrick Dunn (1993-96)	1314	12	9.95	132
Andre Cooper (1993-96)	1810	24	13.51	132
DeCody Fagg (2004-07)	1654	7	12.53	132

SCORING	Points
1. Dustin Hopkins (2009-12)	466
2. Derek Schmidt (1984-87)	393
3. Xavier Beitia (2001-04)	375
4. Scott Bentley (1993-96)	327
5. Sebastian Janikowski (1997-99)	323
6. Gary Cismesia (2004-07)	308
7. Warrick Dunn (1993-96)	294
8. Roberto Aguayo (2013-14)	293
9. Greg Allen (1981-84)	278
10. Dave Cappel (1976-79)	239

No.	Name	Pos.	Ht.	Wt.	Cl.	Hometown	No.	Name	Pos.	Ht.	Wt.	Cl.	Hometown
19	** Roberto Aguayo	K	6-1	204	Jr.-R	Mascote, Fla.	20	Bobby Lyons	WR	6-0	186	Fr.-R	Orlando, Fla.
29	** Nate Andrews	DB	5-11	204	Jr.	Fairhope, Ala.	22	* Tyrell Lyons	DB	6-0	219	So.-R	Jacksonville, Fla.
72	Kareem Are	OL	6-6	330	Jr.-R	Floral Park, N.Y./	10	** Sean Maguire	QB	6-3	224	Jr.-R	Sparta, N.J.
38***	Cason Beatty	P	6-3	215	Sr.	Charlotte, N.C.	20	* Trey Marshall	DB	6-0	203	So.	Lake City, Fla.
78	Wilson Bell	OL	6-4	318	So.-R	Mobile, Ala.	57	Corey Martinez	OL	6-5	293	Fr.-R	Tampa, Fla.
---	Abdul Bello	OL	6-6	300	Fr.	Uyo, Nigeria	55	Chad Mavety	OL	6-5	327	Jr.-R	Sparta, N.J.
30	* Colin Blake	DB	6-3	204	Jr.-R	San Antonio, Texas	---	Tarvarus McFadden	DB	6-2	198	Fr.	Fort Lauderdale, Fla.
12	Rocky Bonasorte	WR	6-5	192	So.-R	Tallahassee, Fla./	---	Cole Minshew	OL	6-6	320	Fr.	Pridgen, Ga.
10	Calvin Brewton	DB	6-0	178	Fr.	Miami, Fla.	11	** Derrick Mitchell, Jr.#	DT	6-4	307	Sr.-R	Jacksonville, Fla.
42***	Lamaricus Brutus	DB	6-0	208	Sr.-R	Port St. Lucie, Fla.	86	Justin Motlow	WR	5-11	181	Fr.-R	Tampa, Fla.
95	Keith Bryant	DT	6-2	304	So.-R	Delray Beach, Fla.	---	Nyquan Murray	WR	5-11	164	Fr.	Orlando, Fla.
40	Ken Burnham	LS/LB	6-1	209	Fr.-R	Lithia, Fla.	49	Brandyn Musgrave	RB/TE	6-0	228	Sr.-R	Port St. Lucie, Fla.
6	George Campbell	WR	6-3	197	Fr.	Clearwater, Fla.	4	** Giorgio Newberry	DT	6-6	289	Sr.-R	Fort Pierce, Fla.
39	Trey Carter	WR	6-0	210	So.	Gainesville, Fla.	58	Josh Newman	LB	5-8	180	Sr.	St. Augustine, Fla.
21	** Chris Casher	DE	6-4	249	Jr.-R	Mobile, Ala.	91	* Derrick Nnadi	DT	6-2	304	So.	Virginia Beach, Va.
90	Demarcus Christmas	DT	6-3	302	Fr.-R	Bradenton, Fla.	5	** Reggie Northrup	LB	6-1	226	Sr.	Jacksonville, Fla.
21	Lucas Clark	QB	6-1	198	Jr.-R	Fort Walton Beach, Fla.	52	Vernon Norwood	LB	6-0	207	Fr.	Jupiter, Fla.
4	* Dalvin Cook	RB	6-0	203	So.-R	Miami, Fla.	9	Jacques Patrick	RB	6-1	232	Fr.	Orlando, Fla.
31	Tres Copeland	DB	5-11	178	So.-R	Madison, Fla.	40	Nick Patti	LB	6-1	222	Fr.-R	Fairhope, Ala.
16	J.J. Cosentino	QB	6-4	237	Fr.-R	Pittsburgh, Pa.	7	* Mario Pender	RB	5-10	204	Jr.-R	Cape Coral, Fla.
96	Brian Crews	P	6-0	158	Fr.-R	Tallahassee, Fla.	53	Joshua Peters	OL	6-3	299	Fr.-R	Orlando, Fla.
35	Reginald Dixon, Jr.	DB	5-10	197	Jr.-R	Tallahassee, Fla.	56	Novisa Petrusich	DE	6-0	224	So.-R	St. Petersburg, Fla.
54	Alec Eberle	OL	6-5	294	Fr.-R	Mechanicsville, Va.	5	Da'Vante Phillips	WR	6-1	203	Fr.	Miami, Fla.
14	Javien Elliott	DB	5-11	176	Sr.-R	Panama City, Fla.	---	Lorenzo Phillips	LB	6-3	230	Fr.	Patterson, La.
41	* Lorenzo Featherston	DE	6-7	229	So.	Greensboro, N.C.	33	Colton Plante	FB	6-2	231	Fr.	Orlando, Fla.
31	Ryan Feely	K	6-0	161	Fr.-R	Tallahassee, Fla.	16	* Jacob Pugh	LB	6-4	247	So.	Tallahassee, Fla.
---	Deondre Francois	QB	6-2	191	Fr.	Orlando, Fla.	45	Delvin Purifoy	LB	6-2	254	Fr.-R	Cantonment, Fla.
62	Ethan Frith	OL	6-7	299	Fr.	Summit, Miss.	8	** Jalen Ramsey	DB	6-1	201	Jr.	Smyrna, Tenn.
47	Stephen Gabbard	LS	6-3	217	So.	Tallahassee, Fla.	---	David Robbins	OL	6-4	315	Fr.	Glenelg, Md.
---	Everett Golson#	QB	6-0	200	Gr.	Myrtle Beach, S.C.	---	Kevin Robledo	K	6-0	169	Fr.	Thousand Oaks, Calif.
7	** Ryan Green	DB	5-10	198	Jr.	St. Petersburg, Fla.	71	Brock Ruddle	OL	6-8	313	Fr.-R	La Plata, Md.
18	Christian Griffith	WR	6-6	212	Sr.-R	Palm Beach, Fla.	15	* Travis Rudolph	WR	6-2	187	So.	West Palm Beach, Fla.
13	* Ja'Vonn Harrison	WR	6-2	199	So.	Lakeland, Fla.	88	Mavin Saunders	TE	6-6	258	Fr.-R	Bimini, Bahamas
89	Gilbert Henric	WR	6-0	195	Fr.	Miami, Fla./Columbus	79	Sean Scott	LB	6-0	213	Sr.	Orlando, Fla.
73	Joe Hernandez	LB	6-0	213	Jr.-R	Miami Beach, Fla.	92	** Justin Shanks	DT	6-2	325	Sr.-R	Prattville, Ala.
49	Jonathan Hernandez	P	6-4	218	So.-R	Bradenton, Fla.	97	Isaiah Smallwood	DE	6-2	201	Fr.-R	Dover, Fla.
59	* Ryan Hoefeld	OL	6-3	293	So.-R	New Orleans, La.	37***	Keelin Smith	DB	6-3	188	Sr.-R	Fort Pierce, Fla.
18	* Ro' Derrick Hoskins	LB	6-2	234	So.-R	Orlando, Fla.	24	** Terrance Smith#	LB	6-4	231	Sr.-R	Decatur, Ga.
1	** Tyler Hunter	DB	5-11	204	Sr.-R	Valdosta, Ga.	23	* Freddie Stevenson	FB	6-1	244	Jr.	Bartow, Fla.
43	Xavier Hurge	DB	6-0	195	Fr.	Coral Springs, Fla./	---	Josh Sweat	DE	6-5	226	Fr.	Chesapeake, Va.
81	Ryan Izzo	TE	6-6	243	Fr.-R	Highland Lakes, N.J.	---	Auden Tate	WR	6-5	205	Fr.	Tampa, Fla.
87	Jared Jackson	WR	6-3	190	So.-R	Monticello, Fla.	---	Darvin Taylor	DT	6-3	305	Fr.	Chester, Va.
28	Mahique Jackson	DB	6-1	171	So.	Jesup, Ga.	6	* Matthew Thomas	LB	6-3	224	So.-R	Miami, Fla.
3	Derwin James	DB	6-2	212	Fr.	Haines City, Fla.	67	Adam Torres	DT	6-4	279	Fr.-R	Lake Mary, Fla.
22	Emmanuel Johnson	RB	5-5	150	Jr.	Jacksonville, Fla.	36	Michael Urow	DB/WR	6-0	175	Sr.	Weston, Fla.
77	* Roderick Johnson	OL	6-7	312	So.	Florissant, Mo.	61	Anthony Valdes	DE	6-1	233	Jr.-R	Royal Palm Beach, Fla.
55	Fredrick Jones	DT	6-2	311	Fr.-R	Miami, Fla.	26	* Johnathan Vickers	RB	6-1	215	So.	Quincy, Fla.
74	Derrick Kelly	OL	6-5	310	Fr.-R	Havana, Fla.	44	** DeMarcus Walker	DE	6-3	277	Jr.	Jacksonville, Fla.
69	Barrett Kernon	LS	6-4	256	Sr.-R	Ormond Beach, Fla.	---	* Keith Weeks	OL	6-4	301	Jr.-R	Valrico, Fla.
85	* Jeremy Kerr	TE	6-5	261	So.-R	St. Petersburg, Fla.	66	A.J. Westbrook	DB	6-0	180	Fr.	Daytona Beach, Fla.
---	Sh' Mar Kilby-Lane	LB	6-2	220	Fr.	Hallandale Beach, Fla.	27	* Marquez White	CB	6-0	179	Jr.	Dothan, Ala.
35	Oladipo Kolawole	RB	6-0	201	Jr.	Bradenton, Fla.	8	** Kermit Whitfield	WR	5-7	183	Jr.	Orlando, Fla.
82	Bryan LaCivita	WR	6-1	183	So.-R	Gainesville, Fla.	---	Jalen Wilkerson	TE	6-4	230	Fr.	Douglas, Ga.
1	* Ermon Lane	WR	6-3	205	So.	Homestead, Fla.	12	Arthur Williams	DT	6-5	321	Fr.-R	Fayetteville, N.C.
99***	Nile Lawrence-Stamper	DT	6-1	323	Sr.-R	Fort Lauderdale, Fla.	32	Steven Williams	RB	5-10	162	Jr.-R	Naples, Fla.
98	Rick Leonard	DE	6-7	273	So.	Middletown, Md.	3	** Jesus Wilson	WR	5-9	181	Jr.	Miami, Fla.
---	Marcus Lewis	DB	6-2	194	Fr.	Washington, D.C.							

\* Denotes letter earned; R-Denotes redshirted; #-Denotes graduate.





## Jimbo Fisher Head Coach (Salem College '89)

Record at Florida State: 58-11, (.818) 5 Years  
Overall: 58-11, (.818), 5 Years  
Born: October 9, 1965



Heading into his sixth season as head coach at Florida State, Jimbo Fisher has brought the Seminoles to the top of college football, compiling a 58-11 record which includes a record-setting 14-0 mark in 2013, a 13-1 record in 2014, and a 29-game win streak that tied for 12th longest in college football history. His 2014 squad earned a berth in the first College Football Playoff and garnered the school's third straight ACC title just one year after he guided the Seminoles to the school's third National Championship. Fisher's 2013 Seminoles set an NCAA record for points scored (723) and tied one for wins. His teams have earned a Top 25 national ranking each year,

including a No. 5 ranking last year. Add that FSU's recruiting classes have been ranked among the nation's Top 10 the past six years and it is clear that the future for FSU football is also bright. Fisher was officially named the ninth head coach in Florida State history on Jan. 5, 2010 after the retirement of the legendary Bobby Bowden. A veteran of 21 years as an assistant coach in the collegiate ranks, he spent three years as FSU's Offensive Coordinator (2007-09) and the designated successor to Bowden. Fisher came to the Seminoles after a seven-year (2000-06) stint at LSU, during which time his offenses were ranked among the nation's Top 20 six times, and the Tigers compiled a 70-20 overall record including winning the 2004 BCS National Championship. Fisher, who also spent six years at Auburn (1993-98) and one at Cincinnati (1999), played for and coached with Terry Bowden at Salem College and Samford University, where his coaching career began as a graduate assistant in 1988. The 2013 perfect 14-0 campaign came on the heels of a 12-2 mark in 2012 and a No. 9 final national ranking. Few coaches can match Fisher's career start that includes a quartet of bowl triumphs over nationally-ranked South Carolina (Chick-fil-A), Notre Dame (Champs Sports), Northern Illinois (Discover Orange) and Auburn (BCS Championship Game) and five final Top 25 national rankings. Fisher's 2013 National Champion Seminoles excelled on both sides of the ball, scoring an NCAA-record 723 points and ranked 6th nationally in total offense while also ranking 2nd in scoring defense and 3rd in total defense, and 2nd nationally in pass efficiency defense. He accomplished this, despite having to replace six members of his coaching staff and 11 players drafted into the NFL after the 2012 season. Over the past three seasons, FSU has had a modern college football record 29 players selected in the NFL draft, including first-overall pick Jameis Winston in 2015. He came to the Seminoles after seven seasons at LSU as offensive coordinator, helping the Tigers to the 2003 BCS National Championship. His offenses at Florida State and at LSU have been ranked highly nationally, and he has earned a reputation as a developer of standout quarterbacks, including Winston, who in 2013 became the youngest player in history to win the Heisman Trophy, and a pair of other first round picks in EJ Manuel (No. 16, 2013) and Christian Ponder (No. 12, 2011). Fisher has mentored three consecutive first round picks at the quarterback position - an unprecedented run of success. While at LSU, he coached five quarterbacks who were selected in the NFL Draft as LSU also made three BCS Bowl appearances in that stretch. Fisher began his coaching career as a graduate assistant for Terry Bowden at Samford University in 1988, became offensive coordinator in 1991 and moved with Bowden to Auburn as quarterbacks coach for the 1993-98 seasons. In 1999, he spent one season as offensive coordinator at Cincinnati, where the Bearcats' offense was ranked 16th nationally. A 1989 graduate of Salem College, Fisher played quarterback collegiately for Terry Bowden at both Salem and Samford University. At Samford in 1987, he set a school record with 34 touchdown passes and was named the Division III National Player of the Year.

### Fisher by the Numbers

Year	School	AP USA	ACC	Pct.	Finish	All.	Pct.
2010	Florida State	16	17	6-2	.750	T1stA	10-4-0 .714
2011	Florida State	23	23	5-3	.750	T2ndA	9-4-0 .692
2012	Florida State	10	9	7-1	.500	ACCCh.	12-2-0 .857
2013	Florida State	1	1	8-0	1.000	ACCCh#	14-0-0 1.000
2014	Florida State	5	6	8-0	1.000	ACCCh.	13-1-0 .929
FSU: 5 years				37-7*	(.841)	58-11-0	(.841)
Overall Record: 5 years				37-7*	(.841)	58-11-0	(.841)

\*Includes ACC Championship Games; # BCS National Champion

## Florida State Coaches and Records

### OVERALL WON/LOSS RECORDS

No.	Head Coach	Years	W	L	T	Pct
1.	Ed Williamson	(1) 1947	0	5	0	.000
2.	Don Veller	(5) 1948-1952	31	12	1	.716
3.	Tom Nugent	(6) 1953-1958	34	28	1	.548
4.	Perry Moss	(1) 1959	4	6	0	.400
5.	Bill Peterson	(11) 1960-1970	62	42	11	.587
6.	Larry Jones	(3) 1971-1973	15	19	0	.441
7.	Darrell Mudra	(2) 1974-1975	4	18	0	.182
8.	Bobby Bowden	(34) 1976-2009	316	97	4	.763
9.	Jimbo Fisher	(5) 2010-2014	58	11	0	.841

### CONFERENCE GAMES ONLY

Head Coach	Years	W	L	T	Pct
Bobby Bowden	(18) 1992-2009	118	27	0	.814
Jimbo Fisher	(5) 2010-2014	37	7	0	.841

### BOWL GAMES ONLY

Head Coach	Bowls	W	L	T	Pct
Bobby Bowden	(33)	22	10	1	.682
Jimbo Fisher	(5)	4	1	0	.800
Bill Peterson	(4)	1	2	1	.375
Tom Nugent	(2)	0	2	0	.000
Don Veller	(1)	1	0	0	1.000
Larry Jones	(1)	0	1	0	.000

(Based on Appearances)

### Jimbo Fisher Versus ACC Schools:

\*Includes ACC Championship Game (s)

vs. Boston College	5-0
vs. Clemson	4-1
vs. Duke*	3-0
vs. Georgia Tech*	2-0
vs. Louisville	1-0
vs. Maryland#	4-0
vs. Miami	5-0
vs. North Carolina	0-1
vs. NC State	3-2
vs. Pitt	1-0
vs. Syracuse	2-0
vs. Virginia	2-1
vs. Virginia Tech*	1-1
vs. Wake Forest	4-1

#No longer in the ACC

### FLORIDA STATE ASSISTANT COACHES

Tm Brewster (Illinois '84)	Recruiting Coordinator/Tight Ends
Lawrence Dawsey (Florida State '91)	Co-Offensive Coordinator/WRs
Jay Graham (Tennessee '04)	Running Backs/Special Teams
Odell Haggins (Florida State '93)	Associate Head Coach/DTs
Charles Kelly (Auburn '90)	Defensive Coordinator/Defensive Backs
Brad Lawing (Lenoir Rhyne '79)	Defensive Ends/Outside Linebackers
Bill Miller (Texas-Arlington '78)	Linebackers
Randy Sanders (Tennessee '87)	Co-Offensive Coordinator/QBs
Rick Trickett (Glenville '72)	Assistant Head Coach Offense/Offensive Line



# FLORIDA STATE 2014 STATISTICS



## 2014 Florida State Results (13-1, 8-0 ACC)

Date	Result	Opponent	Att.	FSU		Opp.		Offense					Defense				
				AP	USA	AP	USA	Run	Pass	Total	Passes	TO	Run	Pass	Total	Passes	TO
A30	W, 37-31	vs. Oklahoma State	61,521	1	1	--	--	106	370	476	25-40-2	2	161	203	364	15-28-1	2
<i>(AT&amp;T Stadium, Arlington, Tex.)</i>																	
S6	W, 37-12	The Citadel	81,294	1	1	--	--	210	284	494	25-32-0	0	250	72	322	5-14-0	0
S20	W, 23-17 OT	Clemson	82,316	1	1	22	24	13	305	318	21-39-2	2	101	306	407	22-33-0	1
S27	W, 56-41	at NC State	57,583	1	1	--	--	166	365	531	26-38-2	4	161	359	520	32-50-0	2
O4	W, 43-3	Wake Forest	82,327	1	2	--	--	171	304	475	24-41-1	1	40	86	126	13-22-1	3
O11	W, 38-20	at Syracuse	43,295	1	2	--	--	165	317	482	30-36-0	2	156	256	412	21-36-3	3
O18	W, 31-27	Notre Dame	82,431	2	2	5	5	50	273	323	23-31-1	1	157	313	470	31-52-2	2
O30	W, 42-31	at Louisville	55,414	2	2	--	--	173	401	574	25-48-3	3	158	330	488	20-38-1	2
N8	W, 34-20	Virginia	82,325	2	2	--	--	115	261	376	22-35-2	3	37	220	257	20-35-1	3
N15	W, 30-26	at Miami	76,530	2	2	--	--	114	304	418	25-42-1	3	176	316	492	16-34-1	3
N22	W, 20-17	Boston College	82,300	1	1	--	--	110	281	391	22-32-1	1	240	73	313	6-11-0	0
N29	W, 24-19	Florida	82,485	1	2	--	--	181	125	306	12-24-4	4	113	169	282	13-32-2	2
D6	W, 37-35	vs. Georgia Tech	64,808	2	2	12	12	179	309	488	21-30-0	0	331	134	465	8-14-1	1
<i>Dr Pepper ACC Championship Game, Bank of America Stadium, Charlotte, N.C.</i>																	
J1	L, 20-59	vs. Oregon	91,322	2	2	3	3	180	348	528	29-48-1	5	301	309	639	26-36-1	2
<i>College Football Semifinals, Rose Bowl Stadium, Pasadena, Calif.</i>																	

TEAM STATISTICS	FSU	OPP	RUSHING	Att.	Yds.	TD	Lg.	Avg.	SCORING	TD	FGs	PAT	Pts.	
SCORING	472	358	Dalvin Cook	170	1008	8	44	5.9	Roberto Aguayo	0	27-30	55-55	136	
Points Per Game	33.7	25.6	Karlos Williams	150	689	11	28	4.6	Karlos Williams	12	0-0	0-0	72	
Points Off Turnovers	277	373	Mario Pender	41	206	4	56	5.0	Dalvin Cook	8	0-0	0-0	48	
FIRST DOWNS	322	295	Jameis Winston	57	65	3	28	1.1	Nick O'Leary	7	0-0	0-0	42	
Rushing	111	146	Kermit Whitfield	3	40	0	21	13.3	Rashad Greene	7	0-0	0-0	42	
Passing	187	131	Ryan Green	6	31	0	8	5.2	Mario Pender	5	0-0	0-0	30	
Penalty	24	18	Mario Edwards Jr.	1	4	0	4	4.0	Jesus Wilson	4	0-0	0-0	24	
RUSHING YARDAGE	1933	2382	Johnathan Vickers	1	3	0	3	3.0	Travis Rudolph	4	0-0	0-0	24	
Yards gained rushing	2312	2730	Freddie Stevenson	1	0	0	0	0.0	Jameis Winston	3	0-0	0-0	18	
Yards lost rushing	379	348	Nick O'Leary	0	0	1	0	0.0	Nate Andrews	1	0-0	0-0	6	
Rushing Attempts	451	573	Rashad Greene	1	-2	0	0	-2.0	Freddie Stevenson	1	0-0	0-0	6	
Average Per Rush	4.3	4.2	Cason Beatty	1	-18	0	0	-18.0	Reggie Northrup	1	0-0	0-0	6	
Average Per Game	138.1	170.1	TEAM	11	-44	0	0	-4.0	Terrance Smith	1	0-0	0-0	6	
TDs Rushing	27	21	Sean Maguire	8	-49	0	3	-6.1	Christian Green	1	0-0	0-0	6	
PASSING YARDAGE	4246	3175	<b>Total</b>	<b>451</b>	<b>1933</b>	<b>27</b>	<b>56</b>	<b>4.3</b>	Ermon Lane	1	0-0	0-0	6	
Comp-Att-Int	330-516-20	248-435-14	<b>Opponents</b>	<b>573</b>	<b>2382</b>	<b>21</b>	<b>36</b>	<b>4.2</b>	<b>Total</b>	<b>56</b>	<b>27-30</b>	<b>55-55</b>	<b>472</b>	
Average Per Pass	8.2	7.3	<b>PASSING</b>	<b>Cmp.</b>	<b>Att.</b>	<b>Int.</b>	<b>Pct.</b>	<b>TD</b>	<b>Yds.</b>	<b>Opponents</b>	<b>44</b>	<b>18-25</b>	<b>38-42</b>	<b>358</b>
Average Per Catch	12.9	12.8	Jameis Winston	305	467	18	65.3	25	3907	<b>TACKLES</b>	<b>Solo</b>	<b>Ast.</b>	<b>Tot.</b>	
Average Per Game	303.3	226.8	Sean Maguire	25	49	2	51.0	1	339	Reggie Northrup	61	61	122	
TDs Passing	26	22	<b>Total</b>	<b>330</b>	<b>516</b>	<b>20</b>	<b>64.0</b>	<b>26</b>	<b>4246</b>	Nate Andrews	66	27	93	
TOTAL OFFENSE	6179	5557	<b>Opponents</b>	<b>248</b>	<b>435</b>	<b>14</b>	<b>57.0</b>	<b>22</b>	<b>3175</b>	Terrance Smith	48	39	87	
Total Plays	967	1008	<b>RECEIVING</b>	<b>Rec.</b>	<b>Yds.</b>	<b>TD</b>	<b>Lg.</b>	<b>Avg.</b>	Jalen Ramsey	45	34	79		
Average Per Play	6.4	5.5	Rashad Greene	99	1365	7	74	13.8	P.J. Williams	52	22	74		
Average Per Game	441.4	396.9	Nick O'Leary	48	618	6	46	12.9	Tyler Hunter	48	17	65		
KICK RETURNS: #-Yards	49-971	45-846	Jesus Wilson	42	527	4	39	12.5	Mario Edwards Jr.	25	19	44		
PUNT RETURNS: #-Yards	17-179	13-92	Travis Rudolph	38	555	4	68	14.6	Ronald Darby	28	15	43		
INT RETURNS: #-Yards	14-156	20-132	Karlos Williams	29	265	1	27	9.1	Demarcus Walker	27	11	38		
KICK RETURN AVERAGE	19.8	18.8	Dalvin Cook	22	203	0	30	9.2	Eddie Goldman	19	16	35		
PUNT RETURN AVERAGE	10.5	7.1	Ermon Lane	13	267	1	59	20.5	Desmond Hollin	20	13	33		
INT RETURN AVERAGE	11.1	6.6	Kermit Whitfield	11	145	0	29	13.2	Chris Casher	15	13	28		
FUMBLES-LOST	23-12	23-12	Mario Pender	10	56	1	11	5.6	Matthew Thomas	21	5	26		
PENALTIES-Yards	87-668	77-685	Freddie Stevenson	7	72	1	35	10.3	E.J. Levenberry	11	10	21		
Average Per Game	47.7	48.9	Christian Green	6	120	1	62	20.0	Derrick Mitchell Jr.	6	14	20		
PUNTS-Yards	48-1966	64-2712	Kevin Haplea	2	19	0	10	9.5	Lorenzo Featherston	9	10	19		
Average Per Punt	41.0	42.4	Jarred Haggins	1	18	0	18	18.0	Derrick Nnadi	8	10	18		
Net punt average	38.2	37.7	Ja'Vonn Harrison	1	9	0	9	9.0	Lamarcus Brutus	7	8	15		
KICKOFFS-Yards	96-6027	73-4455	Ryan Izzo	1	7	0	7	7.0	Trey Marshall	6	6	12		
Average Per Kick	62.8	61.0	<b>Total</b>	<b>330</b>	<b>4246</b>	<b>26</b>	<b>74</b>	<b>12.9</b>	Jacob Pugh	7	5	12		
Net kick average	41.2	40.9	<b>Opponents</b>	<b>248</b>	<b>3175</b>	<b>22</b>	<b>71</b>	<b>12.8</b>	Nile Lawrence Stample	4	6	10		
TIME OF POSSESSION/Game	28:57	31:03	<b>PUNTING</b>	<b>No.</b>	<b>Yds.</b>	<b>Lg.</b>	<b>Blk.</b>	<b>Avg.</b>	Ro'Derrick Hoskins	2	7	9		
3RD-DOWN Conversions	80/175	93/212	Cason Beatty	48	1966	67	0	41.0	Keelin Smith	4	3	7		
3rd-Down Pct.	46%	44%	<b>Total</b>	<b>48</b>	<b>1966</b>	<b>67</b>	<b>0</b>	<b>41.0</b>	Roberto Aguayo	4	.	4		
4TH-DOWN Conversions	0/6	7/23	<b>Opponents</b>	<b>64</b>	<b>2712</b>	<b>63</b>	<b>0</b>	<b>42.4</b>	Johnathan Vickers	3	.	3		
4th-Down Pct.	0%	30%	<b>PUNT RETURNS</b>	<b>No.</b>	<b>Yds.</b>	<b>TD</b>	<b>Lg.</b>	<b>Avg.</b>	Freddie Stevenson	2	1	3		
SACKS BY-Yards	17-136	23-187	Rashad Greene	15	160	0	34	10.7	Jarred Haggins	1	2	3		
MISC YARDS	0	0	Jesus Wilson	2	19	0	13	9.5	Nick Waisome	3	.	3		
TOUCHDOWNS SCORED	56	44	<b>Total</b>	<b>17</b>	<b>179</b>	<b>0</b>	<b>34</b>	<b>10.5</b>	Tyrell Lyons	1	2	3		
FIELD GOALS-ATTEMPTS	27-30	18-25	<b>Opponents</b>	<b>13</b>	<b>92</b>	<b>0</b>	<b>28</b>	<b>7.1</b>	Marquez White	2	1	3		
ON-SIDE KICKS	0-0	0-2	<b>KICK RETURNS</b>	<b>No.</b>	<b>Yds.</b>	<b>TD</b>	<b>Lg.</b>	<b>Avg.</b>	<b>INTERCEPTIONS</b>	<b>No.</b>	<b>Yds.</b>	<b>TD</b>	<b>Lg.</b>	
RED-ZONE SCORES	(54-59) 92%	(39-52) 75%	Kermit Whitfield	32	665	0	35	20.8	Nate Andrews	3	9	1	9	
RED-ZONE TOUCHDOWNS	(35-59) 59%	(28-52) 54%	Jesus Wilson	10	228	0	34	22.8	Jacob Pugh	2	5	0	5	
PAT-ATTEMPTS	(55-55) 100%	(38-42) 90%	Karlos Williams	3	41	0	14	13.7	Terrance Smith	2	97	1	94	
ATTENDANCE	575478	232822	Kevin Haplea	3	32	0	12	10.7	Jalen Ramsey	2	27	0	27	
Games/Avg Per Game	7/82211	4/58206	Freddie Stevenson	1	5	0	5	5.0	Lamarcus Brutus	2	4	0	4	
Neutral Site Games	3/72550	3/72550	<b>Total</b>	<b>49</b>	<b>971</b>	<b>0</b>	<b>35</b>	<b>19.8</b>	P.J. Williams	1	14	0	14	
			<b>Opponents</b>	<b>45</b>	<b>846</b>	<b>0</b>	<b>46</b>	<b>18.8</b>	Reggie Northrup	1	0	0	0	
									Tyler Hunter	1	0	0	0	
									<b>Total</b>	<b>14</b>	<b>156</b>	<b>2</b>	<b>94</b>	
									<b>Opponents</b>	<b>20</b>	<b>132</b>	<b>0</b>	<b>27</b>	



## 2015 Georgia Tech Schedule

Date	Opponent	Series Record	Series Began	Series Last Meeting	Stadium (Capacity)	Site
Sept. 3	Alcorn State (RSN), 7:30 pm			First Meeting	Bobby Dodd Stadium (55,000)	Atlanta, Ga.
Sept. 12	Tulane (RSN), 3:30 pm	35-13-0	1916	2014, aW 38-21	Bobby Dodd Stadium (55,000)	Atlanta, Ga.
Sept. 19	at Notre Dame (NBC), 3:30 pm	6-27-1	1922	2007, aW 33-3	Notre Dame Stadium (80,795)	South Bend, Ind.
Sept. 26	at Duke	50-31-1	1933	2014, hL 31-25	Brooks Field at Wallace Wade Stadium (33,941)	Durham, N.C.
Oct. 3	North Carolina	28-19-3	1915	2014, aL 48-43	Bobby Dodd Stadium (55,000)	Atlanta, Ga.
Oct. 10	at Clemson	50-27-2	1898	2014, hW 28-6	Clemson Memorial Stadium (81,500)	Clemson, S.C.
Oct. 17	Pitt	4-5-0	1918	2014, aW 56-28	Bobby Dodd Stadium (55,000)	Atlanta, Ga.
Oct. 24	Florida State	9-13-1	1952	2014, nL 37-35	Bobby Dodd Stadium (55,000)	Atlanta, Ga.
Oct. 31	at Virginia	19-17-1	1965	2015, hW 35-10	Scott Stadium (61,500)	Charlottesville, Va.
Nov. 12	Virginia Tech (ESPN), 7:30 pm	4-8-0	1990	2014, aW 27-24	Bobby Dodd Stadium (55,000)	Atlanta, Ga.
Nov. 21	at Miami	11-9-0	1955	2014, hW 28-17	Sun Life Stadium (64,982)	Miami Gardens, Fla.
Nov. 28	Georgia	40-64-5	1893	2014, aW 30-24, ot	Bobby Dodd Stadium (55,000)	Atlanta, Ga.

### 2014 In Review

2014 was a milestone year for Paul Johnson's Georgia Tech program...The Jackets achieved their highest national ranking since the 1990 National Championship season finishing 8th in the AP and 7th in the Amway Coaches poll after producing an 11-3 record, a 6-2 ACC mark and coming within three points of upsetting ACC champion Florida State for the conference crown...Along the way Tech defeated two Top 10 foes in arch-rival Georgia (8th) and Mississippi State (8th), while also downing 18th-ranked Clemson...Tech's spread option offense, triggered by speedy QB Justin Thomas, led the nation and set an ACC single-season record, averaging 342.1 rushing yards a game while also leading the country in passing yards per completion...Thomas ran for 1,086 yards, threw for 1,719 yards and accounted for 26 TDs with a 153.90 pass efficiency rating...BBs Synjyn Days (924 yards, 9 TDs) and Zach Laskey (851 yards, 9 TDs) were a potent inside threat...WRs DeAndre Smelter (20.4 avg., 7 TDs) and Darren Waller (17.0 avg., 6 TDs) provided Thomas with a pair of lethal targets...G Shaquille Mason earned first-team All-American honors and DE KeShun Freeman (9.5 TFLs) was a first-team Freshman All-American...Thomas, Mason, Laskey, Smelter, DT Adam Gotsis and LB Quayshawn Nealy earned 2nd-team All-ACC honors while S Jamal Golden was a 3rd-team pick...Days, Freeman, T Bryan Chamberlain, C Freddie Burden, LB P.J. Davis and CB D.J. White were Honorable Mention All-ACC.

### Who's Gone

Tech loses eight starters overall, five on offense and three on defense... Offensively, the Jackets will be without several big-play performers in WR Smelter, BBs Laskey and Days and ABs Charles Perkins and Tony Zenon...Nealy is the big loss on defense along with S Isaiah Johnson and DT Shawn Green.

### The Schedule

The Jackets will face one of the toughest schedules in the league with non-conference foes Notre Dame and Georgia, plus Atlantic Division foes Florida State and Clemson on the docket.

### 2015 Preview

Offensive priorities this fall include replacing both starting B-backs, A-Backs and wide receivers, in other words just about everyone who touched the football besides the multi-talented Thomas...Broderick Snoddy and Isiah Willis head into the fall as the leaders at A-Back with Qua Seary and Clinton Lynch in the running for playing time...At B-Back, Marcus Allen emerged from the spring at the top of the depth chart, but Stanford graduate transfer Patrick Skov will provide plenty of quality competition...Micheal Summers (7 catches) and Ricky Jeune are the leaders at WR, but Antonio Messick and Brandon Oliver are in the mix as well...The good news is four starters return upfront in Burden, Chamberlain, G Errin Joe and T Trey Braun with massive G Shamire Devine moving into the other starting role...Defensively, Coordinator Ted Roof's crew improved measurably during the second half of 2014, forcing 19 turnovers in its final seven games...With eight starters returning, including DE KeShun Freeman (4.5 sacks) and DT Adam Gotsis (3.0 sacks) upfront, look for them to be improved in 2015...The return of DT Jabari Hunt-Days, a 2013 starter who missed all of last year, should help a unit that also includes DTs Francis Kallon and Patrick Gamble as well as DEs Kenderius Whitehead, Rod Rook-Chungong and Antonio Simmons...Leading tackler LB P.J. Davis (119 tackles) heads a group that includes Tyler Macordres and Terrell Lewis...The secondary features four starters returning in CBs D.J. White and Chris Milton, FS Jamal Golden and SS Demond Smith (72 hits).

## Roster Breakdown Starters Returning (16)

### OFFENSE (6) ..... 2014 Career

Pos.	Name	Starts	Starts
WR	Michael Summers, So.-R	8	19
T	Trey Braun, Jr.-R	14	22
T	Bryan Chamberlain, Jr.-R	13	21
G	Errin Joe, Sr.-R	7	7
C	Freddie Burden, Jr.-R	14	14
QB	Justin Thomas, Jr.-R	14	14

### DEFENSE (8) ..... 2014 Career

Pos.	Name	Starts	Starts
DE	KeShun Freeman, So.	12	12
NT	Adam Gotsis, Sr.	14	28
LB	P.J. Davis, Jr.	13	14
LB	Tyler Macordres, Sr.-R	7	9
CB	D.J. White, Sr.	14	23
CB	Demond Smith, Sr.-R	10	24
S	Jamal Golden, Sr.-R	12	20
S	Chris Milton, Sr.-R	14	21

### SPECIALISTS (2) ..... 2014 Career

Pos.	Name	Starts	Starts
PK	Harrison Butker, Jr.	14	27
P	Ryan Rodwell, Jr.-R	14	20

### Starters Lost (8)

### OFFENSE (5) ..... 2014 Career

Pos.	Name	Starts	Starts
WR	DeAndre Smelter	12	20
G	Shaq Mason	14	40
BB	*Synjyn Days	7	14
BB	*Zach Laskey	7	13
AB	Charles Perkins	11	12
AB	Tony Zenon	12	14

\*shared starting role due to injury

### DEFENSE (3) ..... 2014 Career

Pos.	Name	Starts	Starts
DT	Shawn Green	13	13
LB	Quayshawn Nealy	14	46
S	Isaiah Johnson	12	41

### SPECIALISTS (0) ..... 2014 Career

Pos.	Name	Starts	Starts
------	------	--------	--------

### Quick Facts

Location	Atlanta, Ga.	30332
Founded		1885
Enrollment		21,000
President	Dr. G. P. "Bud" Peterson	
Director of Athletics	Mike Bobinski	
Stadium	Bobby Dodd Stadium	
Capacity		55,000
2014 Overall Record		11-3
2014 ACC Record		6-2
2014 ACC Finish		Coastal Champions

## Georgia Tech Yellow Jackets

Lettermen Returning	48
Offensive Lettermen Returning	17
Defensive Lettermen Returning	28
Specialists Lettermen Ret.	4

Lettermen Lost	19
Offensive Lettermen Lost	13
Defensive Lettermen Lost	6
Specialists Lettermen Lost	0

### Georgia Tech Yellow Jackets

### Returning Production Index

(Percentage of 2014 Statistics Returning)	
% Passing Returning	.992
% Rushing Returning	.354
% Receiving Returning	.113
% Receiving Yds Ret.	.094
% Scoring Returning	.445
% Kickoff Returns	.950
% Punt Returns	.938
% Tackles Returning	.721
% Turnovers Forced	.690

### Numbers & Notes

1 - Since Head Coach Paul Johnson arrived with his spread option attack in 2008, no team in the nation has run for more yards than has Georgia Tech. Since 2008, in a 94-game span, Tech has averaged 309.15 yards per game, including a nation's best and an ACC-record 342.1 yards per game last year.

9 - The number of Georgia Tech's 2015 opponents who played in bowl games last year.

17 - Paul Johnson has led his teams to either the FCS playoffs or an FBS bowl game in 17 of his 18 years as a college football head coach.

18 - When Georgia Tech defeated 8th-ranked Mississippi State in the Capital One Orange Bowl last year it marked the 18th straight appearance in a bowl game for the Jackets, which ties for the third longest active streak in the nation.

20 - Georgia Tech has not had a losing season in Atlantic Coast Conference play since 1994, a span of 20 consecutive years and the longest such streak in the nation.

26 - Georgia Tech's defense forced its opponents to turn the football over 26 percent of the time in 2014, the best mark in the FBS.

53 - Since the ACC went to divisional play for the 2005 season, Georgia Tech has won 53 regular season conference games, the third-highest total in the ACC, topped only by Virginia Tech (58) and Clemson (54).



# GEORGIA TECH CAREER LEADERS, ALPHABETICAL ROSTER



TOTAL OFFENSE		Rush	Pass	TDR	Total
1. Joe Hamilton (1996-99)	1758	8882	83	10640	
2. Reggie Ball (2003-06)	1451	8128	68	9579	
3. Shawn Jones (1989-92)	855	8441	70	9296	
4. George Godsey (1998-01)	-12	6137	47	6125	
5. Joshua Nesbitt (2007-10)	2806	3276	53	6082	
6. Tevin Washington (2009-12)	2225	3312	59	5537	
7. Mike Kelley (1978-81)	-51	5249	24	5198	
8. John Dewberry (1983-86)	630	4193	36	4823	
9. Eddie McAshan (1970-72)	182	4080	35	4262	
10. Robert Lavette (1981-84)	4066	27	46	4093	

PASSING YARDAGE		Comp-Att	Pct.	TD	Yards
1. Joe Hamilton (1996-99)	629-1020	.616	65	8882	
2. Shawn Jones (1989-92)	652-1217	.535	51	8441	
3. Reggie Ball (2003-06)	662-1363	.485	57	8128	
4. George Godsey (1998-01)	484-765	.632	41	6137	
5. Mike Kelley (1978-81)	391-785	.498	23	5249	
6. John Dewberry (1983-86)	310-533	.581	27	4193	
7. Eddie McAshan (1970-72)	360-698	.515	32	4080	
8. Tevin Washington (2009-12)	175-345	.507	21	3312	
9. Joshua Nesbitt (2007-10)	173-403	.429	20	3276	
10. Donnie Davis (1992-95)	270-478	.564	22	3261	

RECEIVING YARDAGE		Recp.	TD	Avg.	Yards
1. Calvin Johnson (2004-06)	178	28	16.44	2927	
2. Kelly Campbell (1998-01)	195	24	14.91	2907	
3. Kerry Watkins (1999-02)	171	22	15.67	2680	
4. Demaryius Thomas (2007-09)	120	15	19.49	2339	
5. Harvey Middleton (1994-97)	165	13	13.88	2291	
6. Jonathan Smith (2000-03)	174	12	12.92	2248	
7. Dez White (1997-99)	90	14	20.37	1833	
8. John Sias (1966-68)	110	10	15.70	1727	
9. Bobby Rodriguez (1989-92)	115	9	14.62	1681	
10. Derrick Steagall (1993-97)	99	9	16.56	1639	

RUSHING		Att.	TD	Avg.	Yards
1. Robert Lavette (1981-84)	914	45	4.45	4066	
2. Jerry Mays (1985-89)	695	18	5.32	3699	
3. Eddie Lee Ivery (1975-78)	609	22	5.78	3517	
4. Tashard Choice (2005-07)	675	28	4.99	3365	
5. P.J. Daniels (2002-05)	707	23	4.73	3346	
6. Jonathan Dwyer (2007-09)	517	35	6.24	3226	
7. Joshua Nesbitt (2007-10)	670	35	4.19	2806	
8. Joe Burns (1998-01)	614	31	4.29	2634	
9. C.J. Williams (1994-96)	539	20	4.39	2365	
10. David Sims (1974-76)	379	21	6.00	2274	

RECEPTIONS		Yards	TD	Avg.	Rec.
1. Kelly Campbell (1998-01)	2907	24	14.91	195	
2. Calvin Johnson (2004-06)	2927	28	16.44	178	
3. Jonathan Smith (2000-03)	2248	12	12.92	174	
4. Kerry Watkins (1999-02)	2680	22	15.67	171	
5. Harvey Middleton (1994-97)	2291	13	13.88	165	
6. Will Glover (1999-02)	1316	9	10.79	122	
7. Demaryius Thomas (2007-09)	2339	15	19.49	120	
8. Bobby Rodriguez (1989-92)	1681	7	14.62	115	
9. Jerry Mays (1985-89)	869	10	7.56	115	
10. Robert Lavette (1981-84)	862	1	7.56	114	

SCORING		Points
1. Luke Manget (1999-02)		322
2. Travis Bell (2004-07)		321
3. Scott Sisson (1989-92)		299
4. Robert Lavette (1981-84)		276
5. Scott Blair (2007-10)		239
6. Tevin Washington (2009-12)		228
7. Jonathan Dwyer (2007-09)		218
8. Joshua Nesbitt (2007-10)		212
9. Joe Burns (1998-01)		206
10. Billy Lothridge (1961-63)		204

No.	Name	Pos.	Ht.	Wt.	Cl.	Hometown
82	Grant Aasen	P	6-2	190	Jr.	Fayetteville, Ga.
9	Victor Alexander	LB	5-10	220	Fr.	Jacksonville, Fla.
48	* Chase Alford	LB	6-1	234	Jr.	Conyers, Ga.
24	Marcus Allen	BB	6-2	225	Jr.-R.	Hilliard, Fla.
21	Zach Allen	DB	5-9	179	Jr.-R.	Roswell, Ga.
57	Niko Anderson	OL	6-3	277	So.-R.	Macon, Ga.
17	* Lance Austin	DB	5-10	187	So.	Barnesville, Ga.
20	* Lawrence Austin	DB	5-9	184	So.	Barnesville, Ga.
89	Bennett Barton	WR	6-1	202	So.-R.	Roswell, Ga.
76	Davis Beard	OL	6-4	267	So.-R.	Katy, Texas
39	Ryan Braswell	BB	5-11	211	So.-R.	Atlanta, Ga.
78	*** Trey Braun#	OL	6-5	294	Sr.-R.	Tallahassee, Fla.
73	Gary Brown	OL	6-3	288	Fr.-R.	Tampa, Fla.
70	Will Bryan	OL	6-4	285	Fr.	Lavonia, Ga.
58	* Freddie Burden	OL	6-3	302	Jr.-R.	Statesboro, Ga.
87	** Harrison Butker	K	6-3	202	Jr.	Decatur, Ga.
18	* Tim Byerly	QB	6-0	212	Sr.-R.	Alpharetta, Ga.
57	Austin Cain	LB	6-0	220	Fr.	Albany, Ga.
10	Christian Campbell	QB	6-2	195	Fr.	Ponchatoula, La.
54	Kyle Cerge-Henderson	DL	6-1	280	Fr.	Tampa, Fla.
53	*** Bryan Chamberlain	OL	6-4	295	Sr.-R.	Albany, Ga.
43	Tyler Cooksey	LB	6-3	220	Fr.	Suwanee, Ga.
31	Nate Cottrell	AB	5-11	185	Fr.	Knoxville, Tenn.
39	David Curry	S/NKL	6-2	207	Fr.	Buford, Ga.
53	Chris Dandaneau	LB	6-3	215	FR.	Jesup, Ga.
22	Melvin Davis	DB	6-0	194	So.	Madison, Ga.
40	** P.J. Davis	LB	5-11	218	Jr.	Cairo, Ga.
80	Shawn Davis	K	6-2	200	Fr.	McDonough, Ga.
71	* Shamire Devine	OL	6-7	365	So.-R.	Atlanta, Ga.
45	Meiko Dotson	DB	5-10	185	Fr.	Daytona Beach, Fla.
8	* Step Durham	DB	5-11	188	So.	Jacksonville, Fla.
42	* KeShun Freeman	DE	6-1	236	So.	LaGrange, Ga.
79	* Eason Fromayan	OL	6-4	290	So.-R.	Alpharetta, Ga.
91	** Patrick Gamble	DL	6-5	286	Jr.-R.	Carrollton, Ga.
97	Brentavious Glanton	DL	6-2	280	Fr.	Albany, Ga.
4	*** Jamal Golden#	DB	6-0	193	Sr.-R.	Wetumpka, Ala.
96	*** Adam Gotsis	DL	6-5	282	Sr.	Abbotsford, Australia
15	A.J. Gray	S	6-1	196	Fr.	Sandersville, Ga.
46	J.J. Green	AB	5-9	185	Jr.	Kingsland, Ga.
72	* Chris Griffin	OL	6-6	284	So.-R.	Panacea, Fla.
14	* Corey Griffin	DB	6-2	194	So.-R.	Tyrone, Ga.
27	** Lynn Griffin	DB	6-0	199	Jr.-R.	Jacksonville, Fla.
33	** Beau Hankins	LB	6-1	231	Jr.-R.	Birmingham, Ala.
38	Roberto Hinojosa	AB	5-10	179	Sr.-R.	Suwanee, Ga.
88	Harland Howell	WR	6-3	200	Fr.	Marietta, Ga.
66	Cheyenne Hunt	OL	6-0	245	Fr.-R.	Springfield, Ga.
32	** Jabari Hunt-Days	DL	6-3	261	Sr.-R.	Marietta, Ga.
62	Bailey Ivenmeyer	OL	6-1	280	Fr.	Snellville, Ga.
25	Tre Jackson	LB	5-10	225	Fr.-R.	Valdosta, Ga.
36	Omahri Jarrett	AB	5-10	168	Fr.	Douglasville, Ga.
81	* Ricky Jeune	WR	6-3	214	So.-R.	Spring Valley, N.Y.
75	* Errin Joe#	OL	6-3	313	Sr.-R.	Lakeland, Fla.
47	Jalen Johnson	S	6-3	200	Fr.-R.	Oneonta, Ala.
11	Matthew Jordan	QB	6-2	200	Fr.-R.	Jackson, Ala.
44	* Shaun Kagawa	DB	5-11	202	So.	Hilo, Hawaii
92	** Francis Kallon	DL	6-5	296	Jr.-R.	Lawrenceville, Ga.
65	Trey Klock	OL	6-4	273	Fr.-R.	Hummelstown, Pa.
37	Mikell Lands-Davis	BB	5-11	205	Fr.	Douglasville, Ga.

No.	Name	Pos.	Ht.	Wt.	Cl.	Hometown
30	C.J. Leggett	BB	5-10	207	Fr.-R.	Suwanee, Ga.
52	* Terrell Lewis	LB	6-2	227	So.	Ocoee, Fla.
49	Clinton Lynch	AB	6-0	181	Fr.-R.	Norcross, Ga.
35	*** Tyler Marcordes#	LB	6-4	235	Sr.-R.	Normal, Ill.
50	* Andrew Marshall	OL	6-4	270	So.	Cumming, Ga.
34	Marcus Marshall	AB	5-10	200	Fr.	Raleigh, N.C.
16	Taquan Marshall	QB/AB	5-10	175	Fr.	Hamilton, Ga.
12	Chase Martenson	QB	6-2	201	So.	Dunwoody, Ga.
61	Caleb Martinez	OL	6-2	260	Fr.	Fayetteville, Ga.
13	* John Marvin	DB	6-1	193	So.-R.	Ft. Walton Beach, Fla.
18	Zach Matthews	DB	6-2	180	So.	Suwanee, Ga.
29	Austin McClellan	AB	5-9	186	Jr.-R.	Wildwood, Fla.
95	* Tyler Merriweather	DE	6-3	231	So.	Demopolis, Ala.
86	* Antonio Messick	WR	6-3	195	So.-R.	Fayetteville, Ga.
6	*** Chris Milton	DB	5-11	190	Sr.-R.	Folkston, Ga.
51	Brant Mitchell	LB	6-2	240	Fr.	Knoxville, Tenn.
60	Brad Morgan	OL	6-5	266	Fr.	Woodstock, Ga.
59	Scott Morgan	DL	6-5	275	Fr.	Woodstock, Ga.
68	Michael Muns	OL	6-4	271	Jr.-R.	Swainsboro, Ga.
23	*** Domonique Noble#	LB	6-2	214	Sr.-R.	Mount Ulla, N.C.
80	Brandon Oliver	WR	5-11	208	Sr.-R.	Douglasville, Ga.
15	Denis Onwuala	AB	5-8	180	Jr.-R.	Alpharetta, Ga.
82	Christian Philpott	WR	6-3	203	Fr.	Tallahassee, Fla.
77	Matt Pruitt	OL	6-3	300	Fr.	Gainesville, Ga.
85	** Ryan Rodwell	P	6-2	188	Jr.-R.	Deland, Fla.
41	* Rod Rook-Chungong	DE	6-3	243	Jr.-R.	Silver Spring, Md.
94	Anree Saint-Amour	DE	6-3	236	Fr.	Suwanee, Ga.
33	Jalen Saunders	WR	6-1	188	So.-R.	Augusta, Ga.
63	Rusty Scott	LB	6-3	211	Sr.-R.	Lincolnton, Ga.
74	Tim Seager	OL	6-2	293	Sr.-R.	Blacksburg, Va.
1	Qua Searcy	AB	5-11	167	Fr.-R.	Barnesville, Ga.
29	Josh Selembo	DB	6-3	179	So.-R.	Roswell, Ga.
98	Trent Sellers	DL	6-4	230	Fr.	Tyrone, Ga.
93	* Antonio Simmons	DL	6-3	228	So.	Jacksonville, Fla.
7	Patrick Skov	BB	6-1	235	Sr.-R.	Guadalajara, Mexico
12	** Demond Smith	DB	6-0	191	Sr.-R.	Monroe, Ga.
59	Trey Smith	OL	6-4	255	So.	Marietta, Ga.
22	*** Broderick Snoddy	AB	5-9	190	Sr.-R.	Carrollton, Ga.
99	** Tyler Stargel	DE	6-3	246	Jr.-R.	Orange Beach, Ala.
83	Brad Stewart	WR	6-1	190	Fr.	Savannah, Ga.
67	Jake Stickler	OL	6-5	261	Fr.-R.	Bradenton, Fla.
56	** Trevor Stroebel	LS	6-4	218	Jr.	Saukville, Wis.
84	** Micheal Summers	WR	6-1	196	Jr.-R.	Statesboro, Ga.
4	Brady Swilling	BB	6-2	213	So.-R.	Chatsworth, Ga.
36	Jurin Teknipp	DB	5-10	190	Jr.-R.	McDonough, Ga.
5	** Justin Thomas	QB	5-11	189	Jr.-R.	Prattville, Ala.
55	*** Sean Tobin#	LS	6-3	219	Sr.-R.	Holmdel, N.J.
32	Chris Turner	AB	6-0	190	Fr.	Milton, Ga.
38	Dorian Walker	DB	6-0	175	Fr.	Kennesaw, Ga.
21	Quaide Weimerskirch	BB	6-0	205	Fr.	Milton, Fla.
28	** D.J. White	DB	5-11	188	Sr.	McDonough, Ga.
90	Kenderius Whitehead	DE	6-5	209	Jr.-R.	Milledgeville, Ga.
64	Jake Whitley	OL	6-4	288	Fr.-R.	North Augusta, S.C.
26	Dante Wigley	DB	6-1	183	Fr.	Carrollton, Ga.
66	Mitchell Williams	DL	6-2	236	So.-R.	Alpharetta, Ga.
69	Nick Williams	DL	6-2	280	Fr.	Johns Creek, Ga.
3	* Isiah Willis	AB	5-9	193	Jr.-R.	Marietta, Ga.

\* Denotes letter earned; R-Denotes redshirt year.



**Paul Johnson**  
**Head Coach**  
*(Western Carolina '79)*  
**Record at Georgia Tech: 58-35 (624), 7 Years**  
**Overall: 165-74 (.690), 18 Years**  
**Born: August 20, 1957**

Heading into his eighth season as Georgia Tech's 12th full-time head coach, Paul Johnson has won more games (58) in his first seven years than any other coach in the storied history of the Institute. Johnson has also taken the Rambling Wreck to bowl games in each of his first seven seasons, a feat unmatched in Tech history. Last year's team ranked 8th nationally by the Associated Press, the school's highest ranking in 24 years. Tech's 11 victories tied for the most in school history and his team led the nation in rushing, setting an ACC single-season standard. He was named ACC Coach of the Year for the third time in seven seasons. Johnson's seven-year record at Tech of 58-35 has pushed his overall mark in 18 years as a head coach at Georgia Southern (1997-2001) and the U.S. Naval Academy (2002-2007) to 165-74. That ranks him ninth nationally in wins among active FBS head coaches and 10th nationally among active FBS coaches in wins per year (9.17). A veteran of 32 years of coaching at the collegiate level, Johnson served as an assistant coach at Georgia Southern (1983-86), Hawaii (1987-94) and Navy (1995-96) before taking over the head coaching reins at Georgia Southern in 1997. He led Georgia Southern to NCAA FCS titles in 1999 and 2000 and had been named National Coach of the Year four times (1999, 2000, 2004 and 2008). Named Georgia

Tech's 12th head football coach on December 7, 2007, Johnson's Tech winning percentage (.624) is the third-best in Tech history, trailing only Hall of Famers John Heisman (.764) and Bobby Dodd (.713). He became the first football coach in ACC history to be named Coach of the Year in his first two seasons (2008, 2009). He is one of only six coaches in league history to be named ACC Coach of the Year three or more times. His 2013 squad was one of only three teams nationally to be ranked in the Top 11 in both rushing offense and rushing defense. His 2009 squad posted a 7-1 record in the Conference and ended the season ranked 13th nationally in both the AP and Coaches polls while earning the school's first berth in a major bowl game (FedEx Orange) since 1966. In his seven years at Tech, no team nationally has rushed for more yardage, as Tech has averaged 309.5 yards in its last 94 games. In his first season at Tech in 2008, the Jackets were picked to finish fifth in the Coastal Division, but tied Virginia Tech for first place and earned a No. 22 national ranking and a berth in the Chick-fil-A Bowl. Johnson was named National Coach of the Year by CBS College Sports. Johnson came to Tech after a highly-successful six-year stint as head coach at the U.S. Naval Academy and five successful years as head coach at Georgia Southern (1997-2001). Johnson's 2007 Midshipmen won a fifth straight Commander-In-Chief's Trophy, and earned five straight postseason bowl bids while defeating Notre Dame for the first time since 1963. A finalist for the 2007 Liberty Mutual National Coach of the Year, Johnson compiled a 45-29 record in Annapolis taking over a Navy football program that was coming off the worst two-year span in its 123-year history (1-20). In 2007, Navy led the nation in rushing for an unprecedented third consecutive year, producing more than 350 yards per game and ranking among the nation's highest scoring teams that year, averaging 39.92 points per outing. Johnson's teams have been successful off the field as well, as Navy ranked No. 1 in the country in graduation rates. In 2004, Johnson was named Bobby Dodd National Coach of the Year after leading Navy to a 10-2 record, tying the school record for wins set in 1905. Before arriving at Annapolis, Johnson posted a 62-10 (.861) record in five seasons at Georgia Southern, winning two straight I-AA Football Championship Subdivision National Championships (1999, 2000) and five consecutive Southern Conference Championships. He was named the Division I-AA (now FCS) National Coach of the Year four straight years (1997-2000). While head coach of the Eagles, Johnson became one of only four coaches in the history of Division I football who won 50 or more games in only four seasons -- Walter Camp (1888-1891, 54-2 at Yale), George Woodruff (1892-1895, 53-4 at Penn) and Bob Pruett (1996-99, 50-4 at Marshall). Prior to his tenure at Georgia Southern, Johnson served as offensive coordinator at Navy (1995-96) and Hawaii (1987-94). Johnson's coaching career began at his alma mater, Avery County (N.C.) High School, in 1979-80. He then served as offensive coordinator and line coach at Lees-McRae Junior College (1981-82), before arriving at Georgia Southern in 1983 as defensive line coach. Johnson was promoted to offensive coordinator in 1985. A native of Newland, N.C., Johnson earned his bachelor's degree in physical education from Western Carolina in 1979 and a Master's degree in health and physical education from Appalachian State in 1982. He and wife, Susan, are the parents of a daughter, Kaitlyn.

## Johnson by the Numbers

Year	School	AP	USA	ACC	Finish	All
1997	Georgia Southern					10-3-0
1998	Georgia Southern					14-1-0
1999	Georgia Southern, I-AA National Champs					13-2-0
2000	Georgia Southern, I-AA National Champs					13-2-0
2001	Georgia Southern					12-2-0
2002	Navy					2-10-0
2003	Navy					8-5-0
2004	Navy					10-2-0
2005	Navy					8-4-0
2006	Navy					9-4-0
2007	Navy					8-4-0
2008	Georgia Tech	22	22	5-3	T1stC	9-4-0
2009	Georgia Tech	13	13	7-1	1stC	*10-3-0
2010	Georgia Tech			4-4	T3rdC	6-7-0
2011	Georgia Tech			5-3	T2ndC	8-5-0
2012	Georgia Tech			5-3	T1stC	7-7-0
2013	Georgia Tech			5-3	T2ndC	7-6-0
2014	Georgia Tech	8	7	6-2	1stC	11-3-0
<b>Georgia Tech: 7 Yrs ..... (.638) ...37-21 .. 58-35-0</b>						
<b>Navy: 6 Years ..... (.608) ...45-29-0</b>						
<b>Georgia Southern: 5 Yrs ..... (.861) ...62-10-0</b>						
<b>Overall Record 18 Yrs ..... (.690) 165-74-0</b>						

\*Vacated 2009 ACC Championship win due to NCAA sanctions.  
 # Includes 2012 and 2014 Championship Games

## Georgia Tech Coaches and Records

### OVERALL WON/LOSS RECORDS

No.	Head Coach	Years	W	L	T	Pct
1.	Ernest E. West	(1) 1892	0	3	0	.000
2.	Frank O. Spain &	1893-1894				
	Lt. Leonard Wood	(4) 1896-1897	1	4	1	.250
4.	R.B. Nalley	(1) 1898	0	3	0	.000
5.	"Mr. Collier"	(2) 1899-1900	0	9	0	.000
6.	Cyrus Strickler	(1) 1901	4	0	1	.900
7.	John McKee	(2) 1902-1903	2	11	2	.200
8.	John Heisman*	(16) 1904-1919	102	29	7	.764
9.	William Alexander	(25) 1920-1944	134	95	15	.580
10.	Bobby Dodd	(22) 1945-1966	165	64	8	.713
11.	Bud Carson	(5) 1967-1971	27	27	0	.500
12.	Bill Fulcher	(2) 1972-1973	12	10	1	.543
13.	Pepper Rodgers	(6) 1974-1979	34	31	2	.522
14.	Bill Curry	(7) 1980-1986	31	43	4	.423
15.	Bobby Ross	(5) 1987-1991	31	26	1	.543
16.	Bill Lewis	(3) 1992-1994	11	19	0	.367
17.	George O'Leary	(7) 1994-2001	52	33	0	.612
	Mac McWhorter - interim head coach		1	0	0	1.000
18.	Chan Gailey	(6) 2002-2007	44	33	0	.571
	Jon Tenuta - interim head coach		0	1	0	.000
19.	Paul Johnson	(7) 2008-2014	#58	35	0	.624

\*First full-time head coach

# 2009 ACC Championship Game win vacated due to NCAA sanctions

### CONFERENCE GAMES ONLY

Rk.	Head Coach	Years	W	L	T	Pct
1.	Paul Johnson	(7)....2008-2014	37	21	0	.638
2.	George O'Leary	(7)....1994-2001	36	22	0	.621
3.	Bill Curry	(4)....1983-1986	13	8	1	.614
4.	Chan Gailey	(6)....2002-2007	28	20	0	.583
5.	Bobby Ross	(5)....1987-1991	15	18	1	.456
6.	Bill Lewis	(3)....1992-1994	7	15	0	.318

(Based on Winning Percentage)

### BOWL GAMES ONLY

Head Coach	Bowls	W	L	T	Pct
Bobby Dodd	(13)	9	4	0	.692
Paul Johnson	(7)	2	5	0	.286
William Alexander	(5)	3	2	0	.600
Chan Gailey	(5)	2	3	0	.400
George O'Leary	(4)	2	2	0	.500
Bobby Ross	(2)	2	0	0	1.000
Bud Carson	(2)	1	1	0	.500
Bill Curry	(1)	1	0	0	1.000
Bill Fulcher	(1)	1	0	0	1.000
Mac MacWhorter (interim -2001)	(1)	1	0	0	1.000
Pepper Rodgers	(1)	0	1	0	.000
Jon Tenuta (interim - 2007)	(1)	0	1	0	.000

(Based on Appearances)

## Johnson vs. ACC Schools

(At Navy and Georgia Tech)

vs. Boston College	2-2	vs. North Carolina	5-2
vs. Clemson	*4-3	vs. NC State	2-2
vs. Duke	10-2	vs. Pitt	2-0
vs. Florida State	2-2	vs. Syracuse	1-0
vs. Maryland#	2-1	vs. Virginia	6-1
vs. Miami	2-5	vs. Virginia Tech	2-5
		vs. Wake Forest	2-2

\* Does not include 2009 ACC Championship Game; #-No longer in ACC

## GEORGIA TECH ASSISTANT COACHES

Bryan Cook (Ithaca '98)	Quarterbacks/B-Backs
Andy McCollum (Austin Peay '81)	Recruiting Coordinator/Linebackers
Lamar Owens (Maryland '08)	A-Backs
Mike Pelton (Auburn '99)	Defensive Line
Al "Buzz" Preston (Hawaii '82)	Wide Receivers
Ted Roof (Georgia Tech '87)	Defensive Coordinator
Ray Rychleski (Millersville State '79)	Special Teams Coordinator/Ast. OL
Mike Sewak (Virginia '81)	Offensive Line
Joe Speed (Navy '96)	Secondary

## 2014 Georgia Tech Results (11-3, 6-2 ACC)

Date	Result	Opponent	Att.	GT				Opp.					Offense					Defense				
				AP	USA	AP	USA	Run	Pass	Total	TO	Run	Pass	Total	TO	Run	Pass	Total	TO			
A30	W, 38-19	Wofford	45,403	--	--	--	--	226	282	508	11-16-0	0	271	55	326	7-13-0	0					
S6	W, 38-21	at Tulane	30,000	--	--	--	--	344	15	359	3-8-1	3	96	231	327	17-35-3	3					
S13	W, 42-38	Georgia Southern	53,173	--	--	--	--	348	188	536	11-24-0	0	283	245	528	13-22-0	1					
S20	W, 27-24	at Virginia Tech	62,318	--	--	--	--	250	125	375	7-18-0	1	127	297	424	28-39-3	3					
O4	W, 28-17	Miami	52,221	--	--	--	--	318	53	371	4-7-0	0	107	245	352	16-25-2	0					
O11	L, 25-31	Duke	44,281	22	23	--	--	282	201	483	16-26-2	3	242	131	373	16-26-0	0					
O18	L, 43-48	at North Carolina	53,000	--	--	--	--	376	235	611	8-18-0	1	189	390	579	38-47-1	1					
O25	W, 56-28	at Pittsburgh	44,734	--	--	--	--	465	147	612	5-12-0	1	198	328	526	23-35-0	6					
N1	W, 35-10	Virginia	46,657	--	--	--	--	268	141	409	7-13-1	1	22	262	284	23-41-2	2					
N8	W, 56-23	at NC State	54,653	--	--	--	--	479	70	549	7-8-0	2	155	213	368	18-35-2	3					
N15	W, 28-6	Clemson	49,378	24	23	18	17	251	102	353	8-11-0	2	125	65	190	12-22-3	3					
N29	W, 30-24 OT	at Georgia	92,746	16	15	8	9	399	64	463	6-16-0	2	194	194	388	18-28-1	3					
D6	L, 35-37	vs. Florida State	64,808	12	12	2	2	331	134	465	8-14-1	1	179	309	488	21-30-0	0					
<i>Dr Pepper ACC Championship Game, Bank of America Stadium, Charlotte, N.C.</i>																						
D31	W, 49-34	vs. Mississippi State	58,211	10	9	8	8	452	125	577	7-12-1	1	152	453	605	33-51-1	2					
<i>Capitol One Orange Bowl, Sun Life Stadium, Miami Gardens, Fla.</i>																						

TEAM STATISTICS	GT	OPP
SCORING	530	360
Points Per Game	37.9	25.7
Points Off Turnovers	338	146
FIRST DOWNS	350	300
Rushing	259	125
Passing	78	160
Penalty	13	15
RUSHING YARDAGE	4789	2346
Yards gained rushing	5048	2615
Yards lost rushing	259	269
Rushing Attempts	790	463
Average Per Rush	6.1	5.1
Average Per Game	342.1	167.6
TDs Rushing	47	24
PASSING YARDAGE	1882	3412
Comp-Att-Int	106-203-6	282-448-18
Average Per Pass	9.3	7.6
Average Per Catch	17.8	12.1
Average Per Game	134.4	243.7
TDs Passing	19	19
TOTAL OFFENSE	6671	5758
Total Plays	993	911
Average Per Play	6.7	6.3
Average Per Game	476.5	411.3
KICK RETURNS: #-Yards	41-892	33-747
PUNT RETURNS: #-Yards	12-97	16-105
INT RETURNS: #-Yards	18-338	6-27
KICK RETURN AVERAGE	21.8	22.6
PUNT RETURN AVERAGE	8.1	6.6
INT RETURN AVERAGE	18.8	4.5
FUMBLES-LOST	20-12	20-11
PENALTIES-Yards	69-576	75-616
Average Per Game	41.1	44.0
PUNTS-Yards	32-1285	41-1608
Average Per Punt	40.2	39.2
Net punt average	35.6	35.4
KICKOFFS-Yards	87-5506	72-4484
Average Per Kick	63.3	62.3
Net kick average	39.8	39.5
TIME OF POSSESSION/Game	34:09	25:51
3RD-DOWN Conversions	99/171	77/167
3rd-Down Pct.	58%	46%
4TH-DOWN Conversions	12/17	12/22
4th-Down Pct.	71%	55%
SACKS BY-Yards	20-127	11-65
MISC YARDS	0	16
TOUCHDOWNS SCORED	72	44
FIELD GOALS-ATTEMPTS	11-18	18-21
ON-SIDE KICKS	1-5	0-2
RED-ZONE SCORES	(59-73) 81%	(42-53) 79%
RED-ZONE TOUCHDOWNS	(50-73) 68%	(28-53) 53%
PAT-ATTEMPTS	(65-66) 98%	(38-40) 95%
ATTENDANCE	291113	337451
Games/Avg Per Game	6/48519	6/56242
Neutral Site Games	2/61510	

RUSHING	Att.	Yds.	TD	Lg.	Avg.	
Justin Thomas	190	1086	8	65	5.7	
Synjyn Days	157	924	9	69	5.9	
Zach Laskey	171	851	9	26	5.0	
Charles Perkins	49	443	0	63	9.0	
Tony Zenon	45	293	4	57	6.5	
Broderick Snoddy	28	283	3	46	10.1	
Deon Hill	34	232	3	18	6.8	
Tim Byerly	45	204	7	37	4.5	
B.J. Bostic	22	134	1	19	6.1	
Matt Connors	21	113	2	25	5.4	
Dennis Andrews	16	106	0	30	6.6	
DeAndre Smelter	3	103	1	75	34.3	
Isiah Willis	2	18	0	9	9.0	
Ryan Rodwell	1	10	0	10	10.0	
TEAM	6	-11	0	0	-1.8	
<b>Total</b>	<b>790</b>	<b>4789</b>	<b>47</b>	<b>75</b>	<b>6.1</b>	
<b>Opponents</b>	<b>463</b>	<b>2346</b>	<b>24</b>	<b>92</b>	<b>5.1</b>	
PASSING	Cmp.	Att.	Int.	Pct.	TD	Yds.
Justin Thomas	96	187	6	51.3	18	1719
Tim Byerly	9	13	0	69.2	1	148
TEAM	0	2	0	0.0	0	0
B.J. Bostic	1	1	0	100.0	0	15
<b>Total</b>	<b>106</b>	<b>203</b>	<b>6</b>	<b>52.2</b>	<b>19</b>	<b>1882</b>
<b>Opponents</b>	<b>282</b>	<b>448</b>	<b>18</b>	<b>62.9</b>	<b>19</b>	<b>3412</b>
RECEIVING	Rec.	Yds.	TD	Lg.	Avg.	
DeAndre Smelter	35	715	7	71	20.4	
Darren Waller	26	442	6	55	17.0	
Deon Hill	10	178	1	47	17.8	
Tony Zenon	8	161	1	33	20.1	
Micheal Summers	7	45	0	13	6.4	
Zach Laskey	6	49	1	24	8.2	
Broderick Snoddy	3	100	0	65	33.3	
Charles Perkins	3	84	1	79	28.0	
Synjyn Days	3	33	1	17	11.0	
B.J. Bostic	2	37	0	24	18.5	
Antonio Messick	1	16	1	16	16.0	
Tim Byerly	1	15	0	15	15.0	
Corey Dennis	1	7	0	7	7.0	
<b>Total</b>	<b>106</b>	<b>1882</b>	<b>19</b>	<b>79</b>	<b>17.8</b>	
<b>Opponents</b>	<b>282</b>	<b>3412</b>	<b>19</b>	<b>68</b>	<b>12.1</b>	
PUNTING	No.	Yds.	Lg.	Blk.	Avg.	
Sean Poole	45	1902	66	0	42.3	
<b>Total</b>	<b>45</b>	<b>1902</b>	<b>66</b>	<b>0</b>	<b>42.3</b>	
<b>Opponents</b>	<b>69</b>	<b>2805</b>	<b>72</b>	<b>3</b>	<b>40.7</b>	
PUNT RETURNS	No.	Yds.	TD	Lg.	Avg.	
Jamal Golden	11	45	0	28	4.1	
Matt Connors	1	6	0	0	6.0	
Beau Hankins	0	46	0	46	0.0	
<b>Total</b>	<b>12</b>	<b>97</b>	<b>0</b>	<b>46</b>	<b>8.1</b>	
<b>Opponents</b>	<b>16</b>	<b>105</b>	<b>0</b>	<b>34</b>	<b>6.6</b>	

KICK RETURNS	No.	Yds.	TD	Lg.	Avg.
Jamal Golden	30	710	0	68	23.7
Broderick Snoddy	5	112	0	29	22.4
Deon Hill	2	19	0	12	9.5
Matt Connors	2	26	0	18	13.0
Anthony Harrell	2	25	0	16	12.5
<b>Total</b>	<b>41</b>	<b>892</b>	<b>0</b>	<b>68</b>	<b>21.8</b>
<b>Opponents</b>	<b>33</b>	<b>747</b>	<b>0</b>	<b>39</b>	<b>22.6</b>
SCORING	TD	FGs	PAT	Pts.	
Harrison Butker	0	11-18	65-66	98	
Zach Laskey	10	0-0	0-0	60	
Synjyn Days	10	0-0	0-0	60	
Justin Thomas	8	0-0	0-0	48	
DeAndre Smelter	8	0-0	0-0	48	
Tim Byerly	7	0-0	0-0	42	
Darren Waller	6	0-0	0-0	36	
Tony Zenon	5	0-0	0-0	30	
Deon Hill	4	0-0	0-0	24	
Broderick Snoddy	3	0-0	0-0	18	
Matt Connors	2	0-0	0-0	12	
Quayshawn Nealy	2	0-0	0-0	12	
B.J. Bostic	1	0-0	0-0	6	
Charles Perkins	1	0-0	0-0	6	
Antonio Messick	1	0-0	0-0	6	
Paul Davis	1	0-0	0-0	6	
Chris Milton	1	0-0	0-0	6	
D.J. White	1	0-0	0-0	6	
Jamal Golden	1	0-0	0-0	6	
Ryan Rodwell	0	0-0	0-0	0	
<b>Total</b>	<b>72</b>	<b>11-18</b>	<b>65-66</b>	<b>530</b>	
<b>Opponents</b>	<b>44</b>	<b>18-21</b>	<b>38-40</b>	<b>360</b>	
TACKLES	Solo	Ast.	Tot.		
Paul Davis	82	37	119		
Quayshawn Nealy	57	35	92		
Demond Smith	54	19	73		
Isaiah Johnson	51	21	72		
D.J. White	52	14	66		
Jamal Golden	43	18	61		
KeShun Freeman	37	17	54		
Adam Gotsis	23	13	36		
Chris Milton	25	7	32		
Tyler Marcodes	20	11	31		
Shawn Green	18	9	27		
Patrick Gamble	14	11	25		
Anthony Harrell	14	5	19		
Lawrence Austin	11	8	19		
Rod Rook-Chungong	15	3	18		
Corey Griffin	11	4	15		
INTERCEPTIONS	No.	Yds.	TD	Lg.	
D.J. White	4	48	1	48	
Jamal Golden	4	87	1	85	
Chris Milton	2	62	1	62	
Quayshawn Nealy	2	81	1	69	
Paul Davis	1	41	1	41	
Demond Smith	1	0	0	0	
Isaiah Johnson	1	19	0	19	
Adam Gotsis	1	0	0	0	
Lawrence Austin	1	0	0	0	
Corey Griffin	1	0	0	0	
<b>Total</b>	<b>18</b>	<b>338</b>	<b>5</b>	<b>85</b>	
<b>Opponents</b>	<b>6</b>	<b>27</b>	<b>0</b>	<b>23</b>	



## 2015 Louisville Schedule

Date	Opponent	Series Record	Series Began	Series Last Meeting	Stadium (Capacity)	Site
Sept. 5	Auburn (CBS), 3:30 pm	0-1-0	1974	1974, aL 16-3	Georgia Dome (71,989)	Atlanta, Ga.
Sept. 12	Houston (RSN), Noon	8-7-0	1950	2013, hW 20-13	Papa John's Cardinal Stadium (55,000)	Louisville, Ky.
Sept. 17	Clemson (ESPN), 7:30 pm	1-0-0	2014	2014, aL 23-17	Papa John's Cardinal Stadium (55,000)	Louisville, Ky.
Sept. 26	Samford			First Meeting	Papa John's Cardinal Stadium (55,000)	Louisville, Ky.
Oct. 3	at NC State	4-1-0	1951	2014, hW 30-18	Carter-Finley Stadium (57,600)	Raleigh, N.C.
Oct. 17	at Florida State	2-13-0	1952	2014, hL 42-31	Doak S. Campbell Stadium (82,300)	Tallahassee, Fla.
Oct. 24	Boston College	4-3-0	1986	2014, aW 38-19	Papa John's Cardinal Stadium (55,000)	Louisville, Ky.
Oct. 30	at Wake Forest (ESPN2), 7 pm	2-0-0	2006	2014, hW 20-10	BB&T Field (31,500)	Winston-Salem, N.C.
Nov. 7	Syracuse	6-6-0	1985	2014, aW 28-6	Papa John's Cardinal Stadium (55,000)	Louisville, Ky.
Nov. 14	Virginia	1-2-0	1988	2014, aL 23-21	Papa John's Cardinal Stadium (55,000)	Louisville, Ky.
Nov. 21	at Pitt	8-8-0	1976	2012, aW 45-35	Heinz Field (68,400)	Pittsburgh, Pa.
Nov. 28	at Kentucky	13-14-0	1912	2014, hW 44-40	Commonwealth Stadium (67,606)	Lexington, Ky.

### 2014 In Review

Despite battling a rash of injuries that struck the Cardinals' quarterbacks and limited **WR DeVante Parker** to just six games, head coach **Bobby Petrino** still guided Louisville to a 9-4 overall record, a 5-3 mark in its first season in the ACC, and a No. 24 national ranking in both the AP and Amway Coaches polls...The key was a Cardinal defensive unit that ranked 6th nationally in total defense (308.5), 10th in rushing defense (108.9), 5th in team pass efficiency defense (105.65) and tied for the nation's lead in pass interceptions...**S Gerod Holliman** led the nation and tied the NCAA single-season record for pass interceptions with 14 and was named the winner of the Jim Thorpe Award, as the nation's top defensive back...After missing the first seven games of the season, Parker returned to average 142.5 yards per game and 19.9 yards per play...Holliman earned consensus first-team All-American honors...Holliman and **OLB Lorenzo Mauldin** were first-team All-ACC selections...Parker and **T Jamon Brown** were second-team All-ACC, while **TE Gerald Christian**, **DE Sheldon Rankins** and **CB Charles Gaines** were third-team All-ACC...**G John Miller**, **G Jake Smith**, **DT B.J. DuBose** and **LB Keith Kelsey** were all Honorable Mention All-ACC.

### Who's Gone

Louisville loses 11 starters, six on offense, including the team's top two receivers in Parker and **WR Eli Rogers** (46 catches), **TE Gerald Christian** (32 catches) and three starters on the offensive line in Brown, Miller and Smith...Defensively, the Cardinals' secondary was gutted with Holliman, Gaines, **S James Sample** and **CB Terrell Floyd** all leaving for the NFL Draft...They were joined by **OLB Mauldin** and **DE DuBose**, a pair of pass rushers who combined for 20.5 TFLs and 10.5 QB sacks.

### The Schedule

Louisville's schedule remains formidable, facing Auburn in the Chick-fil-A Kickoff Game as well as Houston and at arch-rival Kentucky in non-conference play. The Cardinals also travel to Florida State and NC State in ACC action and host Clemson and Boston College.

### 2015 Preview

Key offensive priorities include determining a starting quarterback, rebuilding a line that loses three starters and finding playmakers in its receiving corps...Sophomore **QB Reggie Bonnafon**, who started five games after starter **Will Gardner** went down with an injury, enters fall in a competition with Gardner and sophomore **Kyle Bolin** for starting honors...This trio combined to throw for 3,249 yards and 21 TDs...Gardner and Bolin are more classic drop-back passers, while Bonnafon is a threat to run or pass...Running back will be handled by junior **Brandon Radcliff** (737 yds, 12 TDs) and sophomores **L.J. Scott** and **Jeremy Smith**...**C Tobijah Hughley** and **T Aaron Epps** figure to anchor the reconstructed line with **Pedro Sibea**, **Kelby Johnson**, **Skylar Lacy**, **Lukayus McNeil** and **JUCO** transfers **Khalil Hunter** and **Kiola Mahoni**...At WR, junior **James Quick** (36 catches), Texas A&M transfer **Ja'Quay Savage** (formerly Williams) and UAB transfer **Jamari Staples** emerged from the spring the leaders, with former **TE Charles Standberry**, **Alphonso Carter**, **Gio Pascasio**, **Dontez Byrd** and **Traveon Samuel** also in the mix...Defensively, Louisville returns five of its front seven, including all-star candidate **DE Sheldon Rankins** (13.5 TFLs, 8 sacks), **DT DeAngelo Brown**, **DE Pio Vatuvei** and **LBs Keith Kelsey** (87 tackles) and **James Burgess** (10 TFLs)...Joining Burgess and Kelsey is junior **Keith Brown**, **JUCO** transfer **Devante Fields** and sophomore **Henry Famurewa**...The secondary is the main concern, where only **S Jermaine Reve** returns...Redshirt freshman **Cornelius Strughill** and sophomores **Shaq Wiggins**, **Trumaine Washington** and **Jaire Alexander** will compete at CB while Reve, Georgia transfer **Josh Harvey Clemons** and sophomore **Chucky Williams** and **Zykeis Canon** will battle for the safety positions.

## Roster Breakdown

### Starters Returning (13)

OFFENSE (5) .....2014 Career

Pos.	Name	Starts	Starts
WR	James Quick, Jr.	12	12
T	Aaron Epps, Sr.-R	6	6
C	Tobijah Hughley, Sr.-R	12	12
QB	Will Gardner, Jr.-R	7	7
RB	Brandon Radcliff, Jr.-R	6	6

DEFENSE (6) .....2014 Career

Pos.	Name	Starts	Starts
DE	Pio Vatuvei, Sr.	9	9
DE	Sheldon Rankins, Sr.	13	16
DT	DeAngelo Brown, Jr.	6	6
LB	James Burgess, Jr.	13	31
LB	Keith Kelsey, Jr.	13	13
S	Jermaine Reve, Jr.-R	5	7

SPECIALISTS (2) .....2014 Career

Pos.	Name	Starts	Starts
PK	John Wallace, Jr.-R	13	26
P	Ryan Johnson, Sr.-R	12	25

### Starters Lost (11)

OFFENSE (6) .....2014 Career

Pos.	Name	Starts	Starts
WR	DeVante Parker	6	25
WR	Eli Rogers	9	14
TE	Gerald Christian	11	22
T	Jamon Brown	13	40
G	John Miller	13	47
C	Jake Smith	13	51

DEFENSE (5) .....2014 Career

Pos.	Name	Starts	Starts
DE	B.J. DuBose	13	20
OLB	Lorenzo Mauldin	12	32
CB	Charles Gaines	13	23
CB	Terrell Floyd	13	39
S	Gerod Holliman	12	14
S	James Sample	13	13

SPECIALISTS (0) .....2014 Career

### Quick Facts

Location	Louisville Ky., 40292
Founded	.....1798
Enrollment	.....22,293
President	.....Dr. James R. Ramsey
Director of Athletics	.....Tom Jurich
Stadium	.....Papa John's Cardinal Stadium
Capacity	.....55,000
2014 Overall Record	.....9-4
2014 ACC Record	.....5-3
2014 ACC Finish	.....3rd in Atlantic Division

## Louisville Cardinals

Lettermen Returning.....43

Offensive Lettermen Returning	.....19
Defensive Lettermen Returning	.....22
Specialist Lettermen Ret.	.....2

Lettermen Lost.....21

Offensive Lettermen Lost	.....12
Defensive Lettermen Lost	.....8
Specialist Lettermen Lost	.....1

Returning Production Index

(Percentage of 2014 Statistics Returning)	
% Passing Returning	.....992
% Rushing Returning	.....539
% Receiving Returning	.....291
% Receiving Yds Ret.	.....270
% Scoring Returning	.....659
% Kickoff Returns	.....938
% Punt Returns	.....1,000
% Tackles Returning	.....501
% Turnovers Forced	.....267

### Numbers & Notes

**1st** - Louisville will make its first appearance in the Chick-fil-A Kickoff Game when it faces Auburn in Atlanta's Georgia Dome on Saturday, Sept. 5.

**6th** - Louisville ranked sixth nationally last year in total defense, allowing just 308.5 yards a contest. The Cardinals were also 5th in team pass efficiency defense, first in passes intercepted, 10th in rushing defense and third-down conversion percentage defense.

**9** - In five seasons at the helm of Louisville's football program, head coach **Bobby Petrino** has not failed to lead the Cardinals to at least nine wins in any given year. In his 10 years as a head coach, he has averaged 9.2 wins per year, which ranks ninth nationally among all coaches with five or more years of experience.

**17** - Louisville won nine games last fall, but three of its four losses were by a total of just 19 points.

**51** - Louisville senior **PK John Wallace** has made 51 career field goals, which ties for the third most among returning kickers nationally. Wallace has made 51 of 64 career attempts, a .797 percentage.

**158** - **LBs Keith Kelsey** and **James Burgess** both return to the Cardinals defense this fall. They combined for 158 tackles in 2014, including 17.0 for loss and 9.0 sacks.



# LOUISVILLE CAREER LEADERS, ALPHABETICAL ROSTER



TOTAL OFFENSE				
	Rush	Pass	TDR	Total
1. Chris Redman (1996-99)	412	12541	87	12129
2. Brian Brohm (2004-07)	44	10775	80	10819
3. Dave Ragone (1999-02)	597	8564	89	9161
4. Teddy Bridgewater (2011-13)	160	9817	78	9987
5. Stefan Lefors (2001-04)	756	5853	43	6609
6. Jay Gruden (1985-88)	460	7024	47	6564
7. Jeff Brohm (1989-93)	41	5451	42	5410
8. Ed Rubbert (1983-86)	517	5496	29	4979
9. Marty Lowe (2010-11)	178	4861	30	4683
10. Browning Nagle (1988-90)	158	4653	35	4495

PASSING YARDAGE				
	Comp-Att	Pct.	TD	Yards
1. Chris Redman (1996-99)	1031-1679	61.4	84	12541
2. Brian Brohm (2004-07)	780-1185	65.8	71	10775
3. Teddy Bridgewater (2011-13)	781-1142	68.4	72	9817
4. Dave Ragone (1999-02)	685-1180	58.1	74	8564
5. Jay Gruden (1985-88)	572-1049	54.5	44	7024
6. Stefan Lefors (2001-04)	416-630	66.0	38	5853
7. Ed Rubbert (1983-86)	430-873	49.3	28	5496
8. Jeff Brohm (1988-93)	402-715	56.2	38	5451
9. Marty Lowe (1991-95)	416-767	54.2	27	4861
10. Browning Nagle (1989-90)	333-597	55.8	32	4653

RECEIVING YARDAGE				
	Recp.	TD	Avg.	Yards
1. Arnold Jackson (1997-00)	299	31	12.27	3670
2. Harry Douglas (2004-07)	173	15	16.90	2924
3. Ibn Green (1996-99)	217	33	13.04	2830
4. DeVante Parker (2011-14)	156	33	17.79	2775
5. J.R. Russell (2001-04)	187	19	14.01	2619
6. Miguel Montano (1994-97)	175	5	13.17	2305
7. Mario Urrutia (2005-07)	106	16	21.43	2271
8. Deion Branch (2000-01)	143	18	15.41	2204
9. Joshua Tinch (2002-05)	162	10	13.07	2195
10. Mark Clayton (1979-82)	96	10	20.88	2004

RUSHING				
	Att.	TD	Avg.	Yards
1. Walter Peacock (1972-75)	811	3	3.95	3204
2. Nathan Poole (1975-78)	517	23	5.62	2903
3. Lenny Lyles (1954-57)	43	0	0	2786
4. Howard Stevens (1971-72)	509	25	5.35	2723
5. Frank Moreau (1995-99)	499	17	5.21	2599
6. Tom Lucia (1947-50)	23	0	0	2542
7. Michael Bush (2003-06)	435	39	5.78	2514
8. Victor Anderson (2008-11)	450	16	5.21	2345
9. Bilal Powell (2007-10)	436	19	5.36	2338
10. Deon Booker (1985-88)	497	18	4.75	2363

RECEPTIONS				
	Yards	TD	Avg.	Rec.
1. Jermaine Lewis (1992-95)	3670	31	12.27	299
2. Ibn Green (1996-99)	2830	33	13.04	217
3. J.R. Russell (2001-04)	2619	19	14.01	187
4. Miguel Montano (1994-97)	2305	4	13.17	175
5. Harry Douglas (2004-07)	2924	15	16.90	173
6. Joshua Tinch (2002-05)	2195	10	13.07	162
7. DeVante Parker (2011-14)	2775	33	17.79	156
8. Jamie Asher (1991-94)	1741	5	11.38	153
9. Ralph Dawkins (1991-93)	1294	11	8.57	151
10. Deion Branch (2000-01)	2204	18	15.41	143

SCORING		Points
1. Art Carmody (2004-07)		433
2. Lenny Lyles (1954-57)		300
3. John Wallace (2012-*)		293
4. Nate Smith (2000-03)		275
5. Michael Bush (2003-06)		246
6. David Akers (1993-96)		213
7. Ibn Green (1996-99)		198
8. Arnold Jackson (1997-00)		194
9. Ron Bell (1987-90)		190
10. Howard Stevens (1971-72)		180
Eric Shelton (2003-04)		180
Chris Philpott (2008-11)		180

No.	Name	Pos.	Ht	Wt	CL	Hometown
59	Aaron Ahner	DL	6-3	259	Sr.-R	Okinawa, Japan
64	Gabe Ahner	OL	6-3	289	Jr.-R	Okinawa, Japan
10	Jaire Alexander	CB	5-11	184	Fr.	Charlotte, N.C.
20	James Allen	RB	5-11	180	Fr.	Citra, Fla.
40	Joshua Appleby	P	6-3	222	Sr.	Athens, Ala.
46	Lamar Atkins	LB	5-11	236	Jr.-R	Miami Fla.
88	Javonte Bagley	WR	6-3	192	So.	Vero Beach, Fla.
14	Drew Bailey	DL	6-3	284	So.	Jacksonville, Fla.
30	Richard Benjamin	S	6-0	211	So.-R	Tampa, Fla.
41	Ryan Betlach	LS	5-11	195	Fr.	Lexington, Ky.
14	Kyle Bolin	QB	6-2	208	So.-R	Lexington, Ky.
7	Reggie Bonnafon	QB	6-3	209	So.	Louisville, Ky.
48	Tim Bonner	LB	6-4	215	Fr.	Demopolis, Ala.
49	Joe Bradford	CB	6-0	185	Sr.	Louisville, Ky.
97	DeAngelo Brown	DL	6-0	308	Jr.	Savannah, Ga.
47	Jon Brown	K	5-10	202	So.	Clinton, Miss.
1	Keith Brown	LB	6-1	237	Jr.	Miami, Fla.
13	James Burgess#	LB	6-0	229	Sr.	Homestead, Fla.
68	Danny Burns	OL	6-6	303	Fr.-R	Hamilton, Ohio
82	Dontez Byrd	WR	5-11	170	So.-R	Louisville, Ky.
53	Amonte Caban	LB	6-1	226	Fr.	Smiths, Ala.
24	Zykies Cannon	S	6-0	195	So.	Mauldin, S.C.
1	Alphonso Carter	WR	6-3	203	So.	Fort Washington, Md.
34	George Clements	WR	6-0	184	Sr.	Willow Spring, N.C.
74	Geron Christian	OL	6-6	320	Fr.	Ocala, Fla.
83	Micky Crum	TE	6-4	257	Fr.-R	Columbus, Ohio
26	Duke Culver	CB	6-0	186	So.	Tallahassee, Fla.
52	Nick Dawson-Brents	LB	6-3	265	Jr.	Charlotte, N.C.
51	Royce Donovan	LB	6-2	224	Jr.-R	Louisville, Ky.
47	Kevon Dunbar	DB	6-1	192	Sr.	Louisville, Ky.
78	Aaron Epps#	OL	6-7	288	Sr.-R	Tucker, Ga.
96	Henry Famurewa	LB	6-2	245	So.	Powder Springs, Ga.
5	Tyler Ferguson	QB	6-4	217	Jr.-R	Bakersfield, Calif.
92	Devonte Fields	LB	6-4	245	Jr.	Fort Worth, Texas
11	Will Gardner	QB	6-5	220	Jr.-R	Douglas, Ga.
35	Anthony George	K	6-1	190	Jr.-R	Louisville, Ky.
58	Jonathan Greenard	LB	6-4	226	Fr.	Hiram, Ga.
25	Josh Harvey-Clemons	S	6-5	230	Jr.-R	Valdosta, Ga.
99	James Hearn	LB	6-3	257	So.-R	Tallahassee, Fla.
18	Cole Hikutini	TE	6-5	242	Jr.	San Francisco, Calif.
49	Colin Holba	LS	6-3	233	Jr.-R	Louisville, Ky.
13	Ethan Horton	QB	6-0	208	So.-R	Hyden, Ga.
36	Kevin Houchins	DB	5-11	201	Jr.-R	South Euclid, Ohio
61	Tobijah Hughley	OL	6-3	289	Sr.-R	Lexington, Ky.
50	Khalil Hunter	OL	6-4	291	Jr.	Orlando, Fla.
8	Lamar Jackson	QB	6-3	196	Fr.	Boynton Beach, Fla.
76	Kelby Johnson#	OL	6-7	292	Sr.	Bowie, Md.
71	Chandler Jones	OL	6-4	300	Fr.	Powder Springs, Ga.
33	Malin Jones	RB	6-0	225	Jr.-R	Naperville, Ill.
28	Ryan Jordan	RB	5-10	212	So.	New Lebanon, Ohio
55	Keith Kelsey	LB	6-1	236	Jr.	Gainesville, Fla.

\* Denotes letter earned; R-Denotes redshirt year; #-Denotes graduate

No.	Name	Pos.	Ht	Wt	CL	Hometown
62	T.C. Klusman	OL	6-3	275	Jr.-R	Cincinnati, Ohio
35	Conner Kronk	LS	5-11	220	So.	Louisville, Ky.
75	Skylar Lacy	OL	6-6	306	So.-R	Indianapolis, Ind.
4	Corvin Lamb	RB	5-9	208	Sr.-R	Miami, Fla.
44	Paul Logsdon	TE	6-3	210	So.	Louisville, Ky.
56	Kiola Mahoni	OL	6-3	300	So.	College of San Mateo
72	Lukayus McNeil	OL	6-6	313	Fr.-R	Indianapolis, Ind.
57	Finesse Middleton	LB	5-11	242	So.-R	Gadsden, Ala.
38	Chris Miele	WR	6-2	190	So.-R	Louisville, Ky.
36	Evan O'Hara	P	5-10	160	Fr.	Florence, Ky.
21	Devontre Parnell	CB	5-11	184	Jr.-R	Winnsboro, S.C.
84	Gio Pascascio	WR	6-3	185	Jr.	Glendale, Ariz.
37	Khane Pass	S	6-1	200	Fr.	Columbus, Ga.
86	Devante Peete	WR	6-6	202	Fr.	Pompano Beach, Fla.
42	Tyler Polston	TE	6-3	239	So.	Louisville, Ky.
17	James Quick	WR	6-1	191	Jr.	Louisville, Ky.
23	Brandon Radcliff	RB	5-9	214	Jr.-R	Miami, Fla.
98	Sheldon Rankins	DL	6-2	303	Sr.	Covington, Ga.
27	Jermaine Reve#	CB/S	6-0	190	Sr.-R	Miami, Fla.
90	Johnny Richardson	DL	6-3	322	So.-R	Jacksonville, Fla.
94	G.G. Robinson	DL	6-4	290	Fr.	Lilburn, Ga.
28	Terrence Ross	S	6-1	208	So.-R	Apoka, Fla.
15	Traveon Samuel	WR	5-7	178	Fr.	Phenix City, Ala.
19	JaQuay Savage	WR	6-3	214	So.	Tyrene, Ga.
27	L.J. Scott	RB	6-0	226	So.	Marion, Ohio
31	Darius Skinner	RB	5-8	190	Sr.	Winchester, Ky.
95	Kyle Shortridge	DL	6-2	305	So.-R	Loxahatchee, Fla.
73	Pedro Sibia	OL	6-3	300	Jr.-R	Homestead, Fla.
11	Dee Smith	S	6-1	200	Fr.	Florence, Ala.
87	Jaylen Smith	WR	6-4	184	Fr.	Pascagoula, Miss.
34	Jeremy Smith	RB	6-2	221	So.	Hammond, Calif.
12	Trey Smith	WR	6-0	215	Fr.	Madison, Miss.
43	Patrick Soucy	P	5-10	175	So.	Flatwoods, Ky.
81	Emonee Spence	WR	6-3	194	Fr.	Pembroke Pines, Fla.
66	Jamal Spruill	OL	6-3	290	Sr.	Louisville, Ky.
80	Charles Standberry	TE	6-3	226	So.	Montgomery, Ala.
2	Jamari Staples	WR	6-4	196	Jr.	Lineville, Ala.
42	Isaac Stewart	LB	6-2	238	Fr.-R	Charlotte, N.C.
38	John Stitch	DB	5-10	185	Jr.	Simpsonville, Ky.
3	Cornelius Sturghill	CB	5-11	186	Fr.-R	Memphis, Tenn.
85	Cody Swabek	WR	5-10	168	Fr.-R	Louisville, Ky.
79	Kenny Thomas	OL	6-6	320	Fr.	Prattville, Ala.
3	Pat Thomas	QB	6-4	190	Jr.	Atlanta, Ga.
32	Stacy Thomas	LB	6-1	225	So.-R	Miami, Fla.
89	Keith Towbridge	TE	6-5	261	Jr.	Toledo, Ohio
39	Griffin Uhl	FB	6-2	264	Jr.-R	Henryville, Ind.
44	Pio Vatuvei	DL	6-2	296	Sr.	Patterson, Calif.
45	John Wallace#	PK-P	6-0	190	Sr.-R	Cecilia, Ky.
29	Trumaine Washington	DB	5-10	181	So.	Miami, Fla.
6	Shaq Wiggins	CB	5-10	171	So.-R	Tyrone, Ga.
22	Chucky Williams	S	6-2	204	So.-R	Hialeah, Fla.
91	Trevon Young	LB	6-4	237	Jr.	Des Moines, Ia.





## Bobby Petrino

**Head Coach**

*(Carroll College '83)*

Record at Louisville:

50-13 (.794), 5 Years

Overall: 92-34 (.730), 10 Years

Born: March 10, 1961

In five years as head coach at Louisville, Bobby Petrino has never failed to lead the Cardinals to less than nine wins in a season and in 2014, the first year of his second tour of duty as Louisville head coach, was no exception. Despite injuries that severely hampered its offense, Louisville posted a 9-4 overall record, a 5-3 league mark and a No. 24 national ranking in its inaugural season in the ACC. Petrino, who previously served four years as the Cardinals' head coach during the 2003-06 seasons, has now posted a 50-13 mark--the best in Louisville history--and an overall 92-34 record for 10 years as a collegiate head coach. During his time at Louisville,

Petrino has directed the program to a bowl game each year, but more significantly, guided the school to its first BCS bowl victory, a 24-13 win over Wake Forest in the 2007 FedEx Orange Bowl. Coupling his success at Louisville and Arkansas, where he spent four seasons as head coach (2008-2011), Petrino has led his teams to eight bowl games in 10 years, including both Louisville's and Arkansas' first BCS bowl games. His programs achieved four 10-win seasons along with three top-10 national finishes. His 2006 Louisville squad and 2011 Arkansas team concluded with No. 5 rankings in the AP poll. He returned to U of L last year after a successful season as head coach at Western Kentucky (8-4). He has also served as an assistant coach at Weber State (1987-88), Idaho (1989-91), Arizona State (1992-93), Nevada (1994), Utah State (1995-97), Louisville (1998) and with the Jacksonville Jaguars (1999-00) of the National Football League. He also spent one season as head coach of the Atlanta Falcons. Developing student-athletes has been a constant for Petrino, as he has worked with numerous players that have gone on to careers at the professional level, including an impressive track record developing quarterbacks. As a head coach, he helped develop quarterbacks such as Ryan Mallett (2008-10) at Arkansas and Stefan LeFors (2003-04) and Brian Brohm (2004-06) at Louisville. As a coordinator or assistant, he tutored Jason Campbell at Auburn (2002), Chris Redman at Louisville (1998), Jake Plummer at Arizona State (1993), and Doug Nussmeier (1990-91) and John Friesz (1989) at Idaho. Petrino has adhered to the philosophy of a balanced offensive attack. In his last 14 years as a collegiate coach, Petrino's offenses have put together 86 100-yard rushers and 64 300-yard passers in 170 games. A native of Helena, Montana, he is a 1983 graduate of Carroll College, where he began his coaching career as a graduate assistant.

## Louisville Coaches and Records

### OVERALL WON/LOSS RECORDS

No.	Head Coach	Years	W	L	T	Pct
1.	Lester Larson	(2) 1912-13	8	2	0	.800
2.	D. Bruce Baker	(1) 1914	1	4	0	.200
3.	Will Duffy	(2) 1915-16	3	8	2	.308
4.	Bill Duncan	(2) 1921-22	4	9	1	.321
5.	Fred Enke	(2) 1923-24	8	8	1	.500
6.	Tom King	(6) 1925-30	27	21	0	.563
7.	Jack McGrath	(1) 1931	0	8	0	.000
8.	C.V. Money	(1) 1932	0	9	0	.000
9.	Ben Cregor	(3) 1933-1935	4	18	1	.196
10.	Laurie Apitz	(7) 1936-1942	22	29	3	.435
11.	Frank Camp	(23) 1946-1968	118	95	2	.556
12.	Lee Corso	(4) 1969-72	28	11	3	.690
13.	T.W. Alley	(2) 1973-74	9	13	0	.409
14.	Vince Gibson	(5) 1975-79	25	29	2	.464
15.	Bob Weber	(5) 1980-84	20	35	0	.364
16.	Howard Schnellenberger	(10) 1985-94	54	56	2	.491
17.	Ron Cooper	(3) 1995-97	13	20	0	.394
18.	John L. Smith	(5) 1998-2002	41	21	0	.661
19.	Bobby Petrino	(4) 2003-06	41	9	0	.820
20.	Steve Kragthorpe	(3) 2007-09	15	21	0	.417
21.	Charlie Strong	(3) 2010-13	37	15	0	.712
22.	Bobby Petrino	(1) 2014	9	4	0	.692
	Bobby Petrino (tot.)	(5) 2003-06, 14	50	13	0	.794

### CONFERENCE GAMES ONLY

Rk.	Head Coach	Years	W	L	T	Pct
1.	Bobby Petrino	(1) 2014	5	3	0	.625

(Based on Winning Percentage)

### BOWL GAMES ONLY

Head Coach	Bowls	W	L	T	Pct
John L. Smith	(5)	1	4	0	.200
Bobby Petrino	(5)	2	3	0	.400
Charlie Strong	(4)	3	1	0	.750
Howard Schnellenberger	(2)	2	0	0	1.000
Frank Camp	(1)	1	0	0	1.000
Lee Corso	(1)	0	0	1	.000
Vince Gibson	(1)	0	1	0	.000

## Petrino by the Numbers

Year	School	AP/USA	ACC	All
2003	Louisville	.....	.....	9-4-0
2004	Louisville	.....7	.....6	.....11-1-0
2005	Louisville	.....20	.....19	.....9-3-0
2006	Louisville	.....6	.....5	.....12-1-0
2008	Arkansas	.....	.....	.....5-7-0
2009	Arkansas	.....	.....	.....8-5-0
2010	Arkansas	.....12	.....12	.....10-3-0
2011	Arkansas	.....5	.....5	.....11-2-0
2013	W. Kentucky	.....	.....	.....8-4-0
2014	Louisville	.....24	.....24	.....5-3 (.625)(.692).....9-4-0
<b>Louisville: 5 Years</b>				<b>..... (.794). 50-13-0</b>
<b>Arkansas: 4 Years</b>				<b>..... (.667). 34-17-0</b>
<b>Western Kentucky: 1 Year</b>				<b>..... (.667). 8-4-0</b>
<b>Overall Record: 11 Years</b>				<b>..... (.730). 92-34-0</b>

### Versus ACC Schools:

vs. Boston College	.....1-0	vs. NC State	.....1-0
vs. Clemson	.....0-1	vs. Syracuse	.....4-0
vs. Florida State	.....0-1	vs. Virginia	.....0-1
vs. Miami	.....2-1	vs. Virginia Tech	.....0-1
vs. North Carolina	.....2-0	vs. Wake Forest	.....2-0
vs. Pitt	.....2-0		

## LOUISVILLE ASSISTANT COACHES

Greg Brown (UTEP '80)	..... Recruiting Coordinator/Safeties
Terrell Buckley (Florida State '07)	..... Cornerbacks
Todd Grantham (Virginia Tech '89)	..... Defensive Coordinator/Outside Linebackers
Tony Grantham (Radford '00)	..... Special Teams/Inside Linebackers
Chris Klenakis (Carroll College '86)	..... Run Game Coordinator/Offensive Line
Garrick McKee (Oklahoma '96)	..... Assistant Head Coach/Offensive Coordinator/QBs
L.D. Scott (Louisville '09)	..... Defensive Line
Kolby Smith (Louisville '06)	..... Running Backs
Lamar Thomas (Miami '92)	..... Wide Receivers



# LOUISVILLE 2014 STATISTICS



## 2014 Louisville Results (9-4, 5-3 ACC)

Date..... Result .. Opponent..... Att.	Lou.		Opp.		Offense					Defense				
	AP	USA	AP	USA	Run	Pass	Total	Passes	TO	Run	Pass	Total	Passes	TO
S1 ..... W, 31-13 ..... Miami..... 55,426	--	--	--	--	130	206	336	20-28-0	2	70	174	244	17-29-2	2
S6 ..... W, 66-21 ..... Murray State..... 50,179	25	--	--	--	325	278	603	25-39-0	0	41	251	292	21-38-1	1
S13 ..... L, 21-23 ..... at Virginia..... 34,816	21	--	--	--	79	203	282	20-43-2	4	114	171	285	16-30-2	3
S20 ..... W, 34-3 ..... at FIU..... 10,826	--	--	--	--	12	324	336	20-36-0	2	88	117	205	13-26-2	3
S27 ..... W, 20-10 ..... Wake Forest..... 51,463	--	--	--	--	215	206	421	16-32-0	3	-22	122	100	19-34-3	3
O3 ..... W, 28-6 ..... at Syracuse..... 37,569	--	--	--	--	178	174	352	12-22-1	2	59	196	255	17-37-2	2
O11 ..... L, 17-23 ..... at Clemson..... 81,500	--	--	--	25	52	212	264	15-30-0	2	72	157	229	22-39-2	2
O18 ..... W, 30-18 ..... NC State..... 50,227	--	--	--	--	166	203	369	21-36-0	0	128	223	351	18-32-1	1
O30 ..... L, 31-42 ..... Florida State..... 55,414	--	--	2	2	158	330	488	20-38-1	2	173	401	574	25-48-3	3
N8 ..... W, 38-19 ..... at Boston College..... 33,565	--	--	--	--	166	257	423	17-24-0	1	166	166	332	9-20-4	4
N22 ..... W, 31-28 ..... at Notre Dame..... 80,795	--	--	--	--	229	180	409	8-21-1	1	99	236	335	16-24-1	1
N29 ..... W, 44-40 ..... Kentucky..... 55,118	24	23	--	--	83	389	472	22-35-2	4	151	176	327	14-29-2	2
D30 ..... L, 14-37 ..... vs. Georgia..... 45,671	20	20	13	13	62	314	376	21-44-3	3	305	200	505	14-24-1	2

Belk Bowl, Bank of America Stadium, Charlotte, N.C.

TEAM STATISTICS	LOU	OPP
SCORING.....	405	283
Points Per Game.....	31.2	21.8
Points Off Turnovers.....	222	154
FIRST DOWNS.....	265	199
Rushing.....	116	74
Passing.....	133	110
Penalty.....	16	15
RUSHING YARDAGE.....	1855	1429
Yards gained rushing.....	2313	1894
Yards lost rushing.....	458	465
Rushing Attempts.....	511	434
Average Per Rush.....	3.6	3.3
Average Per Game.....	142.7	109.9
TDs Rushing.....	28	12
PASSING YARDAGE.....	3276	2595
Comp-Att-Int.....	237-428-10	221-410-26
Average Per Pass.....	7.7	6.3
Average Per Catch.....	13.8	11.7
Average Per Game.....	252.0	199.6
TDs Passing.....	21	14
TOTAL OFFENSE.....	5131	4024
Total Plays.....	939	844
Average Per Play.....	5.5	4.8
Average Per Game.....	394.7	309.5
KICK RETURNS: # Yards.....	36-758	45-1017
PUNT RETURNS: # Yards.....	37-274	31-301
INT RETURNS: # Yards.....	26-310	10-117
KICK RETURN AVERAGE.....	21.1	22.6
PUNT RETURN AVERAGE.....	7.4	9.7
INT RETURN AVERAGE.....	11.9	11.7
FUMBLES-LOST.....	25-16	11-4
PENALTIES-Yards.....	90-641	65-567
Average Per Game.....	49.3	43.6
PUNTS-Yards.....	73-2909	79-3328
Average Per Punt.....	39.8	42.1
Net punt average.....	34.4	37.1
KICKOFFS-Yards.....	79-4944	67-4138
Average Per Kick.....	62.6	61.8
Net kick average.....	39.9	40.4
TIME OF POSSESSION/Game.....	32:32	27:28
3RD-DOWN Conversions.....	78/198	62/195
3rd-Down Pct.....	39%	32%
4TH-DOWN Conversions.....	11/21	4/16
4th-Down Pct.....	52%	25%
SACKS BY-Yards.....	40-303	41-307
MISC YARDS.....	0	0
TOUCHDOWNS SCORED.....	51	31
FIELD GOALS-ATTEMPTS.....	15-19	23-26
ON-SIDE KICKS.....	0-0	0-1
RED-ZONE SCORES.....	(48-58) 83%	(30-39) 39%
RED-ZONE TOUCHDOWNS.....	(39-58) 67%	(16-39) 41%
PAT-ATTEMPTS.....	(50-50) 100%	(26-28) 93%
ATTENDANCE.....	317829	279071
Games/Avg Per Game.....	6/52972	6/46512
Neutral Site Games.....	1/45671	

RUSHING.....	Att.	Yds.	TD	Lg.	Avg.
Brandon Radcliff.....	144	737	12	41	5.1
Michael Dyer.....	110	481	5	46	4.4
Dominique Brown.....	96	378	4	33	3.9
L.J. Scott.....	29	201	2	68	6.9
Reggie Bonnafon.....	72	164	5	36	2.3
Darius Skinner.....	8	27	0	10	3.4
James Quick.....	2	9	0	12	4.5
Corvin Lamb.....	5	8	0	7	1.6
Ryan Johnson.....	1	4	0	4	4.0
Brett Nelson.....	1	-8	0	0	-8.0
Kyle Bolin.....	1	-15	0	8	-1.4
Team.....	10	-25	0	0	-2.5
Will Gardner.....	22	-106	0	10	-4.8
<b>Total.....</b>	<b>511</b>	<b>1855</b>	<b>28</b>	<b>68</b>	<b>3.6</b>
<b>Opponents.....</b>	<b>434</b>	<b>1429</b>	<b>12</b>	<b>82</b>	<b>3.3</b>

PASSING.....	Cmp.	Att.	Int.	Pct.	TD	Yds.
Will Gardner.....	127	221	3	57.5	12	1669
Reggie Bonnafon.....	61	120	4	50.8	5	864
Kyle Bolin.....	45	78	3	57.7	4	716
Brett Nelson.....	4	7	0	57.1	0	27
Team.....	0	1	0	0.0	0	0
Ryan Johnson.....	0	1	0	0.0	0	0
<b>Total.....</b>	<b>237</b>	<b>428</b>	<b>10</b>	<b>55.4</b>	<b>21</b>	<b>3276</b>
<b>Opponents.....</b>	<b>221</b>	<b>410</b>	<b>26</b>	<b>53.9</b>	<b>14</b>	<b>2595</b>

RECEIVING.....	Rec.	Yds.	TD	Lg.	Avg.
Eli Rogers.....	45	525	3	28	11.7
DeVante Parker.....	43	855	5	71	19.9
James Quick.....	36	566	3	74	15.7
Gerald Christian.....	32	384	5	45	12.0
Kai DeLa Cruz.....	26	303	2	52	11.7
Michael Harris.....	9	113	1	27	12.6
Keith Towbridge.....	9	107	0	28	11.9
Dominique Brown.....	7	85	0	39	12.1
Charles Standberry.....	7	57	2	17	8.1
L.J. Scott.....	7	36	0	11	5.1
Brandon Radcliff.....	6	84	0	33	14.0
Matt Milton.....	3	85	0	45	28.3
Michael Dyer.....	3	40	0	32	13.3
Javonte Bagley.....	2	18	0	10	9.0
Lamar Atkins.....	1	9	0	9	9.0
Chris Miele.....	1	9	0	9	9.0
<b>Total.....</b>	<b>237</b>	<b>3276</b>	<b>21</b>	<b>74</b>	<b>13.8</b>
<b>Opponents.....</b>	<b>221</b>	<b>2595</b>	<b>14</b>	<b>68</b>	<b>11.7</b>

PUNTING.....	No.	Yds.	Lg.	Blk.	Avg.
Ryan Johnson.....	66	2655	57	1	40.2
Josh Appleby.....	6	254	49	0	42.3
Team.....	1	0	0	0	0.0
<b>Total.....</b>	<b>73</b>	<b>2909</b>	<b>57</b>	<b>1</b>	<b>39.8</b>
<b>Opponents.....</b>	<b>79</b>	<b>3328</b>	<b>60</b>	<b>1</b>	<b>42.1</b>

PUNT RETURNS.....	No.	Yds.	TD	Lg.	Avg.
James Quick.....	20	148	0	24	7.4
Eli Rogers.....	11	112	0	47	10.2
Kai DeLa Cruz.....	3	7	0	5	2.3
Matt Milton.....	1	5	0	5	5.0
Michael Harris.....	1	-8	0	0	-8.0
Stacy Thomas.....	1	10	0	0	10.0
<b>Total.....</b>	<b>37</b>	<b>274</b>	<b>0</b>	<b>47</b>	<b>7.4</b>
<b>Opponents.....</b>	<b>31</b>	<b>301</b>	<b>1</b>	<b>72</b>	<b>9.7</b>

KICK RETURNS.....	No.	Yds.	TD	Lg.	Avg.
Brandon Radcliff.....	12	261	0	62	21.8
James Quick.....	8	156	0	30	19.5
Corvin Lamb.....	6	187	1	97	31.2
L.J. Scott.....	3	38	0	26	12.7
Charles Standberry.....	2	41	0	23	20.5
Charles Gaines.....	2	38	0	22	19.0
Terrence Ross.....	2	28	0	19	14.0
Luke Brohm.....	1	9	0	9	9.0
<b>Total.....</b>	<b>36</b>	<b>758</b>	<b>1</b>	<b>97</b>	<b>21.1</b>
<b>Opponents.....</b>	<b>45</b>	<b>1017</b>	<b>0</b>	<b>45</b>	<b>22.6</b>

SCORING.....	TD	FGs	PAT	Pts.
John Wallace.....	0	15-19	50-50	95
Brandon Radcliff.....	12	0-0	0-0	72
Reggie Bonnafon.....	5	0-0	0-0	30
Michael Dyer.....	5	0-0	0-0	30
DeVante Parker.....	5	0-0	0-0	30
Gerald Christian.....	5	0-0	0-0	30
Dominique Brown.....	4	0-0	0-0	24
James Quick.....	3	0-0	0-0	18
Eli Rogers.....	3	0-0	0-0	18
Kai DeLa Cruz.....	2	0-0	0-0	12
Charles Standberry.....	2	0-0	0-0	12
L.J. Scott.....	2	0-0	0-0	12
Michael Harris.....	1	0-0	0-0	6
Gerod Holliman.....	1	0-0	0-0	6
Corvin Lamb.....	1	0-0	0-0	6
Team.....	0	0-0	0-0	4
Kyle Bolin.....	0	0-0	0-0	0
<b>Total.....</b>	<b>51</b>	<b>15-19</b>	<b>50-50</b>	<b>405</b>
<b>Opponents.....</b>	<b>31</b>	<b>23-26</b>	<b>26-28</b>	<b>283</b>

TACKLES.....	Solo	Ast.	Tot.
James Sample.....	74	16	90
Keith Kelsey.....	60	27	87
James Burgess.....	43	28	71
Sheldon Rankins.....	31	22	53
Lorenzo Mauldin.....	36	15	51
Terrell Floyd.....	39	10	49
Gerod Holliman.....	34	10	44
B.J. Dubose.....	23	19	42
Deontrez Mount.....	28	9	37
Charles Gaines.....	31	5	36
Keith Brown.....	10	10	20
Brown, De.....	12	8	20
Andrew Johnson.....	12	6	18
Pio Vatuvei.....	9	9	18
Trumaine Washington.....	12	2	14
Reve, J.....	11	3	14
Michael Harris.....	9	2	11

INTERCEPTIONS.....	No.	Yds.	TD	Lg.
Gerod Holliman.....	14	245	1	65
James Sample.....	4	36	0	24
James Burgess.....	3	8	0	9
Sheldon Rankins.....	2	9	0	6
Charles Gaines.....	2	12	0	12
Terrell Floyd.....	1	0	0	0
<b>Total.....</b>	<b>26</b>	<b>310</b>	<b>1</b>	<b>65</b>
<b>Opponents.....</b>	<b>10</b>	<b>117</b>	<b>1</b>	<b>40</b>



# MIAMI HURRICANES



## 2015 Miami Schedule

Date	Opponent	Series Record	Series Last	Began Meeting	Stadium (Capacity)	Site
Sept. 5	Bethune-Cookman (ESPN3), 6 pm	.2-0-0	2011	2012, hW 38-10	Sun Life Stadium (64,982)	Miami Gardens, Fla.
Sept. 11	at Florida Atlantic (Fox Sports 1), 8 pm	.1-0-0	2013	2013, hW 34-6	FAU Stadium (29,419)	Boca Raton, Fla.
Sept. 19	Nebraska (ABC/ESPN2), 3:30 pm	.5-6-0	1951	2014, aL 41-31	Sun Life Stadium (64,982)	Miami Gardens, Fla.
Oct. 1	at Cincinnati (ESPN), 7:30 pm	.11-1-0	1947	2014, hW 55-34	Nippert Stadium (35,000)	Cincinnati, Ohio
Oct. 10	at Florida State	.31-28-0	1951	2014, hL 30-26	Doak S. Campbell Stadium (82,300)	Tallahassee, Fla.
Oct. 17	Virginia Tech	.19-13-0	1953	2014, aW 30-6	Sun Life Stadium (64,982)	Miami Gardens, Fla.
Oct. 24	Clemson	.6-3-0	1945	2010, aW 30-10	Sun Life Stadium (64,982)	Miami Gardens, Fla.
Oct. 31	at Duke	.10-2-0	1976	2014, hW 22-10	Brooks Field at Wallace Wade Stadium (33,941)	Durham, N.C.
Nov. 7	Virginia	.6-6-0	1996	2014, aL 30-13	Sun Life Stadium (64,982)	Miami Gardens, Fla.
Nov. 14	at North Carolina	.7-11-0	1946	2014, hW 47-20	Kenan Stadium (63,000)	Chapel Hill, N.C.
Nov. 21	Georgia Tech	.9-11-0	1955	2014, aL 28-17	Sun Life Stadium (64,982)	Miami Gardens, Fla.
Nov. 27	at Pitt (ABC or ESPN), TBA	.23-10-1	1950	2014, hL 35-23	Heinz Field (68,400)	Pittsburgh, Pa.

### 2014 In Review

Playing the entire season with a true freshman at QB and facing the nation's ninth toughest schedule, Miami won six of its first nine games but struggled down the stretch, dropping four straight games—including close contests to Florida State (30-26) and South Carolina (24-21)—to finish 6-7 overall and 3-5 in the ACC. Still, the Hurricanes earned a trip to their second straight bowl game... Freshman QB **Brad Kaaya** earned ACC Rookie of the Year honors after throwing for 3,198 yards and 26 TDs... **RB Duke Johnson**, named the winner of the ACC's Brian Piccolo Award, finished 9th in rushing yards with 1,652--averaging 6.83 yards per carry--and had 2,073 yards rushing and receiving, the 5th-best total in the nation... **LB Denzel Perryman** was a 2nd-team All-American, while Johnson was a third-team pick... Kaaya was a first-team Freshman All-American while **RB Joe Yearby** was Honorable Mention... Johnson and Perryman were first-team All-ACC selections... **TE Clive Walford**--a John Mackey Award finalist--**T Ereck Flowers** and **WR Phillip Dorsett** were 2nd-team All-ACC while **DE Anthony Chickillo** and **P Justin Vogel** were 3rd-team picks... Kaaya, **G Jon Feliciano**, **C Shane McDermott**, **DT Olsen Pierre**, **CB Artie Burns** and **S Deon Bush** were Honorable Mention All-ACC.

### Who's Gone

The Hurricanes lose 3 starters, seven each on offense and defense. Gone offensively are the mercurial Johnson, WR Dorsett (24.2 avg., 10 TDs); as well as Walford (44 catches, 7 TDs) and Flowers, Feliciano, McDermott and T Taylor Gadbois of the O-Line. Defensively, the Canes will miss Perryman, Pierre, Chickillo, **LB Thurston Armbrister**, **CB Ladarius Gunter** and **S Nantambu-Akil Fentress** (186 combined starts).

### The Schedule

The slate doesn't get any easier with nine 2014 bowl teams to be faced including Nebraska and Cincinnati. Miami travels to Florida State but the Canes host Coastal foes Virginia Tech and Georgia Tech.

### 2015 Preview

Twelve starters return, including five each on offense and defense plus PKs **Michael Badgley** and **P Justin Vogel**... The Canes' primary offensive task will be to find replacements for Johnson, Walford and Dorsett and rebuild the offensive line... Yearby (509 yds), an elusive speedster, and **Gus Edwards**, a physical back, and freshman **Mark Walton** look to share the load carried by Johnson... The return to form of **WR Stacy Coley** (23 catches), a playmaker as a freshman who was inconsistent as a sophomore, would help the WR corps which also returns **Malcolm Lewis** (25 catches), **Braxton Berrios** (21 catches), **Herb Waters** (20 catches) and **Rashawn Scott**... Replacing Walford will be a big task, but junior **TE Standish Dobard** has ability... **K.C. McDermott**, **Nick Linder**, **Sonny Odogwu** and **Alex Gall** are possibilities for the offensive line to team with returning starters **Trevor Darling** at T and **Daniel Isidora** at G... With a year under his belt in the offensive system of coordinator **James Coley**, Kaaya should be even better and could challenge for national honors... Defensively, Miami made strides in 2014, finishing 14th nationally in total defense... **DT Calvin Heurtelou** returns upfront and will be joined by **DEs Chad Thomas**, **Jelani Hamilton** and **Al Quadin Muhammad** and **DTs Ufomba Kamalu** and **Courtlet Jenkins**... **Raphael Kirby** (54 tackles) and **Juwon Young** return at MLB with **Darrien Owens** and **Tyriq McCord** battling at SLB and **Jermaine Grace** (60 tackles) at OLB... In the secondary, **CB Artie Burns** and **S Deon Bush** (53 tackles, 2 INTs) both return as do **CBs Tracy Howard** (20 tackles) and **CB Corn Elder** (34 tackles) with **Dallas Crawford** (35 tackles) and **Jamal Carter** competing at safety.

### Roster Breakdown Starters Returning (11)

Pos.	Name	Starts	Starts
WR	Malcolm Lewis, Jr.	8	11
T	Trevor Darling, So.	5	5
G	Daniel Isidora, Jr.-R	12	12
QB	Brad Kaaya, So.	13	13

Pos.	Name	Starts	Starts
DE	Tyriq McCord, Sr.	12	12
DT	Calvin Heurtelou, Sr.	12	12
LB	Raphael Kirby, Sr.	13	13
CB	Artie Burns, Jr.	11	11
S	Deon Bush, Sr.	11	20

Pos.	Name	Starts	Starts
PK	Michael Badgley, So.	11	11
P	Justin Vogel, Jr.	13	13

\*2013 starter who missed all of 2014 w/injury

### Starters Lost (13)

Pos.	Name	Starts	Career
WR	Phillip Dorsett	13	29
TE	Clive Walford	12	37
LT	Ereck Flowers	11	27
T	Taylor Gadbois, Jr.-R	5	5
LG	Jon Feliciano	13	48
C	Shane McDermott	13	36
RB	Duke Johnson	13	32

Pos.	Name	Starts	Career
DE	Anthony Chickillo	13	47
DT	Olsen Pierre	13	36
LB	Denzel Perryman	13	37
LB	Thurston Armbrister	13	23
CB	Ladarius Gunter	13	30
S	Nantambu-Akil Fentress	13	13

Pos.	Name	Starts	Starts
SPECIALISTS (0)			

### Quick Facts

Location	Coral Gables, Fla	33146
Founded	.....	1925
Enrollment	.....	15,323
President	Dr. Julio Frenk (after Sept. 1)	
Director of Athletics	Blake James	
Stadium	Sun Life Stadium	
Capacity	.....	64,982
2014 Overall Record	.....	6-7
2014 ACC Record	.....	3-5
2014 ACC Finish	.....	Tied 5th in Coastal Division

### Miami Hurricanes

Lettermen Returning	41
Offensive Lettermen Returning	21
Defensive Lettermen Returning	17
Specialists Lettermen Returning	3
Lettermen Lost	25
Offensive Lettermen Lost	13
Defensive Lettermen Lost	10
Specialists Lettermen Lost	2
Returning Production Index	
(Percentage of 2014 Statistics Returning)	
% Passing Returning	984
% Rushing Returning	302
% Receiving Returning	480
% Receiving Yds Ret.	394
% Scoring Returning	526
% Kickoff Returns	835
% Punt Returns	1,000
% Tackles Returning	625
% Turnovers Forced	696

### Numbers & Notes

7 - The number of Miami Hurricanes selected in the 2015 NFL Draft, which tied Alabama for fourth-highest total by any school. Miami has had at least one player chosen in each of the last 42 NFL drafts, or every year beginning with 1975.

9 - The number of 2015 UM opponents who participated in bowl games in 2014, including non-conference foes Nebraska and Cincinnati.

13th - Junior P **Justin Vogel** averaged 42.8 yards a boot in 2014, placing 21 punts inside of Miami's opponent's 20-yard line. The Hurricanes ranked 13th nationally in net punting, averaging 40.50 per punt.

26 - The number of touchdown passes for Miami true freshman QB **Brad Kaaya** in 2014. Kaaya led the ACC in TD tosses and finished third nationally among all freshmen, trailing only J.T. Barrett of Ohio State and Anu Solomon of Arizona, both of whom were redshirt freshmen.

96.8 - Miami's defense allowed 96.8 fewer yards per game in 2014 and than it did in 2013, allowing opponents just 329.6 yards per game. The Hurricanes ranked 14th nationally in total defense last year improving 75 spots from 89th in 2013.

64,982 - The new capacity for Miami's home games at Sun Life Stadium, which is undergoing a \$400 million two-year renovation.



# MIAMI CAREER LEADERS, ALPHABETICAL ROSTER



TOTAL OFFENSE.....		Rush.....	Pass.....	TDR... Total
1.	Ken Dorsey (1999-02)	-79	9565	88... 9486
2.	Jacory Harris (2008-11)	-3	8826	75... 8823
3.	Stephen Morris (2010-13)	54	7896	52... 7950
4.	Gino Torretta (1989-92)	32	7690	49... 7722
5.	Craig Erickson (1987-90)	-35	6056	49... 6021
6.	Vinny Testaverde (1982-86)	-320	6058	56... 5738
7.	Kyle Wright (2004-07)	-99	5835	42... 5736
8.	Ryan Clement (1994-97)	-345	6004	41... 5659
9.	Bernie Kosar (1983-84)	-386	5971	48... 5585
10.	Jim Kelly (1979-82)	124	5228	36... 5352

PASSING YARDAGE.....		Comp-Att.....	Pct. ....	TD.....	Yards
1.	Ken Dorsey (1999-02)	668-1153	579	86	9565
2.	Jacory Harris (2008-11)	703-1170	601	70	8826
3.	Stephen Morris (2010-13)	551-955	577	49	7896
4.	Gino Torretta (1989-92)	555-991	560	47	7690
5.	Vinny Testaverde (1982-86)	413-674	612	48	6058
6.	Craig Erickson (1987-90)	420-752	558	46	6056
7.	Ryan Clement (1994-97)	443-747	593	43	6004
8.	Bernie Kosar (1983-84)	463-743	623	40	5971
9.	Kyle Wright (2004-07)	478-807	592	38	5835
10.	Steve Walsh (1986-88)	410-690	594	48	5369

RECEIVING YARDAGE.....		Recp.....	TD.....	Avg.....	Yards
1.	Santana Moss (1997-00)	143	19	17.80	2546
2.	Reggie Wayne (1997-00)	173	20	14.51	2510
3.	Michael Irvin (1985-87)	143	26	16.94	2423
4.	Lamar Thomas (1989-92)	144	23	15.77	2271
5.	Leonard Hankerson (2007-10)	134	22	16.12	2160
6.	Travis Benjamin (2008-11)	131	13	16.38	2146
7.	Phillip Dorsett (2011-14)	121	17	17.62	2132
8.	Allen Hurns (2010-13)	121	14	15.63	1891
9.	Andre Johnson (2000-02)	92	20	19.90	1831
10.	Eddie Brown (1983-84)	89	14	19.71	1754

RUSHING.....		Att.....	TD.....	Avg.....	Yards
1.	Duke Johnson (2012-14)	526	26	6.69	3519
2.	Ottis Anderson (1975-78)	691	17	4.82	3331
3.	Edgerrin James (1996-98)	474	32	6.24	2960
4.	James Jackson (1996-00)	541	29	5.46	2953
5.	Clinton Portis (1999-01)	440	21	5.73	2523
6.	Graig Cooper (2007-10)	465	13	5.12	2383
7.	Danyell Ferguson (1992-96)	454	18	4.88	2214
8.	Javarris James (2006-09)	510	18	4.24	2162
9.	Willis McGahee (2001-02)	483	31	5.89	2067
10.	Frank Gore (2002-04)	348	17	5.68	1975

RECEPTIONS.....		Yards.....	TD.....	Avg.....	Rec.
1.	Reggie Wayne (1997-00)	2510	20	14.51	173
2.	Lamar Thomas (1989-92)	2271	23	15.77	144
3.	Santana Moss (1997-00)	2546	19	17.80	143
4.	Michael Irvin (1985-87)	2423	26	16.94	143
5.	Leonard Hankerson (2007-10)	2160	22	16.12	134
6.	Travis Benjamin (2008-11)	2146	13	16.38	131
7.	Allen Hurns (2010-13)	1891	14	15.63	121
8.	Phillip Dorsett (2011-14)	2132	17	17.62	121
9.	Wesley Carroll (1989-90)	1722	11	15.11	114
10.	Willie Smith (1984-86)	1521	6	13.34	114

SCORING.....		Points
1.	Carlos Huerta (1988-92)	397
2.	Jon Peattie (2003-06)	337
3.	Todd Sievers (1998, 2000-02)	310
4.	Greg Cox (1984-87)	302
5.	Andy Crosland (1996-99)	292
6.	Dane Prewitt (1992-95)	272
7.	Matt Bosher (2007-10)	262
8.	Danny Miller (1978-81)	244
9.	Edgerrin James (1996-98)	212
10.	Stephen McGuire (1989-92)	210

No.	Name	Pos.	Ht.	Wt.	Cl.	Hometown
22	Collin Alford	RB	5-9	210	Jr.-R.	Miami, Fla.
61	Adam Arnaout	OL	6-1	275	So.	Westlake Village, Calif.
48	Josh Bacon	K/P	5-11	185	So.-R.	Melville, N.Y.
15	* Michael Badgley	K/P	5-10	180	So.	Summit, N.J.
8	* Braxton Berrios	WR	5-9	183	So.	Raleigh, N.C.
82	* Tyre Brady	WR	6-3	204	So.	Homestead, Fla.
55	Joe Brown	OL	6-4	331	Fr.-R.	Paramount, Calif.
1	** Artie Burns	DB	6-1	193	Jr.	Miami, Fla.
2	** Deon Bush	DB	6-1	205	Sr.	Miami, Fla.
18	Lawrence Cager	WR	6-5	200	Fr.	Towson, Md.
6	** Jamal Carter	DB	6-1	209	Jr.	Homestead, Fla.
30	Quincy Casimir	DB	6-1	195	Jr.-R.	Miami, Fla.
41	Wyatt Chickillo	LB	6-1	224	So.-R.	Miami, Fla.
40	Grant Coffman	P/K	5-8	182	So.-R.	Dublin, Ohio
3	Stacy Coley	WR	6-1	187	Jr.	Pompano Beach, Fla.
97	JC Contorakes	K/P	6-1	190	So.	Miami, Fla.
25	** Dallas Crawford	DB	5-10	200	Sr.-R.	Fort Myers, Fla.
13	Gray Crow	QB	6-3	224	Jr.	Clearwater, Fla.
73	* Trevor Darling	OL	6-5	318	So.	Miami, Fla.
5	** Standish Dobard	TE	6-4	262	Jr.	New Orleans, La.
7	** Gus Edwards	RB	6-2	230	Jr.	Staten Island, N.Y.
29	* Corn Elder	DB	5-10	183	Jr.	Nashville, Tenn.
49	Joel Evans	RB	5-6	185	Fr.	Durham, N.C.
94	Ryan Fines	DL	6-3	310	Fr.	Bradenton, Fla.
55	* Frank Gabriel	LB	6-3	210	Jr.-R.	Monmouth Beach, N.J.
67	** Alex Gall	OL	6-5	310	Jr.	Mason, Ohio
32	Trayone Gray	RB	6-2	215	So.	Miami, Fla.
74	Tyler Gauthier	OL	6-5	310	Fr.	Venice, Fla.
13	* Marques Gayot	LB	6-1	220	So.	Lake Worth, Fla.
59	Justin Goldberg	OL	6-2	310	So.	Weston, Fla.
84	Greg Golden	WR	6-3	195	So.-R.	Red Bank, N.J.
53	Jared Goldenberg	LB	6-1	221	So.-R.	Ramsey, N.J.
52	Jamie Gordinier	LB	6-4	235	Fr.	Red Bank, N.J.
5	* Jermaine Grace	LB	6-1	208	Jr.	Miami Gardens, Fla.
69	Tyler Grimsley	OL	6-3	300	Fr.-R.	Green Cove Springs, Fla.
99	Jelani Hamilton	DL	6-5	302	Jr.-R.	Fort Lauderdale, Fla.
33	* Trent Harris	DL	6-2	245	So.	Winter Park, Fla.
21	Terrance Henley	CB	6-1	170	Fr.	Pompano Beach, Fla.
23	* Christopher Herndon IV	TE	6-4	255	So.	Norcross, Ga.
93	* Calvin Heurtelou	DL	6-3	315	Sr.	Spring Valley, N.Y.
45	Ryan Holowesko	P/K	6-3	198	Sr.	West Simsbury, Conn.
25	Isaac Hoza	QB	6-3	190	So.-R.	Ft. Lauderdale, Fla.
3	** Tracy Howard	DB	5-11	191	Sr.	Miramar, Fla.
63	* Danny Isidora	OL	6-4	322	Jr.	Weston, Fla.
31	Demetrius Jackson	DL	6-5	250	Fr.-R.	Miami, Fla.
28	Michael Jackson	DB	6-2	192	Fr.	Birmingham, Ala.
65	Sterling Jackson	OL	6-2	285	Fr.-R.	Oviedo, Fla.
92	* Courtel Jenkins	DL	6-1	314	So.	Jersey City, N.J.
26	Rayshawn Jenkins	DL	6-1	209	Jr.-R.	St. Petersburg, Fla.
4	Jaquan Johnson	DB	5-10	188	Fr.	Miami, Fla.
24	Josh Johnson	DB	5-5	168	So.-R.	Jacksonville, Fla.
17	* D'Mauri Jones	WR	6-4	196	Jr.-R.	Leesburg, Fla.
77	Jahair Jones	OL	6-4	327	Fr.	Brooklyn N.Y.
15	* Brad Kaaya	QB	6-4	209	So.	Los Angeles, Calif.
47	** Ufomba Kamalu	DL	6-6	295	Sr.-R.	Fayetteville, Ga.

No.	Name	Pos.	Ht.	Wt.	Cl.	Hometown
90	Corey King	DL	6-1	295	Sr.	Boca Raton, Fla.
37	James King	LB	6-1	200	Fr.	Miami, Fla.
56	* Raphael Kirby	LB	6-1	235	Sr.	Stone Mountain, Ga.
54	Hunter Knighton	OL	6-6	300	So.-R.	Pottstown, Pa.
20	Robert Knowles	DB	6-1	180	Fr.	Miami, Fla.
81	Darrell Langham	WR	6-4	212	Fr.-R.	Lantana, Fla.
9	** Malcolm Lewis	WR	6-1	189	Jr.-R.	Miramar, Fla.
68	Nick Linder	OL	6-3	300	So.	Ft. Lauderdale, Fla.
75	Brendan Loftus	OL	6-6	300	Fr.	Tallahassee, Fla.
46	Marcus Lugo	TE	6-3	229	Fr.	Jamestown, N.Y.
62	Hayden Mahoney	OL	6-5	290	Fr.	Malvern, Pa.
27	Ryan Mayes	DB	6-1	203	Fr.-R.	Miami, Fla.
17	** Tyriq McCord	LB	6-3	236	Sr.	Tampa, Fla.
23	Terry McCray	LB	6-3	223	Fr.-R.	Pompano Beach, Fla.
52	* KC McDermott	OL	6-6	315	So.	Wellington, Fla.
80	RJ McIntosh	DL	6-4	270	Fr.	Fort Lauderdale, Fla.
79	Bar Milo	OL	6-6	285	Fr.	West Hills, Calif.
97	Earl Moore	DL	6-1	304	Jr.-R.	Tampa, Fla.
95	* Anthony Moten	DL	6-4	299	So.	Ft. Lauderdale, Fla.
8	Al-Quadin Muhammad	DL	6-3	260	So.-R.	Irvington, N.J.
86	David Njoku	TE	6-4	240	Fr.-R.	Cedar Grove, N.J.
7	Kendrick Norton	DL	6-3	310	Fr.	Jacksonville, Fla.
43	Tyler Odems	RB	6-1	240	Jr.	Manassas, Va.
66	* Sunny Odogwu	OL	6-8	322	So.-R.	Ezeagu, Nigeria
88	Jake O'Donnell	TE	6-6	258	Jr.	Doylestown, Pa.
58	* Darrion Owens	LB	6-3	238	So.	Orange Park, Fla.
19	Scott Patchan	DL	6-6	245	Fr.	Bradenton, Fla.
34	Charles Perry	LB	6-1	212	Fr.	West Palm Beach, Fla.
60	Patrick Petrillo	OT	6-7	305	So.	Hollywood, Fla.
35	Austin Pfenninger	WR	5-8	168	So.-R.	Carmel, Ind.
22	Sheldrick Redwine	DB	6-1	183	Fr.	Miami, Fla.
38	Joseph Rogers	TE	6-2	238	Sr.	Miami, Fla.
12	Malik Rosier	QB	6-1	212	Fr.-R.	Mobile, Ala.
78	Tyree St. Louis	OL	6-5	315	Fr.	Bradenton, Fla.
11	Rashawn Scott	WR	6-2	205	Sr.-R.	Melbourne, Fla.
43	Jon Semerene	K	6-1	205	So.	Weston, Fla.
16	Evan Shirreffs	QB	6-5	195	Fr.	Jefferson, Ga.
57	Mike Smith	LB	6-1	225	Fr.-R.	Miami, Fla.
36	Teddy Stavetski	LB	6-4	223	Fr.-T	Haddonfield, N.J.
39	Chuck Sullivan	LB	5-11	223	So.	Cupertino, Calif.
48	John Tauber	LB	6-3	235	Fr.	Bradenton, Fla.
14	Vincent Testaverde	QB	6-1	190	So.	Tampa, Fla.
9	* Chad Thomas	DL	6-5	265	So.	Miami, Fla.
44	** Walter Tucker	RB	6-1	226	Jr.	Plantation, Fla.
19	Clayton Turner	WR	6-4	220	So.-R.	Marietta, Ga.
16	* Justin Vogel	P/K	6-4	208	Jr.	Tampa, Fla.
4	Mark Walton	RB	5-10	190	Fr.	Miami, Fla.
87	Jerome Washington	TE	6-5	262	Fr.-R	Princeton Junction, N.J.
6	** Herb Waters	WR	6-2	195	Sr.	Homestead, Fla.
20	Michael Welch	QB	6-3	220	So.-R.	Winnetka, Ill.
64	** Hunter Wells	OL	6-6	316	Sr.-R.	Canton, Ill.
91	Gerald Willis	DL	6-2	255	So.	New Orleans, La.
11	* Michael Wyche	DL	6-4	325	Sr.	Chesapeake, Va.
2	* Joseph Yearby	RB	5-9	195	So.	Miami, Fla.
51	* Juwon Young	LB	6-2	245	So.	Albany, Ga.

\* Denotes letter earned; R-Denotes redshirt year; #Denotes graduate



## Al Golden Head Coach (Penn State '91)

**Record at Miami: 28-22 (.560), 4 Years**  
**Overall: 55-56 (.495), 9 Years**  
**Born: July 4, 1969**

After guiding the Hurricanes to back-to-back bowl berths, Al Golden, the 2013 recipient of the Maxwell Club's Lombardi Award for coaching excellence, heads into his fifth season in Coral Gables looking to return the Canes to national prominence. Miami has been close to achieving that under Golden, as his third season in South Florida resulted in a 9-4 record and a berth in the Russell Athletic Bowl, at one point earning a No. 7 national ranking, its highest in eight years. Last fall, despite starting a true freshman at quarterback due to injuries, Miami won six of its first nine games, before a late-season swoon that included a four-point loss to No. 2 Florida

State and a three-point defeat to South Carolina in the Independence Bowl. Named the 22nd head football coach at Miami on Dec. 12, 2010, Golden had to contend with two years of adversity which included self-imposed bowl bans in 2011 and 2012, the latter which prevented the Hurricanes from playing in their first ACC Football Championship Game. Despite these distractions, Golden led Miami to a 7-5 record and a 5-3 ACC mark in 2012, tying Georgia Tech for first place in the Coastal Division. This came on the heels of his first season, when despite numerous suspensions due to NCAA violations before he arrived on campus, Golden led the Hurricanes to a 6-6 record that included triumphs over 17th-ranked Ohio State and 21st-ranked Georgia Tech. An excellent recruiter, each of his four recruiting classes at Miami have been rated in ESPN.com's Top 25, including a No. 8 ranking for the class of 2012, No. 15 for 2013, No. 10 for 2014 and 23rd nationally for last year. Golden came to Miami after having rejuvenated the long-moribund football program at Temple, which had won a total of three games in the previous three seasons and had only one winning season in over three decades before his arrival. Golden compiled a 17-8 mark in his last two seasons, the best for the Owls since 1978-79. His 2009 Temple squad earned the school's first bowl trip in 30 years, and he orchestrated the largest academic turn-around in the APR academic reform era. Golden came to Temple after spending five seasons (2001-05) as the defensive coordinator for Al Groh at Virginia. Named the youngest defensive coordinator in the FBS in 2001, he helped lead UVa to four straight bowl berths as the Cavalier defense ranked 18th in total defense and 17th in scoring defense in 2004. A native of Red Bank, N.J., and a 1991 graduate and three-year letterman at tight end for Penn State, Golden, began his coaching career as a graduate assistant at UVa (1994-96) under George Welsh, spent three seasons as linebacker coach at Boston College (1997-99) under Tom O'Brien and one year as linebacker coach and recruiting coordinator at Penn State (2000) under Joe Paterno before joining Groh at UVa in 2001. After his tenure as a player in State College, Golden spent one season in the NFL with the New England Patriots. Golden earned his undergraduate degree in pre-law from Penn State in 1991 before receiving his master's in sports psychology from Virginia in December, 1996. A native of Colts Neck, N.J., he is married to the former Kelly Elizabeth Hanna of Lock Haven, Pa., and they have three children, a son, A.J., and daughters Addison and Grace.

### Golden by the Numbers

Year ... School.....	AP/USA ACC/FinishAll.....	Pct.
2006 ... Temple.....	1-11-0.....	.083
2007 ... Temple.....	4-8-0.....	.333
2008 ... Temple.....	5-7-0.....	.417
2009 ... Temple.....	9-4-0.....	.692
2010 ... Temple.....	8-4-0.....	.667
2011 ... Miami.....	375... 3-5 T4thC.....	6-6-0.....500
2012 ... Miami.....	625... 5-3 T1stC.....	7-5-0.....583
2013 ... Miami.....	625... 5-3 T2ndC.....	9-4-0.....692
2014 ... Miami.....	375... 3-5 T5thC.....	6-7-0.....462
<b>Miami: 4 Yrs.....</b>	<b>500 16-16.....</b>	<b>28-22-0 .. 560</b>
<b>Temple: 5 Yrs.....</b>	<b>27-34-0 .. 443</b>	
<b>Overall Record: 9 Yrs.....</b>	<b>55-56-0 .. 495</b>	

Versus ACC Schools:	
vs. ... Maryland.....	0-1
vs. ... Boston College.....	1-1
vs. ... Clemson.....	0-1
vs. ... Duke.....	3-1
vs. ... Florida State.....	0-4
vs. ... Georgia Tech.....	3-1
vs. ... Louisville.....	0-1
vs. ... Maryland.....	0-1
vs. ... North Carolina.....	3-1
vs. ... NC State.....	1-0
vs. ... Pitt.....	1-1
vs. ... Virginia.....	1-3
vs. ... Virginia Tech.....	2-2
vs. ... Wake Forest.....	1-0

## Miami Coaches and Records

### OVERALL WON/LOSS RECORDS

No.	Head Coach .....	Years	W	L	T	Pct
1.	Howard Buck.....	(3) 1926-1928	15	10	2	.593
2.	J.Burton Rix.....	(1) 1929	3	2	0	.600
3.	Ernest Brett.....	(1) 1930	3	4	1	.438
4.	Tom McCann.....	(4) 1931-1934	18	15	4	.541
5.	Irl Tubbs.....	(2) 1935-1936	11	5	2	.667
6.	Jack Harding.....	(9) 1937-42,45-47	54	32	3	.624
7.	Eddie Dunn.....	(2) 1943-1944	6	8	1	.433
8.	Andy Gustafson.....	(16) 1948-1963	93	65	3	.587
9.	Charlie Tate.....	(7) 1964-1970	34	27	3	.555
10.	Walt Kichiefski.....	(1) 1970	2	7	0	.222
11.	Fran Curci.....	(2) 1971-1972	9	13	0	.409
12.	Pete Elliott.....	(2) 1973-1974	11	11	0	.500
13.	Carl Selmer.....	(2) 1975-1976	5	16	0	.238
14.	Lou Saban.....	(2) 1977-1978	9	13	0	.409
15.	H. Schnellenberger.....	(5) 1979-1983	41	16	0	.719
16.	Jimmy Johnson.....	(5) 1984-1988	52	9	0	.852
17.	Dennis Erickson.....	(6) 1989-1994	63	9	0	.875
18.	Butch Davis.....	(6) 1995-2000	51	20	0	.718
19.	Larry Coker.....	(6) 2001-2006	60	15	0	.800
20.	Randy Shannon.....	(4) 2007-2010	28	22	0	.560
	Jeff Stoutland.....	(0)* 2010	0	1	0	.000
21.	Al Golden.....	(4) 2011-14	28	22	0	.560

\* Interim coach for Hyundai Sun Bowl

### CONFERENCE GAMES ONLY

Rk.	Head Coach .....	Years	W	L	T	Pct
1.	Larry Coker (3).....	2004-2006	14	10	0	.583
2.	Al Golden (3).....	2011-2014	16	16	0	.500
3.	Randy Shannon (4).....	2007-2010	16	16	0	.500

(Based on Winning Percentage)

### BOWL GAMES ONLY

Head Coach.....	Bowls .....	W.....	L.....	T.....	Pct
Dennis Erickson.....	(6).....	3.....	3.....	0.....	.500
Larry Coker.....	(6).....	4.....	2.....	0.....	.667
Jimmy Johnson.....	(5).....	2.....	3.....	0.....	.400
Butch Davis.....	(4).....	4.....	0.....	0.....	1.000
Andy Gustafson.....	(4).....	1.....	3.....	0.....	.250
Tom McCann.....	(3).....	1.....	2.....	0.....	.333
Howard Schnellenberger.....	(2).....	2.....	0.....	0.....	1.000
Charlie Tate.....	(2).....	1.....	1.....	0.....	.500
Randy Shannon.....	(2).....	0.....	2.....	0.....	.000
Al Golden.....	(2).....	0.....	2.....	0.....	.000
Jack Harding.....	(1).....	1.....	0.....	0.....	1.000
Jeff Stoutland.....	(1).....	0.....	1.....	0.....	.000

(Based on Appearances)

## MIAMI ASSISTANT COACHES

Kevin Beard (Miami '03).....	Wide Receivers
Hurlie Brown (Miami '92).....	Linebackers
Mark D'Onofrio (Penn State '92).....	Assistant Head Coach/Defensive Coordinator
James Coley (Florida State '97).....	Offensive Coordinator, Quarterbacks
Tim Harris.....	Running Backs
Art Kehoe (Miami '82).....	Offensive Line
Randy Melvin (Eastern Illinois '82).....	Defensive Line
Larry Scott (USF '00).....	Tight Ends
Paul Williams (Delaware '96).....	Defensive Backs



# MIAMI 2014 STATISTICS



## 2014 Miami Results (6-7, 3-5 ACC)

Date.....	Result..	Opponent.....	Att.	Miami		Opp.		Offense					Defense				
				AP	USA	AP	USA	Run	Pass	Total	Passes	TO	Run	Pass	Total	Passes	TO
S1	L, 13-31	at Louisville	55,426	--	--	--	--	70	174	244	17-29-2	2	130	206	336	20-28-0	2
S6	W, 41-7	Florida A&M	48,254	--	--	--	--	198	218	416	17-30-2	3	25	89	114	6-17-0	2
S13	W, 41-20	Arkansas State	41,519	--	--	--	--	146	342	488	16-26-1	2	93	236	329	23-42-1	2
S20	L, 31-41	at Nebraska	91,585	--	--	24	22	76	359	435	28-42-2	3	343	113	456	9-13-1	2
S27	W, 22-10	Duke	44,559	--	--	--	23	203	223	426	20-34-0	2	85	179	264	22-51-2	3
O4	L, 17-28	at Georgia Tech	52,221	--	--	--	--	107	245	352	16-25-2	0	318	53	371	4-7-0	0
O11	W, 55-34	Cincinnati	43,953	--	--	--	--	335	286	621	31-60-3	3	67	355	422	17-25-0	1
O23	W, 30-6	at Virginia Tech	64,007	--	--	--	--	364	92	456	7-16-0	0	120	142	262	18-28-0	3
N1	W, 47-20	North Carolina	51,702	--	--	--	--	295	199	494	12-19-0	1	11	247	258	24-38-1	2
N15	L, 26-30	Florida State	76,530	--	--	2	2	176	316	492	16-34-1	3	114	304	418	25-42-1	3
N22	L, 13-30	at Virginia	39,112	--	--	--	--	64	263	327	20-33-1	2	195	146	341	17-25-1	1
N29	L, 23-35	Pittsburgh	61,106	--	--	--	--	125	296	421	22-45-0	0	226	134	360	8-12-0	0
D27	L, 21-24	vs. South Carolina	38,242	--	--	--	--	186	236	422	19-33-1	2	60	294	354	22-34-0	0

Duck Commander Independence Bowl, Independence Stadium, Shreveport, La.

### TEAM STATISTICS ..... Miami

SCORING.....	380	316
Points Per Game.....	29.2	24.3
Points Off Turnovers.....	197	153
FIRST DOWNS.....	258	250
Rushing.....	114	112
Passing.....	127	109
Penalty.....	17	29
RUSHING YARDAGE.....	2345	1797
Yards gained rushing.....	2649	2205
Yards lost rushing.....	304	408
Rushing Attempts.....	446	498
Average Per Rush.....	5.3	3.6
Average Per Game.....	180.4	138.2
TDs Rushing.....	19	21
PASSING YARDAGE.....	3249	2488
Comp-Att-Int.....	227-391-12	229-397-10
Average Per Pass.....	8.3	6.3
Average Per Catch.....	14.3	10.9
Average Per Game.....	249.9	191.4
TDs Passing.....	26	14
TOTAL OFFENSE.....	5594	4285
Total Plays.....	837	895
Average Per Play.....	6.7	4.8
Average Per Game.....	430.3	329.6
KICK RETURNS: # Yards.....	35-704	51-1253
PUNT RETURNS: # Yards.....	22-145	16-101
INT RETURNS: # Yards.....	10-93	12-125
KICK RETURN AVERAGE.....	20.1	24.6
PUNT RETURN AVERAGE.....	6.6	6.3
INT RETURN AVERAGE.....	9.3	10.4
FUMBLES-LOST.....	19-12	28-13
PENALTIES-Yards.....	93-827	72-636
Average Per Game.....	63.6	48.9
PUNTS-Yards.....	52-2227	66-2738
Average Per Punt.....	42.8	41.5
Net punt average.....	40.5	37.8
KICKOFFS-Yards.....	77-4654	63-3911
Average Per Kick.....	60.4	62.1
Net kick average.....	36.7	40.6
TIME OF POSSESSION/Game.....	29:29	30:26
3RD-DOWN Conversions.....	60/163	77/191
3rd-Down Pct.....	37%	40%
4TH-DOWN Conversions.....	14/23	11/22
4th-Down Pct.....	61%	50%
SACKS BY-Yards.....	27-193	21-156
MISC YARDS.....	0	80
TOUCHDOWNS SCORED.....	47	40
FIELD GOALS-ATTEMPTS.....	18-24	13-19
ON-SIDE KICKS.....	0-1	1-2
RED-ZONE SCORES.....	(38-48) 79%	(37-45) 82%
RED-ZONE TOUCHDOWNS.....	(25-48) 52%	(28-45) 62%
PAT-ATTEMPTS.....	(40-44) 91%	(37-39) 95%
ATTENDANCE.....	367,623	302,353
Games/Avg Per Game.....	7/52518	5/60471

RUSHING.....	Att.	Yds.	TD	Lg.	Avg.
Duke Johnson.....	242	1652	10	90	6.8
Joe Yearby.....	86	509	1	62	5.9
Gus Edwards.....	61	349	6	40	5.7
Stacy Coley.....	5	30	0	16	6.0
Trayone Gray.....	6	24	1	10	4.0
Ronald Regula.....	1	1	0	0	1.0
Herb Waters.....	1	0	0	0	0.0
Walter Tucker.....	1	-3	0	0	-3.0
Phillip Dorsett.....	2	-6	0	1	-3.0
Jake Heaps.....	3	-10	0	2	-3.3
TEAM.....	11	-70	0	0	-6.4
Brad Kaaya.....	27	-131	1	5	-4.9
<b>Total.....</b>	<b>446</b>	<b>2345</b>	<b>19</b>	<b>90</b>	<b>5.3</b>
<b>Opponents.....</b>	<b>498</b>	<b>1797</b>	<b>21</b>	<b>44</b>	<b>3.6</b>

PASSING.....	Cmp.	Att.	Int.	Pct.	TD	Yds.
Brad Kaaya.....	221	378	12	58.5	26	3198
Jake Heaps.....	6	12	0	50.0	0	51
Ryan Williams.....	0	1	0	0.0	0	0
<b>Total.....</b>	<b>227</b>	<b>391</b>	<b>12</b>	<b>58.1</b>	<b>26</b>	<b>3249</b>
<b>Opponents.....</b>	<b>229</b>	<b>397</b>	<b>10</b>	<b>57.7</b>	<b>14</b>	<b>2488</b>

RECEIVING.....	Rec.	Yds.	TD	Lg.	Avg.
Clive Walford.....	44	676	7	61	15.4
Duke Johnson.....	38	421	3	37	11.1
Phillip Dorsett.....	36	871	10	79	24.2
Malcolm Lewis.....	25	248	1	48	9.9
Stacy Coley.....	23	184	0	22	8.0
Braxton Berrios.....	21	232	3	33	11.0
Herb Waters.....	20	277	1	28	13.9
Joe Yearby.....	8	118	1	47	14.8
Standish Dobard.....	7	147	0	32	21.0
Gus Edwards.....	2	44	0	25	22.0
D'Mauri Jones.....	1	13	0	13	13.0
Jake O'Donnell.....	1	10	0	10	10.0
Walter Tucker.....	1	8	0	8	8.0
<b>Total.....</b>	<b>227</b>	<b>3249</b>	<b>26</b>	<b>79</b>	<b>14.3</b>
<b>Opponents.....</b>	<b>229</b>	<b>2488</b>	<b>14</b>	<b>78</b>	<b>10.9</b>

PUNTING.....	No.	Yds.	Lg.	Blk.	Avg.
Justin Vogel.....	52	2227	65	0	42.8
<b>Total.....</b>	<b>52</b>	<b>2227</b>	<b>65</b>	<b>0</b>	<b>42.8</b>
<b>Opponents.....</b>	<b>66</b>	<b>2738</b>	<b>60</b>	<b>1</b>	<b>41.5</b>

PUNT RETURNS.....	No.	Yds.	TD	Lg.	Avg.
Stacy Coley.....	15	105	0	29	7.0
Braxton Berrios.....	4	20	0	14	5.0
Phillip Dorsett.....	1	-6	0	0	-6.0
Garrett Kidd.....	1	12	0	0	12.0
Herb Waters.....	1	1	0	1	1.0
Josh Bacon.....	0	13	1	13	0.0
<b>Total.....</b>	<b>22</b>	<b>145</b>	<b>1</b>	<b>29</b>	<b>6.6</b>
<b>Opponents.....</b>	<b>16</b>	<b>101</b>	<b>0</b>	<b>34</b>	<b>6.3</b>

KICK RETURNS.....	No.	Yds.	TD	Lg.	Avg.
Stacy Coley.....	24	541	0	41	22.5
Phillip Dorsett.....	8	116	0	22	14.5
Herb Waters.....	1	17	0	17	17.0
Walter Tucker.....	1	3	0	3	3.0
Artie Burns.....	1	27	0	27	27.0
<b>Total.....</b>	<b>35</b>	<b>704</b>	<b>0</b>	<b>41</b>	<b>20.1</b>
<b>Opponents.....</b>	<b>51</b>	<b>1253</b>	<b>1</b>	<b>97</b>	<b>24.6</b>

SCORING.....	TD	FGs	PAT	Pts.
Duke Johnson.....	13	0-0	0-0	78
Michael Badgley.....	0	14-18	34-38	76
Phillip Dorsett.....	10	0-0	0-0	60
Clive Walford.....	7	0-0	0-0	42
Gus Edwards.....	6	0-0	0-0	36
Matt Goudis.....	0	4-6	6-6	18
Braxton Berrios.....	3	0-0	0-0	18
Joe Yearby.....	2	0-0	0-0	12
Malcolm Lewis.....	1	0-0	0-0	8
Tyriq McCord.....	1	0-0	0-0	6
Herb Waters.....	1	0-0	0-0	6
Brad Kaaya.....	1	0-0	0-0	6
Josh Bacon.....	1	0-0	0-0	6
Trayone Gray.....	1	0-0	0-0	6
TEAM.....	0	0-0	0-0	2
<b>Total.....</b>	<b>47</b>	<b>18-24</b>	<b>40-44</b>	<b>380</b>
<b>Opponents.....</b>	<b>40</b>	<b>13-19</b>	<b>37-39</b>	<b>316</b>

TACKLES.....	Solo	Ast.	Tot.
Denzel Perryman.....	79	31	110
Jermaine Grace.....	36	24	60
T. Armbrister.....	38	18	56
N. Fentress.....	36	19	55
Raphael Kirby.....	28	26	54
Deon Bush.....	39	14	53
Tyriq McCord.....	28	20	48
A. Chickillo.....	20	21	41
Artie Burns.....	24	16	40
Dallas Crawford.....	17	18	35
Corn Elder.....	25	9	34
Ufomba Kamalu.....	21	13	34
Olsen Pierre.....	20	12	32
Ladarius Gunter.....	21	7	28
Jamal Carter.....	15	11	26
C. Heurtelou.....	8	17	25
Darrion Owens.....	11	12	23
Tracy Howard.....	16	4	20
A. Crawford.....	17	2	19
Trent Harris.....	9	6	15
Courtlet Jenkins.....	7	7	14
Michael Wyche.....	3	6	9
Chad Thomas.....	3	4	7
Justin Vogel.....	5	.	5

INTERCEPTIONS.....	No.	Yds.	TD	Lg.
Deon Bush.....	2	0	0	0
Ladarius Gunter.....	2	18	0	18
Raphael Kirby.....	2	9	0	10
Denzel Perryman.....	1	20	0	20
Tracy Howard.....	1	0	0	0
Jamal Carter.....	1	0	0	0
Tyriq McCord.....	1	46	1	46
<b>Total.....</b>	<b>10</b>	<b>93</b>	<b>1</b>	<b>46</b>
<b>Opponents.....</b>	<b>12</b>	<b>125</b>	<b>0</b>	<b>61</b>



## 2015 North Carolina Schedule

Date	Opponent	Series Record	Series Began	Series Last Meeting	Stadium (Capacity)	Site
Sept. 3	South Carolina (ESPN), 6 pm	34-19-4	1903	2013, aL 27-10	Bank of America Stadium (73,778)	Charlotte, N.C.
Sept. 12	N.C. A&T (ESPN3), 6 pm			First Meeting	Kenan Stadium (63,000)	Chapel Hill, N.C.
Sept. 19	Illinois (ESPN or 2), Noon	2-0-0	1971	1987, hW 34-14	Kenan Stadium (63,000)	Chapel Hill, N.C.
Sept. 26	Delaware			First Meeting	Kenan Stadium (63,000)	Chapel Hill, N.C.
Oct. 3	at Georgia Tech	19-28-3	1915	2014, hW 48-43	Bobby Dodd Stadium (55,000)	Atlanta, Ga.
Oct. 17	Wake Forest	68-35-2	1888	2012, aL 28-27	Kenan Stadium (63,000)	Chapel Hill, N.C.
Oct. 24	Virginia	61-54-4	1892	2014, aW 28-27	Kenan Stadium (63,000)	Chapel Hill, N.C.
Oct. 29	at Pitt (ESPN), 7 pm	6-3-0	1974	2014, hW 40-35	Heinz Field (68,400)	Pittsburgh, Pa.
Nov. 7	Duke	59-37-4	1888	2014, aW 45-20	Kenan Stadium (63,000)	Chapel Hill, N.C.
Nov. 14	Miami	11-7-0	1946	2014, aL 47-20	Kenan Stadium (63,000)	Chapel Hill, N.C.
Nov. 21	at Virginia Tech	11-20-6	1895	2014, hL 34-17	Lane Stadium (65,632)	Blacksburg, Va.
Nov. 28	at NC State	65-33-6	1894	2014, hL 35-7	Carter-Finley Stadium (57,600)	Raleigh, N.C.

### 2014 In Review

Larry Fedora's third season in Chapel Hill showcased a UNC offense that was explosive and productive led by **QB Marquise Williams**...Williams' total of 3,856 total yards was the 10th-best total in league history...UNC rebounded from a four-game losing streak to win four of its next five and earn its second straight bowl invitation...But the Tar Heels then dropped their final two games of the year to finish 6-7 overall and 4-4 in the ACC...Besides being young and inexperienced in both offensive and defensive lines, the main culprit was a defensive unit which gave up an ACC-record 6,472 yards... Williams, who also accounted for 34 TDs rushing and passing, earned 2nd-team All-ACC honors while **WR Ryan Switzer** (51 catches) and **G Landon Turner** were 3rd-team selections...**WR Mack Hollins** (17.5 avg., 8 TDs), **DT Ethan Farmer** and **CB Brian Walker** were Honorable Mention All-ACC while **DE Dajun Drennon** and **DT Nazair Jones** were named Honorable Mention Freshmen All-Americans.

### Who's Gone

UNC only lost seven starters, just one on offense and four on defense, as well as **P Tommy Hibbard** and **PK Thomas Moore**...On offense only **TE Jack Tabb** is missing, while defensively **Farmer**, **Bandit Nortkeius Otis**, **LB Travis Hughes** and **CB Tim Scott** will need to be replaced.

### The Schedule

North Carolina will face eight teams that went to bowl games last fall, beginning with a season-opener against border state rival South Carolina in Charlotte...UNC will also have to travel to Coastal rivals Georgia Tech and Virginia Tech, as well as arch-rival NC State.

### 2015 Preview

North Carolina should again be good on offense with 10 starters returning led by Williams, WRs Switzer, Hollins, **Quinshad Davis** and **Bug Howard** and a running back corps led by **T.J. Logan** (582 yds) but including **Ellijah Hood**, **Romar Morris** and **Khris Francis**...Most importantly all five starters on the offensive line also return and four of them--**Ts Jonathan Heck** and **John Ferranto**, **G Caleb Peterson** and **C Lucas Crowley**--are juniors joining senior **G Turner**, though sophomore **Bentley Spain** emerged from spring as the starter at LT while sophomore **G Jared Cohen** is pushing Peterson for playing time...Talented backup **QB Mitch Trubisky** also returns to provide quality depth...It is on defense, though, that the Tar Heels must improve in order to challenge for the Coastal Division title...New coordinator and former Auburn head coach **Gene Chizik** brings with him a new 4-3 defensive scheme and the credentials to improve a unit that was ranked 117th in total defense last fall...Chizik will have a couple of young, promising players in Drennon (5.5 TFLs) and Nazair (7.5 TFLs) who saw significant action as freshmen...Senior **DT Justin Thomason** also returns upfront where he started all 13 games a year ago...Also returning is **DE Junior Gnonkonde**, **DE Jeremiah Clarke** and **DT Tyler Powell** and they will be pushed by January enrollee **Jalen Dalton**...Senior **LB Jeff Schoettmer** (74 tackles, 6 TFLs) was the second leading tackler on the team a year ago and returns to lead a LB corps that includes **Shakeel Rashad**, **Joe Jackson**, **Cayson Collins**, **Tyrell Tomlin**, **Cole Holcomb** and January enrollee **Andre Smith**...Two of the three starting CBs return in **Brian Walker** (3 INTs) and **Des Lawrence** (71 tackles), but they ended spring in battles with **M.J. Stewart** and **Malik Simmons** (34 tackles at Ram) for starting honors, while **Sam Smiley** (52 tackles, 1 INT) heads into the fall as the leader at free safety with freshman **J.K. Britt** and junior **Dominique Green** (41 tackles) in the running at strong safety.

## Roster Breakdown

### Returning Starters (17)

#### Offense (10) ..... 2014. Career

Pos	Name	Starts	Starts
WR	Quinshad Davis, Sr.	11	33
WR	Mack Hollins, Jr.	9	9
WR	Ryan Switzer, Jr.	9	9
T	Jonathan Heck, Jr.-R.	11	24
T	John Ferranto, Jr.-R.	13	13
G	Caleb Peterson, Jr.-R.	11	23
G	Landon Turner, Sr.	11	28
C	Lucas Crowley, Jr.	12	13
QB	Marquise Williams, Sr.	13	19
RB	T.J. Logan, Jr.	9	14

#### Defense (7) ..... 2014. Career

Pos	Name	Starts	Starts
DE	Dajun Drennon, So.	13	13
DT	Justin Thomason, Sr.	13	13
LB	Jeff Schoettmer, Sr.-R.	13	24
Ram	Malik Simmons, Sr.	5	15
CB	Brian Walker, Jr.	12	14
CB	Des Lawrence, Jr.	12	12
S	Dominique Green, Jr.	9	22

#### Specialists (0) ..... 2014. Career

Pos.	Name	Starts	Starts
TE	Jack Tabb	13	23

### Starters Lost (7)

#### Offense (1) ..... 2014. Career

Pos.	Name	Starts	Starts
TE	Jack Tabb	13	23

#### Defense (4) ..... 2014. Career

Pos.	Name	Starts	Starts
DT	Ethan Farmer	13	26
B	Nortkeius Otis	10	20
LB	Travis Hughes	12	27
CB	Tim Scott	13	46

#### Specialists (2) ..... 2014. Career

Pos.	Name	Starts	Starts
P	Tommy Hibbard, So.	13	38
PK	Thomas Moore, Sr.-R.	13	13

### Quick Facts

Location	Chapel Hill, N.C.
Founded	1789
Enrollment	18,370 (undergraduates only)
Chancellor	Dr. Carol Holt
Director of Athletics	Bubba Cunningham
Stadium	Kenan Memorial
Capacity	63,000
2014 Overall Record	6-7
2014 ACC Record	4-4
2014 ACC Finish	Tied 3rd Coastal Division

### North Carolina Tar Heels

Lettermen Returning	47
Offensive Lettermen Returning	23
Defensive Lettermen Returning	23
Specialists Lettermen Returning	1
Lettermen Lost	18
Offensive Lettermen Lost	8
Defensive Lettermen Lost	7
Specialists Lettermen Lost	3

### Returning Production Index

(Percentage of 2014 Statistics Returning)	
% Passing Returning	.504
% Rushing Returning	.992
% Receiving Returning	.860
% Receiving Yds Ret.	.837
% Scoring Returning	.838
% Kickoff Returns	.939
% Punt Returns	1.000
% Tackles Returning	.707
% Turnovers Forced	.870

### Numbers & Notes

**1st** - North Carolina senior **G Landon Turner** was selected a first-team preseason All-American by Phil Steele's preseason football magazine.

**5** - As a sophomore in 2014, **WR Ryan Switzer** finished 5th in the ACC in pass receptions in with 61 catches. As a freshman in 2013, he tied the NCAA record for most punt returns in a season for touchdowns with five.

**21** - **WR Quinshad Davis** heads into his senior year with 21 career touchdown receptions, the most of any returning ACC pass receiver and ties for the second-highest total of any returning receivers in the NCAA's FBS.

**34** - **QB Marquise Williams** passed and ran for 34 touchdowns last fall. That TDR mark led the ACC, set a school record, and tied for the 9th-best single-season total in ACC history.

**35.4** - **Larry Fedora's** North Carolina teams have averaged 35.4 points a game in his 38 games as head coach. In the 13 seasons before Fedora arrived in Chapel Hill, UNC averaged just 23.3 points per game.

**68** - Junior **C Lucas Crowley**, whose jersey number is No. 68, was one of five ACC pivotmen selected to the preseason watch list for the 2015 Rimington Trophy. The Rimington is presented annually to the nation's best center.



# NORTH CAROLINA CAREER LEADERS, ALPHABETICAL ROSTER



TOTAL OFFENSE	Rush	Pass	TDR	Total
1. Darian Durant (2001-04)	875	875	79	9630
2. T.J. Yates (2007-10)	333	9377	65	9044
3. Bryn Renner (2010-13)	-7	8221	68	8128
<b>4. Marquise Williams (2012-**)</b>	<b>1510</b>	<b>4893</b>	<b>57</b>	<b>6403</b>
5. Ronald Curry (1998-01)	1249	4987	41	6236
6. Jason Staniccek (1991-94)	814	4683	34	5497
7. Charlie Justice (1946-49)	2634	2249	64	4883
8. Mike Thomas (1991-95)	285	4368	25	4653
9. Amos Lawrence (1977-80)	4391	35	29	4426
10. Mike Voight (1973-76)	3971	0	42	3971

PASSING YARDAGE	Comp	Att	Pct	TD	Yards
1. T.J. Yates (2007-10)	795	1277	.622	58	9377
2. Darian Durant (2001-04)	701	1159	.604	68	8755
3. Bryn Renner (2010-13)	668	1005	.665	64	8221
4. Ronald Curry (1998-01)	345	695	.496	28	4987
<b>5. Marquise Williams (2012-**)</b>	<b>406</b>	<b>662</b>	<b>.613</b>	<b>37</b>	<b>4893</b>
6. Jason Staniccek (1991-94)	372	622	.598	26	4683
7. Mike Thomas (1991-95)	302	578	.522	22	4368
8. Matt Kupec (1976-79)	305	552	.552	33	3840
9. Chris Keldorf (1996-97)	305	519	.587	35	3795
10. Mark Maye (1984, 86-87)	263	468	.561	20	3459

RECEIVING YARDAGE	Recp	TD	Avg	Yards
1. Hakeem Nicks (2006-08)	181	21	15.69	2840
2. Corey Holliday (1990-93)	155	7	15.79	2447
3. Octavus Barnes (1994-97)	129	17	18.59	2398
4. Sam Aiken (1999-02)	146	15	15.10	2205
5. Dwight Jones (2008-11)	152	16	14.23	2163
6. Na Brown (1995-98)	165	14	12.64	2086
Erik Highsmith (2009-12)	167	15	12.49	2086
8. L.C. Stevens (1995-98)	120	13	16.68	2002
<b>9. Quinshad Davis (2012-**)</b>	<b>150</b>	<b>21</b>	<b>13.17</b>	<b>1976</b>
10. Jarwarski Pollock (2002-05)	177	9	11.06	1958

RUSHING	Att	TD	Avg	Yards
1. Amos Lawrence (1977-80)	881	28	4.98	4391
2. Mike Voight (1973-76)	826	42	4.81	3971
3. Leon Johnson (1993-96)	802	43	4.60	3693
4. Kelvin Bryant (1979-82)	599	32	5.45	3267
5. Don McCauley (1968-70)	603	29	5.26	3172
6. Natrone Means (1990-92)	605	22	5.08	3074
Ethan Horton (1981-84)	504	22	6.10	3074
8. Charlie Justice (1946-49)	526	28	5.01	2634
9. Tyrone Anthony (1980-83)	464	19	5.42	2516
10. Giovani Bernard (2011-12)	423	25	5.87	2481

RECEPTIONS	Yards	TD	Avg	Rec
1. Hakeem Nicks (2006-08)	2840	21	15.69	181
2. Jarwarski Pollock (2002-05)	1958	9	11.06	177
3. Erik Highsmith (2009-12)	2086	15	12.49	167
4. Na Brown (1995-98)	2086	14	12.64	165
5. Corey Holliday (1990-93)	2447	7	15.79	155
6. Dwight Jones (2008-11)	2163	16	14.23	152
7. Leon Johnson (1993-96)	1288	4	8.53	151
<b>8. Quinshad Davis (2012-**)</b>	<b>1976</b>	<b>21</b>	<b>13.17</b>	<b>150</b>
9. Sam Aiken (1999-02)	2205	15	15.10	146
10. Kory Bailey (1998-01)	1939	14	13.95	139

SCORING	Points
1. Casey Barth (2008-12)	358
2. Leon Johnson (1993-96)	306
2. Josh McGee (1996-99)	306
4. Mike Voight (1973-76)	254
5. Charlie Justice (1946-49)	234
6. Tripp Pignetti (1991-94)	231
7. Kelvin Bryant (1979-82)	228
8. Natrone Means (1990-92)	214
9. Clint Gwaltney (1988-91)	211
10. Don McCauley (1968-70)	210

No.	Name	Pos.	Ht.	Wt.	Yr.	Hometown
31	Cameron Albright	S	6-1	210	Fr.-R	Kennesaw, Ga.
4	* Allen Artis	S	6-1	205	So.	Marietta, Ga.
51	Alex Bales	LB	6-3	225	Jr.-R	Kansas City, Mo.
45	* Mikey Bart	DE	6-3	270	Jr.	Buford, Ga.
29	Jeff Battle	S	6-1	205	Sr.	Lenoir, N.C.
64	Thomas Bernhardt	C	6-3	290	So.-R	Raleigh, N.C.
24	Ayden Bonilla	S	6-1	210	Fr.-R	Woodstock, Ga.
31	Blake Bozynski	P	6-1	190	So.-R	Winston-Salem, N.C.
21	J.K. Britt	S	6-0	190	Fr.	Newnan, Ga.
27	* Charles Brunson	TB	5-11	205	Jr.-R	Winston-Salem, N.C.
18	Josh Cabrera	WR	6-3	205	Fr.-R	Jacksonville, N.C.
53	Malik Carney	DE	6-3	220	Fr.-R	Alexandria, Va.
49	Jeremiah Clarke	DT	6-5	310	Fr.-R	Alexandria, Va.
65	* Jared Cohen	OG	6-3	305	So.	Owings Mills, Md.
11	Kanler Coker	QB	6-4	220	Jr.-R	Flowery Branch, Ga.
23	* Cayson Collins	LB	6-1	235	So.	Charlotte, N.C.
66	Myers Colvin	OT	6-5	315	Sr.-R	Fayetteville, N.C.
61	Hunter Crafford	DS/LB	6-2	225	So.	Greenville, N.C.
40	Ben Craig	DB	5-10	180	Jr.	Huntersville, N.C.
68	** Lucas Crowley	C	6-3	290	Jr.	Ponte Vedra, Fla.
97	Jalen Dalton	DE	6-6	260	Fr.	Clemmons, N.C.
90	Corbin Daly	P	6-3	200	Fr.-R	Charlotte, N.C.
74	** Will Dancy	OG	6-4	310	Sr.	Graham, N.C.
19	* Kedrick Davis	CB	5-10	180	Jr.-R	Charlotte, N.C.
14	** Quinshad Davis	WR	6-4	210	Sr.	Gaffney, S.C.
84	Ian Dibble	DT	6-1	230	Jr.-R	Charlotte, N.C.
25	Jalen Dickerson	CB	5-11	185	So.	Richlands, N.C.
28	Dante DiMaggio	WR	6-2	195	So.	Apex, N.C.
93	Robert Dinkins	DT	6-1	270	Fr.-R	Charlotte, N.C.
16	* Alex Dixon	CB	6-0	195	Sr.-R	Clearwater, Fla.
17	* Dajaun Drennon	DE	6-4	250	So.-R	Clementon, N.J.
77	** John Ferranto	OT	6-6	295	Jr.-R	Burlington, N.J.
88	Jordan Fiulleteau	WR	6-3	210	So.-R	Raleigh, N.C.
1	* Khris Francis	TB	5-9	200	Jr.	Durham, N.C.
82	Brandon Fritts	TE	6-4	240	Fr.-R	Mentor, Ohio
44	** Junior Gnonkonde	DE	6-4	260	Jr.-R	Lakeland, Ga.
26	** Dominique Green	S	5-11	190	Jr.	Laurinburg, N.C.
71	** Jon Heck	OT	6-7	300	Jr.-R	Jacksonville, Fla.
6	Caleb Henderson	QB	6-3	215	Fr.-R	Burke, Va.
73	Brad Henson	C/OG	6-5	295	So.-R	Surf City, N.J.
63	Harris Hite	OT	6-6	295	Sr.	Apex, N.C.
34	Cole Holcomb	LB	6-0	210	So.	New Smyrna Beach, Fla.
13	** Mack Hollins	WR	6-4	210	Jr.-R	Rockville, Md.
34	* Elijah Hood	TB	6-0	220	So.	Charlotte, N.C.
84	** Bug Howard	WR	6-5	210	Jr.	Rochelle, Ga.
32	* Joe Jackson	LB	6-2	225	Jr.	Jacksonville, Fla.
48	Thomas Jackson	WR	5-11	195	So.	Charlotte, N.C.
37	** T.J. Jiles	CB	5-11	180	Sr.	Cape Coral, Fla.
98	Freeman Jones	PK	6-0	195	Fr.-R	Bunn, N.C.
90	* Nazair Jones	DT	6-5	300	So.-R	Roanoke Rapids, N.C.

No.	Name	Pos.	Ht.	Wt.	Yr.	Hometown
2	** Des Lawrence	CB	6-1	185	Jr.	Charlotte, N.C.
8	** T.J. Logan	TB	5-10	185	Jr.	Greensboro, N.C.
23	Joey Mangili	P	6-3	205	Jr.-R	Durham, N.C.
47	* Dan Mastromatteo	LB	6-2	235	Jr.-R	Absecon, N.J.
15	* Donnie Miles	S	5-11	205	So.-R	Lawrenceville, Ga.
5	Juval Mollette	WR	6-4	205	Fr.	Randleman, N.C.
12	Andrew Moore	CB	5-11	190	Jr.-R	Chapel Hill, N.C.
21	** Romar Morris	TB	5-10	190	Sr.-R	Salisbury, N.C.
60	Kyle Murphy	DS	6-2	225	So.	Charlotte, N.C.
20	Will O'Brian	PK	6-1	190	So.-R	Asheboro, N.C.
85	Devin Perry	WR	6-2	195	Fr.-R	Memphis, Tenn.
70	** Dale Peterson	OG	6-5	300	Jr.-R	Auburn, Ala.
52	Kemmi Pettway	LB	6-2	240	So.-R	Charlotte, N.C.
57	Marlon Petty	LB	6-0	190	So.	McLeansville, N.C.
95	* Tyler Powell	DT	6-4	290	So.	Midlothian, Va.
48	Shaquille Price	CB	6-1	210	Jr.	Irmo, S.C.
76	* R.J. Prince	OT	6-6	320	So.-R	Albemarle, N.C.
7	* Austin Proehl	WR	5-10	175	So.	Charlotte, N.C.
42	** Shakeel Rashad	LB	6-2	245	Sr.	Jacksonville, Fla.
17	Anthony Ratliff-Williams	QB	6-1	195	Fr.	Matthews, N.C.
35	Chris Ripberger	DB	5-11	190	So.	Greensboro, N.C.
43	** Jessie Rogers	DE	6-4	270	Sr.	Arlington, Texas
30	Tyler Royal	TB	5-11	195	Jr.	Faison, N.C.
67	Caleb Samuel	OT	6-5	290	Fr.-R	Macon, Ga.
10	** Jeff Schoettmer	LB	6-2	235	Sr.-R	Dallas, Texas
11	** Malik Simmons	DB	5-11	190	Sr.	Lehigh Acres, Fla.
81	** Kendrick Singleton	WR	6-2	205	Sr.	Maccleeny, Fla.
3	** Sam Smiley	S	5-11	190	Sr.-R	Jacksonville, Fla.
56	Andre Smith	LB	6-0	235	Fr.	Jacksonville, Fla.
75	* Bentley Spain	OT	6-6	300	So.	Charlotte, N.C.
6	* M.J. Stewart	CB	5-11	200	So.	Arlington, Va.
89	Dalton Stogner	WR	6-4	200	Jr.-R	Dallas, Texas
91	Jonathan Sugg	DT	6-2	225	So.	Greensboro, N.C.
51	William Sweet	OT	6-7	285	Fr.	Jacksonville, Fla.
3	** Ryan Switzer	WR	5-10	185	Jr.	Charleston, W.Va.
98	** Justin Thomason	DT	6-4	290	Sr.	McDonough, Ga.
10	* Mitch Trubisky	QB	6-3	215	So.-R	Mentor, Ohio
69	Jonathan Trull	OG	6-4	300	So.	Charlotte, N.C.
86	Carl Tucker	TE	6-2	225	Fr.	Cornelius, N.C.
78	** Landon Turner	OG	6-4	325	Sr.	Harrisonburg, Va.
62	Mark Uptegraff	OG	6-2	295	So.	Charlotte, N.C.
72	Mason Veal	OG	6-5	290	Fr.	Charlotte, N.C.
87	Taylor Vippolis	WR	5-9	175	Jr.	Stony Point, N.Y.
5	** Brian Walker	CB	5-11	185	Jr.	Charlotte, N.C.
35	** Damien Washington	WR	6-1	190	Sr.	Kannapolis, N.C.
24	** Nick Weiler	PK	6-0	190	Jr.	Fairfax Station, Va.
12	** Marquise Williams	QB	6-2	220	Sr.	Charlotte, N.C.
9	Ty'Son Williams	TB	6-0	220	Fr.	Sumter, S.C.

\* Denotes letter earned; R- Denotes redshirt year.





## Larry Fedora Head Coach

(Austin College '85)

Record at UNC: 21-17 (.553), 3 Years

Overall: 55-36 (.604), 7 Years

Born: September 10, 1962

Beginning his fourth season as head coach at North Carolina, Larry Fedora has established the Tar Heels as an exciting, offensive football program that resulted in a 21-17 mark, while averaging 35 points and 446 yards of total offense. He became the first UNC head coach to have back-to-back winning seasons in his first two years on the job in 76 years and has taken the Tar Heels to back-to-back bowl games. His fast-paced, wide-open offense, resulted in the Tar Heels' topping the 30-point mark 24 times in 38 games, scoring more than 50 points four times. In 2012, UNC set school records for most points scored (487), most points per game (40.6) and most yards per game of total offense (485.6). His first three Tar Heel teams bettered the previous single-season school record for scoring, totalling 287 points in 2012, 425 points in 2013 and 431 points in 2014. UNC had previously only scored over 400 points in a season once, netting 421 points in 1993. Fedora was named UNC's 35th head coach and only its 11th since the ACC was formed, after leading Southern Miss to the 2011 Conference USA championship. He guided the Golden Eagles to a four-year, 34-19 overall record. That included a 12-2 mark in 2011 and four consecutive bowl game appearances. In 2011, USM concluded one of the program's best regular seasons by knocking off previously unbeaten and then-No. 6 ranked Houston, 49-28, in the CUSA title game and beating Nevada in the Hawaii Bowl. USM was ranked 19th by USA Today and 20th by AP. In six seasons as a head coach, Fedora has compiled a 55-36 overall record. In three of his four years in Hattiesburg, the Golden Eagles established a school record for total offense. He has taken his teams to bowl games six times in seven seasons. Prior to Southern Miss, Fedora, a veteran of 23 years in college coaching, spent three years as offensive coordinator at Oklahoma State (2005-07), three seasons as an assistant at Florida (2002-04); three years as offensive coordinator at Middle Tennessee State (1999-2001) and nine years as an assistant at Air Force (1997-98) and Baylor (1990-96). Fedora is a 1985 graduate of Austin College in Sherman, Texas, where he began his collegiate coaching career as a graduate assistant in 1986.



## North Carolina Coaches and Records

### OVERALL WON/LOSS RECORDS

No.	Head Coach	Years	W	L	T	Pct
1.	Hector Cowan	(1) 1889	2	2	0	.500
2.	V.K. Irvine	(1) 1894	6	3	0	.667
3.	T.C. Trenchard	(4) 1895, 1913-15	26	9	2	.730
4.	Gordon Johnston	(1) 1896	3	4	1	.438
5.	W.A. Reynolds	(4) 1897-1900	27	7	4	.763
6.	Charles Jenkins	(1) 1901	7	2	0	.778
7.	H.B. Olcott	(2) 1902-1903	11	4	3	.694
8.	R.R. Brown	(1) 1904	5	2	2	.667
9.	William Warner	(1) 1905	4	3	1	.563
10.	W.S. Keinholz	(1) 1906	1	4	2	.286
11.	Otis Lamson	(1) 1907	4	4	1	.500
12.	Edward Green	(1) 1908	3	3	3	.500
13.	A.E. Brides	(2) 1909-1910	8	8	0	.500
14.	Branch Bock	(1) 1911	6	1	1	.813
15.	W.C. Martin	(1) 1912	3	4	1	.438
16.	Thomas Campbell	(2) 1916, 1919	9	7	1	.559
17.	M.E. Fuller	(1) 1920	2	6	0	.250
19.	Bob & Bill Fetzer	(5) 1921-1925	30	12	4	.696
20.	Chuck Collins	(8) 1926-1933	38	31	9	.545
21.	Carl Snavelly	(10) 34-35, 45-52	59	35	4	.621
22.	Ray Wolf	(6) 1936-1941	38	17	3	.681
23.	Jim Tatum	(4) 1942, 56-58	19	17	3	.526
24.	Tom Young	(1) 1943	6	3	0	.667
25.	Gene McEver	(1) 1944	1	7	0	.125
26.	George Barclay	(3) 1953-1955	11	18	1	.383
27.	Jim Hickey	(8) 1959-1966	36	45	0	.444
28.	Bill Dooley	(11) 1967-1977	69	53	2	.565
29.	Dick Crum	(10) 1978-1987	72	41	3	.634
30.	Mack Brown	(10) 1988-1997	69	46	1	.599
31.	Carl Torbush	(3) 1998-2000	17	18	0	.486
32.	John Bunting	(6) 2001-2006	27	45	0	.375
33.	Butch Davis	(4) 2007-2010	28	23	0	.549
34.	Everett Withers	(1) 2011	7	6	0	.538
35.	Larry Fedora	(3) 2012-2014	21	17	0	.553

### CONFERENCE GAMES ONLY

Rk.	Head Coach	Years	W	L	T	Pct
1.	Dick Crum	(10) 1978-1987	38	24	1	.611
2.	Bill Dooley	(11) 1967-1977	38	28	2	.582
3.	Larry Fedora	(3) 2012-2014	13	11	0	.542
4.	Mack Brown	(10) 1988-1997	40	35	1	.533
5.	George Barclay	(3) 1953-1955	9	8	0	.529
6.	Jim Hickey	(8) 1959-1966	28	25	0	.528
7.	Jim Tatum	(3) 1956-1958	10	9	1	.525
8.	Butch Davis	(4) 2007-2010	15	17	0	.468
9.	Carl Torbush	(3) 1998-2000	10	14	0	.417
10.	John Bunting	(6) 2001-2006	18	30	0	.375
11.	Everett Withers	(1) 2011	3	5	0	.375

(Based on Winning Percentage)

### BOWL GAMES ONLY

Head Coach	Bowls	W	L	T	Pct
Dick Crum	(6)	4	2	0	.667
Bill Dooley	(6)	1	5	0	.167
Mack Brown	(5)	3	2	0	.600
Butch Davis	(3)	1	2	0	.333
Carl Snavelly	(3)	0	3	0	.000
Carl Torbush	(2)	2	0	0	1.000
John Bunting	(2)	1	1	0	.500
Larry Fedora	(2)	1	1	0	.500
Jim Hickey	(1)	1	0	0	1.000
Everett Withers	(1)	0	1	0	.000

(Based on Appearances)

## Fedora by the Numbers

Year	School	.AP/USA	.ACC	.Finish	.....All	.....Pct.
2008	S.Miss	--/--			7-6-0	.538
2009	S.Miss	--/--			7-6-0	.538
2010	S. Miss	--/--			8-5-0	.615
2011	S.Miss	19/20			12-2-0	.857
2012	UNC	5-3	T1stC		8-4-0	.667
2013	UNC	4-4	5thC		7-6-0	.538
2014	UNC	4-4	T3rdC		6-7-0	.462
<b>North Carolina: 3 Yrs.... 13-11 ... (.542) .. 21-17-0 ..... (.553)</b>						
<b>Southern Miss: 4 Yrs ..... 34-19-0 ..... (.642)</b>						
<b>Overall Record: 7 Yrs .... 13-11 ... (.542) .. 55-36-0 ..... (.604)</b>						

### Record Versus ACC Schools:

vs. Boston College	..... 1-0	vs. Miami	..... 1-2
vs. Clemson	..... 0-1	vs. NC State	..... 2-1
vs. Duke	..... 1-2	vs. Pitt	..... 2-0
vs. Georgia Tech	..... 1-2	vs. Virginia	..... 5-0
vs. Maryland	..... 1-0	vs. Virginia Tech	..... 1-2
		vs. Wake Forest	..... 0-1

## NORTH CAROLINA ASSISTANT COACHES

Gunter Brewer (Wake Forest '87)	..... Co-Offensive Coordinator/ Wide Receivers
Gene Chizik (Florida '85)	..... Defensive Coordinator
Keith Heckendorf (St. Cloud St. '04)	..... Quarterbacks
Chris Kapilovic (Missouri State '92)	..... Associate Head Coach/Co-Off. Coord./OL
Seth Littrell (Oklahoma '00)	..... Assistant Head Coach, Offense/Tight Ends
John Papuchis (Virginia Tech '01)	..... Linebackers
Larry Porter (Memphis '96)	..... Special Teams Coordinator/Running Backs
Tray Scott (Arkansas Tech '08)	..... Defensive Line
Charleton Warren (Air Force '99)	..... Defensive Backs



# NORTH CAROLINA 2014 STATISTICS



## 2014 North Carolina Results (6-7, 4-4 ACC)

Date.....	Result .....	Opponent .....	Att.	UNC		Opp.		Offense					Defense				
				AP	USA	AP	USA	Run	Pass	Total	Passes	TO	Run	Pass	Total	Passes	TO
A30.....	W, 56-29	Liberty	51,000	23	23	--	--	208	235	443	29-45-3	4	157	189	346	16-33-2	6
S6.....	W, 31-27	San Diego State	58,000	21	23	--	--	131	263	394	21-31-1	1	168	341	509	23-39-3	3
S20.....	L, 41-70	at East Carolina	51,082	--	25	--	--	145	294	439	24-43-1	1	343	446	789	32-51-1	1
S27.....	L, 35-50	at Clemson	79,155	--	--	--	--	84	394	478	30-49-1	1	92	436	528	28-39-1	1
O4.....	L, 17-34	Virginia Tech	60,000	--	--	--	--	125	198	323	18-37-1	3	171	186	357	18-27-1	1
O11.....	L, 43-50	at Notre Dame	80,795	--	--	6	5	195	326	521	25-42-1	2	219	300	519	21-38-1	3
O18.....	W, 48-43	Georgia Tech	53,000	--	--	--	--	189	390	579	38-47-1	1	376	235	611	8-18-0	1
O25.....	W, 28-27	at Virginia	45,200	--	--	--	--	99	275	374	16-29-1	1	159	284	443	21-41-2	2
N1.....	L, 20-47	at Miami	51,702	--	--	--	--	6	252	258	24-38-1	2	295	199	494	12-19-0	1
N15.....	W, 40-35	Pittsburgh	53,000	--	--	--	--	226	276	502	23-40-0	0	305	218	523	11-16-0	1
N20.....	W, 45-20	at Duke	33,941	--	--	--	--	315	276	591	18-27-0	3	116	262	378	22-40-1	3
N29.....	L, 7-35	NC State	53,000	--	--	--	--	30	177	207	17-35-2	2	388	66	454	9-11-0	0
D26.....	L, 21-40	vs. Rutgers	23,876	--	--	--	--	219	263	482	32-46-0	2	340	184	524	9-20-0	0

Quick Lane Bowl, Ford Field, Detroit, Mich.

TEAM STATISTICS.....	UNC	OPP
SCORING.....	432	507
Points Per Game.....	33.2	39.0
Points Off Turnovers.....	477	362
FIRST DOWNS.....	311	316
Rushing.....	128	154
Passing.....	158	138
Penalty.....	25	24
RUSHING YARDAGE.....	1973	3126
Yards gained rushing.....	2411	3383
Yards lost rushing.....	438	257
Rushing Attempts.....	496	599
Average Per Rush.....	4.0	5.2
Average Per Game.....	151.8	240.5
TDs Rushing.....	26	33
PASSING YARDAGE.....	3614	3346
Comp-Att-Int.....	315-509-13	509-13230-392-12
Average Per Pass.....	7.1	8.5
Average Per Catch.....	11.5	14.5
Average Per Game.....	278.0	257.4
TDs Passing.....	29	31
TOTAL OFFENSE.....	5587	6472
Total Plays.....	1005	991
Average Per Play.....	5.6	6.5
Average Per Game.....	429.8	497.8
KICK RETURNS: #-Yards 49-1046	34-592	34-592
PUNT RETURNS: #-Yards 38-173	14-58	14-58
INT RETURNS: #-Yards 12-232	13-106	13-106
KICK RETURN AVERAGE.....	21.3	17.4
PUNT RETURN AVERAGE.....	4.6	4.1
INT RETURN AVERAGE.....	19.3	8.2
FUMBLES-LOST.....	23-10	16-11
PENALTIES-Yards.....	99-821	80-646
Average Per Game.....	63.2	49.7
PUNTS-Yards.....	69-2784	61-2536
Average Per Punt.....	40.3	41.6
Net punt average.....	38.6	38.1
KICKOFFS-Yards.....	76-4868	89-5455
Average Per Kick.....	64.1	61.3
Net kick average.....	42.1	38.9
TIME OF POSSESSION/Game 25:28	34:32	34:32
3RD-DOWN Conversions ... 84/198	95/194	95/194
3rd-Down Pct.....	42%	49%
4TH-DOWN Conversions ..... 11/23	10/12	10/12
4th-Down Pct.....	48%	83%
SACKS BY-Yards.....	22-128	28-213
MISC YARDS.....	20	-1
TOUCHDOWNS SCORED.....	60	67
FIELD GOALS-ATTEMPTS ..6-13	12-17	12-17
ON-SIDE KICKS.....	3-6	0-3
RED-ZONE SCORES.....(46-55) 84%	(48-54) 89%	(48-54) 89%
RED-ZONE TOUCHDOWNS (40-55) 73%	(39-54) 72%	(39-54) 72%
PAT-ATTEMPTS.....(52-55) 95%	(61-62) 98%	(61-62) 98%
ATTENDANCE.....	328000	341875
Games/Avg Per Game.....	6/54667	6/56979
Neutral Site Games.....	1/23876	

RUSHING.....	Att.	Yds.	TD	Lg.	Avg.
Marquise Williams.....	193	788	13	52	4.1
T.J. Logan.....	119	582	3	47	4.9
Romar Morris.....	65	278	4	20	4.3
Elijah Hood.....	67	259	4	23	3.9
Charles Brunson.....	12	77	2	17	6.4
Mitch Trubisky.....	11	30	0	16	2.7
Ryan Switzer.....	8	29	0	13	3.6
Khris Francis.....	12	26	0	6	2.2
Austin Proehl.....	1	0	0	0	0.0
Joey Mangili.....	1	-4	0	0	-4.0
TEAM.....	7	-92	0	-13	-13.1
<b>Total.....</b>	<b>496</b>	<b>1973</b>	<b>26</b>	<b>52</b>	<b>4.0</b>
<b>Opponents.....</b>	<b>599</b>	<b>3126</b>	<b>33</b>	<b>90</b>	<b>5.2</b>

PASSING.....	Cmp.	Att.	Int.	Pct.	TD	Yds.
Marquise Williams.....	270	428	9	63.1	21	3068
Mitch Trubisky.....	42	78	4	53.8	5	459
Quinshad Davis.....	1	1	0	100.0	1	23
Tommy Hibbard.....	1	1	0	100.0	1	29
Ryan Switzer.....	1	1	0	100.0	1	35
<b>Total.....</b>	<b>315</b>	<b>509</b>	<b>13</b>	<b>61.9</b>	<b>29</b>	<b>3614</b>
<b>Opponents.....</b>	<b>230</b>	<b>392</b>	<b>12</b>	<b>58.7</b>	<b>31</b>	<b>3346</b>

RECEIVING.....	Rec.	Yds.	TD	Lg.	Avg.
Ryan Switzer.....	61	757	4	75	12.4
Bug Howard.....	42	455	2	35	10.8
Quinshad Davis.....	41	470	6	26	11.5
Mack Hollins.....	35	613	8	91	17.5
Jack Tabb.....	26	257	3	22	9.9
T.J. Logan.....	26	144	0	22	5.5
Romar Morris.....	21	178	0	26	8.5
T.J. Thorpe.....	16	237	3	43	14.8
Austin Proehl.....	15	106	0	20	7.1
Kendrick Singleton.....	13	153	1	34	11.8
Damien Washington.....	6	76	0	27	12.7
Khris Francis.....	5	28	0	9	5.6
Eric Albright.....	2	96	1	67	48.0
Jordan Fieulleateau.....	2	29	0	23	14.5
Marquise Williams.....	2	17	1	23	8.5
Elijah Hood.....	2	-2	0	1	-1.0
<b>Total.....</b>	<b>315</b>	<b>3614</b>	<b>29</b>	<b>91</b>	<b>11.5</b>
<b>Opponents.....</b>	<b>230</b>	<b>3346</b>	<b>31</b>	<b>74</b>	<b>14.5</b>

PUNTING.....	No.	Yds.	Lg.	Blk.	Avg.
Tommy Hibbard.....	64	2628	56	0	41.1
Nick Weiler.....	3	107	40	0	35.7
Joey Mangili.....	2	49	29	0	24.5
<b>Total.....</b>	<b>69</b>	<b>2784</b>	<b>56</b>	<b>0</b>	<b>40.3</b>
<b>Opponents.....</b>	<b>61</b>	<b>2536</b>	<b>61</b>	<b>1</b>	<b>41.6</b>

PUNT RETURNS.....	No.	Yds.	TD	Lg.	Avg.
Ryan Switzer.....	37	172	0	31	4.6
Dominique Green.....	1	0	0	1	1.0
<b>Total.....</b>	<b>38</b>	<b>173</b>	<b>0</b>	<b>31</b>	<b>4.6</b>
<b>Opponents.....</b>	<b>14</b>	<b>58</b>	<b>0</b>	<b>30</b>	<b>4.1</b>

KICK RETURNS.....	No.	Yds.	TD	Lg.	Avg.
T.J. Logan.....	16	405	0	74	25.3
Damien Washington.....	13	268	0	32	20.6
Romar Morris.....	9	186	0	28	20.7
T.J. Thorpe.....	3	64	0	24	21.3
Quinshad Davis.....	2	20	0	18	10.0
Brian Walker.....	2	38	0	23	19.0
Khris Francis.....	2	38	0	23	19.0
Tyrell Tomlin.....	1	10	0	10	10.0
Ryan Switzer.....	1	17	0	17	17.0
<b>Total.....</b>	<b>49</b>	<b>1046</b>	<b>0</b>	<b>74</b>	<b>21.3</b>
<b>Opponents.....</b>	<b>34</b>	<b>592</b>	<b>0</b>	<b>42</b>	<b>17.4</b>

SCORING.....	TD	FGs	PAT	Pts.
Marquise Williams.....	14	0-0	0-0	84
Nick Weiler.....	0	5-8	35-37	50
Mack Hollins.....	8	0-0	0-0	48
Quinshad Davis.....	6	0-0	0-0	36
Elijah Hood.....	4	0-0	0-0	24
Romar Morris.....	4	0-0	0-0	24
Ryan Switzer.....	4	0-0	0-0	24
Jack Tabb.....	3	0-0	0-0	20
Thomas Moore.....	0	1-5	17-17	20
T.J. Thorpe.....	3	0-0	0-0	18
T.J. Logan.....	3	0-0	0-0	18
Charles Brunson.....	2	0-0	0-0	12
Jeff Schoettmer.....	2	0-0	0-0	12
Bug Howard.....	2	0-0	0-0	12
Eric Albright.....	1	0-0	0-0	6
Kendrick Singleton.....	1	0-0	0-0	6
Brian Walker.....	1	0-0	0-0	6
Cayson Collins.....	1	0-0	0-0	6
Tim Scott.....	1	0-0	0-0	6
TEAM.....	0	0-0	0-1	0
Tommy Hibbard.....	0	0-0	0-0	0
Mitch Trubisky.....	0	0-0	0-0	0
<b>Total.....</b>	<b>60</b>	<b>6-13</b>	<b>52-55</b>	<b>432</b>
<b>Opponents.....</b>	<b>67</b>	<b>12-17</b>	<b>61-62</b>	<b>507</b>

TACKLES.....	Solo	Ast.	Tot.
Tim Scott.....	52	26	78
Jeff Schoettmer.....	44	30	74
Des Lawrence.....	46	25	71
Travis Hughes.....	34	31	65
Donnie Miles.....	31	22	53
Sam Smiley.....	32	20	52
Ethan Farmer.....	18	28	46
Junior Gnonkonde.....	12	29	41
Dominique Green.....	25	16	41
Norkeithus Otis.....	15	24	39
Brian Walker.....	32	6	38
Dajoun Drennon.....	17	19	36
Cayson Collins.....	18	18	36
Nazair Jones.....	20	15	35
Malik Simmons.....	23	11	34
Justin Thomason.....	14	17	31
Nathan Staub.....	13	17	30
M.J. Stewart.....	14	12	26
Shakeel Rashad.....	11	7	18
Allen Artis.....	7	7	14
Tyler Powell.....	6	6	12
Mikey Bart.....	9	3	12
Devonte Brown.....	3	9	12
Jessie Rogers.....	6	4	10

INTERCEPTIONS.....	No.	Yds.	TD	Lg.
Brian Walker.....	3	149	1	100
M.J. Stewart.....	2	0	0	0
Jeff Schoettmer.....	2	48	2	29
Des Lawrence.....	1	8	0	8
Nazair Jones.....	1	20	0	20
Tim Scott.....	1	0	0	0
Sam Smiley.....	1	7	0	7
Kedrick Davis.....	1	0	0	0
<b>Total.....</b>	<b>12</b>	<b>232</b>	<b>3</b>	<b>100</b>
<b>Opponents.....</b>	<b>13</b>	<b>106</b>	<b>2</b>	<b>47</b>



## 2015 NC State Schedule

Date	Opponent	Series	Series.Last	Record	Began Meeting	Stadium (Capacity)	Site
Sept. 5	Troy (ESPN3), 6 pm				First Meeting	Carter-Finley Stadium (57,600)	Raleigh, N.C.
Sept. 12	Eastern Kentucky (ESPN3), 6 pm	1-0-0	2005	2005	hW 54-10	Carter-Finley Stadium (57,600)	Raleigh, N.C.
Sept. 19	at Old Dominion (ASN), 7 pm	1-0-0	2014	2014	hW 46-34	Foreman Field at S.B. Ballard Stadium (20,000)	Norfolk, Va.
Sept. 26	at South Alabama	2-0-0	2011	2012	hW 31-7	Ladd-Peebles Stadium (40,000)	Mobile, Ala.
Oct. 3	Louisville	4-1-0	1951	2014	aL 30-18	Carter-Finley Stadium (57,600)	Raleigh, N.C.
Oct. 9	at Virginia Tech (ESPN), 8 pm	18-26-4	1900	2010	hL 40-21	Lane Stadium (65,632)	Blacksburg, Va.
Oct. 24	at Wake Forest	64-38-6	1895	2014	hW 42-13	BB&T Field (31,500)	Winston-Salem, N.C.
Oct. 31	Clemson	28-54-1	1899	2014	aL 41-0	Carter-Finley Stadium (57,600)	Raleigh, N.C.
Nov. 7	at Boston College	4-8-0	1936	2014	hL 30-14	Alumni Stadium (44,500)	Chestnut Hill, Mass.
Nov. 14	at Florida State	11-24-0	1952	2014	hL 56-41	Doak S. Campbell Stadium (82,300)	Tallahassee, Fla.
Nov. 21	Syracuse	7-1-0	1972	2014	aW 24-17	Carter-Finley Stadium (57,600)	Raleigh, N.C.
Nov. 28	North Carolina	33-65-6	1994	2014	aW 35-7	Carter-Finley Stadium (57,600)	Raleigh, N.C.

### 2014 In Review

Buoyed by a late-season surge that saw NC State win four of its last five games, including its final three to finish 8-5 and 3-5 in the ACC, head coach **Dave Doeren's** program appears to have turned the corner...Led by dual threat QB **Jacoby Brissett**, who completed nearly 60 percent of his passes for 2,606 yards and 23 TDs with only five interceptions, State was impressive in consecutive late-season wins over Wake Forest (42-13), arch-rival North Carolina (35-7) and UCF (34-27) in the Bitcoin St. Petersburg Bowl... State's offense was one of the nation's most balanced, totalling 2,659 yards on the ground and 2,652 yards through the air... Brissett (529 yds) also led a revived Wolfpack ground attack that included RBs **Shadrach Thornton** (907 yds, 9 TDs) and **Matt Dayes** (573 yds, 5.5 avg)...State, though, was improved in all areas including defense...**P Wil Baumann**, who led the ACC with a 45.4 avg., earned first-team All-ACC honors, while Brissett, Thornton, DE **Art Norman** (6.5 sacks), DT **Thomas Teal** and T **Rob Crisp** were Honorable Mention All-ACC...Freshman LB **Jerod Fernandez** (78 tackles) earned first-team Freshman All-America honors while S **Josh Jones** was an Honorable Mention selection.

### Who's Gone

The Wolfpack only loses 10 starters, five on offense, three on defense and P **Baumann** and PK **Niklas Sade**...Offensively, State will be without leading receiver **WR Bo Hines** (45 catches) and **WR Marquez Valdes-Scantling** (22 catches), Ts **Tyson Chandler** and **Rob Crisp** and RB **Tony Creecy**...Defensively, State will miss **Norman**, **Teal** and LB **Rodman Noel** (12.0 TFLs).

### The Schedule

The Wolfpack will have a pair of key Atlantic Division games at home in contests with Clemson and Louisville as well as arch-rival North Carolina, but will also have six road trips, including at Florida State and a Friday game at Virginia Tech.

### 2015 Preview

With 14 returning starters--six on offense and eight on defense--the Wolfpack should continue their improvement from a year ago...Brissett established himself as one of the best playmakers in the ACC last fall and should contend for national honors this time around...State will have to replace both tackles on the offensive line, but four linemen return who saw starting time last year in **Joe Thuney**, **Alex Barr**, **Tony Adams** and C **Quinton Schooley**...Thuney and Adams emerged from spring at guard, while Barr and redshirt freshmen **Tyler Jones** are the leaders at tackle... TE **David Grinnage** (27 catches, 5 TDs) was on the Mackey Watch List last fall...He and WRs **Bra'Lon Cherry** (27 catches), **Jonathan Alston** (21 catches) and **Jumichael Ramos** lead a receiver corps that also includes **Stephen Louis** and TE/FB **Jaylen Samuels**...Thornton leads a cadre of RBs that also includes the versatile **Dayes**, January enrollee **Reggie Galapso II** and **Dakwa Nichols**...Defensively, State doesn't have as many holes to fill, but each of the three departing starters were key players... DE **Mike Rose** (15.0 TFLs) and DT **B.J. Hill** (7.5 TFLs) return to anchor the line, where they will be joined by DEs **Bradley Chubb** and **Pharoah McKeever** as well as DTs **Kentavious Street** (23 tackles), **Kenton Gibbs** and **Justin Jones**...Fernandez leads a linebacker corps that includes **Airius Moore** (37 tackles), **Ernie Robinson, III**, **Ford Howell, M.J. Salahuddin** and January enrollee **Riley Nicholson**...CB **Jack Tocho** (40 tackles, 11 PBUs) leads a five-man secondary that has all of its starters returning in CB **Juston Burris** (29 tackles), Ss **Hakim Jones** (80 tackles) and **Josh Jones** (56 tackles, 4 INTs) and hybrid S-LB **Dravious Wright** (57 tackles, 5 TFLs)... There is also depth available here with eight other players who saw enough action in 2014 to earn letters.

## Roster Breakdown

### Starters Returning (14)

Offense (6)	2014 Career
Pos Name	Starts ..Starts
TE David Grinnage, Jr.-R..	10..... 17
G *Joe Thuney, Sr.	8..... 20
G *Alex Barr, Jr.-R.	8..... 10
C *Tony Adams, So.	8..... 8
G Quinton Schooley, Sr.	13..... 25
QB Jacoby Brissett, Sr.-R.	13..... 13
WR Bra'Lon Cherry, Jr.	7..... 7

\*three split G positions

Defense (8)	2014 Career
Pos Name	Starts ..Starts
DE Mike Rose, Sr.-R.	11..... 15
DT B.J. Hill, So.	5..... 5
LB Jerod Fernandez, So.	10..... 10
CB Juston Burris, Sr.-R.	13..... 30
CB Jack Tocho, Jr.	13..... 20
FS Hakim Jones, Sr.-R.	13..... 26
SS Josh Jones, So.-R	8..... 8
Nick Dravious Wright, Jr.	12..... 12

Specialists (0)	2014 Career
Pos Name	Starts ..Starts

### Starters Lost (10)

Offense (5)	2014 Career
Pos Name	Starts ..Starts
WR Bo Hines	7..... 7
WR Marquez Valdes-Scantling	8..... 11
T Tyson Chandler	13..... 37
T Rob Crisp	13..... 26
HB Tony Creecy	8..... 20

Defense (3)	2014 Career
Pos Name	Starts ..Starts
DE Art Norman	12..... 39
DT Thomas Teal	10..... 35
LB Rodman Noel	12..... 17

Specialists (2)	2014 Career
Pos Name	Starts ..Start
PK Niklas Sade	13..... 51
P Wil Baumann	13..... 50

### Quick Facts

Location	Raleigh N.C.
Founded	1887
Enrollment	34,009
Chancellor	Dr. Randy Woodson
Director of Athletics	Dr. Debbie Yow
Stadium	Carter-Finley
Capacity	57,600
2014 Overall Record	8-5
2014 ACC Record	3-5
2014 ACC Finish	5th in Atlantic Division

### NC State Wolfpack

<b>Lettermen Returning</b> .....	<b>42</b>
Offensive Lettermen Returning.....	19
Defensive Lettermen Returning.....	23
Specialists Lettermen Returning.....	0
<b>Lettermen Lost</b> .....	<b>23</b>
Offensive Lettermen Lost.....	11
Defensive Lettermen Lost.....	9
Specialists Lettermen Lost.....	3
<b>Returning Production Index</b>	
(Percentage of 2014 Statistics Returning)	
% Passing Returning.....	.989
% Rushing Returning.....	.858
% Receiving Returning.....	.612
% Receiving Yards Ret.....	.598
% Scoring Returning.....	.648
% Kickoff Returns.....	1.000
% Punt Returns.....	.500
% Tackles Returning.....	.638
% Turnovers Forced.....	.850

### Numbers & Notes

**1.35** - The interception avoidance percentage for NC State QB **Jacob Brissett** in 2014. Last year, Brissett threw only five picks in 370 pass attempts, the 6th-best single-season mark in ACC history and the 7th-best mark in the nation.

**8.5** - The average number of victories per year for NC State head coach **Dave Doeren** after his first four seasons as a head coach. Doeren has posted a 34-18 record in two years each at Northern Illinois and at NC State.

**13** - The number of touchdowns for NC State's all-purpose RB **Matt Dayes**. Dayes tied for third among all ACC players, scoring eight times on the ground and five times with pass receptions.

**22.5** - The combined number of tackles for loss by returning defensive line starters DE **Mike Rose** and DT **B.J. Hill**. Rose had 15.0 TFLs and 5.0 sacks while Hill had 7.5 TFLs and 1.5 sacks.

**78** - Redshirt freshman LB **Jerod Fernandez** recorded 78 tackles in 12 games in 2014, the second-highest total by an ACC freshman.

**2,369** - the number of career rushing yards for senior TB **Shadrach Thornton**, who ranks 2nd in career rushing among all ACC returning players. Thornton has topped the 100-yard mark in a game seven times in his career.



# NC STATE CAREER LEADERS, ALPHABETICAL ROSTER



TOTAL OFFENSE	Rush	Pass	TDR	Total
1. Philip Rivers (2000-03)	98	13484	112	13582
2. Russell Wilson (2008-10)	1083	8545	93	9628
3. Jamie Barnette (1996-99)	177	9461	74	9638
4. Mike Glennon (2009-12)	-280	7411	66	7131
5. Terry Harvey (1991, 93-95)	-79	5925	44	5846
6. Shane Montgomery (1987-89)	-143	5298	33	5155
7. Ted Brown (1975-78)	4602	202	52	4804
8. Dave Buckley (1972-75)	501	4286	31	4787
9. Eric Kramer (1985-86)	-179	4602	36	4423
10. Tim Esposito (1983-84)	-39	3847	21	3808

PASSING YARDAGE	Comp-Att	Pct	TD	Yards
1. Philip Rivers (2000-03)	1087-1711	.635	95	13484
2. Jamie Barnette (1996-99)	637-1243	.512	59	9461
3. Russell Wilson (2008-10)	682-1180	.577	76	8545
4. Mike Glennon (2009-12)	646-1069	.604	63	7411
5. Terry Harvey (1991, 93-95)	442-785	.563	38	5925
6. Shane Montgomery (1987-89)	421-746	.564	31	5298
7. Eric Kramer (1985-86)	334-616	.542	30	4602
8. Dave Buckley (1972-75)	307-524	.585	25	4286
9. Daniel Evans (2005-08)	370-681	.543	19	4004
10. Tim Esposito (1983-84)	333-585	.569	18	3847

RECEIVING YARDAGE	Recp	TD	Avg	Yards
1. Torry Holt (1995-98)	191	31	17.69	3379
2. Jerricho Cotchery (2000-03)	200	21	15.60	3119
3. Owen Spencer (2007-10)	126	15	19.37	2441
4. Eddie Goines (1991-94)	147	17	15.99	2351
5. Nasrallah Worthen (1984-88)	131	14	17.15	2247
6. Mike Quick (1978-81)	116	10	16.67	1934
7. Koren Robinson (1999-00)	110	15	17.40	1914
8. Chris Coleman (1996-99)	122	8	15.65	1909
9. Bryan Peterson (1999-02)	139	13	13.63	1894
10. Jarvis Williams (2007-10)	131	20	13.34	1747

RUSHING	Att	TD	Avg	Yards
1. Ted Brown (1975-77)	860	49	5.35	4602
2. Joe McIntosh (1981-84)	729	20	5.00	3642
3. Tremayne Stephens (1994-97)	680	23	5.23	3553
4. Ray Robinson (1998-01)	649	30	4.29	2781
5. Anthony Barbour (1988-89, 91-92)	474	16	5.43	2575
6. Stan Fritts (1972-74)	534	41	4.76	2542
7. Andre Brown (2005-08)	523	22	4.85	2539
8. Willie Burden (1971-73)	491	22	5.15	2529
9. T.A. McLendon (2002-04)	542	33	4.57	2479
10. Shadrach Thornton (2012-*)	483	16	4.95	2389

RECEPTIONS	Yards	TD	Avg	Rec
1. Jerricho Cotchery (2000-03)	3119	21	15.60	200
2. Torry Holt (1995-98)	3379	31	17.69	191
3. Eddie Goines (1991-94)	2351	17	15.99	147
4. Bryan Peterson (1999-02)	1894	13	13.63	139
5. Nasrallah Worthen (1984-88)	2247	14	17.15	131
6. Jarvis Williams (2007-10)	1747	20	13.34	131
7. Owen Spencer (2007-10)	2441	15	19.37	126
8. George Bryan (2008-11)	1323	17	10.50	126
9. Tramin Hall (2003-05)	1466	12	11.73	125
10. Chris Coleman (1996-99)	1909	8	15.65	122

SCORING	Points
1. Niklas Sade (2011-14)	332
2. Ted Brown (1975-77)	312
3. Josh Czajkowski (2008-10)	257
4. Stan Fritts (1972-74)	256
5. Mike Cofer (1982-86)	247
6. Damon Hartman (1988-91)	241
7. Steve Videtich (1992-94)	219
8. T.A. McLendon (2002-04)	216
9. John Deraney (2003-06)	204
10. Torry Holt (1995-98)	202

No.	Name	Pos.	Ht.	Wt.	Class	Hometown
50	* Tony Adams	G	6'2	318	So.	Charlotte, N.C.
54	Davion Allred	DE	6'0	219	So.-R.	Raleigh, N.C.
15	** Johnathan Alston	WR	6'0	203	Jr.	Bunn, N.C.
92	Kyle Bambar	PK	5'8	188	Fr.	Walled Lake, Mich.
71	** Alex Barr#	G-T	6'8	326	#Sr.-R.	Fayetteville, Ga.
26	Trace Batten	NIC	5'10	202	Fr.-R.	Palm Beach Gardens, Fla.
24	Chandler Belk	WR	5'11	165	Fr.	Winston-Salem, N.C.
75	Hampton Billips	DE	6'7	242	Fr.-R.	Greenboro, N.C.
20	* Brady Bodine	RB	5'10	200	Fr.-R.	Conway Springs, Kansas
24	* Shawn Boone	S	5'10	194	So.	Palm Beach Gardens, Fla.
41	Cole Broughs	S	6'0	190	Jr.-R.	Asheboro, N.C.
73	Grant Bowman	DT	6'1	270	So.	Wilmington, N.C.
91	Garrett Bradbury	DT	6'3	280	Fr.-R.	Charlotte, N.C.
12	* Jacoby Brissett	QB	6'4	235	Sr.-R.	West Palm Beach, Fla.
3	NaQuan Brown	WR	6'1	203	Sr.-R.	Charlotte, N.C.
89	** Benson Browne#	TE	6'6	264	#Sr.-R.	Cincinnati, Ohio
69	Eurndraus Bryant	DT	6'2	335	Fr.	N. Charleston, S.C.
11	*** Juston Burris#	CB	6'1	207	#Sr.-R.	Raleigh, N.C.
13	** Bra'Lon Cherry	WR	5'11	188	Jr.	New Bern, N.C.
49	* Bradley Chubb	DE	6'4	257	So.	Powder Springs, Ga.
25	* Niles Clark	CB	5'11	186	Jr.-R.	Marietta, Ga.
90	A.J. Cole III	P	6'4	230	Fr.	College Park, Ga.
48	* Cole Cook	TE	6'6	247	So.	Carrollton, Ga.
14	Woody Cornwell	QB	6'2	206	Fr.-R.	Lake Junaluska, N.C.
43	Coult Culler	DT	6'5	266	Fr.-R.	Wilmington, N.C.
57	Peter Daniel	OT	6'6	284	So.-R.	Raleigh, N.C.
80	Elliott Davis	WR	6'1	185	Fr.-R.	Gaithersburg, Md.
13	Jordan Dawson	WR	6'0	192	So.-R.	Cary, N.C.
21	** Matt Dayes	RB	5'9	203	Jr.	Weston, Fla.
67	Clark Eyers	DT	6'5	252	Jr.-R.	Dunn, N.C.
4	* Jerod Fernandez	LB	6'0	231	So.-R.	Lake Mary, Fla.
22	Johnny Frasier	RB	5'11	225	Fr.	Princeton, N.C.
25	Reggie Gallaspy II	RB	5'11	209	Fr.	High Point, N.C.
52	Ben Garnett	LS	6'0	236	Jr.-R.	Charlotte, N.C.
96	* Kenton Gibbs	DT	6'2	296	So.-R.	Detroit, Mich.
34	Ben Grazen	WR	5'9	185	So.-R.	Cary, N.C.
83	Vernon Grier	WR	5'11	194	Fr.	Charlotte, N.C.
57	Tyler Griffiths	LS	6'2	230	Fr.	Monroe, N.C.
86	** David J. Grinnage	TE	6'5	274	Jr.-R.	Newark, Del.
98	* B.J. Hill	DT	6'4	294	So.	Oakboro, N.C.
7	Nyheim Hines	RB	5'9	186	Fr.	Garner, N.C.
55	Deonte Holden	DE	6'4	227	Fr.-R.	Hyattsville, Md.
44	Ford Howell	LB	6'1	236	So.-R.	Memphis, Tenn.
99	Quntez Johnson	DT	6'4	310	Fr.	Ellenwood, Ga.
20	** Hakim Jones#	S	6'2	200	#Sr.-R.	Henderson, N.C.
2	* Josh Jones	S	6'2	215	So.-R.	Walled Lake, Mich.
93	* Justin Jones	DT	6'2	289	So.	Austell, Ga.
53	Tyler Jones	T	6'3	290	Fr.-R.	Stone Mountain, Ga.
56	Bryce Kennedy	G	6'3	307	Jr.-R.	Southern Pines, N.C.
68	Zak Kuder	T	6'7	276	Fr.-R.	Asheville, N.C.
12	Nicholas Lacy	CB	5'7	185	So.-R.	Pinehurst, N.C.
30	Gavin Locklear	WR	5'10	186	So.-R.	Apex, N.C.
88	* Stephen Louis	WR	6'2	201	So.	West Palm Beach, Fla.
97	Jackson Maples	PK	5-10	191	Fr.-R.	Southern Pines, N.C.
27	Kalen McCain	S	6'2	190	Fr.-R.	Durham, N.C.
2	Jalan McClendon	QB	6'5	208	Fr.-R.	Charlotte, N.C.

No.	Name	Pos.	Ht.	Wt.	Class	Hometown
74	Emanuel McGirt, Jr.	G	6'5	285	OT	Durham, N.C.
87	* Pharoah McKeever	DE	6'6	256	So.-R.	Tabor City, N.C.
14	* Malcolm Means	CB	6'1	205	So.-R.	Great Falls, S.C.
16	Jakobi Meyers	QB	6'2	175	Fr.	Lithonia, Ga.
97	Deshayn Middleton	DT	6'1	313	Fr.-R.	Winston-Salem, N.C.
58	* Airius Moore	LB	6'0	232	So.	Beavercreek, Ohio
38	Jarius Morehead	S	6'1	185	Fr.	Gibsonville, N.C.
19	** Maurice Morgan	WR	6'3	250	Sr.-R.	LaGrange, N.C.
32	Stephen Morrison	WR	5'11	196	Fr.-R.	Weddington, N.C.
96	Duncan Musselwhite	LS	6'3	214	Fr.	New Bern, N.C.
94	** Monty Nelson	DT	6'2	312	Jr.	Plantation, Fla.
27	* Dakwa Nichols	RB	5'9	192	So.-R.	Rockingham, N.C.
32	Riley Nicholson	LB	6'0	220	Fr.	Kissimee, Fla.
52	Cole Nigro	LB	6'1	220	Fr.	Raleigh, N.C.
92	Emmanuel Olena	DE	6'4	241	Fr.	Charlotte, N.C.
19	* Sean Paul	CB	5'11	186	Sr.-R.	Vero Beach, Fla.
10	Freddie Phillips, Jr.	NIC	6'1	192	Fr.	Pelion, S.C.
79	Ben Pierce	DT	5'10	258	Jr.	Purlear, N.C.
31	* Germaine Pratt	S	6'3	229	So.	High Point, N.C.
67	Evan Pritt	OL	6'3	266	Fr.-R.	Wilmington, N.C.
70	Terronne Prescod	OG	6'5	338	Fr.-R.	Decatur, Ga.
85	** Jumichael Ramos	WR	6'2	200	Jr.	Lovejoy, Ga.
66	Will Richardson	OT	6'6	315	Fr.-R.	Burlington, N.C.
95	Tyrone Riley	DE	6'6	240	Fr.	Savannah, Ga.
45	Artemis Robinson	LB	6'0	225	So.-R.	Laurinburg, N.C.
46	* Ernie Robinson III	LB	6'1	229	Jr.-R.	Laurinburg, N.C.
90	*** Mike Rose#	DE	6'3	277	#Sr.-R.	Fountain Inn, S.C.
45	Darian Roseboro	DE	6'4	280	Fr.	Lincolnton, N.C.
42	** M.J. Salahuddin	LB	6'2	233	Jr.-R.	Fayetteville, N.C.
28	* Jaylen Samuels	TE-FB	5'11	236	So.	Charlotte, N.C.
60	** Quinton Schooley	C	6'4	308	Sr.	Chanute, Kansas
82	Brian Sessoms	WR	5'8	170	Fr.	Winston-Salem, N.C.
37	* Josh Sessoms	WR	6'2	202	Jr.-R.	Wilson, N.C.
84	Freddie Simmons	WR	6'3	176	Fr.	Bethlehem, Pa.
48	Bryan Smith	LB	6'2	244	So.-R.	Oxford, N.C.
39	James Smith-Williams	NIC	6'4	217	Fr.	Raleigh, N.C.
47	William Stephenson	P/PK	6'3	195	Jr.-R.	Raleigh, N.C.
30	* Mike Stevens	CB	5'11	190	So.	Davidson, N.C.
36	Max Stoffer	FB	6'1	234	Fr.-R.	Nashville, Tenn.
35	* Kentavious Street	DT	6'2	278	So.	Greenville, N.C.
5	Josh Taylor	QB	5'11	189	Jr.	New Bern, N.C.
10	** Shadrach Thornton	RB	6'1	205	Sr.	Hinesville, Ga.
54	*** Joe Thuney#	OG	6'5	288	#Sr.-R.	Centerville, Ohio
42	Micah Till	TE	6'5	274	Fr.-R.	Upper Marlboro, Md.
29	** Jack Tocho	CB	6'0	198	Jr.	Charlotte, N.C.
87	Maurice Trowell	WR	5'11	191	Fr.-R.	Durham, N.C.
59	John Tu'uta	C	6'3	273	Jr.-R.	Fredericksburg, Va.
33	Charlie Twitty	CB	5'10	187	Jr.-R.	Raleigh, N.C.
22	* Troy Vincent, Jr.	CB	5'10	199	So.	Baltimore, Md.
72	Philip Walton	OT	6'7	260	Fr.	Charlotte, N.C.
78	Aaron Wiltz	OT	6'5	275	Fr.	Baton Rouge, La.
55	Daris Workman	OT	6'6	280	Jr.	Greensboro, N.C.
34	Dexter Wright	S	6'2	223	Fr.-R.	Wilson, N.C.
8	** Dravious Wright	NIC	5'10	205	Jr.	Vero Beach, Fla.

\* Denotes letter earned; R-Denotes redshirt year; # Denotes graduate



## Dave Doeren Head Coach (Drake '71)

Record at NC State: 11-14 (.440), 2 Yrs  
Overall: 34-18 (.615), 4 Yrs  
Born: December 3, 1971

Dave Doeren, who begins his third season as head coach at NC State, looks to have turned the corner in his rebuilding effort in Raleigh. His second Wolfpack team posted an 8-5 record, winning its final three games by an average of 21 points a game, including wins over archrival North Carolina and a Bitcoin Bowl triumph over American Athletic Conference power Central Florida. In four years as a head coach, he has averaged 8.5 wins per season, posting an overall 34-18 record.



A finalist for the 2012 National Coach of the Year Award sponsored by the Maxwell Football Club after leading Northern Illinois to a 12-1 record, back-to-back Mid-American Conference Championships and a berth in the Discover Orange Bowl, Doeren was tabbed to be the 34th head coach in NC State history at the end of the 2012 season. He compiled a sparkling 23-4 record in two years at NIU, guiding the Huskies to wins in 21 of their last 22 games. In his two seasons at NIU, Doeren's prolific offenses scored 40 or more points 16 times in 27 games. In 2012, Northern averaged 40.8 points a game and ranked 9th in rushing offense, 10th in scoring and 15th in total offense. In his two years with the Huskies, they also ranked among the top five nationally in the NCAA's Academic Progress Rate (APR). Northern Illinois was the only school in the nation to have a player win the National Football Foundation Scholar-Athlete Award in both 2011 and 2012. Prior to going to NIU, Doeren spent five years at Wisconsin (2006-10) as co-defensive coordinator, linebackers coach and recruiting coordinator, helping the Badgers to a 49-16 record. During Doeren's time in Madison, the Badgers played in the Champs Sports Bowl twice, the Outback Bowl, the Capital One Bowl and the Rose Bowl. For his first two seasons in Madison, he served as co-defensive coordinator/recruiting coordinator/linebackers coach and in 2008, was named the primary defensive coordinator. His UW defenses were consistently ranked in the top 25 in NCAA defensive categories. In 2010, Wisconsin ranked 20th in total defense and in the top 30 in both rushing and scoring defense. In 2009, the Badgers led the Big Ten and ranked fifth in the country in rushing defense, holding each of their last 10 opponents to less than 100 yards rushing - the longest streak in school history. Wisconsin led the nation in pass efficiency defense in 2006 and was the No. 2 scoring defense in the country. His pupils at Wisconsin included National Football League linebackers Jonathan Casillas of the New Orleans Saints and DeAndre Levy, the Detroit Lions' middle linebacker. Badgers' linebacker Chris Borland earned 2009 Big Ten Defensive Freshman of the Year honors. He also has coached at Kansas (2002-05), Montana (2000-01) and Drake (1995-97). A four-year letter-winner at Drake (1990-93), he earned Academic All-America honors as a senior and graduated with a bachelor's degree in pre-medical biology and a master's degree in educational leadership.

### Doeren by the Numbers

Year ... School.....	AP/USA	ACC Finish	All... Pct.
2011 ....Northern Illinois	25/25	11-3-0	.786
2012 ....Northern Illinois		12-1-0	.923
2013 ....NC State	0-8	7thA ... 3-9-0	.250
2014 ....NC State	3-5	5thA ... 8-5-0	.615
<b>NC State: 2 Yrs</b>	<b>3-13 (.231)</b>	<b>11-14-0</b>	<b>.440</b>
<b>Northern Illinois: 2 Yrs</b>		<b>23-4-0</b>	<b>.852</b>
<b>Overall Record: 4 Yrs</b>	<b>3-13 (.231)</b>	<b>34-18-0</b>	<b>.654</b>

#### Versus ACC Schools:

Boston College.....0-2	Louisville.....0-1
Clemson.....0-2	Maryland.....0-1
Duke.....0-1	North Carolina.....1-1
Florida State.....0-2	Syracuse.....1-1
Georgia Tech.....0-1	Wake Forest.....1-1

## NC State Coaches and Records

### OVERALL WON/LOSS RECORDS

No.	Head Coach	Years	W	L	T	Pct
1.	Bart Gatling	(4) 1892-1895	3	4	1	.438
2.	Perrin Busbee	(2) 1896-1897	2	1	0	.667
3.	W.C. Riddick	(2) 1898-1899	1	3	2	.333
4.	John McKee	(2) 1900-1901	1	6	0	.143
5.	Arthur Devlin	(2) 1902-1903	7	8	2	.471
6.	W.S. Keinholz	(1) 1904	3	1	2	.667
7.	G.S. Whitney	(1) 1905	4	1	1	.750
8.	Willie Heston	(1) 1906	3	1	4	.625
9.	Mickey Whitehurst	(2) 1907-1908	12	1	1	.893
10.	Eddie Green	(5) 1909-1913	25	8	2	.743
11.	Jack Hagarty	(2) 1914-1915	5	6	2	.462
12.	Britt Patterson	(1) 1916	2	5	0	.286
13.	Harry Hartsell	(4) 1917, 21-23	16	18	4	.474
14.	Tal Stafford	(1) 1918	1	3	0	.250
15.	Bill Fetzter	(2) 1919-1920	14	5	0	.737
16.	Buck Shaw	(1) 1924	2	6	2	.300
17.	Gus Tebell	(5) 1925-1929	21	25	2	.458
18.	John Van Liew	(1) 1930	2	8	0	.200
19.	Clipper Smith	(3) 1931-1933	10	12	5	.463
20.	Hunk Anderson	(3) 1934-1936	11	17	1	.397
21.	Doc Newton	(7) 1937-1943	24	39	6	.391
22.	Beattie Feathers	(8) 1944-1951	37	38	3	.494
23.	Horace Hendrickson	(2) 1952-1953	4	16	0	.200
24.	Earle Edwards	(17) 1954-1970	77	88	8	.468
25.	Al Michaels	(1) 1971	3	8	0	.273
26.	Lou Holtz	(4) 1972-1975	33	12	3	.719
27.	Bo Rein	(4) 1976-1979	27	18	1	.598
28.	Monte Kiffin	(3) 1980-1982	16	17	0	.485
29.	Tom Reed	(3) 1983-1985	9	24	0	.273
30.	Dick Sheridan	(7) 1986-1992	52	29	3	.637
31.	Mike O'Cain	(7) 1993-1999	41	40	0	.506
32.	Chuck Amato	(7) 2000-2006	49	37	0	.570
33.	Tom O'Brien	(5) 2007-2012	40	36	0	.526
34.	Dave Doeren	(2) 2013-2014	11	14	0	.440

### CONFERENCE GAMES ONLY

Rk.	Head Coach	Years	W	L	T	Pct
1.	Lou Holtz	(4) 1972-1975	16	5	2	.739
2.	Bo Rein	(4) 1976-1979	15	8	0	.652
3.	Dick Sheridan	(7) 1986-1992	31	18	1	.630
4.	Earle Edwards	(17) 1954-1970	55	45	5	.546
5.	Mike O'Cain	(7) 1993-1999	26	30	0	.464
6.	Tom O'Brien	(6) 2007-2012	22	26	0	.458
7.	Chuck Amato	(7) 2000-2006	25	31	0	.446
8.	Monte Kiffin	(3) 1980-1982	8	10	0	.444
9.	Al Michaels	(1) 1971	2	4	0	.333
10.	Dave Doeren	(2) 2013-2014	3	13	0	.231
11.	Tom Reed	(3) 1983-1985	4	15	0	.211
12.	Horace Hendrickson	(1) 1953	0	3	0	.000

(Based on Winning Percentage)

### BOWL GAMES ONLY

Head Coach	Bowls	W	L	T	Pct
Dick Sheridan	(6)	2	4	0	.333
Chuck Amato	(5)	4	1	0	.800
Lou Holtz	(4)	2	1	1	.625
Tom O'Brien	(3)	2	1	0	.500
Mike O'Cain	(3)	1	2	0	.333
Bo Rein	(2)	2	0	0	1.000
Earle Edwards	(2)	1	1	0	.500
Dave Doeren	(1)	1	0	0	1.000
Beattie Feathers	(1)	0	1	0	.000
Dana Bible (interim)	(1)	0	1	0	.000

(Based on Appearances)

## NC STATE ASSISTANT COACHES

George Barlow (Marshall '90)..... Cornerbacks  
 Matt Canada (Indiana '93)..... Offensive Coordinator/Quarterbacks  
 Eddie Faulkner (Wisconsin '00)..... Special Teams Coordinator/Fullbacks/Tight Ends  
 Dave Huxtable (Eastern Illinois '79)..... Defensive Coordinator/Linebackers  
 Des Kitchings (Furman '00)..... Recruiting Coordinator/Running Backs  
 George McDonald (Illinois '99)..... Wide Receivers  
 Ryan Nielsen (Southern California '02)..... Run Game Coordinator for Defense/Defensive Line  
 Mike Uremovich (Purdue '00)..... Offensive Line  
 Clayton White (NC State '01)..... Co-Special Teams Coordinator/Safeties



# NC STATE 2014 STATISTICS



## 2014 NC State Results (8-5, 3-5 ACC)

Date.....Result...Opponent.....Att.	NCS				Offense					Defense				
	AP	USA	AP	USA	Run	Pass	Total	Passes	TO	Run	Pass	Total	Passes	TO
A30.....W, 24-23...Georgia Southern.....54,273	--	--	--	--	173	291	464	28-40-1	1	246	192	438	10-17-0	1
S6.....W, 46-34...Old Dominion.....55,390	--	--	--	--	242	253	495	21-29-0	0	196	308	504	36-50-1	1
S13.....W, 49-17...at South Florida.....27,269	--	--	--	--	315	274	589	21-33-1	2	70	89	159	5-20-2	3
S20.....W, 42-0...Presbyterian.....54,408	--	--	--	--	265	195	460	14-22-0	0	122	130	252	15-25-0	1
S27.....L, 41-56...Florida State.....57,583	--	--	1	1	161	359	520	32-50-0	2	166	365	531	26-38-2	4
O4.....L, 0-41...at Clemson.....78,459	--	--	--	--	121	35	156	4-19-0	3	226	267	493	17-30-0	0
O11.....L, 14-30...Boston College.....49,125	--	--	--	--	43	174	217	14-30-1	2	310	101	411	12-19-0	1
O18.....L, 18-30...at Louisville.....50,227	--	--	--	--	128	223	351	18-32-1	1	166	203	369	21-36-0	0
N1.....W, 24-17...at Syracuse.....40,787	--	--	--	--	121	186	307	20-33-0	0	38	307	345	22-42-2	3
N8.....L, 23-56...Georgia Tech.....54,653	--	--	--	--	155	213	368	18-35-2	3	479	70	549	7-8-0	2
N15.....W, 42-13...Wake Forest.....55,353	--	--	--	--	362	83	445	8-19-0	0	58	161	219	15-32-0	1
N29.....W, 35-7...at North Carolina.....53,000	--	--	--	--	388	66	454	9-11-0	0	30	177	207	17-35-2	2
D26.....W, 34-27...vs. UCF.....26,675	--	--	--	--	187	300	487	17-28-0	1	82	291	373	23-53-1	1

Bitcoin St. Petersburg Bowl, Tropicana Field, St. Petersburg, Fla.

TEAM STATISTICS.....NCS	OPP	RUSHING.....Att.	Yds.	TD	Lg.	Avg.	KICK RETURNS.....No.	Yds.	TD	Lg.	Avg.
SCORING.....392	351	Shadrach Thornton.....164	907	9	58	5.5	Matt Dayes.....21	384	0	50	18.3
Points Per Game.....30.2	27.0	Matt Dayes.....104	573	8	68	5.5	Dakwa Nichols.....11	217	0	29	19.7
Points Off Turnovers.....209	122	Jacoby Brissett.....124	529	3	60	4.3	Tim Buckley.....1	11	0	11	11.0
FIRST DOWNS.....282	269	Tony Creecy.....52	282	2	44	5.4	Airius Moore.....1	7	0	7	7.0
Rushing.....140	138	Jaylen Samuels.....15	143	1	28	9.5	Bra'Lon Cherry.....1	34	0	34	34.0
Passing.....122	116	Bryan Underwood.....11	96	1	75	8.7	Devin O'Connor.....1	5	0	5	5.0
Penalty.....20	15	Dakwa Nichols.....11	66	0	18	6.0	<b>Total.....36</b>	<b>658</b>	<b>0</b>	<b>50</b>	<b>18.3</b>
RUSHING YARDAGE.....2659	2189	Bra'Lon Cherry.....6	40	2	17	6.7	<b>Opponents.....27</b>	<b>508</b>	<b>0</b>	<b>34</b>	<b>18.8</b>
Yards gained rushing.....2979	2610	Josh Taylor.....4	28	0	12	7.0	SCORING.....TD	FGs	PAT	Pts.	
Yards lost rushing.....320	421	Maurice Morgan.....1	5	0	5	5.0	Niklas Sade.....0	12-17	46-48	82	
Rushing Attempts.....508	521	Jonathon Alston.....2	5	0	3	2.5	Matt Dayes.....13	0-0	0-0	80	
Average Per Rush.....5.2	4.2	Bo Hines.....1	3	0	3	3.0	Shadrach Thornton.....10	0-0	0-0	60	
Average Per Game.....204.5	168.4	Ben Grazen.....1	-1	0	0	-1.0	David Grinnage.....5	0-0	0-0	30	
TDs Rushing.....26	21	Garrett Leatham.....1	-3	0	0	-3.0	Bra'Lon Cherry.....5	0-0	0-0	30	
PASSING YARDAGE.....2652	2661	TEAM.....11	-14	0	0	-1.3	Jacoby Brissett.....3	0-0	0-0	18	
Comp-Att-Int.....224-381-6	226-405-10	<b>Total.....508</b>	<b>2659</b>	<b>26</b>	<b>75</b>	<b>5.2</b>	Tony Creecy.....3	0-0	0-0	18	
Average Per Pass.....7.0	6.6	<b>Opponents.....521</b>	<b>2189</b>	<b>21</b>	<b>61</b>	<b>4.2</b>	Bryan Underwood.....2	0-0	0-0	12	
Average Per Catch.....11.8	11.8	PASSING.....Cmp.	Att.	Int.	Pct.	TD	Yds.	Jaylen Samuels.....2	0-0	0-0	12
Average Per Game.....204.7	204.7	Jacoby Brissett.....221	370	5	59.7	23	2606	Jonathon Alston.....2	0-0	0-0	12
TDs Passing.....24	19	Garrett Leatham.....1	6	1	16.7	0	8	Tyler Purvis.....2	0-0	0-0	12
TOTAL OFFENSE.....5311	4850	Bo Hines.....1	3	0	33.3	0	20	Marquez Valdes-Scant.....1	0-0	0-0	8
Total Plays.....889	926	Shadrach Thornton.....1	1	0	100.0	1	18	Stephen Louis.....1	0-0	0-0	6
Average Per Play.....6.0	5.2	<b>Total.....224</b>	<b>381</b>	<b>6</b>	<b>58.8</b>	<b>24</b>	<b>2652</b>	Bo Hines.....1	0-0	0-0	6
Average Per Game.....408.5	373.1	<b>Opponents.....226</b>	<b>405</b>	<b>10</b>	<b>55.8</b>	<b>19</b>	<b>2661</b>	Pharoah McKeever.....1	0-0	0-0	6
KICK RETURNS: #-Yards.....36-658	27-508	RECEIVING.....Rec.	Yds.	TD	Lg.	Avg.	<b>Total.....51</b>	<b>12-17</b>	<b>46-48</b>	<b>392</b>	
PUNT RETURNS: #-Yards.....17-62	28-217	Bo Hines.....45	616	1	54	13.7	<b>Opponents.....44</b>	<b>15-21</b>	<b>42-43</b>	<b>351</b>	
INT RETURNS: #-Yards.....10-159	6-214	Matt Dayes.....32	321	5	39	10.0	TACKLES.....Solo	Ast.	Tot.		
KICK RETURN AVERAGE.....18.3	18.8	David Grinnage.....27	358	5	45	13.3	Hakim Jones.....47	33	80		
PUNT RETURN AVERAGE.....3.6	7.8	Bra'Lon Cherry.....27	354	3	49	13.1	Jerod Fernandez.....32	46	78		
INT RETURN AVERAGE.....15.9	35.7	Marquez Valdes-Scant.....22	257	1	42	11.7	Rodman Noel.....44	32	76		
FUMBLES-LOST.....19-9	21-10	Jonathon Alston.....21	224	2	37	10.7	Dravious Wright.....38	19	57		
PENALTIES-Yards.....63-558	67-590	Shadrach Thornton.....15	133	1	18	8.9	Josh Jones.....42	14	56		
Average Per Game.....42.9	45.4	Tyler Purvis.....10	75	2	21	7.5	Mike Rose.....30	17	47		
PUNTS-Yards.....60-2724	61-2565	Stephen Louis.....7	72	1	21	10.3	Thomas Teal.....28	19	47		
Average Per Punt.....45.4	42.0	Jaylen Samuels.....6	96	1	42	16.0	Brandon Pittman.....21	19	40		
Net punt average.....40.5	40.4	Bryan Underwood.....5	98	1	65	19.6	B.J. Hill.....20	20	40		
KICKOFFS-Yards.....74-4707	68-4166	Tony Creecy.....4	16	1	8	4.0	Jack Tocho.....33	7	40		
Average Per Kick.....63.6	61.3	Jacoby Brissett.....1	20	0	20	20.0	Airius Moore.....21	16	37		
Net kick average.....40.9	40.2	Jumichael Ramos.....1	7	0	7	7.0	T.Y. McGill.....22	15	37		
TIME OF POSSESSION/Game 29:29	30:31	NaQuan Brown.....1	5	0	5	5.0	Art Norman.....15	19	34		
3RD-DOWN Conversions.....81/177	96/198	<b>Total.....224</b>	<b>2652</b>	<b>24</b>	<b>65</b>	<b>11.8</b>	Germaine Pratt.....21	11	32		
3rd-Down Pct.....46%	48%	<b>Opponents.....226</b>	<b>2661</b>	<b>19</b>	<b>75</b>	<b>11.8</b>	Justen Burris.....22	7	29		
4TH-DOWN Conversions.....5/10	9/15	PUNTING.....No.	Yds.	Lg.	Blk.	Avg.	Tim Buckley.....14	11	25		
4th-Down Pct.....50%	60%	Wil Baumann.....60	2724	67	0	45.4	Kentavious Street.....10	13	23		
SACKS BY-Yards.....30-236	29-192	<b>Total.....60</b>	<b>2724</b>	<b>67</b>	<b>0</b>	<b>45.4</b>	Monty Nelson.....4	14	18		
MISC YARDS.....0	0	<b>Opponents.....61</b>	<b>2565</b>	<b>60</b>	<b>0</b>	<b>42.0</b>	Shawn Boone.....9	7	16		
TOUCHDOWNS SCORED.....51	44	PUNT RETURNS.....No.	Yds.	TD	Lg.	Avg.	Drew Davis.....6	9	15		
FIELD GOALS-ATTEMPTS.....12-17	15-21	Bo Hines.....9	31	0	11	3.4	Kenton Gibbs.....4	9	13		
ON-SIDE KICKS.....0-1	1-4	Bra'Lon Cherry.....6	35	0	18	5.8	Niles Clark.....8	2	10		
RED-ZONE SCORES.....(45-52) 87%	(36-45) 80%	TEAM.....2	-4	0	0	-2.0	INTERCEPTIONS.....No.	Yds.	TD	Lg.	
RED-ZONE TOUCHDOWNS (38-52) 73%	(27-45) 60%	<b>Total.....17</b>	<b>62</b>	<b>0</b>	<b>18</b>	<b>3.6</b>	Josh Jones.....4	37	0	36	
PAT-ATTEMPTS.....(46-48) 96%	(42-43) 98%	<b>Opponents.....28</b>	<b>217</b>	<b>0</b>	<b>47</b>	<b>7.8</b>	Jerod Fernandez.....2	19	0	19	
ATTENDANCE.....380785	249742	PUNT RETURNS.....No.	Yds.	TD	Lg.	Avg.	Justen Burris.....1	0	0	0	
Games/Avg Per Game.....7/54398	5/49948	Bo Hines.....9	31	0	11	3.4	Rodman Noel.....1	21	0	21	
Neutral Site Games.....1/26675	1/26675	Bra'Lon Cherry.....6	35	0	18	5.8	Jack Tocho.....1	0	0	0	
		TEAM.....2	-4	0	0	-2.0	Pharoah McKeever.....1	82	1	82	
		<b>Total.....17</b>	<b>62</b>	<b>0</b>	<b>18</b>	<b>3.6</b>	<b>Total.....10</b>	<b>159</b>	<b>1</b>	<b>82</b>	
		<b>Opponents.....28</b>	<b>217</b>	<b>0</b>	<b>47</b>	<b>7.8</b>	<b>Opponents.....6</b>	<b>214</b>	<b>2</b>	<b>69</b>	



# PITT PANTHERS

## 2015 Pitt Schedule



Date	Opponent	Series Record	Series Began	Series Last Meeting	Stadium (Capacity)	Site
Sept. 5	Youngstown State (ESPN3), 1 pm	2-1-0	2005	2012, hL 31-17	Heinz Field (68,400)	Pittsburgh, Pa.
Sept. 12	at Akron (ESPN3), 6 pm	2-1-0	1900	2014, hL 21-10	Infocision Stadium (30,000)	Akron, Ohio
Sept. 19	at Iowa (BTN), 8 pm	3-3-0	1931	2014, hL 24-20	Kinnick Stadium (70,585)	Iowa City, Ia.
Oct. 3	at Virginia Tech	6-8-0	1993	2014, hW 21-16	Lane Stadium (65,632)	Blacksburg, Va.
Oct. 10	Virginia	4-3-0	1953	2014, aL 24-19	Heinz Field (68,400)	Pittsburgh, Pa.
Oct. 17	at Georgia Tech	6-3-0	1918	2014, hL 56-28	Bobby Dodd Stadium (55,000)	Atlanta, Ga.
Oct. 24	at Syracuse	36-31-3	1916	2014, hW 30-7	Carrier Dome (49,262)	Syracuse, N.Y.
Oct. 29	North Carolina (ESPN), 7 pm	6-4-1	1952	2014, aL 40-35	Heinz Field (68,400)	Pittsburgh, Pa.
Nov. 7	Notre Dame	21-47-1	1909	2013, hW 28-21	Heinz Field (68,400)	Pittsburgh, Pa.
Nov. 14	at Duke	10-9-0	1929	2014, hL 51-48	2ot...Brooks Field at Wallace Wade Stadium (33,941)	Durham, N.C.
Nov. 21	Louisville	8-8-0	1976	2012, hL 45-35	Heinz Field (68,400)	Pittsburgh, Pa.
Nov. 27	Miami (ESPN or ABC), Tba	10-23-1	1950	2014, aW 35-23	Heinz Field (68,400)	Pittsburgh, Pa.

### 2014 In Review

Paul Chryst's final season as head coach of Pitt was much like the first two, posting a 6-6 regular season record and earning a third straight bowl trip despite losing four games by five or fewer points...It just ended much differently with Chryst returning to his alma mater as head coach at Wisconsin...Pitt wasted very little time, though, in securing an impressive replacement, naming Michigan State defensive coordinator Pat Narduzzi on Dec. 26, 2014...Narduzzi helped the Spartans regain national prominence the past four years while leading a nationally-ranked defense...The team he inherits will feature several accomplished playmakers, especially on offense, led by **RB James Conner**, the ACC Player of the Year, who was 6th nationally in rushing (135.8 avg.) and 7th in total rushing yards (1,765), **WR Tyler Boyd** (78 catches), who became the first receiver in league history to top 1,000 yards as a freshman and sophomore, and **QB Chad Voytik**, who ran and passed for almost 2,700 yards and 19 TDs...Conner earned first-team (AFCA) All-America honors while **T T.J. Clemmings** was a 2nd-team All-American and Boyd earned third-team honors...**C Alex Officer** was an Honorable Mention Freshman All-American...Conner, Boyd and Clemmings were first-team All-ACC with **G Matt Rotheram** earning 2nd-team honors.

### Who's Gone

The Panthers will only lose seven starters from last year, three on offense where Clemmings and Rotheram will be missed most on the O-Line, but **WR Manasseh Garner** (17 catches) will also need to be replaced...Pitt loses four on defense, including three of its top four tacklers in **LB Anthony Gonzalez**, **LB Todd Thomas** and **SS Ray Vinopal**, as well as **DE David Durham** (3 sacks).

### The Schedule

Pitt's schedule gets a bit tougher this year with Notre Dame joining Iowa, Akron and Youngstown State in non-conference play. The Panthers will face tough Coastal foes Virginia Tech, Georgia Tech and Duke on the road and will have Louisville, Miami, UNC, and UVa at home.

### 2015 Preview

Narduzzi and his new staff will welcome back 17 returning starters from last year's team, eight on offense and seven on defense, as well as both **PK Chris Blewitt** and **P Ryan Winslow**... Heading into the fall, the main priorities are to fill the gaps on the offensive line and find a receiver to complement Boyd...The line should be helped by the return of **C Artie Rowell**, who can play C or G and missed all but two games of last year with an injury...Rowell will join returning starters **T Adam Bisnowaty**, **G Dorian Johnson** and **C Alex Officer**...At the other tackle, sophomore **Aaron Reese** will be a viable candidate while redshirt freshman **Alex Bookser**, also a leading candidate to fill the vacant guard position, is a possibility at tackle as well...At WR, junior **Dontez Ford** (3 catches) sophomores **Zach Challingsworth** and **Jester Weah** are possibilities to take some pressure off Boyd who will be in line for national honors this fall... Conner leads a talented tailback corps that includes **RB Chris James** (437 yds, 5.0 avg.) ...With a year of experience under his belt, **QB Chad Voytik** should also be more consistent...Defensively, **DT Darryl Render** and **NT Khaynin Mosley-Smith** return inside... Senior **DE Ejuan Price** ended spring ahead of last year's starter **Shakir Soto** at one end, while sophomore **DE Rori Blair** is at the other with junior **NT Tyrique Jarrett** battling Mosley-Smith for starting honors...**MLB Matt Galambos** (72 tackles) is the lone returning starter at linebacker, while **Bam Bradley** (36 tackles) and **Nicholas Grigsby**, who both saw action last year head to the fall as starter with Quintin Wirginis and redshirt freshman **Jamal Davis** competing for playing time...Three starters return to the secondary in **CBs Lafayette Pitts** and **Avonte Maddox** and **FS Reggie Mitchell** (62 tackles, 7 PBU) with sophomore **Pat Amara** and junior **Jevonte Pitts** competing for the boundary safety position.

### Roster Breakdown Starters Returning (17)

#### OFFENSE (8)..... 2014. Career

Pos.	Name	Starts	Starts
WR	Tyler Boyd, Jr.	12	22
TE	J.P. Holtz, Sr.	13	36
T	Adam Bisnowaty, So.-R.	10	18
G	Dorian Johnson, Jr.	13	16
C	Alex Officer, So.-R	10	10
C	*Artie Rowell, Sr.-R	2	15
QB	Chad Voytik, Jr.-R	13	13
FB	Jaymar Parrish, Jr.	13	19
TB	James Conner, Jr.	13	13

\*2013 starter who missed most of 2014 w/injury

#### DEFENSE (7)..... 2014. Career

Pos.	Name	Starts	Starts
DE	Shakir Soto, Jr.	13	14
DT	Darryl Render, Sr.	11	13
NT	Khaynin Mosley-Smith, Sr.	12	13
MLB	Matt Galambos, Jr.	10	12
CB	Lafayette Pitts, Jr.-R.	13	38
CB	Avonte Maddox, So.	6	6
SS	Reggie Mitchell, Jr.-R.	13	13

#### SPECIALISTS (2)..... 2014. Career

Pos.	Name	Starts	Starts
PK	Chris Blewitt, Jr.	13	26
P	Ryan Winslow, So.-R	13	13

### Starters Lost (7)

#### OFFENSE (3)..... 2014. Career

Pos.	Name	Starts	Starts
WR	Manasseh Garner	9	14
T	T.J. Clemmings	13	32
G	Matt Rotheram	13	40

#### DEFENSE (4)..... 2014. Career

Pos.	Name	Starts	Starts
DE	David Durham	10	21
SLB	Anthony Gonzalez	13	27
WLB	Todd Thomas	11	34
SS	Ray Vinopal	13	27

#### SPECIALISTS (0)..... 2014. Career

### Quick Facts

Location	Pittsburgh, Pa.
Founded	1787
Enrollment	28,766
Chancellor	Dr. Patrick D. Gallagher
Director of Athletics	Scott Barnes
Stadium	Heinz Field
Capacity	68,400
2014 Overall Record	6-7
2014 ACC Record	4-4
2014 ACC Finish	Tied 3rd in Coastal Division

### Pitt Panthers

<b>Lettermen Returning</b> .....	47
Offensive Lettermen Returning....	22
Defensive Lettermen Returning...	21
Specialists Lettermen Returning...	4
<b>Lettermen Lost</b> .....	17
Offensive Lettermen Lost .....	9
Defensive Lettermen Lost .....	8
Specialists Lettermen Lost .....	0
<b>Returning Production Index</b>	
(Percentage of 2014 Statistics Returning)	
% Passing Returning .....	.936
% Rushing Returning .....	.909
% Receiving Returning .....	.761
% Receiving Yards Ret.....	.780
% Scoring Returning.....	.928
% Kickoff Returns.....	.965
% Punt Returns.....	.964
% Tackles Returning.....	.964
% Turnovers Forced .....	.644

### Numbers & Notes

**First** - When Pitt sophomore **WR Tyler Boyd** totalled 1,261 yards on his 78 pass receptions in 2014, he became the first player in ACC history to have 1,000 or more yards in each of his freshman and sophomore seasons. Boyd ranks 4th nationally among all returning receivers in career reception yardage (2,435).

**2** - Pitt has won two Associated Press National Championships in football in 1937 and 1976.

**26** - The number of rushing touchdowns in 2014 for Pitt sophomore **TB James Conner**. Conner broke the ACC single-season record by five TDs.

**.750** - The field goal percentage for junior **PK Chris Blewitt** on attempts from more than 40 yards in his first two seasons. Blewitt has made 12 of 16 three-point attempts from longer than 40 yards.

**140.31** - The career pass efficiency rating for Pitt **QB Chad Voytik**. Voytik has completed 61.1 percent of his passes in his career.

**282.58** - Over the last three seasons, Michigan State's defense, coached by new Pitt head coach Pat Narduzzi, led the nation in total defense, allowing just 282.58 yards per game over its last 40 games.

TOTAL OFFENSE.....	Rush.....	Pass.....	TDR.....	Total
1. Alex Van Pelt (1988-92).....	-119	11267	73	11148
2. Tino Sunseri (2009-12).....	1	8590	56	8591
3. Tyler Palko (2002-06).....	86	8343	78	8429
4. Dan Marino (1979-82).....	-277	8597	81	8320
5. Rod Rutherford (2000-03).....	885	6724	74	7609
6. Tony Dorsett (1973-76).....	6526	0	63	6526
7. John Congemi (1983-86).....	-116	6467	52	6351
8. Bill Stull (2005-09).....	-188	5252	35	5064
9. Rick Trocano (1987-90).....	673	4219	39	4892
10. David Priestley (1999-01).....	-88	4533	33	4445

PASSING YARDAGE.....	Comp-Att.....	Pct.....	TD.....	Yards
1. Alex Van Pelt (1988-92).....	865-1503	576	66	11267
2. Dan Marino (1979-82).....	693-1204	576	79	8597
3. Tino Sunseri (2009-12).....	736-1141	645	49	8590
4. Tyler Palko (2002-06).....	645-1075	600	66	8343
5. Rod Rutherford (2000-03).....	458-842	544	60	6724
6. John Congemi (1983-86).....	550-994	553	42	6467
7. Bill Stull (2005-09).....	418-681	614	32	5252
8. David Priestley (1999-01).....	332-573	579	31	4533
9. John Ryan (1992-95).....	338-626	540	32	4334
10. Rick Trocano (1977-80).....	317-615	515	23	4219

RECEIVING YARDAGE.....	Recp.....	TD.....	Avg.....	Yards
1. Antonio Bryant (1999-01).....	173	30	17.69	3061
2. Dietrich Jells (1991-95).....	160	25	18.77	3003
3. Devin Street (2010-13).....	202	16	14.36	2901
4. Latef Grim (1998-00).....	178	15	15.06	2680
5. Larry Fitzgerald (2002-03).....	161	34	16.63	2677
6. Greg Lee (2003-05).....	127	17	19.45	2470
7. <b>Tyler Boyd (2013-*)</b> .....	<b>163</b>	<b>15</b>	<b>14.94</b>	<b>2435</b>
8. Jon Baldwin (2008-10).....	128	16	18.26	2337
9. Mike Shanahan (1999-00).....	159	11	14.31	2276
10. Dwight Collins (1980-83).....	133	24	17.02	2264

RUSHING.....	Att.....	TD.....	Avg.....	Yards
1. Tony Dorsett (1973-76).....	1163	58	5.61	6526
2. Ray Graham (2009-12).....	595	32	5.50	3271
3. Curvin Richards (1988-90).....	584	17	5.47	3192
4. Craig Heyward (1984, 1986-87).....	681	24	4.53	3086
5. Dion Lewis (2009-10).....	544	30	5.26	2860
6. LeSean McCoy (2007-08).....	584	35	4.82	2816
7. Billy West (1993-97).....	572	20	4.90	2803
8. Elliott Walker (1974-77).....	481	29	5.71	2748
9. Curtis Martin (1991-94).....	518	15	5.10	2643
10. <b>James Conner (2013-*)</b> .....	<b>444</b>	<b>34</b>	<b>5.77</b>	<b>2564</b>

RECEPTIONS.....	Yards.....	TD.....	Avg.....	Rec.
1. Devin Street (2010-13).....	2901	16	14.36	202
2. Latef Grim (1998-00).....	2680	15	15.06	178
3. Antonio Bryant (1999-01).....	3061	30	17.69	173
4. <b>Tyler Boyd (2013-*)</b> .....	<b>2435</b>	<b>15</b>	<b>14.94</b>	<b>163</b>
5. Larry Fitzgerald (2002-03).....	2677	34	16.63	161
6. Dietrich Jells (1991-95).....	3003	25	18.77	160
7. Mike Shanahan (2009-12).....	2276	11	14.31	159
8. Dwight Collins (1980-83).....	2264	24	17.02	133
9. Gordon Jones (1975-78).....	2230	21	16.77	133
10. Derek Kinder (2004-08).....	1646	13	12.56	131

SCORING.....	Points
1. Tony Dorsett (1973-76).....	380
2. Carson Long (1973-76).....	268
3. Conor Lee (2006-08).....	263
4. Andy Hastings (1914-16, 199).....	255
5. LeSean McCoy (2007-08).....	216
6. Ray Graham (2009-12).....	216
7. Nick Lotz (1998-01).....	214
8. Dan Hutchins (2008-10).....	209
9. Larry Fitzgerald (2002-03).....	204
10. Elliott Walker (1974-77).....	200

No.	Name.....	Pos.	Ht.	Wt.	Class.....	Hometown
25	* Pat Amara.....	DB	6-2	195	So.....	Philadelphia, Pa
82	Rafael Araujo-Lopes.....	WR	5-9	190	So.....	Kissimmee, Fla.
35	George Aston.....	FB	6-0	240	Fr.-R.....	Stephens City, Va.
72	* Carson Baker.....	OL	6-5	325	So.-R.....	Fairborn, Ohio
34	Mark Bernsdorff.....	DB	5-11	185	So.....	Sylvania, Ohio
7	Adam Bertke.....	QB	6-6	235	Fr.-R.....	Maria Stein, Ohio
69	** Adam Bisnowaty.....	OL	6-6	300	Jr.-R.....	Pittsburgh, Pa.
92	* Rori Blair.....	DL	6-4	240	So.....	Pittsburgh, Pa.
12	** Chris Blewitt.....	PK	5-9	190	Jr.....	Alexandria, Va.
78	Alex Bookser.....	OL	6-6	310	Fr.-R.....	Pittsburgh, Pa.
11	Nate Bossory.....	QB	6-3	240	So.....	Chelsea, Mich.
23	** Tyler Boyd.....	WR	6-2	200	Jr.....	Clairton, Pa.
4	** Bam Bradley.....	LB	6-2	230	Jr.-R.....	Dayton, Ohio
20	Dennis Briggs.....	DB	5-10	190	Fr.-R.....	Wilkinsburg, Pa.
39	Saleem Brightwell.....	LB	6-0	195	Fr.....	Paterson, N.J.
26	Joey Brungo.....	WR	6-1	195	Fr.-R.....	New Kensington, Pa.
30	** Mike Caprara.....	LB	6-0	230	Jr.-R.....	Turtle Creek, Pa.
80	* Zach Challingsworth.....	WR	6-2	200	So.-R.....	McDonald, Pa.
24	** James Conner.....	RB	6-2	240	Jr.....	Erie, Pa.
50	Dom Cuono.....	LB	6-2	235	Fr.-R.....	Tampa, Fla.
39	Jaquaun Davidson.....	WR	6-2	205	Fr.-R.....	Elizabeth, Pa.
7	Jamal Davis II.....	LB	6-2	225	Fr.-R.....	Canton, Ohio
76	Connor Dintino.....	DL	6-3	310	Fr.-R.....	Mashpee, Mass.
3	Ben DiNucci.....	QB	6-2	190	Fr.-R.....	Wexford, Pa.
36	Michael Dunn.....	DL	6-3	235	So.-R.....	Pittsburgh, Pa.
96	Allen Edwards.....	DL	6-4	235	Jr.....	Miami, Fla.
45	* Devon Edwards.....	TE	6-4	270	So.-R.....	Columbus, Ohio
30	Stephen Ezekoye.....	RB	5-9	175	Fr.-R.....	Silver Spring, Md.
40	James Folston.....	LB	6-3	230	Fr.-R.....	Cocoa, FL
19	* Dontez Ford.....	WR	6-2	215	Jr.-R.....	McKees Rocks, Pa.
47	** Matt Galambos.....	LB	6-2	240	Jr.....	Collingdale, Pa.
77	Alex Galiyas.....	OL	6-2	270	Fr.-R.....	Dexter, Mich.
45	Nick Goldsmith.....	P	6-2	210	Fr.-R.....	Dyer, Ind.
87	Reggie Green.....	DL	6-2	230	So.-R.....	Cranford, N.J.
3	** Nicholas Grigsby.....	LB	6-1	220	Sr.-R.....	Trotwood, Ohio
50	Mike Grimm.....	OL	6-6	325	Fr.-R.....	Bethel Park, Pa.
62	* John Guy.....	OL	6-7	310	Jr.-R.....	Somerville, Mass.
22	Darrin Hall.....	RB	5-11	215	Fr.....	Youngstown, Ohio
81	* Tony Harper.....	TE	6-4	225	So.-R.....	Toledo, Ohio
21	Malik Henderson.....	DB	6-0	185	Fr.....	Plantation, Fla.
10	Quadree Henderson.....	WR	5-8	170	Fr.....	Wililmington, Del.
8	Dewayne Hendrix.....	DL	6-4	275	So.....	O'Fallon, Ill.
66	Mike Herndon.....	OL	6-4	305	Fr.-R.....	Greenville, Va.
86	** J.P. Holtz.....	TE	6-4	250	Sr.....	Pittsburgh, Pa.
29	** Rachid Ibrahim.....	RB	6-1	195	Jr.....	Rockville, Md.
29	Oluwaseun Idowu.....	DB	6-0	185	Fr.-R.....	Wexford, Pa.
88	Gentry Ivory.....	WR	6-1	195	Fr.....	Mansfield, Texas
11	Dane Jackson.....	DB	6-0	165	Fr.....	Coraopolis, Pa.
5	* Chris James.....	RB	5-11	210	So.....	Chicago, Ill.
54	* Tyrique Jarrett.....	DL	6-3	335	Jr.....	Pittsburgh, Pa.
53	** Dorian Johnson.....	OL	6-5	300	Jr.....	Belle Vernon, Pa.

No.	Name.....	Pos.	Ht.	Wt.	Class.....	Hometown
32	Jordan Jones.....	WR	6-3	215	Fr.-R.....	Aurora, Ill.
75	* Jaryd Jones-Smith.....	OL	6-7	335	So.-R.....	Voorhees, N.J.
43	Joey Kerle.....	FB	6-0	235	Fr.-R.....	Harrisburg, Pa.
38	** Ryan Lewis.....	DB	6-0	195	Jr.-R.....	Seattle, Wash.
40	Colton Lively.....	FB	6-0	240	So.-R.....	Lake Dallas, Texas
27	Nico Lodovico.....	LB	6-1	215	So.-R.....	Murrysville, Pa.
14	* Avonte Maddox.....	DB	5-9	170	So.....	Detroit, Mich.
48	Kellen McAlone.....	WR	6-2	200	Fr.-R.....	Dallas, Texas
28	Anthony McKee.....	LB	6-2	200	Fr.....	Columbus, Ohio
15	* Reggie Mitchell.....	DB	6-0	190	Jr.-R.....	Pittsburgh, Pa.
56	* Justin Moody.....	DL	6-3	280	So.-R.....	Philadelphia, Pa.
95	** Khaynin Mosley-Smith#.....	DL	6-0	305	Sr.-R.....	Pittsburgh, Pa.
32	Phillip Motley.....	DB	5-10	185	Fr.-R.....	Columbus, Ohio
67	** David Murphy#.....	LS	6-1	220	Sr.-R.....	Buffalo, N.Y.
63	* Alex Officer.....	OL	6-4	335	So.-R.....	Rochester, N.Y.
37	Qadree Ollison.....	RB	6-2	230	Fr.-R.....	Niagara Falls, N.Y.
84	Brian O'Neill.....	TE	6-6	270	Fr.-R.....	Wilmington, Del.
83	** Scott Orndoff.....	TE	6-5	265	Jr.....	Waynesburg, Pa.
31	** Jaymar Parrish.....	FB	6-2	270	Jr.....	Monroeville, Pa.
74	Alex Paulina.....	OL	6-3	300	Fr.....	Canonsburg, Pa.
4	Nate Peterman#.....	QB	6-2	225	Fr.-R.....	Jacksonville, Fla.
59	Tony Pilato.....	OL	6-5	315	Fr.....	Greensburg, Pa.
26	** Jevonte Pitts.....	DB	5-11	205	Jr.-R.....	Forest Hills, Pa.
6	** Lafayette Pitts#.....	DB	5-11	195	Sr.-R.....	Duquesne, Pa.
48	* Zach Poker.....	DL	6-4	235	So.-R.....	Oconomowoc, Wis.
53	Brian Popp.....	LB	6-0	225	Fr.-R.....	Loveland, Ohio
22	Jameel Poteat.....	LB	5-10	215	Sr.-R.....	Harrisburg, Pa.
5	** Ejuan Price.....	DL	6-0	250	Sr.-R.....	Rankin, Pa.
61	* Pat Quirin.....	LS	6-1	225	Jr.-R.....	Pittsburgh, Pa.
60	Aaron Reese.....	OL	6-5	315	So.-R.....	Chambersburg, Pa.
98	Joel Reighard.....	PK	5-10	180	Fr.....	Altoona, Pa.
91	** Darryl Render.....	DL	6-2	300	Sr.....	Cleveland, Ohio
41	Anthony Rippole.....	FB	5-10	230	Jr.-R.....	McKees Rocks, Pa.
71	* Gabe Roberts.....	OL	6-5	300	Jr.-R.....	New London, Wis.
57	* Artie Rowell#.....	OL	6-2	310	Sr.-R.....	Harrisburg, Pa.
93	Shane Roy.....	DL	6-4	245	Fr.-R.....	Reading, Ohio
97	Mark Scarpinato#.....	DL	6-3	285	Sr.-R.....	Milwaukee, Wis.
52	** Shakir Soto.....	DL	6-3	265	Jr.....	Wilkes-Barre, Pa.
43	Jay Stocker.....	DB	6-2	185	Fr.....	Coatesville, Pa.
94	* Jeremiah Taleni.....	DL	6-2	295	So.-R.....	Kaneohe, Hi.
2	Tre Tipton.....	WR	6-0	170	Fr.....	Apollo, Pa.
90	Hez Trahan.....	DL	6-4	260	Fr.-R.....	Philadelphia, Pa.
16	** Chad Voytik.....	QB	6-1	215	Jr.-R.....	Cleveland, Tenn.
85	* Jester Weah.....	WR	6-3	205	So.-R.....	Madison, Wis.
2	** Terrish Webb.....	DB	5-11	190	Jr.....	Clairton, Pa.
9	Jordan Whitehead.....	DB	5-11	185	Fr.....	Aliquippa, Pa.
35	Jalen Williams.....	DB	6-2	205	Fr.-R.....	Newburgh, N.Y.
18	* Ryan Winslow.....	P	6-5	210	So.-R.....	Maple Glen, Pa.
58	* Quintin Wiggins.....	LB	6-2	240	So.....	Pittsburgh, Pa.
17	** Chris Wuestner.....	WR	6-2	210	Jr.-R.....	Carlisle, Pa.
28	Elijah Zeise.....	WR	6-2	215	Fr.-R.....	Pittsburgh, Pa.

\* Denotes letter earned; R-Denotes redshirt year; # Denotes Graduate.



**Pat Narduzzi**  
**Head Coach**  
*(Rhode Island '90)*  
**Record at Pitt:**  
**Record at Pitt: First Year**  
**Overall: First Year**  
**Born: April 22, 1966**



Nationally recognized as one of college football's brightest coaching talents, Pat Narduzzi was named the new head coach at the University of Pittsburgh on December 26, 2014. A coach's son who grew up 70 miles from Pittsburgh in Youngstown, Ohio—a city that also takes pride in its industrial heritage and football tradition—Narduzzi spent the prior eight years orchestrating Michigan State's perennially devastating defense. Under his direction, the Spartans were the only team to rank in the nation's top 10 in total defense and rushing defense each season from 2011-14. Working under two-time Big Ten Coach of the Year Mark Dantonio, Narduzzi helped Michigan State to Top 25 finishes in five of the past seven seasons. In 2014, the Spartans finished with a No. 5 national ranking and 11-2 record. Michigan State boasted the nation's top rushing defense in 2014, yielding just 88.5 yards per game. The Spartans finished third nationally with 34 turnovers gained and eighth in total defense, holding opponents to just 315.8 yards per contest. In 2013, Michigan State finished No. 3 in the country following a Big Ten title and 24-20 victory over No. 5 Stanford in the Rose Bowl. In the wake of that championship season, Narduzzi was named the 2013 recipient of the prestigious Broyles Award, annually presented to the country's top assistant coach. Narduzzi has tutored an impressive list of decorated defensive players, including first team All-Americans in cornerback Darqueze Dennard, safety Kurtis Drummond, linebacker Greg Jones and defensive tackle Jerel Worthy. Dennard was a unanimous All-American in 2013, becoming the first Michigan State cornerback to earn that distinction. He also was the school's first winner of the Jim Thorpe Award, annually given to college football's top defensive back. Dennard was a first-round NFL Draft pick of the Cincinnati Bengals in 2014, the first Spartans defensive back taken in the initial round since 1961. Narduzzi coached 19 first-team All-Big Ten selections. Four players won the conference's top individual awards under his watch, including the past two Big Ten Defensive Back of the Year honorees (Dennard in 2013 and Drummond in 2014). Shilique Calhoun was the Big Ten Defensive Lineman of the Year in 2013 while Greg Jones was the overall Defensive Player of the Year in 2009. Prior to Michigan State, Narduzzi spent three years (2004-06) as defensive coordinator under Dantonio at Cincinnati, helping the Bearcats to a pair of bowl invitations. In 2003, Narduzzi was the defensive coordinator at Miami of Ohio under the late Terry Hooppner. The RedHawks stormed to a 13-1 record that season, capturing the Mid-American Conference (MAC) championship and defeating nationally ranked Louisville in the GMAC Bowl to finish No. 10 in the Associated Press poll. While quarterback Ben Roethlisberger headlined Miami's offense, Narduzzi's stout unit topped the MAC in rushing defense (19th nationally), scoring defense (22nd nationally) and pass efficiency defense (34th nationally). Narduzzi served as linebackers coach at Northern Illinois for three seasons (2000-02). NIU won a pair of MAC divisional titles during his tenure and in 2002 had the league's top rushing defense. From 1993-98, Narduzzi coached at his alma mater, Rhode Island, serving as the Rams' defensive coordinator his final two seasons. He began his coaching career at Miami of Ohio, working as a graduate assistant in 1990 and 1991, before earning his first full-time position as receivers coach for the 1992 season. Narduzzi was an all-state performer at Youngstown's Ursuline High School, leading the Irish to the Steel Valley championship and Ohio state playoffs as a senior in 1984. He was a starting linebacker under his father, the late Bill Narduzzi, as a freshman at Youngstown State University in 1985 before transferring to Rhode Island and became a three-year starter for the Rams from 1987-89. Pat Narduzzi completed his bachelor's degree in physical education at Rhode Island in 1990 and later earned a master's degree in sports studies at Miami of Ohio in 1992. He and his wife Donna have four children: Arianna, Christina, Patrick and Isabella.

### Pitt Coaches and Records

#### OVERALL WON/LOSS RECORDS

No.	Head Coach	Years	W	L	T	Pct.
1.	Anson F. Harrold	(1) 1893	1	4	0	.200
2.	J.P. Linn	(1) 1895	1	6	0	.143
3.	George W. Hoskins	(1) 1896	3	6	0	.333
4.	Thomas Gawthrop-Trenchard	(1) 1897	1	3	0	.250
5.	Dr. Fred A. Robinson	(2) 1898-99	8	3	2	.692
6.	Dr. M. Roy Jackson	(1) 1900	5	4	0	.556
7.	Wilbur D. Hockensmith	(1) 1901	7	2	1	.750
8.	Frederick Joseph Crolius	(1) 1902	5	6	1	.458
9.	Arthur St. Ledger Mosse	(3) 1903-05	20	10	1	.661
10.	E.R. Wingard	(1) 1906	6	4	0	.600
11.	John A. Moorhead	(1) 1907	8	2	0	.800
12.	John H. Thompson	(5) 1908-12	30	14	2	.674
13.	Joseph M. Duff, Jr.	(2) 1913-14	14	3	1	.806
14.	Glenn "Pop" Warner	(9) 1915-23	60	12	4	.816
15.	Dr. John B. "Jock" Sutherland	(15) 1924-38	111	20	12	.818
16.	Charles W. Bowser	(4) 1939-42	14	20	1	.414
17.	Clark D. Shaughnessy	(5) 1943-45	10	17	0	.370
18.	Wesley E. Fesler	(1) 1946	3	5	1	.389
19.	Walter S. Milligan	(3) 1947-49	13	14	0	.481
20.	Leonard J. Casanova	(1) 1950	1	8	0	.111
21.	Tom Hamilton	(2) 1951, 1954	7	9	0	.438
22.	Lowell P. "Red" Dawson	(2) 1952-54	9	11	1	.452
23.	John P. Michelosen	(11) 1955-65	56	49	7	.531
24.	David R. Hart	(3) 1966-68	3	27	0	.100
25.	Carl A. DePasqua	(4) 1969-72	13	29	0	.310
26.	John Majors	(4) 1973-76	33	13	1	.713
27.	Jackie Sherrill	(5) 1977-81	50	9	1	.842
28.	Serafino "Foge" Fazio	(4) 1982-85	25	18	3	.576
29.	Mike Gottfried	(4) 1986-89	26	17	2	.600
30.	Paul Hackett	(4) 1989-92	13	20	1	.397
31.	Sal Sunseri	(1) 1992	0	1	0	.000
31.	John Majors	(4) 1993-96	12	32	0	.273
32.	Walt Harris	(8) 1997-04	52	44	0	.542
33.	Dave Wannstedt	(6) 2005-10	42	31	0	.575
34.	Phil Bennett	(1) 2010	1	0	0	1.000
35.	Todd Graham	(1) 2011	6	6	0	.500
36.	Keith Patterson	(1) 2011	0	1	0	.000
37.	Paul Chryst	(2) 2012-14	19	20	0	.487
38.	Pat Narduzzi	(0) 2015	0	0	0	.000

#### CONFERENCE GAMES ONLY

Rk.	Head Coach	Years	W	L	T	Pct
1.	Paul Chryst	2013-14	7	9	0	.438

(Based on Winning Percentage)

#### BOWL GAMES ONLY

Head Coach	Bowls	W	L	T	Pct
Walt Harris	6	2	4	0	.333
Jackie Sherrill	5	4	1	0	.800
Dr. John B. "Jock" Sutherland	4	1	3	0	.250
John Majors	3	2	1	0	.667
Paul Chryst	3	1	2	0	.333
Dave Wannstedt	2	1	1	0	.500
Serafino "Foge" Fazio	2	0	2	0	.000
John Michelosen	2	0	2	0	.000
Paul Hackett	1	1	0	0	1.000
Phil Bennett	1	1	0	0	1.000
Mike Gottfried	1	0	1	0	.000
Keith Patterson	1	0	1	0	.000

### PITT ASSISTANT COACHES

Jim Chaney (Central Missouri St. '85).....Offensive Coordinator/Quarterbacks  
 Josh Conklin (S. Dakota State '03)..... Defensive Coordinator  
 Rob Harley (Ohio State '06)..... Linebackers  
 Renaldo Hill (Michigan State '12)..... Cornerbacks  
 John Peterson (Ohio State '91)..... Offensive Line  
 Andre Powell (Indiana '89) ..Special Teams Coordinator/Running Backs  
 Tim Salem (Arizona State '85)..... Tight Ends  
 Kevin Sherman (Ferrum '92)..... Wide Receivers  
 Tom Sims (Pittsburgh '90)..... Defensive Line



# PITT 2014 STATISTICS



## 2014 Pitt Results (6-7, 4-4 ACC)

Date	Result	Opponent	Att.	Pitt		Opp.		Offense					Defense				
				AP	USA	AP	USA	Run	Pass	Total	Passes	TO	Run	Pass	Total	Passes	TO
A30	W, 62-0	Delaware	40,549	--	--	--	--	409	92	501	11-14-0	1	33	31	64	9-16-3	3
S5	W, 30-20	at Boston College	30,083	--	--	--	--	303	111	414	10-20-1	1	142	134	276	10-28-2	2
S13	W, 42-25	at FIU	10,147	--	--	--	--	321	101	422	11-19-1	3	57	236	293	17-35-0	1
S20	L, 20-24	Iowa	48,895	--	--	--	--	185	250	435	19-30-1	1	133	178	311	12-18-1	1
S27	L, 10-21	Akron	40,059	--	--	--	--	129	161	349	20-34-1	2	169	213	382	17-35-1	1
O4	L, 19-24	at Virginia	43,307	--	--	--	--	116	195	311	16-30-1	1	225	121	346	10-17-1	1
O16	W, 21-16	Virginia Tech	43,125	--	--	--	--	210	121	331	11-18-1	2	26	265	291	26-45-0	1
O25	L, 28-56	Georgia Tech	44,734	--	--	--	--	198	328	526	23-35-0	6	465	147	612	5-12-0	1
N1	L, 48-51 2OT	Duke	39,293	--	--	24	24	358	236	594	16-24-0	0	172	266	438	23-31-0	0
N15	L, 35-40	at North Carolina	53,000	--	--	--	--	305	218	523	11-16-0	1	226	276	502	23-40-0	0
N22	W, 30-7	Syracuse	32,549	--	--	--	--	256	189	445	14-20-1	1	106	149	255	10-25-2	3
N29	W, 35-23	at Miami	61,106	--	--	--	--	226	134	360	8-12-0	0	125	296	421	22-45-0	0
J2	L, 34-35	vs. Houston	37,888	--	--	--	--	227	222	449	18-36-0	0	212	274	486	15-25-0	0

Lockheed Martin Armed Forces Bowl, Amon G. Carter Stadium, Fort Worth, Texas

TEAM STATISTICS	PITT	OPP
SCORING	414	342
Points Per Game	31.8	26.3
Points Off Turnovers	60	90
FIRST DOWNS	308	246
Rushing	182	118
Passing	107	112
Penalty	19	16
RUSHING YARDAGE	3243	2091
Yards gained rushing	3532	2388
Yards lost rushing	289	297
Rushing Attempts	610	465
Average Per Rush	5.3	4.5
Average Per Game	249.5	160.8
TDs Rushing	35	26
PASSING YARDAGE	2417	2586
Comp-Att-Int	188-308-7	199-372-10
Average Per Pass	7.8	7.0
Average Per Catch	12.9	13.0
Average Per Game	185.9	198.9
TDs Passing	17	17
TOTAL OFFENSE	5660	4677
Total Plays	918	837
Average Per Play	6.2	5.6
Average Per Game	435.4	359.8
KICK RETURNS: #-Yards	41-909	36-716
PUNT RETURNS: #-Yards	23-169	14-66
INT RETURNS: #-Yards	10-95	7-81
KICK RETURN AVERAGE	22.2	19.9
PUNT RETURN AVERAGE	7.3	4.7
INT RETURN AVERAGE	9.5	11.6
FUMBLES-LOST	24-12	16-4
PENALTIES-Yards	83-695	78-634
Average Per Game	53.5	48.8
PUNTS-Yards	50-2003	69-2905
Average Per Punt	40.1	42.1
Net punt average	37.1	38.2
KICKOFFS-Yards	79-4907	62-3737
Average Per Kick	62.1	60.3
Net kick average	41.3	38.4
TIME OF POSSESSION/Game	33:49	26:11
3RD-DOWN Conversions	79/170	65/173
3rd-Down Pct	46%	38%
4TH-DOWN Conversions	10/15	11/18
4th-Down Pct	67%	61%
SACKS BY-Yards	19-133	21-148
MISC YARDS	-1	0
TOUCHDOWNS SCORED	52	45
FIELD GOALS-ATTEMPTS	16-21	10-13
ON-SIDE KICKS	0-0	3-4
RED-ZONE SCORES	(53-59) 90%	(32-38) 84%
RED-ZONE TOUCHDOWNS	(44-59) 75%	(27-38) 71%
PAT-ATTEMPTS	(50-51) 98%	(36-38) 95%
ATTENDANCE	289204	197643
Games/Avg Per Game	7/41315	5/39529
Neutral Site Games		1/37888

RUSHING	Att.	Yds.	TD	Lg.	Avg.
James Conner	298	1765	26	74	5.9
Chad Voytik	108	466	3	49	4.3
Chris James	87	437	4	18	5.0
Bennett, I.	51	272	2	29	5.3
Rachid Ibrahim	33	263	0	50	8.0
Tyler Boyd	12	63	0	19	5.2
Ronald Jones	2	14	0	7	7.0
Trey Anderson	3	10	0	9	3.3
Matt Galambos	1	5	0	5	5.0
TEAM	15	-52	0	0	-3.5
<b>Total</b>	<b>610</b>	<b>3243</b>	<b>35</b>	<b>74</b>	<b>5.3</b>
<b>Opponents</b>	<b>465</b>	<b>2091</b>	<b>26</b>	<b>57</b>	<b>4.5</b>

PASSING	Cmp.	Att.	Int.	Pct.	TD	Yds.
Chad Voytik	176	287	7	61.3	16	2233
Trey Anderson	11	18	0	61.1	1	155
TEAM	0	2	0	0.0	0	0
Tyler Boyd	1	1	0	100.0	0	29
<b>Total</b>	<b>188</b>	<b>308</b>	<b>7</b>	<b>61.0</b>	<b>17</b>	<b>2417</b>
<b>Opponents</b>	<b>199</b>	<b>372</b>	<b>10</b>	<b>53.5</b>	<b>17</b>	<b>2586</b>

RECEIVING	Rec.	Yds.	TD	Lg.	Avg.
Tyler Boyd	78	1261	8	53	16.2
J.P. Holtz	21	199	4	22	9.5
Manasseh Garner	17	201	2	22	11.8
Kevin Weatherspoon	15	195	0	39	13.0
Bennett, I.	12	125	1	35	10.4
Rachid Ibrahim	11	73	0	26	6.6
Ronald Jones	9	79	0	16	8.8
James Conner	5	70	0	40	14.0
Adam Bertke	5	44	0	20	8.8
Jaymar Parrish	4	25	0	9	6.2
Scott Orndoff	4	24	1	9	6.0
Dontez Ford	3	50	1	26	16.7
Chad Voytik	1	29	0	29	29.0
Chris James	1	23	0	23	23.0
Adonis Jennings	1	11	0	11	11.0
Chris Wuestner	1	8	0	8	8.0
<b>Total</b>	<b>188</b>	<b>2417</b>	<b>17</b>	<b>53</b>	<b>12.9</b>
<b>Opponents</b>	<b>199</b>	<b>2586</b>	<b>17</b>	<b>79</b>	<b>13.0</b>

PUNTING	No.	Yds.	Lg.	Blk.	Avg.
Ryan Winslow	50	2003	51	0	40.1
<b>Total</b>	<b>50</b>	<b>2003</b>	<b>51</b>	<b>0</b>	<b>40.1</b>
<b>Opponents</b>	<b>69</b>	<b>2905</b>	<b>65</b>	<b>1</b>	<b>42.1</b>

PUNT RETURNS	No.	Yds.	TD	Lg.	Avg.
Tyler Boyd	16	162	0	45	10.1
Kevin Weatherspoon	4	6	0	9	1.5
Ronald Jones	2	4	0	2	2.0
TEAM	1	-3	0	0	-3.0
<b>Total</b>	<b>23</b>	<b>169</b>	<b>0</b>	<b>45</b>	<b>7.3</b>
<b>Opponents</b>	<b>14</b>	<b>66</b>	<b>0</b>	<b>38</b>	<b>4.7</b>

KICK RETURNS	No.	Yds.	TD	Lg.	Avg.
Tyler Boyd	16	442	0	64	27.6
Avonte Maddox	11	219	0	35	19.9
Ronald Jones	6	132	0	35	22.0
Chris Wuestner	2	36	0	18	18.0
Rachid Ibrahim	2	30	0	15	15.0
Kevin Weatherspoon	2	32	0	18	16.0
Jaymar Parrish	2	18	0	14	9.0
<b>Total</b>	<b>41</b>	<b>909</b>	<b>0</b>	<b>64</b>	<b>22.2</b>
<b>Opponents</b>	<b>36</b>	<b>716</b>	<b>1</b>	<b>99</b>	<b>19.9</b>

SCORING	TD	FGs	PAT	Pts.
James Conner	26	0-0	0-0	156
Chris Blewitt	0	16-21	50-51	98
Tyler Boyd	8	0-0	0-0	48
J.P. Holtz	4	0-0	0-0	24
Chris James	4	0-0	0-0	24
Bennett, I.	3	0-0	0-0	18
Chad Voytik	3	0-0	0-0	18
Manasseh Garner	2	0-0	0-0	12
Dontez Ford	1	0-0	0-0	6
Scott Orndoff	1	0-0	0-0	6
TEAM	0	0-0	0-0	4
<b>Total</b>	<b>52</b>	<b>16-21</b>	<b>50-51</b>	<b>414</b>
<b>Opponents</b>	<b>45</b>	<b>10-13</b>	<b>36-38</b>	<b>342</b>

TACKLES	Solo	Ast.	Tot.
Anthony Gonzalez	62	19	81
Todd Thomas	49	24	73
Matt Galambos	43	29	72
Ray Vinopal	43	25	68
Reggie Mitchell	44	18	62
Lafayette Pitts	32	7	39
Bam Bradley	23	13	36
Terrish Webb	24	9	33
Avonte Maddox	26	6	32
Darryl Render	18	14	32
Shakir Soto	15	16	31
David Durham	16	14	30
Nicholas Grigsby	21	7	28
K.K. Mosley-Smith	18	9	27
Pat Amara	10	8	18
Rori Blair	11	3	14
Ryan Lewis	8	1	9
Justin Moody	6	3	9

INTERCEPTIONS	No.	Yds.	TD	Lg.
Lafayette Pitts	2	31	0	31
Terrish Webb	2	11	0	11
Ray Vinopal	2	13	0	13
Todd Thomas	1	0	0	0
Matt Galambos	1	19	0	19
Pat Amara	1	0	0	0
Bam Bradley	1	21	0	21
<b>Total</b>	<b>10</b>	<b>95</b>	<b>0</b>	<b>31</b>
<b>Opponents</b>	<b>7</b>	<b>81</b>	<b>1</b>	<b>35</b>



## 2015 North Carolina Schedule

Date	Opponent	Series Record	Series Began	Series Last Meeting	Stadium (Capacity)	Site
Sept. 3	South Carolina (ESPN), 6 pm	34-19-4	1903	2013, aL 27-10	Bank of America Stadium (73,778)	Charlotte, N.C.
Sept. 12	N.C. A&T (ESPN3), 6 pm		First Meeting		Kenan Stadium (63,000)	Chapel Hill, N.C.
Sept. 19	Illinois (ABC, ESPN or 2), Noon	2-0-0	1971	1987, hW 34-14	Kenan Stadium (63,000)	Chapel Hill, N.C.
Sept. 26	Delaware		First Meeting		Kenan Stadium (63,000)	Chapel Hill, N.C.
Oct. 3	at Georgia Tech	19-28-3	1915	2014, hW 48-43	Bobby Dodd Stadium (55,000)	Atlanta, Ga.
Oct. 17	Wake Forest	68-35-2	1888	2012, aL 28-27	Kenan Stadium (63,000)	Chapel Hill, N.C.
Oct. 24	Virginia	61-54-4	1892	2014, aW 28-27	Kenan Stadium (63,000)	Chapel Hill, N.C.
Oct. 29	at Pitt (ESPN), 7 pm	6-3-0	1974	2014, hW 40-35	Heinz Field (68,400)	Pittsburgh, Pa.
Nov. 7	Duke	59-37-4	1888	2014, aW 45-20	Kenan Stadium (63,000)	Chapel Hill, N.C.
Nov. 14	Miami	11-7-0	1946	2014, aL 47-20	Kenan Stadium (63,000)	Chapel Hill, N.C.
Nov. 21	at Virginia Tech	11-20-6	1895	2014, hL 34-17	Lane Stadium (65,632)	Blacksburg, Va.
Nov. 28	at NC State	65-33-6	1894	2014, hL 35-7	Carter-Finley Stadium (57,600)	Raleigh, N.C.

### 2014 In Review

Larry Fedora's third season in Chapel Hill showcased a UNC offense that was explosive and productive led by **QB Marquise Williams**. Williams' total of 3,856 total yards was the 10th-best total in league history. UNC rebounded from a four-game losing streak to win four of its next five and earn its second straight bowl invitation. But the Tar Heels then dropped their final two games of the year to finish 6-7 overall and 4-4 in the ACC. Besides being young and inexperienced in both offensive and defensive lines, the main culprit was a defensive unit which gave up an ACC-record 6,472 yards. Williams, who also accounted for 34 TDs rushing and passing, earned 2nd-team All-ACC honors while **WR Ryan Switzer** (51 catches) and **G Landon Turner** were 3rd-team selections. **WR Mack Hollins** (17.5 avg., 8 TDs), **DT Ethan Farmer** and **CB Brian Walker** were Honorable Mention All-ACC while **DE Dajuan Drennon** and **DT Nazair Jones** were named Honorable Mention Freshmen All-Americans.

### Who's Gone

UNC only lost seven starters, just one on offense and four on defense, as well as **P Tommy Hibbard** and **PK Thomas Moore**. On offense only **TE Jack Tabb** is missing, while defensively **Farmer**, **Bandit Nortkeius Otis**, **LB Travis Hughes** and **CB Tim Scott** will need to be replaced.

### The Schedule

North Carolina will face eight teams that went to bowl games last fall, beginning with a season-opener against border state rival South Carolina in Charlotte. UNC will also have to travel to Coastal rivals Georgia Tech and Virginia Tech, as well as arch-rival NC State.

### 2015 Preview

North Carolina should again be good on offense with 10 starters returning led by Williams, WRs Switzer, Hollins, **Quinshad Davis** and **Bug Howard** and a running back corps led by **T.J. Logan** (582 yds) but including **Ellijah Hood**, **Romar Morris** and **Khris Francis**. Most importantly all five starters on the offensive line also return and four of them--**Ts Jonathan Heck** and **John Ferranto**, **G Caleb Peterson** and **C Lucas Crowley**--are juniors joining senior **G Turner**, though sophomore **Bentley Spain** emerged from spring as the starter at LT while sophomore **G Jared Cohen** is pushing Peterson for playing time. Talented backup **QB Mitch Trubisky** also returns to provide quality depth. It is on defense, though, that the Tar Heels must improve in order to challenge for the Coastal Division title. New coordinator and former Auburn head coach **Gene Chizik** brings with him a new 4-3 defensive scheme and the credentials to improve a unit that was ranked 117th in total defense last fall. Chizik will have a couple of young, promising players in Drennon (5.5 TFLs) and Nazair (7.5 TFLs) who saw significant action as freshmen. Senior **DT Justin Thomason** also returns upfront where he started all 13 games a year ago. Also returning is **DE Junior Gnonkonde**, **DE Jeremiah Clarke** and **DT Tyler Powell** and they will be pushed by January enrollee **Jalen Dalton**. Senior **LB Jeff Schoettmer** (74 tackles, 6 TFLs) was the second leading tackler on the team a year ago and returns to lead a LB corps that includes **Shakeel Rashad**, **Joe Jackson**, **Cayson Collins**, **Cole Holcomb** and January enrollee **Andre Smith**. Two of the three starting CBs return in **Brian Walker** (3 INTs) and **Des Lawrence** (71 tackles), but they ended spring in battles with **M.J. Stewart** and **Malik Simmons** (34 tackles at Ram) for starting honors, while **Sam Smiley** (52 tackles, 1 INT) heads into the fall as the leader at free safety with freshman **J.K. Britt** and junior **Dominique Green** (41 tackles) in the running at strong safety.

## Roster Breakdown

### Returning Starters (17)

Offense (10)	2014 Career Pos	Name	Starts	Starts
WR	Quinshad Davis, Sr.	11	33	
WR	Mack Hollins, Jr.	9	9	
WR	Ryan Switzer, Jr.	9	9	
T	Jonathan Heck, Jr.-R.	11	24	
T	John Ferranto, Jr.-R.	13	13	
G	Caleb Peterson, Jr.-R.	11	23	
G	Landon Turner, Sr.	11	28	
C	Lucas Crowley, Jr.	12	13	
QB	Marquise Williams, Sr.	13	19	
RB	T.J. Logan, Jr.	9	14	

Defense (7)	2014 Career Pos	Name	Starts	Starts
DE	Dajuan Drennon, So.	13	13	
DT	Justin Thomason, Sr.	13	13	
LB	Jeff Schoettmer, Sr.-R.	13	24	
Ram	Malik Simmons, Sr.	5	15	
CB	Brian Walker, Jr.	12	14	
CB	Des Lawrence, Jr.	12	12	
S	Dominique Green, Jr.	9	22	

Specialists (0)	2014 Career Pos	Name	Starts	Starts
TE	Jack Tabb	13	23	

### Starters Lost (7)

Offense (1)	2014 Career Pos	Name	Starts	Starts
TE	Jack Tabb	13	23	

Defense (4)	2014 Career Pos	Name	Starts	Starts
DT	Ethan Farmer	13	26	
B	Nortkeius Otis	10	20	
LB	Travis Hughes	12	27	
CB	Tim Scott	13	46	

Specialists (2)	2014 Career Pos	Name	Starts	Starts
P	Tommy Hibbard, So.	13	38	
PK	Thomas Moore, Sr.-R.	13	13	

### Quick Facts

Location	Chapel Hill, N.C.
Founded	1789
Enrollment	18,370 (undergraduates only)
Chancellor	Dr. Carol Holt
Director of Athletics	Bubba Cunningham
Stadium	Kenan Memorial
Capacity	63,000
2014 Overall Record	6-7
2014 ACC Record	4-4
2014 ACC Finish	Tied 3rd Coastal Division

## North Carolina Tar Heels

Lettermen Returning	46
Offensive Lettermen Returning	23
Defensive Lettermen Returning	22
Specialists Lettermen Returning	1
Lettermen Lost	19
Offensive Lettermen Lost	8
Defensive Lettermen Lost	8
Specialists Lettermen Lost	3
Returning Production Index	
(Percentage of 2014 Statistics Returning)	
% Passing Returning	.504
% Rushing Returning	.992
% Receiving Returning	.860
% Receiving Yds Ret.	.837
% Scoring Returning	.838
% Kickoff Returns	.939
% Punt Returns	1.000
% Tackles Returning	.707
% Turnovers Forced	.870

### Numbers & Notes

**1st** - North Carolina senior **G Landon Turner** was selected a first-team preseason All-American by Phil Steele's preseason football magazine.

**5** - As a sophomore in 2014, **WR Ryan Switzer** finished 5th in the ACC in pass receptions in with 61 catches. As a freshman in 2013, he tied the NCAA record for most punt returns in a season for touchdowns with five.

**21** - **WR Quinshad Davis** heads into his senior year with 21 career touchdown receptions, the most of any returning ACC pass receiver and ties for the second-highest total of any returning receivers in the NCAA's FBS.

**34** - **QB Marquise Williams** passed and ran for 34 touchdowns last fall. That TDR mark led the ACC, set a school record, and tied for the 9th-best single-season total in ACC history.

**35.4** - **Larry Fedora's** North Carolina teams have averaged 35.4 points a game in his 38 games as head coach. In the 13 seasons before Fedora arrived in Chapel Hill, UNC averaged just 23.3 points per game.

**68** - Junior **C Lucas Crowley**, whose jersey number is No. 68, was one of five ACC pivotmen selected to the preseason watch list for the 2015 Rimington Trophy. The Rimington is presented annually to the nation's best center.



# SYRACUSE CAREER LEADERS, ALPHABETICAL ROSTER



TOTAL OFFENSE	Rush	Pass	TDR	Total
1. Donovan McNabb (1995-98)	1,561	8,389	96	9,950
2. Ryan Nassib (2009-12)	168	9,190	75	9,358
3. Marvin Graves (1990-93)	289	8,466	65	8,755
4. Don McPherson (1983-87)	1,251	5,812	65	7,063
5. Bill Hurley (1975-79)	2,551	3,398	38	5,949
6. R.J. Anderson (2000-03)	649	4,698	34	5,347
7. Perry Patterson (2003-06)	40	5,220	32	5,180
8. Troy Nunes (1999-02)	286	4,578	38	4,864
9. Joe Morris (1978-81)	4,299	0	27	4,299
10. Dave Warner (1978-81)	1,139	2,593	21	3,732

PASSING YARDAGE	Comp-Att	Pct	TD	Yards
1. Ryan Nassib (2000-03)	791-1,312	.603	70	9,190
2. Marvin Graves (1990-93)	563-943	.597	48	8,466
3. Donovan McNabb (1995-98)	548-938	.584	77	8,389
4. Don McPherson (1983-87)	367-687	.534	46	5,812
5. Perry Patterson (2003-06)	456-862	.529	25	5,220
6. R.J. Anderson (1985-86)	358-679	.527	21	4,698
7. Troy Nunes (1999-02)	362-618	.586	32	4,578
8. Bill Hurley (1975-79)	228-465	.490	19	3,398
9. Todd Norley (1982-85)	250-482	.519	11	2,661
10. Terrel Hunt (2013-*)	250-418	.598	11	2,621

RECEIVING YARDAGE	Recp	TD	Avg	Yards
1. Marvin Harrison (1992-95)	135	20	20.21	2,728
2. Alec Lemon (2009-12)	201	18	12.92	2,596
3. Shelby Hill (1990-93)	139	10	16.52	2,296
4. Rob Moore (1987-89)	106	22	20.02	2,122
5. Scott Schwedes (1983-86)	139	16	15.19	2,111
6. Mike Williams (2006-07, 2009)	133	20	15.37	2,044
7. Jarrod West (2011-14)	134	4	13.70	1,836
8. Marcus Sales (2009-12)	131	16	13.44	1,761
9. Rob Carpenter (1989-90)	93	10	17.81	1,656
10. Quinton Spotwood (1996-99)	105	15	15.74	1,653

RUSHING	Att	TD	Avg	Yards
1. Joe Morris (1978-81)	813	25	5.29	4,299
2. Walter Reyes (2001-04)	625	45	5.48	3,424
3. Delone Carter (2006-10)	646	24	4.80	3,104
4. Larry Csonka (1965-67)	594	16	4.94	2,934
5. James Mungro (1998-01)	529	29	5.42	2,869
6. Floyd Little (1964-66)	504	35	5.37	2,704
7. David Walker (1989-92)	503	17	5.25	2,643
8. Dee Brown (1997-00)	493	28	5.33	2,626
9. Bill Hurley (1975-79)	685	19	3.72	2,551
10. Damien Rhodes (2002-2005)	545	24	4.52	2,461

RECEPTIONS	Yards	TD	Avg	Rec
1. Alec Lemon (2009-12)	2,596	18	12.92	201
2. Shelby Hill (1990-93)	2,296	10	16.52	139
Scott Schwedes (1983-86)	2,111	16	15.19	139
4. Marvin Harrison (1992-95)	2,728	20	20.21	135
5. Jarrod West (2011-14)	1,836	4	13.70	134
6. Mike Williams (2006-07, 2009)	2,044	14	15.37	133
7. Marcus Sales (2007-10)	1,761	16	13.44	131
8. Rob Moore (1987-89)	2,122	22	20.02	106
Quinton Spotwood (1996-99)	1,653	15	15.74	105
10. Art Monk (2003-05)	1,466	12	11.73	102

SCORING	Points
1. Nate Trout (1996-99)	334
2. John Biskup (1989-92)	296
3. Walter Reyes (2001-04)	280
4. Floyd Little (1964-66)	278
5. Ross Krautman (2010-*)	250
6. Collin Barber (2001-04)	237
7. Dave Jacobs (1975-78)	234
8. Ernie Davis (1959-61)	220
9. Don McAulay (1983-85)	203
10. Gary Anderson (1979-81)	198


No.	Name	Pos.	Ht.	Wt.	Class	Hometown
34	Ameen-Moore Adonis	RB	5-11	260	Sr.	Denver, Col.
53	Lucas Albrecht	DE	6-2	251	Sr.	Hudson Falls, N.Y.
41	* Anthony, Eric	SS	6-0	194	Jr.	Baldwinsville, N.Y.
5	** Arciniega, Luke	LB	6-4	247	Jr.	Sparks, Nev.
83	* Avant, Sean	WR	5-10	201	So.	Miramar, Fla.
46	Batten, PJ	TE	6-3	239	So.	Miami, Fla.
30	* Bennett, Parris	LB	6-0	216	So.	Detroit, Mich.
1	** Broyld, Ashton	WR	6-3	221	Sr.	Henrietta, N.Y.
73	* Burton, Jon	OT	6-8	307	So.	Spotsylvania, Va.
63	Charles, Rony-Andre	DT	6-2	309	Sr.	Medford, Mass.
28	* Cordy, Antwan	SS	5-8	178	So.	Homestead, Fla.
82	** Cornelius III, Alvin	WR	6-1	192	Jr.	Staten Island, N.Y.
81	* Custis, Jamal	WR	6-5	223	So.	Philadelphia, Pa.
76	Darney, Keaton	OT	6-3	266	Fr.-R.	Los Angeles, Calif.
92	** Dixon, Riley	K/P	6-5	222	Sr.	Blossvale, N.Y.
15	Dowels, Juwan	CB	5-10	179	Fr.-R.	Sunrise, Fla.
11	Dunkelberger, Trey	TE	6-5	235	So.	Shillington, Pa.
78	** Emerich, Jason	C	6-3	286	Jr.	New Ringgold, Pa.
86	Enoicy, Adly	WR	6-5	227	Fr.-R.	Delray Beach, Fla.
9	** Estime, Brisly	WR	5-9	176	Jr.	Delray Beach, Fla.
58	Foster, Donnie	C	6-3	312	So.	Savannah, Ga.
72	** Foy, Ivan	OT	6-5	276	Sr.	Brooklyn, N.Y.
45	* Franklin, Zaire	LB	6-0	231	So.	Philadelphia, Pa.
42	* Green, Jacob	TE	6-1	250	Sr.	Seattle, Wash.
7	Green, Troy	WR	6-1	180	So.	Skaneateles, N.Y.
71	* Hayes, Alex	OG	6-2	290	So.	Ellenwood, Ga.
79	Hindy, Taylor	OG	6-4	309	Jr.	West Hills, Calif.
53	Hines, Nathan	LS	6-6	247	So.	Catonsville, Md.
33	** Hodge, Marqez	LB	5-11	215	Jr.	Miami, Fla.
36	Hodgkinson, Alex	K	6-2	183	Sr.	London, UK
20	Hudson, Cordell	CB	5-11	175	Fr.-R.	Largo, Fla.
10	** Hunt, Terrel	QB	6-3	234	Sr.	Rosedale, N.Y.
8	* Ishmael, Steve	WR	6-2	200	So.	Miami, Fla.
25	Jackson Jr., Eric	CB	5-9	170	Sr.	Inglewood, Calif.
56	Keller, Matt	LS	5-11	213	Fr.	Millersville, Pa.
58	Laguerre Jr., Hernz	LB	6-1	226	Sr.	Spring Valley, N.Y.
67	** Lasker, Michael	OT	6-5	306	Sr.	Corona, Calif.

No.	Name	Pos.	Ht.	Wt.	Class	Hometown
84	** Lewis, Ben	WR	6-2	208	Jr.	Middletown, Md.
4	* Long, AJ	QB	6-0	177	So.	Lebanon, Tenn.
90	MacPherson, Cameron	TE	6-3	247	Jr.	Syracuse, N.Y.
16	Mahoney, Zack	QB	6-2	201	So.	LaGrange, Ill.
29	** McFarlane, Devante	RB	6-0	193	Jr.	Wheatley Heights, N.Y.
65	* McGloster, Jamar	OT	6-7	310	So.	Hillside, N.J.
69	Mitsuuchi, Keith	LS	5-10	226	Sr.	Torrance, Calif.
77	** Moore, Kendall	C	6-5	239	Jr.	Chicago, Ill.
2	** Morgan, Wayne	CB	5-11	187	Sr.	Brooklyn, N.Y.
27	** Morris II, George	RB	6-0	190	Jr.	Lawrenceville, Ga.
48	* Murphy, Cole	K	6-3	191	So.	Castaic, Calif.
12	** Norton, Ryan	K	5-11	186	Sr.	Garden City, N.Y.
57	** Palmer, Omari	OG	6-3	323	Jr.	Coram, N.Y.
89	** Parris, Josh	TE	6-4	244	Jr.	Stone Mountain, Ga.
49	Perry, Alryk	LB	6-1	218	So.	Columbus, Ala.
14	* Phillips, Ervin	RB	5-11	179	So.	West Haven, Conn.
80	* Provo, Tyler	TE	6-2	223	So.	West Palm Beach, Fla.
50	** Raymon, John	DT	6-5	305	Sr.	Richboro, Pa.
59	Roberts, Aaron	OG	6-4	266	Fr.-R.	Chicago, Ill.
68	** Robinson, Nick	OG	6-6	292	Sr.	Baldwinsville, N.Y.
97	Samuels, Kayton	NT	6-0	306	Fr.-R.	Ellenwood, Ga.
21	* Scissum, Chauncey	FS	6-2	206	So.	West Henrietta, N.Y.
74	** Shanley, Seamus	OG	6-1	279	Sr.	Syracuse, N.Y.
51	** Simmons Jr., Donnie	DE	6-2	258	Sr.	White Plains, N.Y.
95	Slayton, Chis	DT	6-4	289	Fr.-R.	University Park, Ill.
42	Stanard, Joe	SS	5-10	197	Jr.	Baldwinsville, N.Y.
17	* Thomas, Jonathan	LB	6-1	205	So.	Lawrenceville, Ga.
13	** Thompson, Ron	DE	6-3	255	Jr.	Southfield, Mich.
55	** Trudo, Rob	C	6-4	307	Sr.	Farrell, Pa.
7	** Vigille, Oliver	LB	6-2	230	Sr.	Miami, Fla.
75	Ward, Denzel	OT	6-8	331	Fr.-R.	Chicago, Ill.
1	** Whigham, Julian	CB	6-1	187	Sr.	West Palm Beach, Fla.
16	* Williams, Rodney	FS	5-10	189	Fr.-R.	Cherry Hill, N.J.
75	* Williams, Wayne	NT	6-4	325	Sr.	Brooklyn, N.Y.
5*	Wilson, Austin	QB	6-3	217	So.	Camp Hill, Pa.
11	* Winfield, Corey	CB	6-1	181	So.	St. Louis, Mo.

\* Denotes letter earned; R-Denotes redshirt year; #-Denotes graduate.



**Scott Shafer**  
**Head Coach**  
*(Baldwin-Wallace '90)*  
**Record at Syracuse:**  
 7-6 (.538), 1 Year  
**Overall: 7-6 (.538), 1 Year**  
**Born: January, 1967**



Beginning his third season as head coach at Syracuse, Scott Shafer is intent on leading the Orange back to the postseason. He did so in his first year at the helm as Syracuse claimed the Texas Bowl Championship. But last year, the Orange were derailed by a series of injuries. Recognized as one of the top defensive minds in college football Shafer served four years as defensive coordinator for the Orange (2009-12) and crafted defenses that were known for aggressive blitzing schemes and a relentless pursuit of the football. His defense ranked 6th nationally in tackles for loss (2012) and was 7th nationally in total defense in 2010. In 2009, Shafer's defense ranked 37th in the country after having been 114th in 2008. The unit also improved dramatically in first downs allowed, ranking 27th (from 104th), sacks (sixth from 100th), and third-down defense (28th from 117th). In 2010, Shafer was nominated for the AFCA National Assistant Coach of the Year and the Broyles Award as the nation's top assistant coach. Many of Shafer's players have continued their careers in the National Football League, including Syracuse standouts Chandler and Arthur Jones, Shamarko Thomas, Doug Hogue and Phillip Thomas, Western Michigan's E.J. Biggers and Louis Delmas, Illinois' Kelvin Hayden and Michigan's Morgan Trent. In a 25-year coaching career, he has mentored 40 all-conference selections and four All-Americans, including eight All-ACC and 10 All-BIG EAST performers at Syracuse. Prior to coming to Syracuse, Shafer climbed the coaching ranks with stops at Indiana (graduate assistant, 1991-92), Rhode Island (secondary, 1993-95), Northern Illinois (defensive coordinator/defensive backs, 1996-2003), Illinois (defensive backs, 2004), Western Michigan (defensive coordinator/defensive backs, 2005-06), Stanford (assistant head coach/defensive coordinator, 2007), and Michigan (defensive coordinator, 2008). At Rhode Island, Shafer helped lead the Rams to the New England Division title. The success continued at Northern Illinois, where the Huskies ranked third nationally in interceptions (23). His 2002 unit led the MAC in every defensive category. During Shafer's two years at Western Michigan, he played a key role in one of the biggest turnarounds in Broncos history, as the team went from 1-11 the year prior to his arrival to 7-4 in 2005 and 8-4 in 2006. At Stanford, the Cardinal defense improved in every NCAA statistical defensive category from the previous season. He played quarterback at Baldwin Wall ace from 1986 through 1989, serving as team captain in 1989. He directed the Yellow Jackets offense that ranked 17th nationally in pass efficiency. He began his collegiate playing career at Ohio University in 1985. A native of Painesville, Ohio, Shafer earned his undergraduate degree in education from Baldwin-Wallace in 1990 and his Master's degree from Indiana University in 1993. He and his wife, Missy, have a son, Wolfgang, a sophomore at Ithaca College, and a daughter, Elsa.

## Syracuse Coaches and Records

### OVERALL WON/LOSS RECORDS

No.	Head Coach	Years	W	L	T	Pct
1.	Bobby Winston	(1) 1890	7	4	0	.636
2.	William Galbraith	(1) 1891	4	6	0	.400
3.	Jordan C. Wells	(1) 1892	0	8	0	.000
4.	George H. Bond	(1) 1894	6	5	0	.545
5.	George O. Reddington	(2) 1895-96	11	5	0	.688
6.	Frank E. Wade	(3) 1897-99	17	9	0	.654
7.	Edwin R. Sweetland	(3) 1900-02	20	5	0	.800
8.	Jason B. Parrish	(1) 1903	5	4	0	.556
	Ancil D. Brown					
10.	Charles P. Hutchins	(2) 1904-05	14	6	0	.700
11.	Frank J. O'Neill	(8) 1906-07, 1913-15, 1917-19	50	19	2	.724
12.	Howard H. Jones	(1) 1908	6	3	0	.667
13.	T.A.D. Jones	(2) 1909-10	9	9	0	.500
14.	DeForest Cummings	(2) 1911-12	9	8	0	.529
15.	William M. Hollenback	(1) 1916	5	4	0	.556
16.	John F. Meehan	(5) 1920-24	35	8	4	.787
17.	C.W.P. Reynolds	(2) 1925-26	15	3	0	.833
18.	Lewis P. Andreas	(3) 1927-29	15	10	0	.600
19.	Victor A. Hanson	(1) 1930-35	33	21	5	.602
20.	Ossie M. Solem	(9) 1936-42, 44-45	30	27	6	.524
21.	Clarence Munn	(1) 1946	4	5	0	.444
22.	Reaves Baysinger	(2) 1947-48	4	14	0	.222
23.	Ben Schwartzwalder	(25) 1949-73	153	91	3	.626
24.	Frank Maloney	(7) 1974-80	32	46	3	.414
25.	Dick MacPherson	(10) 1981-1990	66	46	4	.586
26.	Paul Pasqualoni	(14) 1991-2004	107	59	1	.644
26.	Greg Robinson	(4) 2005-08	10	37	0	.213
27.	Doug Marrone	(4) 2009-12	25	25	0	.500
28.	Scott Shafer	(2) 2013-14	10	15	0	.400

### CONFERENCE GAMES ONLY

Rk.	Head Coach	Years	W	L	T	Pct
1.	Scott Shafer	2013-14	5	11	0	.313

(Based on Winning Percentage)

### BOWL GAMES ONLY

Head Coach	Bowls	W	L	T	Pct
Paul Pasqualoni	(9)	6	3	0	.667
Ben Schwartzwalder	(7)	2	5	0	.286
Dick MacPherson	(5)	3	1	1	.700
Doug Marrone	(2)	2	0	0	1.000
Scott Shafer	(1)	1	0	0	1.000
Frank Maloney	(1)	1	0	0	1.000

(Based on Appearances)

## Shafer by the Numbers

Year	School	AP/USA	ACC Finish	All	Pct.
2013	Syracuse	4-4	T3rdA	7-6-0	.538
2014	Syracuse	1-7	T6thA	3-9-0	.250
<b>Syracuse: 2 Years</b> ..... 5-11 (.500) .. 10-15-0 ..... 400					
<b>Overall: 2 Years</b> ..... 5-11 (.500) .. 10-15-0 ..... 400					
vs. Boston College	.....	1-1	vs. Maryland	.....	1-0
vs. Clemson	.....	0-2	vs. Pitt	.....	0-2
vs. Duke	.....	0-1	vs. NC State	.....	1-1
vs. Florida State	.....	0-2	vs. Virginia Tech	.....	1-1
vs. Georgia Tech	.....	0-1	vs. Wake Forest	.....	2-0
vs. Louisville	.....	0-1			

## SYRACUSE ASSISTANT COACHES

Bobby Acosta (Rowan '99)	.....	Tight Ends
Joe Adam (Grand Valley State '05)	.....	Guards, Centers
Chuck Bullough (Michigan State '92)	.....	Defensive Coordinator
Tim Daoust (Wittenburg '01)	.....	Assistant Head Coach/Defensive Line
Clark Lea (Vanderbilt '04)	.....	Linebackers
Tim Lester (Western Michigan '00)	.....	Recruiting Coordinator/Quarterbacks
Jake Moreland (Western Michigan '00)	.....	Tight Ends, Offensive Tackles
Fred Reed (Mesa State '94)	.....	Defensive Backs
DeAndre Smith (S.W. Missouri State '92)	.....	Running Backs



# SYRACUSE 2014 STATISTICS



## 2014 Syracuse Results (3-9, 1-7 ACC)

Date.....Result..... Opponent.....Att.	SU		Opp.		Offense						Defense				
	AP	USA	AP	USA	Run	Pass	Total	Passes	TO	Run	Pass	Total	Passes	TO	
A29.....W, 27-26 2OT... Villanova	--	--	--	--	136	184	320	22-35-0	0	190	199	389	16-27-0	0	
S13.....W, 40-3..... at Central Michigan	--	--	--	--	289	175	464	20-30-0	0	34	183	217	18-34-0	2	
S20.....L, 20-34..... Maryland	--	--	--	--	370	219	589	14-28-1	2	89	280	369	16-26-0	0	
S27.....L, 15-31..... vs. Notre Dame (MetLife Stadium, East Rutherford, N.J.)	--	--	8	8	135	294	429	22-38-1	1	161	362	523	32-39-2	5	
O3.....L, 6-28..... Louisville	--	--	--	--	59	196	255	17-37-2	2	178	174	352	12-22-1	2	
O11.....L, 20-38..... Florida State	--	--	1	1	156	256	412	21-36-3	3	165	317	482	30-36-0	2	
O18.....W, 30-7..... at Wake Forest	--	--	--	--	199	171	370	22-32-0	0	71	99	170	15-23-1	2	
O25.....L, 6-16..... at Clemson	--	--	21	20	88	82	170	12-28-2	3	166	209	375	24-35-2	4	
N1.....L, 17-24..... NC State	--	--	--	--	37	307	345	22-42-2	3	121	186	307	20-33-0	0	
N8.....L, 10-27..... Duke	--	--	22	20	119	105	224	17-32-2	2	98	161	259	15-33-1	1	
N22.....L, 7-30..... at Pittsburgh	--	--	--	--	106	149	255	10-25-2	3	256	189	445	14-20-1	1	
N29.....L, 7-28..... at Boston College	--	--	--	--	62	66	128	8-20-2	2	142	160	302	13-17-0	1	

TEAM STATISTICS.....SU	OPP
SCORING.....205	292
Points Per Game.....17.1	24.3
Points Off Turnovers.....127	179
FIRST DOWNS.....202	240
Rushing.....92	100
Passing.....93	120
Penalty.....17	20
RUSHING YARDAGE.....1750	1671
Yards gained rushing.....2095	2024
Yards lost rushing.....345	353
Rushing Attempts.....424	493
Average Per Rush.....4.1	3.4
Average Per Game.....145.8	139.2
TDs Rushing.....12	9
PASSING YARDAGE.....2209	2519
Comp-Att-Int.....207-383-17	225-345-8
Average Per Pass.....5.8	7.3
Average Per Catch.....10.7	11.2
Average Per Game.....184.1	209.9
TDs Passing.....6	19
TOTAL OFFENSE.....3959	4190
Total Plays.....807	838
Average Per Play.....4.9	5.0
Average Per Game.....329.9	349.2
KICK RETURNS: # -Yards.....35-637	32-637
PUNT RETURNS: # -Yards.....20-167	23-329
INT RETURNS: # -Yards.....8-91	17-296
KICK RETURN AVERAGE.....18.2	19.9
PUNT RETURN AVERAGE.....8.4	14.3
INT RETURN AVERAGE.....11.4	17.4
FUMBLES-LOST.....13-4	21-12
PENALTIES-Yards.....86-717	79-672
Average Per Game.....59.8	56.0
PUNTS-Yards.....76-3182	63-2734
Average Per Punt.....41.9	43.4
Net punt average.....36.5	39.8
KICKOFFS-Yards.....46-2690	63-3937
Average Per Kick.....58.5	62.5
Net kick average.....39.7	41.7
TIME OF POSSESSION/Game 26:41	33:19
3RD-DOWN Conversions.....61/179	70/178
3rd-Down Pct.....34%	39%
4TH-DOWN Conversions.....6/12	7/10
4th-Down Pct.....50%	70%
SACKS BY-Yards.....27-181	24-183
MISC YARDS.....0	0
TOUCHDOWNS SCORED.....2	33
FIELD GOALS-ATTEMPTS..17-23	19-24
ON-SIDE KICKS.....1-4	0-0
RED-ZONE SCORES.....(28-35) 80%	(31-40) 77%
RED-ZONE TOUCHDOWNS (14-35) 40%	(18-40) 45%
PAT-ATTEMPTS.....(20-21) 95%	(31-31) 100%
ATTENDANCE.....242682	193485
Games/Avg Per Game.....6/40447	5/38697
Neutral Site Games.....1/76802	

RUSHING.....Att.	Yds.	TD	Lg.	Avg.	
Prince-Tyson Gulley...128	614	1	65	4.8	
Adonis Ameen-Moore..62	337	1	53	5.4	
Terrel Hunt.....52	292	6	36	5.6	
Ervin Phillips.....45	194	0	17	4.3	
Devante McFarlane.....28	169	0	86	6.0	
George Morris.....35	101	0	33	2.9	
Mitch Kimble.....12	45	1	10	3.8	
Riley Dixon.....1	42	0	42	42.0	
Jamal Custis.....1	1	0	1	1.0	
Ron Thompson.....1	1	1	1	1.0	
TEAM.....1	-2	0	0	-2.0	
Adrian Flemming.....1	-3	0	0	-3.0	
AJ Long.....45	-4	2	20	-0.1	
Brisly Estime.....1	-8	0	0	-8.0	
Austin Wilson.....11	-29	0	2	-2.6	
<b>Total.....424</b>	<b>1750</b>	<b>12</b>	<b>86</b>	<b>4.1</b>	
<b>Opponents.....493</b>	<b>1671</b>	<b>9</b>	<b>42</b>	<b>3.4</b>	
PASSING.....Cmp.	Att.	Int.	Pct.	TD	Yds.
AJ Long.....89	165	8	53.9	4	935
Terrel Hunt.....83	145	4	57.2	1	983
Austin Wilson.....28	50	4	56.0	0	253
Mitch Kimble.....6	19	1	31.6	0	37
Jarrold West.....0	2	0	0.0	0	0
TEAM.....0	1	0	0.0	0	0
Riley Dixon.....1	1	0	100.0	1	1
<b>Total.....207</b>	<b>383</b>	<b>17</b>	<b>54.0</b>	<b>6</b>	<b>2209</b>
<b>Opponents.....225</b>	<b>345</b>	<b>8</b>	<b>65.2</b>	<b>19</b>	<b>2519</b>
RECEIVING.....Rec.	Yds.	TD	Lg.	Avg.	
Jarrold West.....49	700	0	51	14.3	
Steve Ishmael.....27	415	3	46	15.4	
Ben Lewis.....24	275	1	48	11.5	
Prince-Tyson Gulley..21	107	0	23	5.1	
Ashton Brolyd.....15	174	0	24	11.6	
Ervin Phillips.....15	57	0	9	3.8	
Adrian Flemming.....13	109	0	17	8.4	
Brisly Estime.....10	140	1	38	14.0	
Josh Parris.....9	49	0	13	5.4	
Adonis Ameen-Moore..5	22	0	11	4.4	
Devante McFarlane....4	49	0	28	12.2	
Kendall Moore.....4	31	1	14	7.8	
Jamal Custis.....4	15	0	6	3.8	
Alvin Cornelius.....3	42	0	19	14.0	
Sean Avant.....3	21	0	8	7.0	
Jeremiah Kobena.....1	3	0	3	3.0	
<b>Total.....207</b>	<b>2209</b>	<b>6</b>	<b>51</b>	<b>10.7</b>	
<b>Opponents.....225</b>	<b>2519</b>	<b>19</b>	<b>90</b>	<b>11.2</b>	
PUNTING.....No.	Yds.	Lg.	Blk.	Avg.	
Riley Dixon.....75	3182	60	1	42.4	
TEAM.....1	0	0	0	0.0	
<b>Total.....76</b>	<b>3182</b>	<b>60</b>	<b>1</b>	<b>41.9</b>	
<b>Opponents.....63</b>	<b>2734</b>	<b>65</b>	<b>0</b>	<b>43.4</b>	
PUNT RETURNS.....No.	Yds.	TD	Lg.	Avg.	
Ritchy Desir.....8	71	0	15	8.9	
Brisly Estime.....6	58	0	22	9.7	
Prince-Tyson Gulley...5	37	0	27	7.4	
Darius Kelly.....1	1	0	1	1.0	
<b>Total.....20</b>	<b>167</b>	<b>0</b>	<b>27</b>	<b>8.4</b>	
<b>Opponents.....23</b>	<b>329</b>	<b>2</b>	<b>67</b>	<b>14.3</b>	

KICK RETURNS.....No.	Yds.	TD	Lg.	Avg.
Ervin Phillips.....25	476	0	31	19.0
Prince-Tyson Gulley..5	98	0	29	19.6
Brisly Estime.....2	19	0	19	9.5
Devante McFarlane....2	37	0	20	18.5
Jonathan Thomas.....1	7	0	7	7.0
<b>Total.....35</b>	<b>637</b>	<b>0</b>	<b>31</b>	<b>18.2</b>
<b>Opponents.....32</b>	<b>637</b>	<b>1</b>	<b>95</b>	<b>19.9</b>
SCORING.....TD	FGs	PAT	Pts.	
Cole Murphy.....0	13-16	11-12	50	
Terrel Hunt.....6	0-0	0-0	36	
Ryan Norton.....0	4-7	9-9	21	
Steve Ishmael.....3	0-0	0-0	18	
AJ Long.....2	0-0	0-0	12	
Marqez Hodge.....1	0-0	0-0	6	
Brisly Estime.....1	0-0	0-0	6	
Kendall Moore.....1	0-0	0-0	6	
Micah Robinson.....1	0-0	0-0	6	
Ben Lewis.....1	0-0	0-0	6	
Adonis Ameen-Moore..1	0-0	0-0	6	
Durell Eskridge.....1	0-0	0-0	6	
Robert Welsh.....1	0-0	0-0	6	
Ron Thompson.....1	0-0	0-0	6	
Prince-Tyson Gulley...1	0-0	0-0	6	
Mitch Kimble.....1	0-0	0-0	6	
Cameron Lynch.....0	0-0	0-0	2	
<b>Total.....22</b>	<b>17-23</b>	<b>20-21</b>	<b>205</b>	
<b>Opponents.....33</b>	<b>19-24</b>	<b>31-31</b>	<b>292</b>	
TACKLES.....Solo	Ast.	Tot.		
Cameron Lynch.....69	28	97		
Dyshawyn Davis.....53	18	71		
Durell Eskridge.....47	21	68		
Darius Kelly.....39	22	61		
Ritchy Desir.....43	14	57		
Zaire Franklin.....31	13	44		
Brandon Reddish.....32	11	43		
Micah Robinson.....25	16	41		
Marqez Hodge.....29	9	38		
Eric Crume.....25	13	38		
Ron Thompson.....17	15	32		
Robert Welsh.....24	7	31		
Julian Whigham.....21	7	28		
Josh Kirkland.....18	3	21		
Ryan Sloan.....10	6	16		
Corey Winfield.....13	1	14		
Antwan Cordy.....5	5	10		
Wayne Williams.....4	5	9		
INTERCEPTIONS.....No.	Yds.	TD	Lg.	
Brandon Reddish.....3	0	0	0	
Robert Welsh.....1	42	1	42	
Durell Eskridge.....1	29	1	29	
Antwan Cordy.....1	0	0	0	
Julian Whigham.....1	0	0	0	
Darius Kelly.....1	20	0	20	
<b>Total.....8</b>	<b>91</b>	<b>2</b>	<b>42</b>	
<b>Opponents.....17</b>	<b>296</b>	<b>2</b>	<b>88</b>	



# VIRGINIA CAVALIERS



## 2015 Virginia Schedule

Date	Opponent	Series Record	Series Last Began Meeting	Stadium (Capacity)	Site
Sept. 5	at UCLA (Fox), 3:30 pm	0-1-0	2014 .. 2014, hL 28-20	Rose Bowl Stadium (91,136)	Pasadena, Calif.
Sept. 12	Notre Dame (ABC), 3:30 pm	0-1-0	1989 .. 1989, nL, 36-13	Scott Stadium (61,500)	Charlottesville, Va.
Sept. 19	William & Mary (ESPN3), 3:30 pm	27-6-1	1908 .. 2011, hW 40-3	Scott Stadium (61,500)	Charlottesville, Va.
Sept. 25	Boise State (ESPN), 8 pm		First Meeting	Scott Stadium (61,500)	Charlottesville, Va.
Oct. 10	at Pitt	3-4-0	1953 .. 2014, hW 24-19	Heinz Field (68,400)	Pittsburgh, Pa.
Oct. 17	Syracuse	2-2-0	1975 .. 2005, aW 27-24	Scott Stadium (61,500)	Charlottesville, Va.
Oct. 24	at North Carolina	54-61-4	1892 .. 2014, hL 28-27	Kenan Stadium (63,000)	Chapel Hill, N.C.
Oct. 31	Georgia Tech	17-19-1	1965 .. 2014, aL 35-10	Scott Stadium (61,500)	Charlottesville, Va.
Nov. 7	at Miami	6-6-0	1996 .. 2014, hW 30-13	Sun Life Stadium (64,982)	Miami Gardens, Fla.
Nov. 14	at Louisville	2-1-0	1988 .. 2014, hW 23-21	Papa John's Cardinal Stadium (55,000)	Louisville, Ky.
Nov. 21	Duke	33-33-0	1890 .. 2014, aL 20-13	Scott Stadium (61,500)	Charlottesville, Va.
Nov. 28	Virginia Tech	37-54-5	1895 .. 2014, aL 24-20	Scott Stadium (61,500)	Charlottesville, Va.

### 2014 In Review

By just about every indices, Virginia football improved significantly in 2014...Facing the 21st toughest schedule in the country, the Cavaliers posted five wins, but came close to many more as Virginia lost five games by eight or fewer points including losses of one and four points to Coastal Division rivals North Carolina (28-27) and Virginia Tech (24-20)...Virginia's defense, led by coordinator Jon Tenuta, showed the most improvement, ranking 18th against the run and 28th in overall defense...But its offense was also improved, led by the QB tandem of **Greyson Lambert** and **Matt Johns**...Lambert completed 59 percent of his passes for 10 TDs, while Johns connected on 55 percent for 8 scores...**S Quin Blanding** was the nation's top freshman tackler and was second in the ACC averaging 10.2 hits per game...Blanding was a consensus first-team Freshman All-American and earned ACC Defensive Rookie of the Year honors...One of five Cavaliers who earned second-team All-ACC honors, Blanding was joined by **DE Eli Harold** (14.5 TFLs), **LB Henry Coley** (8.0 sacks), **CB Maurice Canady** and **PK Ian Frye**...**RB Kevin Parks** (745 yds, 4 TDs) and **OLB Max Valles** (9.0 sacks) were 3rd-team selections, and **KR-WR Darius Jennings** was Honorable Mention All-ACC as a specialist.

### Who's Gone

Virginia loses 12 starters--five on offense and six on defense-- as well as **P Alec Vozenilek**...Offensively, **RB Parks**, **WRs Jennings** and **Miles Gooch**, **TE Zach Swanson** and **G Conner Davis** will need to be replaced...Defensively, the losses are more significant with **Harold**, **Valles**, **Coley**, **LB Daquan Romero** and **S Brandon Phelps** and **Anthony Harris** all departing...**Harold**, **Valles** and **Coley** combined for 24 sacks and 39.5 TFLs between them in 2014.

### The Schedule

Its hard to imagine the Cavaliers facing a tougher schedule in 2015 than 2014, but in some ways they will...UVA will host both Boise State and Notre Dame and will travel to UCLA and will once again face 10 teams that went to bowl games last year.

### 2015 Preview

Coach London will welcome back 44 returning lettermen and 12 starters...Offensive priorities include developing playmakers at wide receiver and running back...Johns impressed in the spring and claimed the starting QB position with Lambert then deciding to transfer...But the Cavaliers received a pair of transfers themselves in **RB Albert Reid** (Maryland) and **TE Charlie Hopkins** (Stanford)...The offensive line returns four starters in **Ts Michael Mooney** and **Eric Smith**, **G Ryan Doull** and **C Ross Burbank**...Burbank moved to G, with Jackson Matteo taking over at C and redshirt freshman Jake Fieler ended spring ahead of Smith at the RT position...UVA improved to 19th nationally in sacks allowed last year a lot of the credit for that goes to its O-line which this year will work to improve the Cavaliers' ground attack...**RBs Taquan Mizzell** (280 yds, 4.4 avg, 39 catches), **Daniel Hamm** and **Reid** step into the void left by Parks, who had 3,219 career rushing yards...UNC graduate transfer **T.J. Thorpe** will add a deep threat to a receiver corps that already includes **WRs Canaan Severin** (42 catches, 5 TDs), **Andre Levrone** and **Keeon Johnson**...Defensively, UVA will have to find replacements for five of its top six tacklers from a year ago...**DE Mike Moore** and **DT David Dean** return to the line as does **DE Kwontie Moore** and **DTs Andrew Brown** and **Donte Wilkins**, a trio of key backups from last year...**LB Micah Kiser** (15 tackles) and **OLB Zach Bradshaw** finished spring as the leaders at MLB and WLB, respectively and will be joined by **SLB Mark Hall**...Blanding leads a veteran secondary that also includes **Maurice Canady**, 2013 starter **CB Demetrious Nicholson** and **Tim Harris** at CB with **Kelvin Rainey** taking over the SS position.

## Roster Breakdown

### Starters Returning (11)

OFFENSE (5)	2014 Career Pos.	Name	Starts	Starts
WR	Canaan Severin, Sr.	9	7	
T	Michael Mooney, Jr.	9	9	
T	Eric Smith, Jr.	8	8	
G	Ryan Doull, Jr.	6	6	
C	Ross Burbank, Sr.-R.	11	15	

DEFENSE (5)	2014 Career Pos.	Name	Starts	Starts
DE	Mike Moore, Sr.	11	12	
DT	David Dean, Sr.-R.	12	23	
CB	Maurice Canady, Sr.	12	22	
CB*	Demetrious Nicholson, Sr.-R.	1	32	
S	Quin Blanding, So.	12	12	

SPECIALISTS (1)	2014 Career Pos.	Name	Starts	Starts
PK	Ian Frye, Sr.-R.	12	12	

### Starters Lost (13)

OFFENSE (6)	2014 Career Pos.	Name	Starts	Starts
WR	Darius Jennings	11	28	
WR	Miles Gooch	9	10	
TE	Zach Swanson	11	23	
G	Conner Davis	12	32	
QB	Greyson Lambert	9	9	
RB	Kevin Parks	12	26	

DEFENSE (6)	2014 Career Pos.	Name	Starts	Starts
DE	Eli Harold	12	25	
OLB	Max Valles	12	16	
LB	Henry Coley	11	32	
LB	Daquan Romero	12	27	
S	Brandon Phelps	10	32	
S	Anthony Harris	12	35	

SPECIALISTS (1)	2014 Career Pos.	Name	Starts	Starts
P	Alec Vozenilek, Sr.	12	36	

### Quick Facts

Location	Charlottesville, Va.	22904
Founded		1819
Enrollment		21,238
President	Dr. Teresa A. Sullivan	
Director of Athletics	Craig Littlepage	
Stadium	Scott Stadium	
Capacity		61,500
2014 Overall Record		5-7
2014 ACC Record		3-5
2014 ACC Finish	Tied 5th, Coastal Division	

## Virginia Cavaliers

Lettermen Returning	43
Offensive Lettermen Returning	23
Defensive Lettermen Returning	18
Specialists Lettermen Returning	3

Lettermen Lost	26
Offensive Lettermen Lost	11
Defensive Lettermen Lost	13
Specialists Lettermen Lost	2

### Returning Production Index

(Percentage of 2014 Statistics Returning)	
% Passing Returning	.391
% Rushing Returning	.270
% Receiving Returning	.552
% Receiving Yds Ret.	.518
% Scoring Returning	.632
% Kickoff Returns	.235
% Punt Returns	.000
% Tackles Returning	.462
% Turnovers Forced	.517

### Numbers & Notes

**.815** - The field goal percentage for **PK Ian Frye**, who converted on 22 of 27 three-point attempts in 2014. Inside of 50 yards, though, Frye made 22 of 24 attempts (.917).

**5** - Despite finishing with a 5-7 record in 2014, **Virginia** was close to so much more, losing five games by eight or fewer points and by an average of just 5.6 points per game.

**10** - The number of **Virginia's** 2015 opponents that went to bowl games last year. Bleacher Report ranked Virginia's schedule, which includes non-conference foes Notre Dame, UCLA and Boise State as the nation's 3rd toughest.

**28** - Though he missed most of 2014 with an injury, **CB Demetrious Nicholson** has 28 career pass breakups, the most of any ACC defender.

**39** - The number of pass receptions by Virginia **RB Taquan Mizzell** in 2014, the most of any ACC running back.

**59** - The number of **freshmen and sophomores** on Virginia's preseason football roster that numbers 101 total players.

**123** - The number of tackles for **FS Quin Blanding** as a true freshman in 2015. Blanding was named a consensus Freshman All-America and the ACC Defensive Rookie of the Year. He was the leading freshman tackler in the nation.



# VIRGINIA CAREER LEADERS, ALPHABETICAL ROSTER



TOTAL OFFENSE				
	Rush	Pass	TDR	Total
1. Shawn Moore (1987-90)	1268	6629	83	7897
2. Matt Schaub (2000-03)	58	7502	61	7560
3. Scott Gardner (1972-75)	841	5218	46	6059
4. Jameel Sewell (2006-07, 09)	646	5366	39	6012
5. Marques Hagans (2002-05)	902	4877	38	5779
6. Aaron Brooks (1995-98)	547	5118	46	5665
7. Marc Verica (2007-10)	155	4992	23	4837
8. Michael Rocco (2010-12)	98	4731	29	4829
9. Don Majkowski (1983-86)	721	3901	34	4622
10. Mike Groh (1992-95)	12	4366	36	4378

PASSING YARDAGE				
	Comp-Att	Pct	TD	Yards
1. Matt Schaub (2000-03)	716-1069	.669	56	7502
2. Shawn Moore (1987-90)	421-762	.552	55	6629
3. Jameel Sewell (2006-07, 09)	514-903	.569	24	5366
4. Scott Gardner (1972-75)	390-816	.477	33	5218
5. Aaron Brooks (1995-98)	357-651	.548	33	5118
6. Marc Verica (2007-10)	487-813	.599	22	4992
7. Marques Hagans (2002-05)	408-655	.622	27	4877
8. Michael Rocco (2010-12)	396-657	.603	27	4731
9. Mike Groh (1992-95)	339-582	.582	29	4366
10. Dan Ellis (1997-00)	291-507	.573	28	3974

RECEIVING YARDAGE				
	Rec	TD	Avg	Yards
1. Billy McMullen (1999-02)	210	24	14.18	2978
2. Herman Moore (1988-90)	114	27	21.96	2504
3. John Ford (1984, 1986-88)	128	20	18.74	2399
4. Kris Burd (2008-11)	162	9	13.52	2190
5. Tyrone Davis (1991-94)	103	28	20.90	2153
6. Germane Crowell (1994-97)	122	19	17.56	2142
7. Patrick Jeffers (1992-95)	108	15	16.53	1785
8. Heath Miller (2002-04)	144	20	11.83	1703
9. Darius Jennings (2011-14)	133	11	12.53	1667
10. Tim Smith (2009-13)	92	10	17.29	1591

RUSHING				
	Att	TD	Avg	Yards
1. Thomas Jones (1996-99)	809	36	4.94	3998
2. Tiki Barber (1993-96)	651	31	5.21	3389
3. Terry Kirby (1989-92)	567	24	5.90	3348
4. John Papit (1947-50)	537	27	6.03	3238
5. Kevin Parks (2011-14)	728	29	4.42	3219
6. Wali Lundy (2002-05)	742	43	4.30	3193
7. Tommy Vigorito (1977-80)	648	15	4.50	2913
8. Frank Quayle (1966-68)	514	28	5.24	2695
9. Jim Bakhtiar (1955-57)	555	13	4.39	2434
10. Alvin Pearman (2001-04)	500	19	4.79	2394

RECEPTIONS				
	Yards	TD	Avg	Rec
1. Billy McMullen (1999-02)	2978	24	14.18	210
2. Kris Burd (2008-11)	2190	9	13.52	162
3. Heath Miller (2002-04)	1703	20	11.83	144
4. Alvin Pearman (2001-04)	1396	8	10.12	138
5. Darius Jennings (2011-14)	1667	11	12.53	133
6. Perry Jones (2009-12)	1165	4	9.03	129
7. John Ford (1984, 1986-88)	2399	20	18.74	128
8. Germane Crowell (1994-97)	2142	19	17.56	122
9. Dave Sullivan (1970-72)	1578	12	13.15	120
10. Kevin Ogletree (2005-06, 08)	1332	9	11.38	117

SCORING				
	Points			
1. Connor Hughes (2002-05)	332			
2. Wali Lundy (2002-05)	312			
3. Gene Mayer (1912-15)	293			
4. Rafael Garcia (1993-96)	272			
5. Thomas Jones (1996-99)	240			
6. Robert Randolph (2008-11)	225			
7. Frank Quayle (1966-68)	210			
Tiki Barber (1993-96)	210			
9. Kenny Stadlin (1983-85)	204			
10. Kevin Parks (2011-14)	198			

No.	Name	Pos	Ht	Wt	Cl	Hometown
94	Naji Abdullah	DE	6-5	230	Fr.	Jacksonville, Fla.
79	Jack Babcock	DT	6-3	260	So.-R.	Glen Allen, Va.
74	Ryan Bischoff	OL	6-6	300	Fr.	Plymouth, Pa.
3	* Quiin Blanding	FS	6-4	215	So.	Virginia Beach, Va.
51	** Zach Bradshaw	OLB	6-3	230	Jr.	Damascus, Md.
11	Connor Brewer#	QB	6-2	205	Jr.	Scottsdale, Ariz.
9	Andrew Brown	DT	6-4	290	So.	Chesapeake, Va.
52	Caanan Brown	LB	6-3	230	Fr.-R	Clearwater, Fla.
81	Jamall Brown	WR	6-0	205	Jr.-R	Hampton, Va.
65	*** Ross Burbank#	OG	6-4	300	Sr.-R	Virginia Beach, Va.
83	Richard Burney	TE	6-4	230	Fr.	Chesapeake, Va.
89	** Rob Burns#	TE	6-7	260	Sr.-R	Ashburn, Va.
45	Evan Butts	TE	6-4	240	Fr.-R	Newton Square, Pa.
26	Anthony Calloway	TB	5-8	155	So.-R.	Lynchburg, Va.
26	*** Maurice Canady	CB	6-2	185	Sr.	Richmond, Va.
99	Darrious Carter	DL	6-5	235	Fr.-R	Indiana, Pa.
32	James Coleman	P	6-2	210	Jr.-R	Martinsville, Va.
93	Lester Coleman	K	6-5	225	Fr.-R	Martinsville, Va.
38	Nicholas Conte	P	6-3	225	Jr.-R	Roanoke, Va.
27	Malcolm Cook	SS	6-1	210	So.-R.	Richmond, Va.
43	* Trent Corney	DE	6-3	250	Sr.	Brockville, Ontario
44	Tanner Cowley	TE	6-4	210	Fr.	Manasquan, N.J.
1	Warren Craft	WR	6-2	185	Fr.	Roanoke, Va.
47	* Vincent Croce#	FB	6-4	270	Sr.-R	Olney, Md.
3	Corwin Cutler	QB	6-4	200	Fr.-R	Virginia Beach, Va.
55	** David Dean#	DT	6-1	295	Sr.-R	Virginia Beach, Va.
87	** Kyle Dockins	WR	6-3	220	Jr.-R	Virginia Beach, Va.
63	* Ryan Doull	OG	6-5	300	Jr.-R	Kanata, Ontario
19	* Doni Dowling	WR	6-1	215	So.	Richmond, Va.
82	David Eldridge	WR	6-1	175	Fr.	Beaeton, Va.
10	Jordan Ellis	TB	5-11	220	Fr.-R	Suwanee, Ga.
67	* Jack English	OT	6-5	290	So.-R.	Richmond, Va.
64	Jake Fielier	OT	6-5	300	Fr.-R	Parkersburg, WV
14	*** Ian Frye#	PK	6-6	215	Sr.-R	Bristol, Va.
29	Eric Gallon	LB	6-2	220	Fr.	Lakeland, Fla.
47	Tucker Gamble	MLB	6-1	230	Fr.-R	Weston, Fla.
84	Ross Gardner	WR	6-3	220	Fr.-R	Mechanicsville, Va.
2	* Kirk Garner	CB	5-11	180	So.-R.	Baltimore, Md.
20	Kareem Gibson	CB	5-11	160	Fr.	Johnstown, Pa.
41	Michael Guerci	MLB	6-2	220	Fr.-R	Franklin Lakes, N.J.
59	* Mark Hall	OLB	6-2	240	Jr.-R	Virginia Beach, Va.
22	* Daniel Hamm	TB	5-10	190	So.-R.	Wytheville, Va.
58	Eli Hanback	DT	6-4	275	Fr.	Ashland, Va.
5	** Tim Harris	CB	6-2	200	Jr.	Richmond, Va.
80	Ben Hogg	WR	6-0	170	Fr.-R	Lynchburg, Va.
86	Charlie Hopkins#	TE	6-6	260	Sr.	Spokane, Wash.
98	Jordan Jackson	DL	6-4	215	Fr.-R	Purcellville, Va.
15	** Matt Johns	QB	6-5	210	Jr.-R	Chalfont, Pa.
6	Nick Johns	QB	6-4	215	Fr.	Leesburg, Va.
85	** Keon Johnson	WR	6-3	210	Jr.	Kannapolis, N.C.
54	Cory Jones	LB	6-5	205	Fr.-R	Washington, D.C.

No.	Name	Pos	Ht	Wt	Yr	Hometown
62	* Sean Karl	OG	6-6	305	Jr.-R	Manorville, N.Y.
92	Andrew King	K	5-10	175	Fr.-R	Raleigh, N.C.
53	* Micah Kiser	MLB	6-2	245	So.-R.	Baltimore, Md.
39	Darius Latimore	CB	6-0	165	Fr.-R	Lawrenceville, Ga.
14	* Andre Levrone	WR	6-2	210	So.-R.	Laurel, Md.
18	Andrew Mackay	QB	6-2	200	So.-R.	Fairfax, Va.
16	Brendan Marshall	TE	6-5	245	So.-R.	Gaithersburg, Md.
50	* Jackson Matteo	C	6-5	290	Jr.-R	Ashburn, Va.
71	* Jack McDonald	OG	6-5	290	So.-R.	Quincy, Mass.
56	Andre Miles-Redmond	DT	6-4	285	Jr.-R	Richmond, Va.
4	** Taquan Mizzell	TB	5-10	200	Jr.	Virginia Beach, Va.
76	** Michael Mooney	OT	6-6	290	Jr.-R	Malvern, Pa.
34	** Kwontie Moore	DE	6-2	290	Sr.	Norfolk, Va.
32	*** Mike Moore	DE	6-4	275	Sr.	Hyattsville, Md.
70	Steven Moss	OL	6-4	290	Fr.-R	Fredericksburg, Va.
23	Umar Muhammad-Wyatt	WR	6-1	205	Fr.-R	Hampton, Va.
1	*** Demetrious Nicholson#	CB	5-11	185	Sr.-R	Virginia Beach, Va.
75	* Sadiq Olanrewaju	OT	6-6	290	Jr.	Gaithersburg, Md.
36	Gladimir Paul	LB	6-2	215	Fr.	Philadelphia, Pa.
31	Chris Peace	LB	6-3	240	Fr.-R	Newport News, Va.
52	Grant Polk	OL	6-6	290	Fr.	Punta Gorda, Fla.
60	* John Pond#	C	6-3	320	Sr.-R	Chester, Va.
78	R.J. Proctor	OL	6-4	295	Fr.	Beaeton, Va.
38	** Kelvin Rainey	SS	6-1	200	Jr.-R	Houston, Texas
5	Albert Reid#	RB	5-9	210	Jr.-R	Washington, D.C.
13	Myles Robinson	CB	5-11	175	Fr.	Olney, Md.
88	Ryan Santoro	WR	6-2	215	So.-R.	Oak Hill, Va.
9	*** Canaan Severin	WR	6-2	215	Sr.	Marlborough, Mass.
25	Chris Sharp	RB	6-2	195	Fr.	Princeton, N.J.
40	Dominic Sheppard	LB	6-2	225	Fr.	Miami, Fla.
42	* Tyler Shirley	LS	6-3	220	So.-R.	Midlothian, Va.
22	Jahvoni Simmons	LB	6-1	240	Fr.	Virginia Beach, Va.
91	** Dylan Sims	PK	6-0	190	Jr.-R	Lynchburg, Va.
72	** Eric Smith**	OT	6-5	305	Jr.	Decatur, Ga.
30	LaChaston Smith	TB	6-0	225	Jr.	Statesville, N.C.
7	Joe Spaziani	QB	6-2	215	Fr.-R	Hingham, Mass.
15	C.J. Stalker	LB	6-2	225	Fr.	West Chester, Ohio
68	* Eric Tetlow	C	6-6	315	So.-R.	Richmond, Va.
16	** Mason Thomas#	SS	6-0	200	Sr.-R	Virginia Beach, Va.
21	Juan Thornhill	S	6-1	180	Fr.	Altavista, Va.
8	T.J. Thorpe#	WR	6-0	210	Sr.-R	Durham, N.C.
57	James Trucilla	DT	6-1	265	Fr.	Erie, Pa.
37	Braedon Urie	WR	5-10	170	Fr.-R	Purcellville, Va.
28	* Wilfred Wahee	FS	5-11	200	Jr.-R	Norfolk, Va.
11	** Divante Walker	CB	5-11	175	Jr.	Virginia Beach, Va.
77	** Jay Whitmire#	OT	6-6	300	Jr.-R	Alexandria, Va.
93	** Donte Wilkins	DT	6-2	300	Jr.	Woodbridge, Va.
41	** Connor Wingo-Reeves	FB	6-3	235	Jr.	Midlothian, Va.
96	Steven Wright	DE	6-4	235	Fr.	Waycross, Ga.
33	Olamide Zaccheaus	RB	5-8	195	Fr.	Philadelphia, Pa.

\* Denotes letter earned; R-Denotes player was redshirted; # Denotes graduate





## Mike London Head Coach (Richmond '83)

Record at Virginia: 23-38 (.377), 5 Years  
Overall: 47-43 (.522), 7 Years  
Born: October 9, 1960

Mike London begins his sixth season as Virginia's 39th head coach looking to continue the improvement the Cavaliers displayed last year in a 5-7 campaign against one of the nation's toughest schedules. Five of UVA's losses were by eight or fewer points. London led Virginia to an 8-5 mark in 2011, when he was named the ACC Coach of the Year. That Virginia team, London's second, earned a trip to the Chick-fil-A Bowl, the first bowl appearance for the school since 2007. Two of the Cavaliers' wins in 2011 were against nationally-ranked teams, as Virginia upended 12th-ranked Georgia Tech and 23rd-ranked Florida State. That

year, UVA became the first team in ACC history to win games at FSU and Miami in the same season. He took over the rebuilding of the UVA program after spending two seasons guiding Richmond to the 2008 FCS National Championship and to the 2009 FCS Playoffs. As head coach at his alma mater, he led the Spiders to a 24-5 overall record (.828). His first year at the helm, his team went 13-3 and won the Football Championship Series national title. His second Spider team ranked nine consecutive weeks at No. 1 in the FCS polls, and posted an 11-2 record. London's efforts in 2008 earned him FCS National Coach of the Year honors from both the American Football Coaches Association and Schutt Sports/American Football Monthly magazine. London was also honored as the Black Coaches Association Male Coach of the Year in 2008, beating out Mike Tomlin of the Super Bowl Champion Pittsburgh Steelers for the award. This is actually London's third tour of duty at Virginia. He served as an assistant coach to former head coach Al Groh twice, as Virginia's defensive coordinator (2006-07) and as its defensive line coach (2001-04), adding the duties of recruiting coordinator during the 2002-04 seasons. During his tenure with the Cavaliers, he saw five defensive players (Chris Long, Marcus Hamilton, Chris Canty, Andrew Hoffman and Monsanto Pope) drafted by NFL teams. A 1983 graduate of Richmond, he began his 27-year career in coaching at his alma mater (1988-89), and has also worked at William & Mary (1990-93) and Boston College (1997-2000) as well as a year in the NFL with the Houston Texans (2005). A native of Hampton, Va., London played defensive back at Richmond from 1979-82. Under head coach Dal Shely, he led the Spiders with six interceptions as a senior captain in 1982. In addition to earning all-state honors, he was chosen the team's MVP and received the Spiders' Coaches Award. London graduated from Richmond in 1983 with a bachelor's degree in sociology and a year later received a degree in law enforcement from the Richmond Police Academy, serving as a detective for the street crimes unit from November of 1984 to July of 1989. London and his wife Regina have seven children, Michael, Jr., Brandon, Kristen, Ticynn, Korben, Jaicyn and Madicyn. The 55-year-old London was born in West Point, N.Y. His son, Brandon, led Massachusetts in receiving in 2006 and finished his career as the school's second-leading receiver. He was signed to the Miami Dolphins active roster in 2008 after spending the 2007 season on the Super Bowl Champion N.Y. Giants practice squad. One of London's daughters, Kristen, played on the UVA women's basketball team during the 2007-08 and 2008-09 seasons. His younger brother, Paul, was a defensive back at UVA from 1991-95.

### London by the Numbers

Year	School	AP/ . USA	ACC	Finish	All	Pct.
2008	Richmond				13-3-0	.812
2009	Richmond				11-2-0	.846
2010	Virginia			1-7, T5thC	4-8-0	.333
2011	Virginia			5-3, T2ndC	8-5-0	.615
2012	Virginia			2-6, 6thC	4-8-0	.333
2013	Virginia			0-8, 7thC	2-10-0	.167
2014	Virginia			3-5, T5thC	5-7-0	.417
<b>Virginia: 5 yrs</b>					<b>11-29</b>	<b>..(275) ..23-38-0</b>
<b>Richmond: 2 yrs</b>					<b>24-5-0</b>	<b>..828</b>
<b>Overall Record: 7 yrs</b>					<b>47-43-0</b>	<b>..522</b>

#### Versus ACC Schools:

vs. Boston College	0-1	vs. Miami	4-1
vs. Clemson	0-1	vs. North Carolina	0-5
vs. Duke	2-3	vs. NC State	1-1
vs. Florida State	1-1	vs. Pitt	1-1
vs. Georgia Tech	1-4	vs. Virginia Tech	0-5
vs. Louisville	1-0	vs. Wake Forest	0-1

## Virginia Coaches and Records

### OVERALL WON/LOSS RECORDS

No.	Head Coach	Years	W	L	T	Pct
1.	John Poe	(2) 1893-1894	16	5	0	.762
2.	Harry Mackey	(1) 1895	9	2	0	.818
3.	Martin Bergen	(2) 1896-1897	13	4	3	.725
4.	Joseph Massie	(1) 1898	6	5	0	.546
5.	Archie Hoxton	(2) 1899-1900	11	5	3	.658
6.	Wesley Abbott	(1) 1901	8	2	0	.800
7.	John DeSaulles	(1) 1902	8	1	1	.850
8.	Gresham Poe	(1) 1903	7	2	1	.750
9.	Foster Sanford	(1) 1904	6	3	0	.667
10.	William Cole	(2) 1905-1906	12	6	2	.650
11.	Hammond Johnson	(1) 1907	6	3	1	.650
12.	Merritt Cooke	(1) 1908	7	0	1	.938
13.	John Neff	(1) 1909	7	1	0	.875
14.	Charles Crawford	(1) 1910	6	2	0	.750
15.	Kemper Yancey	(1) 1911	8	2	0	.800
16.	John Elliott	(1) 1912	6	3	0	.667
17.	Rice Warren	(3) 1913, 20-21	17	7	2	.692
18.	Joseph Wood	(1) 1914	8	1	0	.889
19.	Harry Varner	(1) 1915	8	1	0	.889
20.	Peyton Evans	(1) 1916	4	5	0	.444
21.	Harris Coleman	(1) 1919	2	5	2	.333
22.	Thomas Campbell	(1) 1922	4	4	1	.500
23.	Earle Neale	(6) 1923-1928	28	22	5	.555
24.	Earl Abell	(2) 1929-1930	8	9	2	.474
25.	Fred Dawson	(3) 1931-1933	8	17	4	.345
26.	Gus Tebell	(3) 1934-1936	6	18	4	.286
27.	Frank Murray	(9) 1937-1945	41	34	5	.544
28.	Art Guepe	(7) 1946-1952	47	17	2	.727
29.	Ned McDonald	(3) 1953-1955	5	23	0	.179
30.	Ben Martin	(2) 1956-1957	7	12	1	.375
31.	Dick Voris	(3) 1958-1960	1	29	0	.033
32.	Bill Elias	(4) 1961-1964	16	23	1	.413
33.	George Blackburn	(6) 1965-1970	29	32	0	.475
34.	Don Lawrence	(3) 1971-1973	11	22	0	.333
35.	Sonny Randle	(2) 1974-1975	5	17	0	.227
36.	Dick Bestwick	(6) 1976-1981	16	49	1	.246
37.	George Welsh	(19) 1982-2000	134	86	3	.608
38.	Al Groh	(9) 2001-2009	59	53	0	.527
39.	Mike London	(5) 2010-2014	23	38	0	.377

### CONFERENCE GAMES ONLY

Rk.	Head Coach	Years	W	L	T	Pct
1.	George Welsh	(19) 1982-2000	85	51	3	.622
2.	Al Groh	(9) 2001-2009	36	36	0	.500
3.	Don Lawrence	(3) 1971-1973	6	11	0	.353
4.	George Blackburn	(6) 1965-1970	12	23	0	.343
5.	Mike London	(5) 2010-2014	11	29	0	.275
6.	Ben Martin	(2) 1956-1957	3	8	0	.273
7.	Bill Elias	(4) 1961-1964	4	18	1	.196
8.	Dick Bestwick	(6) 1976-1981	6	29	0	.171
9.	Sonny Randle	(2) 1974-1975	1	10	0	.091
10.	Dick Voris	(3) 1958-1960	1	16	0	.059
11.	Ned McDonald	(3) 1953-1955	0	6	0	.000

(Based on Winning Percentage)

### BOWL GAMES ONLY

Head Coach	Bowls	W	L	T	Pct
George Welsh	(12)	4	8	0	.333
Al Groh	(5)	3	2	0	.600
Mike London	(1)	0	1	0	.000

(Based on Appearances)

## VIRGINIA ASSISTANT COACHES

Mike Archer (Miami '76) ..... Associate Head Coach/Linebackers  
Chris Beatty (East Tennessee State '95) ..... Assistant Head Coach/Running Backs  
Dave Borbely (DePauw '81) ..... Offensive Line  
Steve Fairchild (Colorado State '81) ..... Offensive Coordinator/Quarterbacks  
Marques Hagans (Virginia '05) ..... Wide Receivers  
Larry Lewis (Boise State '81) ..... Special Teams Coordinator/Tight Ends  
Jappy Oliver (Purdue '78) ..... Defensive Line  
Jon Tenuta (Virginia '82) ..... Associate Head Coach, Defense/Defensive Coordinator/ Safeties  
Chip West (Livingstone '93) ..... Recruiting Coordinator/Cornerbacks



## 2014 Virginia Results (5-7, 3-5 ACC)

Date.....	Result ..	Opponent	Att.	UVa.		Opp.		Offense					Defense				
				AP	USA	AP	USA	Run	Pass	Total	Passes	TO	Run	Pass	Total	Passes	TO
A30	L, 20-28	UCLA	44,749	--	--	7	7	120	266	386	29-45-2	3	116	242	358	20-34-0	2
S6	W, 45-13	Richmond	34,533	--	--	--	--	157	173	330	18-23-1	2	59	363	422	29-47-3	7
S13	W, 23-21	Louisville	34,816	--	--	21	--	114	171	285	16-30-2	3	79	203	282	20-43-2	4
S20	L, 33-41	at BYU	59,023	--	--	21	23	192	327	519	35-58-1	2	145	187	332	13-23-0	0
S27	W, 45-13	Kent State	33,526	--	--	--	--	254	266	520	19-32-2	3	72	246	318	17-35-3	5
O4	W, 24-19	Pittsburgh	43,307	--	--	--	--	225	121	346	10-17-1	1	116	195	311	16-30-1	1
O18	L, 13-20	at Duke	28,131	--	--	--	--	140	325	465	22-47-0	1	155	179	334	23-38-0	0
O25	L, 27-28	North Carolina	45,200	--	--	--	--	159	284	443	21-41-2	2	99	275	374	16-29-1	1
N1	L, 10-35	at Georgia Tech	46,657	--	--	--	--	22	262	284	23-41-2	2	268	141	409	7-13-1	1
N8	L, 20-34	at Florida State	82,325	--	--	2	2	37	220	257	20-35-1	3	115	261	376	22-35-2	3
N22	W, 30-13	Miami	39,112	--	--	--	--	195	146	341	17-25-1	1	64	263	327	20-33-1	2
N28	L, 20-24	at Virginia Tech	60,431	--	--	--	--	198	235	433	15-35-1	3	38	276	314	18-38-1	1

TEAM STATISTICS	UVa.	OPP
SCORING.....	310	289
Points Per Game.....	25.8	24.1
Points Off Turnovers.....	109	65
FIRST DOWNS.....	241	225
Rushing.....	86	83
Passing.....	136	118
Penalty.....	19	24
RUSHING YARDAGE.....	1653	1448
Yards gained rushing.....	1891	1844
Yards lost rushing.....	238	396
Rushing Attempts.....	451	431
Average Per Rush.....	3.7	3.4
Average Per Game.....	137.8	120.7
TDs Rushing.....	13	11
PASSING YARDAGE.....	2837	2790
Comp-Att-Int.....	248-432-16	218-394-15
Average Per Pass.....	6.6	7.1
Average Per Catch.....	11.4	12.8
Average Per Game.....	236.4	232.5
TDs Passing.....	18	19
TOTAL OFFENSE.....	4490	4238
Total Plays.....	883	825
Average Per Play.....	5.1	5.1
Average Per Game.....	374.2	353.2
KICK RETURNS: #-Yards.....	35-885	32-602
PUNT RETURNS: #-Yards.....	26-115	24-252
INT RETURNS: #-Yards.....	15-130	16-134
KICK RETURN AVERAGE.....	25.3	18.8
PUNT RETURN AVERAGE.....	4.4	10.5
INT RETURN AVERAGE.....	8.7	8.4
FUMBLES-LOST.....	17-8	25-14
PENALTIES-Yards.....	78-693	88-711
Average Per Game.....	57.8	59.2
PUNTS-Yards.....	62-2500	67-2807
Average Per Punt.....	40.3	41.9
Net punt average.....	33.7	38.7
KICKOFFS-Yards.....	66-4060	59-3611
Average Per Kick.....	61.5	61.2
Net kick average.....	41.4	36.9
TIME OF POSSESSION/Game.....	31:39	28:21
3RD-DOWN Conversions.....	82/196	67/172
3rd-Down Pct.....	42%	39%
4TH-DOWN Conversions.....	8/17	4/10
4th-Down Pct.....	47%	40%
SACKS BY-Yards.....	34-227	16-134
MISC YARDS.....	80	0
TOUCHDOWNS SCORED.....	35	36
FIELD GOALS-ATTEMPTS.....	22-27	13-18
ON-SIDE KICKS.....	0-0	1-2
RED-ZONE SCORES.....	(41-49) 84%	(32-39) 82%
RED-ZONE TOUCHDOWNS.....	(23-49) 47%	(22-39) 56%
PAT-ATTEMPTS.....	(34-35) 97%	(34-34) 100%
ATTENDANCE.....	275243	276567
Games/Avg Per Game.....	7/39320	5/55313
Neutral Site Games.....	0/0	0/0

RUSHING.....	Att.	Yds.	TD	Lg.	Avg.
Kevin Parks.....	189	745	4	48	3.9
Khalek Shepherd.....	84	348	2	28	4.1
Taquan Mizzell.....	64	280	2	16	4.4
Darius Jennings.....	24	115	1	24	4.8
Matt Johns.....	22	107	1	42	4.9
Daniel Hamm.....	17	75	1	9	4.4
David Watford.....	6	5	0	9	0.8
Doni Dowling.....	2	1	0	2	0.5
Greyson Lambert.....	35	-6	2	37	-0.2
TEAM.....	8	-17	0	0	-2.1
<b>Total.....</b>	<b>451</b>	<b>1653</b>	<b>13</b>	<b>48</b>	<b>3.7</b>
<b>Opponents.....</b>	<b>431</b>	<b>1448</b>	<b>11</b>	<b>52</b>	<b>3.4</b>

PASSING.....	Cmp.	Att.	Int.	Pct.	TD	Yds.
Greyson Lambert.....	154	261	11	59.0	10	1632
Matt Johns.....	89	162	5	54.9	8	1109
David Watford.....	3	4	0	75.0	0	45
TEAM.....	0	2	0	0.0	0	0
Miles Gooch.....	2	2	0	100.0	0	51
Darius Jennings.....	0	1	0	0.0	0	0
<b>Total.....</b>	<b>248</b>	<b>432</b>	<b>16</b>	<b>57.4</b>	<b>18</b>	<b>2837</b>
<b>Opponents.....</b>	<b>218</b>	<b>394</b>	<b>15</b>	<b>55.3</b>	<b>19</b>	<b>2790</b>

RECEIVING.....	Rec.	Yds.	TD	Lg.	Avg.
Canaan Severin.....	42	578	5	32	13.8
Taquan Mizzell.....	39	271	0	54	6.9
Kevin Parks.....	30	521	2	21	18.0
Darius Jennings.....	27	521	2	45	19.3
Miles Gooch.....	24	371	1	50	15.5
Doni Dowling.....	17	141	0	16	8.3
Andre Levrone.....	15	248	2	29	16.5
Zachary Swanson.....	14	185	2	28	13.2
Keeon Johnson.....	13	138	0	22	10.6
Khalek Shepherd.....	13	75	3	25	5.8
Kyle Dockins.....	5	48	1	11	9.6
Connor Wingo-Reeves.....	3	25	0	10	8.3
Rob Burns.....	2	11	0	8	5.5
Greyson Lambert.....	1	23	0	23	23.0
Daniel Hamm.....	1	10	0	10	10.0
David Watford.....	1	7	0	7	7.0
Jamil Kamara.....	1	6	0	6	6.0
<b>Total.....</b>	<b>248</b>	<b>2837</b>	<b>18</b>	<b>54</b>	<b>11.4</b>
<b>Opponents.....</b>	<b>218</b>	<b>2790</b>	<b>19</b>	<b>65</b>	<b>12.8</b>

PUNTING.....	No.	Yds.	Lg.	Blk.	Avg.
Alec Vozenilek.....	58	2463	62	2	42.5
TEAM.....	4	37	28	2	9.2
<b>Total.....</b>	<b>62</b>	<b>2500</b>	<b>62</b>	<b>4</b>	<b>40.3</b>
<b>Opponents.....</b>	<b>67</b>	<b>2807</b>	<b>67</b>	<b>0</b>	<b>41.9</b>

PUNT RETURNS.....	No.	Yds.	TD	Lg.	Avg.
Khalek Shepherd.....	26	115	0	20	4.4
<b>Total.....</b>	<b>26</b>	<b>115</b>	<b>0</b>	<b>20</b>	<b>4.4</b>
<b>Opponents.....</b>	<b>24</b>	<b>252</b>	<b>2</b>	<b>45</b>	<b>10.5</b>

KICK RETURNS.....	No.	Yds.	TD	Lg.	Avg.
Darius Jennings.....	23	632	0	86	27.5
Taquan Mizzell.....	9	208	0	39	23.1
Miles Gooch.....	2	45	0	24	22.5
Rob Burns.....	1	0	0	0	0.0
<b>Total.....</b>	<b>35</b>	<b>885</b>	<b>0</b>	<b>86</b>	<b>25.3</b>
<b>Opponents.....</b>	<b>32</b>	<b>602</b>	<b>1</b>	<b>99</b>	<b>18.8</b>

SCORING.....	TD	FGs	PAT	Pts.
Ian Frye.....	0	22-27	34-35	100
Kevin Parks.....	6	0-0	0-0	36
Canaan Severin.....	5	0-0	0-0	30
Khalek Shepherd.....	5	0-0	0-0	30
Zachary Swanson.....	2	0-0	0-0	12
Andre Levrone.....	2	0-0	0-0	12
Greyson Lambert.....	2	0-0	0-0	12
Miles Gooch.....	2	0-0	0-0	12
Taquan Mizzell.....	2	0-0	0-0	12
Darius Jennings.....	2	0-0	0-0	12
Daniel Hamm.....	1	0-0	0-0	6
Eli Harold.....	1	0-0	0-0	6
Matt Johns.....	1	0-0	0-0	6
Kyle Dockins.....	1	0-0	0-0	6
David Dean.....	1	0-0	0-0	6
Maurice Canady.....	1	0-0	0-0	6
Max Valles.....	1	0-0	0-0	6
<b>Total.....</b>	<b>35</b>	<b>22-27</b>	<b>34-35</b>	<b>310</b>
<b>Opponents.....</b>	<b>36</b>	<b>13-18</b>	<b>34-34</b>	<b>289</b>

TACKLES.....	Solo	Ast.	Tot.
Quin Blanding.....	60	63	123
Anthony Harris.....	49	59	108
Daquan Romero.....	38	48	86
Henry Coley.....	42	34	76
Max Valles.....	24	31	55
Eli Harold.....	29	25	54
David Dean.....	21	19	40
Maurice Canady.....	23	14	37
Mike Moore.....	18	18	36
Brandon Phelps.....	24	11	35
Wilfred Wahee.....	12	9	21
DreQuan Hoskey.....	15	6	21
Donte Wilkins.....	5	14	19
Tim Harris.....	17	2	19
Micah Kiser.....	9	6	15
Divante Walker.....	6	4	10
Kwontie Moore.....	5	3	8
Mark Hall.....	3	5	8
Kelvin Rainey.....	3	4	7
Zach Bradshaw.....	2	5	7

INTERCEPTIONS.....	No.	Yds.	TD	Lg.
Maurice Canady.....	3	69	1	69
Quin Blanding.....	3	6	0	6
Anthony Harris.....	2	6	0	7
Tim Harris.....	1	1	0	1
Daquan Romero.....	1	0	0	0
David Dean.....	1	3	1	3
Max Valles.....	1	35	1	35
Demetrious Nicholson.....	1	0	0	0
Brandon Phelps.....	1	10	0	10
Eli Harold.....	1	0	0	0
<b>Total.....</b>	<b>15</b>	<b>130</b>	<b>3</b>	<b>69</b>
<b>Opponents.....</b>	<b>16</b>	<b>134</b>	<b>2</b>	<b>37</b>



## 2015 Virginia Tech Schedule

Date	Opponent	Series Record	Series Began	Series Last Meeting	Stadium (Capacity)	Site
Sept. 7	Ohio State (ESPN), 8 pm	1-0-0	2014	2014, aW 35-21	Lane Stadium (65,632)	Blacksburg, Va.
Sept. 12	Furman(ESPN3), 3:30 pm	5-0-0	1939	2008, hW 44-3	Lane Stadium (65,632)	Blacksburg, Va.
Sept. 19	at Purdue (ESPN), 3:30 pm	.....	.....	..... First Meeting	Ross-Ade Stadium (62,500)	West Lafayette, Ind.
Sept. 26	at East Carolina	13-6-0	1956	2014, hL 28-21	Dowdy-Ficklen Stadium (50,000)	Greenville, N.C.
Oct. 3	Pitt.	8-6-0	1993	2014, aL 21-16	Lane Stadium (65,632)	Blacksburg, Va.
Oct. 9	NC State (ESPN), 8 pm	26-18-4	1900	2010, aW 40-21	Lane Stadium (65,632)	Blacksburg, Va.
Oct. 17	at Miami	13-19-0	1953	2014, hL 30-6	Sun Life Stadium (64,982)	Miami Gardens, Fla.
Oct. 24	Duke	14-8-0	1937	2014, aW 17-16	Lane Stadium (65,632)	Blacksburg, Va.
Oct. 31	at Boston College	15-8-0	1993	2014, hL 33-31	Alumni Stadium (44,500)	Chestnut Hill, Mass.
Nov. 12	at Georgia Tech (ESPN), 7:30 pm	8-4-0	1990	2014, hL 27-24	Bobby Dodd Stadium (55,000)	Atlanta, Ga.
Nov. 21	North Carolina	20-11-6	1895	2014, aW 34-17	Lane Stadium (65,632)	Blacksburg, Va.
Nov. 28	at Virginia	54-37-5	1895	2014, hW 24-20	Scott Stadium (61,500)	Charlottesville, Va.

### 2014 In Review

Frank Beamer's 28th season in Blacksburg had to be a puzzler, even to the man with more wins than any active coach in college football... Virginia Tech defeated both ranked opponents it faced in 2014, downing 8th-ranked Ohio State and 19th-ranked Duke on the road... And yet the Hokies lost four home games in the normally friendly confines of Lane Stadium in Blacksburg... With a stingy defense led by CB Kendall Fuller and DEs Dadi Nicolas and Ken Ekanem, Tech was 4-2 after an impressive win at North Carolina. But the Hokies' running back and linebacker positions then gave an amazing impersonation of the Bermuda Triangle... Due to the plethora of injuries, Tech found itself on its fourth-string tailback, with only two healthy linebackers and in a three-game slump, before righting the ship to win three of its final four games... That streak included an impressive 33-17 triumph over Cincinnati in the Military Bowl, Tech's 22nd consecutive bowl appearance... Fuller, who had 15 PBUs and 2 interceptions, earned 2nd-team All-American honors... TE Bucky Hodges was a first-team Freshman All-American while WR Isaiah Ford and G Wyatt Teller were Honorable Mention Freshmen All-Americans... Fuller was named first-team All-ACC while Nicolas and DT Corey Marshall earned 2nd-team All-ACC honors... Hodges and Ekanem were third-team All-ACC picks... Ford, DT Luther Maddy, DT Nigel Williams were Honorable Mention All-ACC.

### Who's Gone

Virginia Tech loses just six starters, three each on offense and defense... Offensively, C David Wang, G Caleb Farris and T Laurence Gibson will need to be replaced... Defensively, the Hokies lose LB Chase Williams and the safety tandem of Detrick Bonner and Kyshoen Jarrett, who combined for 79 career starts.

### The Schedule

The Hokies will face nine teams that were in bowl games including defending national champion Ohio State on Labor Day Monday Night... Tech will also face tough Coastal foes Georgia Tech and Miami on the road as well as road games at East Carolina and Purdue.

### 2015 Preview

Heading into the fall, prime projects include rebuilding the offensive line around T Jonathan McLaughlin and G Wyatt Teller, improving the consistency of QB Michael Brewer, replacing both safety positions and developing overall depth on defense... The Hokies made progress in all areas in the spring... G Augie Conte, T Wade Hansen and C Eric Gallo emerged as the leaders to fill the other positions on the line... With a year of being in the system, Brewer, who completed 59% of his passes for 2,692 yards and 18 TDs, should be improved... He will have several weapons at his disposal... One of the reasons for Tech's late-season surge was the play of its fourth-string TB in J.C. Coleman, who ran for 468 yards and a 5.8 average in the final four games of the year... Coleman will be joined by TBs Marshawn Williams (471 yds), Shai McKenzie and Trey Edmunds after their rehab from their 2014 injuries... WRs Isaiah Ford (56 catches) and Cam Phillips (40 catches) and TE Bucky Hodges (45 catches, 7 TDs) were revelations as freshmen... They will be joined by TEs Ryan Malleck and Calvin Cline and WRs Kevin Asante and Demetri Knowles to form a deep corps of receivers... Defensively, Tech should have as good a line as anyone in the ACC with DEs Nicolas and Ekanem, who combined for 18.5 sacks, joined by DTs Maddy, Marshall, Williams and Woody Baron... LBs Deon Clarke and Andrew Motuapuaka ended 2014 as an athletic, productive pair and will be joined by Ronny Vandyke at OLB... Fuller and Chuck Clark enter fall as the starters at CB with former starter Brandon Facyson and Greg Stroman also in the mix... Junior Desmond Fyre ended spring ahead of Donovan Riley at FS while soph C.J. Reavis heads into the fall just ahead of Terrell Edmunds at rover.

## Roster Breakdown Starters Returning (18)

### OFFENSE (8) ..... 2014 Career

Pos.	Name	Starts	Starts
WR	Isaiah Ford, So.	11	11
WR	Cam Phillips, So.	9	9
TE	Bucky Hodges, So.-R.	11	11
TE	Ryan Malleck, Sr.-R.	12	19
T	Jonathan McLaughlin, Jr.	9	22
G	Wyatt Teller, So.-R.	6	6
QB	Michael Brewer, Sr.-R.	13	13
TB	Marshawn Williams, So.	8	8

### DEFENSE (8) ..... 2014 Career

Pos.	Name	Starts	Starts
DE	Ken Ekanem, Jr.-R	13	13
DE	Dadi Nicolas, Sr.-R	13	14
DT	*Luther Maddy, Sr.	4	33
DT	Nigel Williams, Jr.-R.	11	11
DT	Corey Marshall, Sr.-R.	10	15
LB	Deon Clarke, Sr.	13	13
CB	Kendall Fuller, Jr.	13	25
CB	Donovan Riley, Sr.	7	7
CB	Chuck Clark, Jr.	12	14

\* 2013 Starter missed final 7 games of 2014 w/injury

### SPECIALISTS (2) ..... 2014 Career

Pos.	Name	Starts	Starts
PK	Joey Slye, So.	13	13
P	A.J. Hughes, Jr.	13	39

## Starters Lost (6)

### OFFENSE (3) ..... 2014 Career

Pos.	Name	Starts	Starts
T	Laurence Gibson	13	19
G	Caleb Farris	11	29
C	David Wang	13	36

### DEFENSE (3) ..... 2014 Career

Pos.	Name	Starts	Starts
LB	Chase Williams	9	10
ROV	Kyshoen Jarrett	12	34
FS	Detrick Bonner	13	43

### SPECIALISTS (0) ..... 2014 Career

Pos.	Name	Starts	Starts
------	------	--------	--------

## Quick Facts

Location	Blacksburg, Va. 24061
Founded	1872
Enrollment	31,000
President	Dr. Timothy D. Sands
Director of Athletics	Whit Babcock
Stadium	Lane Stadium
Capacity	65,632
2014 Overall Record	7-6
2014 ACC Record	3-5
2014 ACC Finish	Tied 5th, Coastal Division

## Virginia Tech Hokies

### Lettermen Returning .....58

Offensive Lettermen Returning	27
Defensive Lettermen Returning	27
Specialists Lettermen Returning	4

### Lettermen Lost .....19

Offensive Lettermen Lost	8
Defensive Lettermen Lost	9
Specialists Lettermen Lost	2

### Returning Production Index

(Percentage of 2014 Statistics Returning)

% Passing Returning	.973
% Rushing Returning	.972
% Receiving Returning	.793
% Receiving Yds Ret.	.831
% Scoring Returning	1.000
% Kickoff Returns	1.000
% Punt Returns	.803
% Tackles Returning	.703
% Turnovers Forced	.682

## Numbers & Notes

.833 - The field goal accuracy of PK Joey Slye inside of 50 yards, where he made 20 of 24 attempts. Slye missed all four of his attempts from beyond 50.

2nd - Virginia Tech has been to 22 consecutive bowl games. That is the 2nd-longest current streak in the NCAA, trailing only Florida State (33) among the nation's FBS teams.

23 - The number of Virginia Tech's 31 2014 offensive touchdowns that were scored by freshmen. TE Bucky Hodge (7) led the way followed by WRs Isaiah Ford (6) and Cam Phillips (3) and RBs Marshawn Williams (4) and Shai McKenzie (3). In all, 74 percent of Tech's offensive TDs were by first-year players.

273 - The number of career coaching victories for Virginia Tech Head Coach Frank Beamer. Beamer, who has an overall 273-138-4 record for 34 seasons as a head coach, leads all active NCAA FBS coaches. Beamer ranks 6th in career wins among all FBS head coaches. The only coaches ahead of Beamer on the list are icons of college football: Bobby Bowden, Paul "Bear" Bryant, Glenn "Pop" Warner, Amos Alonzo Stagg and Joe Paterno.

294.41 - Over the last 11 years, Virginia Tech ranks second in the nation in total defense. During that 147-game span, the Hokies have allowed their opponents an average of just 294.41 yards per game. Only Alabama (271.78) has allowed fewer yards per game.



# VIRGINIA TECH CAREER LEADERS, ALPHABETICAL ROSTER



TOTAL OFFENSE				
	Rush	Pass	TDR	Total
1. Logan Thomas (2010-13)	1358	9005	78	10362
2. Tyrod Taylor (2007-10)	2196	7017	67	9213
3. Bryan Randall (2001-04)	1526	6508	59	8034
4. Maurice DeShazo (1991-94)	385	5720	56	6105
5. Don Strock (1970-72)	-138	6009	33	5871
6. Will Furrer (1988-91)	-133	5915	44	5782
7. Steve Casey (1978-81)	-688	4299	39	4987
8. Sean Glennon (2004-08)	-172	4867	31	4695
9. Jim Druckenmiller (1993-96)	-251	4383	34	4634
10. Michael Vick (1999-00)	1202	3074	36	4276

PASSING YARDAGE					
	Comp	Att	Pct	TD	Yards
1. Logan Thomas (2010-13)	694	1249	556	53	9005
2. Tyrod Taylor (2007-10)	495	865	572	44	7017
3. Bryan Randall (2001-04)	490	833	588	48	6508
4. Don Strock (1970-72)	440	829	530	29	6009
5. Will Furrer (1988-91)	494	920	536	43	5915
6. Maurice DeShazo (1991-94)	397	745	532	47	5720
7. Sean Glennon (2005-08)	386	656	588	28	4867
8. Jim Druckenmiller (1993-96)	313	582	537	34	4383
9. Steve Casey (1978-81)	342	647	528	29	4299
10. Mark Cox (1981-85)	281	518	542	22	3526

RECEIVING YARDAGE				
	Rec	TD	Avg	Yards
1. Jarrett Boykin (2008-11)	184	18	15.67	2884
2. Danny Coale (2008-11)	165	8	16.11	2658
3. Ricky Scales (1972-74)	113	18	20.11	2272
4. Antonio Freeman (1991-94)	121	22	18.24	2207
5. Ernest Wilford (2000-03)	126	11	16.29	2052
6. Andre Davis (1998-01)	103	18	19.28	1986
7. Marcus Davis (2009-12)	105	13	17.40	1827
8. Josh Morgan (2004-07)	122	16	14.89	1817
9. Eddie Royal (2004-07)	119	12	14.94	1778
10. Myron Richardson (1986-89)	100	9	15.41	1541

RUSHING				
	Att	TD	Avg	Yards
1. Cyrus Lawrence (1979-82)	843	30	4.47	3767
2. Kevin Jones (2001-03)	616	35	5.64	3475
3. Roscoe Coles (1974-77)	656	29	5.27	3459
4. Maurice Williams (1983-86)	550	25	5.42	2981
5. Brandon Ore (2005-07)	617	31	4.50	2776
6. Lee Suggs (1999-02)	535	56	5.17	2767
7. Dwayne Thomas (1992-95)	576	25	4.68	2696
8. David Wilson (2009-11)	462	18	5.76	2662
9. Ken O'Hunter (1994-97)	526	27	5.03	2645
10. Eddie Huxter (1983-86)	466	22	5.41	2523

RECEPTIONS				
	Yards	TD	Avg	Rec
1. Jarrett Boykin (2008-11)	2884	18	15.67	184
2. Danny Coale (2008-11)	2658	8	16.11	165
3. Ernest Wilford (2000-03)	2052	11	16.29	126
4. Josh Morgan (2004-07)	1817	16	14.89	122
5. Antonio Freeman (1991-94)	2207	22	18.24	121
6. Eddie Royal (2004-07)	1778	12	14.94	119
7. Ricky Scales (1972-74)	2272	18	20.11	113
8. Marcus Davis (2009-12)	1827	13	17.40	105
9. Andre Davis (1998-01)	1986	18	19.28	103
Mike Giacalone (1979-82)	1384	10	13.44	103

SCORING				
	Points			
1. Shayne Graham (1996-99)	371			
2. Lee Suggs (1999-02)	336			
3. Brandon Pace (2004-06)	316			
4. Carter Warley (2000-03)	307			
5. Ryan Williams (1991-94)	254			
6. Chris Kinzer (1985-88)	234			
7. Cody Journell (2011-13)	233			
8. Don Wade (1981-84)	224			
9. Kevin Jones (2001-03)	210			
10. Brandon Ore (2005-07)	198			

No.	Name	Pos.	Ht.	Wt.	Cl.	Hometown
36	Adonis Alexander	ROV	6-3	192	Fr.	Charlotte, N.C.
---	Jahque Alleyne	S	6-1	180	Fr.	Virginia Beach, Va.
---	Mike Arnold	OL	6-5	280	Fr.	Winter Haven, Fla.
81	* Kevin Asante	WR	6-0	184	Sr.-R.	Charlotte, N.C.
12	Erik Banks	CB	5-9	171	So.-R.	Coeburn, Va.
60	** Woody Baron	DT	6-1	265	Jr.	Nashville, Tenn.
39	Elisha Boyd	CB	6-0	175	Fr.-R.	Newport News, Va.
39	Jaylen Bradshaw	WR	6-0	174	Fr.-R.	Chesapeake, Va.
22	Michael Brainard	WR	6-1	190	Sr.-R.	Clifton, Va.
12	* Michael Brewer#	QB	6-0	200	Sr.-R.	Lake Travis, Texas
82	Xavier Burke	TE	6-3	265	Fr.	Lawrenceville, Va.
15	* Joel Caleb	TB	6-2	200	Jr.-R.	Midlothian, Va.
86	C.J. Carroll	WR	5-7	162	Fr.-R.	Olney, Md.
61	Kyle Chung	OL	6-3	286	So.-R.	Ponte Vedra Beach, Fla.
76	Austin Clark	OL	6-6	293	Fr.	Lexington, Va.
19	** Chuck Clark	CB	6-0	208	Jr.	Suffolk, Va.
40	* Deon Clarke	LB	6-2	213	Sr.	Richmond, Va.
16	Jack Click	QB	6-4	215	Fr.	Glen Allen, Va.
89	* Calvin Cline	TE	6-4	240	So.-R.	Boca Raton, Fla.
4	** J.C. Coleman#	TB	5-7	194	Sr.	Chesapeake, Va.
72	** Augie Conte	OL	6-6	295	Jr.-R.	Richmond, Va.
---	Chris Cunningham	TE	6-3	225	Fr.	Jacksonville, Fla.
59	** Eddie D'Antuono	LS	6-6	267	Jr.-R.	Alexandria, Va.
43	* Seth Dooley	DE	6-5	248	So.-R.	Salem, Va.
13	Chris Durkin	QB	6-4	235	Fr.-R.	Poland, Ohio
48	Josh Eberly	LB	5-7	219	Jr.-R.	Broadway, Va.
22	Terrell Edmunds	CB	6-2	191	Fr.-R.	Danville, Va.
---	Tremaine Edmunds	LB	6-4	220	Fr.	Danville, Va.
14	** Trey Edmunds	TB	6-1	221	Jr.-R.	Danville, Va.
4	* Ken Ekanem	DE	6-3	249	Jr.-R.	Centreville, Va.
31	* Brandon Facyson	CB	6-2	189	So.-R.	Newnan, Ga.
29	Holland Fisher	OLB	6-1	197	Fr.-R.	Richmond, Va.
1	* Isaiah Ford	WR	6-1	174	So.	Jacksonville, Fla.
---	Coleman Fox	ATH	5-11	190	Fr.	Salem, Va.
26	** Desmond Frye	FS	6-2	198	Jr.-R.	Chester, Va.
11	* Kendall Fuller	CB	6-0	190	Jr.	Baltimore, Md.
---	Darius Fullwood	DE	6-4	240	Fr.	College Park, Md.
---	Houshun Gaines	DE	6-4	220	Fr.	Rocky Mount, N.C.
38	Johnathan Galante	OLB	5-11	205	So.-R.	Blacksburg, Va.
64	* Eric Gallo	OL	6-2	298	So.	Richboro, Pa.
97	Laird Gardner	DE	6-1	227	Sr.	Monroe Township, N.J.
23	** Der'Woun Greene	FS	5-10	187	Jr.-R.	Portsmouth, Va.
77	* Wade Hansen	OL	6-5	282	Sr.-R.	Troy, N.Y.
93	Jeremy Haynes	DE	6-3	226	Jr.-R.	South County, Va.
87	Matt Hill	TE	6-5	224	Fr.-R.	Virginia Beach, Va.
---	Trevon Hill	DE	6-4	220	Fr.	Virginia Beach, Va.
7	* Bucky Hodges	TE	6-6	244	So.-R.	Virginia Beach, Va.
---	Zachariah Hoyt	OL	6-3	291	Fr.	Salem, Va.
56	* Sean Huelskamp	LB	6-1	216	So.-R.	Centreville, Va.
27	** A.J. Hughes	P	6-1	209	Sr.	Terre Haute, Ind.
---	DuWayne Johnson	CB	6-1	160	Fr.	Washington, D.C.
16	* Greg Jones	FS	6-2	202	Jr.-R.	Lorton, Va.
8	* Melvin Keihn	DE	6-1	209	So.	Towson, Md.
80	** Demitri Knowles	WR	6-1	182	Sr.-R.	Freeport, Bahamas
---	Dwayne Lawson	QB	6-6	207	Fr.	Tampa, Fla.
---	Harry Lewis	DL	6-2	260	Fr.	Hampton, Va.
30	** Mitchell Ludwig	P	5-11	202	Jr.	Abingdon, Va.

No.	Name	Pos.	Ht.	Wt.	Cl.	Hometown
44	Carson Lydon	LB	6-2	243	Fr.	Tarpon Springs, Fla.
92	** Luther Maddy#	DT	6-1	293	Sr.-R.	Delray Beach, Fla.
88	** Ryan Malleck	TE	6-5	242	Sr.-R.	Point Pleasant, N.J.
96	** Corey Marshall	DT	6-2	262	Sr.-R.	North Dinwiddie, Va.
---	Deshawn McCleese	TB	5-10	185	Fr.	Chesapeake, Va.
28	* Shai McKenzie	TB	5-11	221	So.	Washington, Pa.
71	** Jonathan McLaughlin	OL	6-5	306	Jr.	Mauldin, S.C.
34	Travon McMillian	TB	6-0	200	Fr.-R.	Woodbridge, Va.
83	** Charley Meyer	WR	6-1	211	Jr.-R.	Richmond, Va.
99	Vinny Mihota	DT	6-5	264	Fr.-R.	Fredericksburg, Va.
18	Raymon Minor	LB	6-2	225	Fr.-R.	Ashland, Va.
66	Billy Ray Mitchell	OL	6-3	279	Fr.-R.	Westwood, N.J.
63	Andrew Moras	OL	6-0	240	Fr.-R.	Ridgewood, N.J.
50	* Jamieon Moss	LB	6-1	211	So.-R.	Elizabeth City, N.C.
9	* Brenden Motley	QB	6-4	214	Jr.-R.	Christiansburg, Va.
5	* Andrew Motuapuaka	LB	6-0	231	So.-R.	Virginia Beach, Va.
20	* Deon Newsome	WR	5-11	186	So.-R.	Hampton, Va.
90	** Dadi Nicolas#	DE	6-4	231	Sr.-R.	Delray Beach, Fla.
69	Yoshuah Nijman	OL	6-7	277	Fr.	Maplewood, N.J.
67	Parker Osterloh	OL	6-8	327	So.-R.	Williamsburg, Va.
17	Shawn Payne	CB	6-2	181	Fr.-R.	Chesterfield, Va.
32	Steven Peoples	FB	5-9	211	Fr.	Galax, Va.
58	Colt Pettit	OL	6-3	266	Fr.-R.	Deshler, Ohio
74	Braxton Pfaff	OL	6-5	309	Fr.-R.	Lynchburg, Va.
5	* Cam Phillips	WR	6-1	190	So.	Laurel, Md.
---	D'Andre Plantin	OL	6-5	277	Fr.	Norcross, Ga.
38	David Prince	WR	6-1	180	So.-R.	Roanoke, Va.
21	* C.J. Reavis	FS	6-1	207	So.	Chester, Va.
52	* Darius Redman#	OT	6-4	271	Sr.-R.	Washington, D.C.
48	D.J. Reid 1	TB	6-0	226	Fr.-R.	Chester, Va.
6	Mook Reynolds	CB	6-0	168	Fr.	Greensboro, N.C.
2	** Donovan Riley	ROV	5-11	207	Sr.	Baltimore, Md.
45	** Sam Rogers	FB	5-10	222	Jr.	Mechanicsville, Va.
---	Michael Santamaria	PK	5-9	159	Fr.-R.	Athens, Ga.
---	Tim Settle	DT	6-3	315	Fr.	Manassas, Va.
24	* Anthony Shegog	ROV	6-2	207	So.-R.	Stafford, Va.
46	* Joey Slye	PK	5-10	216	So.	Stafford, Va.
75	* Alston Smith	OL	6-2	279	Jr.-R.	Virginia Beach, Va.
79	Tyrell Smith	OL	6-4	285	Fr.	North Brunswick, N.J.
91	Steve Sobczak	DT	6-2	310	Fr.-R.	Milford, Va.
3	* Greg Stroman	CB	6-0	164	So.	Bristow, Va.
65	Colton Taylor	LS	6-0	221	So.-R.	Salem, Va.
35	Quinton Taylor	OLB	6-1	208	Jr.-R.	Chester, Va.
57	* Wyatt Teller	OL	6-6	301	So.-R.	Bealeton, Va.
37	** Ronny Vandyke#	OLB	6-4	219	Sr.-R.	Lorton, Va.
98	* Ricky Walker	DL	6-3	286	So.	Hampton, Va.
---	Eric Whitehead, Jr.	DT	6-1	300	Fr.	Indianapolis, Ind.
55	* Jack Willenbrock	OL	6-3	243	Jr.-R.	Glenmore, Pa.
62	Andrew Williams	OL	6-0	267	So.-R.	Daleville, Va.
27	Curtis Williams	CB	5-10	170	So.-R.	Amelia, Va.
42	* Marshawn Williams	TB	5-11	229	So.	Hampton, Va.
95	** Nigel Williams	DT	6-2	291	Jr.-R.	Richmond, Va.
---	Adonis Williamson	S	6-1	190	Fr.	Indianapolis, Ind.
35	Carson Wise	PK	5-9	157	Fr.-R.	Blacksburg, Va.
25	* Jerome Wright	FB	6-2	225	Jr.	Richmond, Va.
53	Trent Young	LB	5-10	213	Fr.-R.	Richmond, Va.

\* Denotes letter earned; R-Denotes player was redshirted; # Denotes graduate.



# VIRGINIA TECH COACHES & RECORDS



## Frank Beamer Head Coach

(Virginia Tech '69)

Record at Virginia Tech:

231-115-2 (.667), 28 Years

Overall 273-138-4 (.663), 34 Years

Born: October 18, 1946



The winningest active coach in the NCAA's FBS, Virginia Tech's Frank Beamer begins his 29th season as head coach in Blacksburg and 35th overall. Beamer begins the 2015 football season with 273 career triumphs, which ranks 6th overall among all FBS coaches in NCAA history in career victories, trailing only the icons of the sport in Penn State's Joe Paterno (409), Florida State's Bobby Bowden (377), Paul "Bear" Bryant (323), Glenn "Pop" Warner (319) and Amos Alonzo Stagg (314). His 231 wins at Virginia Tech are the most of any active head coach and rank 8th among FBS coaches all-time. With two more victories he would move into 7th place ahead of Paul "Bear" Bryant. Beamer guided the Hokies to a 7-6 record last fall, including a win over national champion Ohio State and the school's 22nd consecutive bowl appearance, the second-longest such streak in the NCAA. From 2004 through 2011 he led Tech to 10 or more victories in each year, the third-longest streak in NCAA history. In Tech's 11 seasons in the Atlantic Coast Conference, Beamer has led the Hokies to four ACC football titles (2004, 2007, 2008, 2010), and five appearances in the ACC Football Championship Game (2005, 2007, 2008, 2010 and 2011). His 2011 team became the first ACC squad to earn an at-large berth in the BCS. Since joining the ACC, Tech's defense ranks second nationally in total defense, allowing only an average of 294.41 total yards a game in a span of 147 games. In 2010, Tech became the first team in NCAA FBS history to win 11 straight games after losing its first two contests, and finished the year ranked 16th in AP and 15th in USA Today. In 2008, he led a very inexperienced Tech squad to a 10-4 mark, the ACC Championship and a win over 12th-ranked Cincinnati in the FedEx Orange Bowl. In 2007, the Hokies were 11-3, ranked 9th nationally and posted a 30-16 win over Boston College in the ACC title game. Three years previously, in 2004, the Hokies' first year in the ACC, Beamer guided Virginia Tech to a conference title en route to being named ACC Coach of the Year. He repeated as Coach of the Year in 2005, when he led the Hokies to a 7-1 league record, the Coastal Division title and a spot in the inaugural ACC Championship Game. For his part in the Hokies' run to the national title game in 1999, Beamer earned eight National Coach of the Year awards and was named the Big East Conference Coach of the Year for the third time. When Big East Conference football celebrated its first 10 years of existence in 2000, Beamer was voted the Coach of the Decade by the league's media. Beamer, the first alumnus to guide the Hokies since the 1940s, took over the Tech reins from Bill Dooley in January 1987. During his undergraduate days at Virginia Tech, Beamer started three years as a cornerback and played on the Hokies' 1966 and 1968 Liberty Bowl teams. Beamer began his coaching career as an assistant at Radford High School from 1969 through 1971. Then, after one season as a graduate assistant at the University of Maryland (1972), he went to The Citadel (1973-77), where he worked five seasons under Bobby Ross and one year under Art Baker (1978). In his last two years at The Citadel, Beamer was the defensive coordinator. In 1979, Beamer went to Murray State as the defensive coordinator under Mike Gottfried. He was named head coach at Murray State in 1981.

## Virginia Tech Coaches and Records

### OVERALL WON/LOSS RECORDS

No.	Head Coach	Years	W	L	T	Pct
1.	E.A. Smyth.....	(2) 1892-1893	1	3	0	.250
2.	J.A. Massie.....	(1) 1894	4	1	0	.800
3.	A.C. Jones.....	(2) 1895-1896	9	4	1	.679
4.	Charles Firth.....	(1) 1897	5	2	0	.714
5.	J.L. Ingles.....	(1) 1898	5	2	0	.714
6.	Dr. James Morrison ...	(1) 1899	4	1	0	.800
7.	Dr. Davis.....	(1) 1900	3	3	1	.500
8.	Dr. A.B. Morrison Jr. (1)	1901	6	1	0	.857
9.	R.R. Brown.....	(1) 1902	3	2	1	.583
10.	Dr. C.A. Lueder.....	(1) 1903	5	1	0	.833
11.	J.C. O'Connor.....	(1) 1904	5	3	0	.625
12.	C.P. Miles.....	(2) 1905-1906	14	3	2	.789
13.	C.R. Williams.....	(1) 1907	7	2	0	.778
14.	R.M. Brown.....	(1) 1908	5	4	0	.556
15.	Branch Bocock.....	(6) 1909-10, 12-15	34	14	2	.700
16.	L.W. Reiss.....	(1) 1911	6	1	2	.778
17.	Jack Ingersell.....	(1) 1916	7	2	0	.778
18.	Charles Bernier.....	(3) 1917-1919	18	6	1	.740
19.	Stanley Sutton.....	(1) 1920	4	6	0	.400
20.	Ben Cabbage.....	(5) 1921-1925	30	12	6	.688
21.	Andy Gustafson.....	(4) 1926-1929	22	13	1	.625
22.	O.E. Neale.....	(2) 1930-1931	8	7	3	.528
23.	H.B. Redd.....	(9) 1932-1940	43	37	8	.534
24.	J.R. Kitts.....	(1) 1941	6	4	0	.600
25.	H.M. McEver.....	(2) 1942, 1945	9	8	1	.528
26.	James Kitts.....	(2) 1946-1947	7	9	3	.447
27.	Robert McNeish.....	(3) 1948-1950	1	25	3	.086
28.	Frank Moseley.....	(10) 1951-1960	54	42	4	.560
29.	Jerry Claiborne.....	(10) 1961-1970	61	39	2	.608
30.	Charlie Coffey.....	(3) 1971-1973	12	20	1	.379
31.	Jimmy Sharpe.....	(4) 1974-1977	21	22	1	.489
32.	Bill Dooley.....	(9) 1978-1986	64	37	1	.632
33.	Frank Beamer.....	(28) 1987-2014	231	115	2	.667

### CONFERENCE GAMES ONLY\*

Rk.	Head Coach	Years	W	L	T	Pct
1.	Frank Beamer.....	(11) 2004-2014	68	25	0	.731

(Based on Winning Percentage; \* ACC Includes Championship Games)

### BOWL GAMES ONLY

Head Coach.....	Bowls	W	L	T	Pct
Frank Beamer.....	(22)	10	12	0	.454
Bill Dooley.....	(3)	1	2	0	.333
Jerry Claiborne.....	(2)	0	2	0	.000
James Kitts.....	(1)	0	1	0	.000

(Based on Appearances)

## VIRGINIA TECH ASSISTANT COACHES

Shane Beamer (Virginia Tech '99)..... Associate Head Coach/ Running Backs  
 Cornell Brown (Virginia Tech '97)..... OLBs/Assistant Defensive Line  
 Zohn Burden (VMI '06)..... Wide Receivers  
 Bud Foster (Murray State '81)..... Defensive Coordinator/Inside Linebackers  
 Torrian Gray (Virginia Tech '97).... Def. Secondary/Pass Defense Coordinator  
 Stacy Searels (Auburn '90)..... Offensive Line  
 Scot Loeffler (Michigan '98)..... Offensive Coordinator/Quarterbacks  
 Bryan Stinespring (James Madison '86 )... Recruiting Coordinator/Tight Ends  
 Charley Wiles (Murray State '87)..... Defensive Line/Run Defense Coordinator

## Beamer Versus ACC Schools

vs. Boston College.....	15-8	vs. North Carolina.....	9-3
vs. Clemson.....	5-6	vs. NC State.....	5-2-1
vs. Duke.....	10-1	vs. Pitt.....	8-6
vs. Florida State.....	2-9	vs. Syracuse.....	6-8
vs. Georgia Tech.....	8-4	vs. Virginia.....	19-9
vs. Miami.....	13-11	vs. Wake Forest.....	4-1

## Beamer by the Numbers

Year	School..	AP/USA....	ACC.....	Finish.....	All....	Pct.	
1981	Murray State.....				8-3-0	.727	
1982	Murray State.....				4-7-0	.363	
1983	Murray State.....				7-4-0	.636	
1984	Murray State.....				9-2-0	.818	
1985	Murray State.....				7-3-1	.681	
1986	Murray State.....				7-4-1	.625	
1987	Virginia Tech.....				2-9-0	.181	
1988	Virginia Tech.....				3-8-0	.272	
1989	Virginia Tech.....				6-4-1	.590	
1990	Virginia Tech.....				6-5-0	.545	
1991	Virginia Tech.....				5-6-0	.454	
1992	Virginia Tech.....				2-8-1	.227	
1993	Virginia Tech.....	22/20			9-3-0	.750	
1994	Virginia Tech.....	/24			8-4-0	.667	
1995	Virginia Tech.....	10/9			10-2-0	.833	
1996	Virginia Tech.....	13/12			10-2-0	.833	
1997	Virginia Tech.....				7-5-0	.583	
1998	Virginia Tech.....	23/19			9-3-0	.750	
1999	Virginia Tech.....	2/3			11-1-0	.916	
2000	Virginia Tech.....	6/6			11-1-0	.916	
2001	Virginia Tech.....	18/18			8-4-0	.667	
2002	Virginia Tech.....	18/14			10-4-0	.714	
2003	Virginia Tech.....				8-5-0	.615	
2004	Virginia Tech.....	10/10	7-1	ACCC..	10-3-0	.769	
2005	Virginia Tech.....	7/7	*7-1	1stC...	11-2-0	.846	
2006	Virginia Tech.....	19/18	6-2	2ndC...	10-3-0	.769	
2007	Virginia Tech.....	9/9	*7-1	ACCC..	11-3-0	.785	
2008	Virginia Tech.....	15/14	*5-3	ACCC..	10-4-0	.714	
2009	Virginia Tech.....	10/10	6-2	2ndC...	10-3-0	.769	
2010	Virginia Tech.....	16/15	*8-0	ACCC..	11-3-0	.785	
2011	Virginia Tech.....	21/17	7-1	1stC...	11-3-0	.785	
2012	Virginia Tech.....		4-4	4thC...	7-6-0	.538	
2013	Virginia Tech.....		5-3	T2ndC..	8-5-0	.615	
2014	Virginia Tech.....		3-5	T5thC...	7-6-0	.538	
<b>Murray State: 6 yrs.....</b>						<b>42-23-2</b> .....	<b>.627</b>
<b>Virginia Tech: 28 yrs.....</b>						<b>*68-25 (.731)</b> .....	<b>231-115-2 .667</b>
<b>Overall Record: 34 yrs</b>						<b>68-25 (.731)</b> .....	<b>273-138-4 .663</b>



# VIRGINIA TECH 2014 STATISTICS



## 2014 Virginia Tech Results (7-6, 3-5 ACC)

Date	Result	Opponent	Att.	VT		Opp.		Offense					Defense				
				AP	USA	AP	USA	Run	Pass	Total	Passes	TO	Run	Pass	Total	Passes	TO
A30	W, 34-9	William & Mary	62,722	--	--	--	--	222	266	488	24-31-1	2	76	117	193	9-23-0	2
S6	W, 35-21	at Ohio State	107,517	--	--	8	7	121	199	320	23-36-2	3	108	219	327	9-29-3	3
S13	L, 21-28	East Carolina	63,267	17	19	--	--	91	298	389	30-56-2	2	75	427	502	23-47-0	1
S20	L, 24-27	Georgia Tech	62,318	--	--	--	--	127	297	424	28-39-3	3	250	125	375	7-18-0	1
S27	W, 35-17	Western Michigan	59,625	--	--	--	--	308	178	486	14-32-2	2	19	212	231	18-33-1	2
O4	W, 34-17	at North Carolina	60,000	--	--	--	--	171	186	357	18-27-1	1	125	198	323	18-37-1	3
O16	L, 16-21	at Pittsburgh	43,125	--	--	--	--	26	265	291	26-45-0	1	210	121	331	11-18-1	2
O23	L, 6-30	Miami	64,007	--	--	--	--	120	142	262	18-28-0	3	364	92	456	7-16-0	0
N1	L, 31-33	Boston College	55,729	--	--	--	--	69	345	414	31-49-0	1	258	110	368	8-15-0	0
N15	W, 17-16	at Duke	30,107	--	--	19	19	145	148	293	13-24-1	1	141	185	326	19-41-2	3
N22	L, 3-6	2OT at Wake Forest	27,820	--	--	--	--	111	143	254	16-29-1	3	74	160	234	18-32-1	1
N28	W, 24-20	Virginia	60,431	--	--	--	--	38	276	314	18-38-1	1	198	235	433	15-35-1	3
D27	W, 33-17	vs. Cincinnati	34,277	--	--	--	--	210	124	334	15-25-1	1	144	345	489	18-37-2	3

Military Bowl presented by Northrop Grumman, Memorial Stadium, Annapolis, Md.

TEAM STATISTICS		VT	OPP	RUSHING					KICK RETURNS						
VT	OPP	Att.	Yds.	TD	Lg.	Avg.	No.	Yds.	TD	Lg.	Avg.				
SCORING	313	262	J.C. Coleman	533	3	38	5.0	15	270	0	29	TD FGs PAT Pts.			
Points Per Game	24.1	20.2	Marshawn Williams	123	4	42	3.8	15	219	0	58	20-28	33-34	93	
Points Off Turnovers	173	131	Shai McKenzie	53	3	39	5.1	4	91	0	44	0-0	0-0	50	
FIRST DOWNS	261	216	Sam Rogers	32	140	0	17	4.1	3	0	46	0-0	0-0	22.8	
Rushing	105	95	Trey Edmunds	21	97	0	26	4.6	3	73	0	44	0-0	0-0	24.3
Passing	130	105	Joel Caleb	22	96	0	33	4.4	1	14	0	14	0-0	0-0	14.0
Penalty	26	16	Deon Newsome	19	93	0	24	4.9	1	0	0	0	0	0	0.0
RUSHING YARDAGE	1919	1882	Brenden Motley	14	72	0	24	5.1	1	18	0	18	0-0	0-0	18.0
Yards gained rushing	2327	2435	Cam Phillips	5	65	0	29	13.0	1	17	0	17	0-0	0-0	17.0
Yards lost rushing	408	553	Derek Di Nardo	1	30	0	30	30.0	1	0	0	0	0	0	0.0
Rushing Attempts	506	484	Bucky Hodges	7	20	0	5	2.9	2	0	0	0	0	0	0.0
Average Per Rush	3.8	3.9	Joshua Stanford	3	14	0	12	4.7	2	0	0	0	0	0	0.0
Average Per Game	147.6	144.8	Travon McMillian	6	12	0	5	2.0	2	0	0	0	0	0	0.0
TDs Rushing	12	15	Mark Leal	1	7	0	7	7.0	1	0	0	0	0	0	0.0
PASSING YARDAGE	2826	2587	Demitri Knowles	1	7	0	7	7.0	2	4	0	17	2.0	2	2.0
Comp-Att-Int	271-456-15	183-384-12	Greg Stroman	2	4	0	17	2.0	1	0	0	0	0	0	0.0
Average Per Pass	6.2	6.7	Daniel Dyer	1	0	0	0	0.0	1	0	0	0	0	0	0.0
Average Per Catch	10.4	14.1	Isaiah Ford	4	0	0	5	0.0	1	0	0	0	0	0	0.0
Average Per Game	217.4	199.0	Michael Brewer	80	-5	2	31	-0.1	0	0	0	0	0	0	0.0
TDs Passing	19	13	Team	4	-6	0	0	-1.5	0	0	0	0	0	0	0.0
TOTAL OFFENSE	4745	4469	<b>Total</b>	<b>506</b>	<b>1919</b>	<b>12</b>	<b>42</b>	<b>3.8</b>	<b>36</b>	<b>20-28</b>	<b>33-34</b>	<b>313</b>			
Total Plays	962	868	<b>Opponents</b>	<b>484</b>	<b>1882</b>	<b>15</b>	<b>68</b>	<b>3.9</b>	<b>30</b>	<b>18-32</b>	<b>28-30</b>	<b>262</b>			
Average Per Play	4.9	5.1	<b>PASSING</b>												
Average Per Game	365.0	343.8	<b>Cmp.</b>	<b>Att.</b>	<b>Int.</b>	<b>Pct.</b>	<b>TD</b>	<b>Yds.</b>							
KICK RETURNS: # - Yards	37-702	46-937	Michael Brewer	262	441	15	59.4	18	2692						
PUNT RETURNS: # - Yards	45-315	29-89	Mark Leal	6	9	0	66.7	1	77						
INT RETURNS: # - Yards	12-228	15-94	Brenden Motley	1	3	0	33.3	0	17						
KICK RETURN AVERAGE	19.0	20.4	A.J. Hughes	1	1	0	100.0	0	10						
PUNT RETURN AVERAGE	7.0	3.1	Isaiah Ford	1	1	0	100.0	0	30						
INT RETURN AVERAGE	19.0	6.3	Team	0	0	0	0.0	0	0						
FUMBLES-LOST	21-11	19-10	Sam Rogers	0	0	0	0.0	0	0						
PENALTIES-Yards	98-766	91-768	<b>Total</b>	<b>271</b>	<b>456</b>	<b>15</b>	<b>59.4</b>	<b>19</b>	<b>2826</b>						
Average Per Game	58.9	59.1	<b>Opponents</b>	<b>183</b>	<b>384</b>	<b>12</b>	<b>47.7</b>	<b>13</b>	<b>2587</b>						
PUNTS-Yards	83-3314	83-3527	<b>RECEIVING</b>												
Average Per Punt	39.9	42.5	<b>Rec.</b>	<b>Yds.</b>	<b>TD</b>	<b>Lg.</b>	<b>Avg.</b>								
Net punt average	37.9	38.2	Isaiah Ford	56	709	6	33	12.7							
KICKOFFS-Yards	64-3841	57-3578	Willie Byrn	47	388	0	44	8.3							
Average Per Kick	60.0	62.8	Bucky Hodges	45	526	7	50	11.7							
Net kick average	39.5	41.7	Cam Phillips	40	498	3	36	12.4							
TIME OF POSSESSION/Game	31:12	28:48	Ryan Malleck	24	195	2	21	8.1							
3RD-DOWN Conversions	83/213	57/198	Sam Rogers	20	230	1	26	11.5							
3rd-Down Pct.	39%	29%	Joshua Stanford	7	64	0	15	9.1							
4TH-DOWN Conversions	7/14	5/18	Deon Newsome	7	19	0	9	2.7							
4th-Down Pct.	50%	28%	Joel Caleb	6	61	0	15	10.2							
SACKS BY-Yards	48-352	34-279	Marshawn Williams	4	18	0	14	4.5							
MISC YARDS	7	7	J.C. Coleman	4	-1	0	0	-0.2							
TOUCHDOWNS SCORED	30	30	Demitri Knowles	3	55	0	38	18.3							
FIELD GOALS-ATTEMPTS	20-28	18-32	Michael Brewer	2	35	0	30	17.5							
ON-SIDE KICKS	0-2	0-2	Trey Edmunds	2	-5	0	0	-2.5							
RED-ZONE SCORES	(41-47) 87%	(31-43) 72%	Greg Gadell	1	15	0	15	15.0							
RED-ZONE TOUCHDOWNS	(24-47) 51%	(19-43) 44%	Josh Trimble	1	10	0	10	10.0							
PAT-ATTEMPTS	(33-34) 97%	(28-30) 93%	Greg Stroman	1	6	0	6	6.0							
ATTENDANCE	428099	268569	Kalvin Cline	1	3	0	3	3.0							
Games/Avg Per Game	7/61157	5/53714	<b>Total</b>	<b>271</b>	<b>2826</b>	<b>19</b>	<b>50</b>	<b>10.4</b>							
Neutral Site Games	1/34277	1/34277	<b>Opponents</b>	<b>183</b>	<b>2587</b>	<b>13</b>	<b>58</b>	<b>14.1</b>							
<b>PUNTING</b>															
<b>No.</b>															
<b>Yds.</b>															
<b>Lg.</b>															
<b>Blk.</b>															
<b>Avg.</b>															
<b>TD</b>															
<b>Opponents</b>															
<b>No.</b>															
<b>Yds.</b>															
<b>TD</b>															
<b>Lg.</b>															
<b>Avg.</b>															
<b>Opponents</b>															
<b>No.</b>															
<b>Yds.</b>															
<b>TD</b>															
<b>Lg.</b>															
<b>Avg.</b>															
<b>Opponents</b>															
<b>No.</b>															
<b>Yds.</b>															
<b>TD</b>															
<b>Lg.</b>															
<b>Avg.</b>															
<b>Opponents</b>															
<b>No.</b>															
<b>Yds.</b>															
<b>TD</b>															
<b>Lg.</b>															
<b>Avg.</b>															
<b>Opponents</b>															
<b>No.</b>															
<b>Yds.</b>															
<b>TD</b>															
<b>Lg.</b>															
<b>Avg.</b>															
<b>Opponents</b>															



# WAKE FOREST DEMON DEACONS



## 2015 Wake Forest Schedule

Date	Opponent	Series Record	Series Began	Series Last Meeting	Stadium (Capacity)	Site
Sept. 3	Elon (ESPN3), 7 pm	9-0-1	1920	2009, hW, 35-7	BB&T Field (31,500)	Winston-Salem, N.C.
Sept. 12	at Syracuse (ACC Network), 12:30 pm	1-3-0	1917	2014, hL 30-7	Carrier Dome (49,262)	Syracuse, N.Y.
Sept. 19	at Army (CBSSN), Noon	10-4-0	1945	2014, hW 24-21	Michie Stadium (38,000)	West Point, N.Y.
Sept. 26	Indiana		First Meeting		BB&T Field (31,500)	Winston-Salem, N.C.
Oct. 3	Florida State	6-26-1	1956	2014, aL 43-3	BB&T Field (31,500)	Winston-Salem, N.C.
Oct. 10	at Boston College	8-12-2	1941	2014, aL 23-17	Alumni Stadium (44,500)	Chestnut Hill, Mass.
Oct. 17	at North Carolina	35-68-2	1888	2012, hW 28-27	Kenan Stadium (63,000)	Chapel Hill, N.C.
Oct. 24	NC State	38-64-6	1895	2014, aL 42-13	BB&T Field (31,500)	Winston-Salem, N.C.
Oct. 30	Louisville (ESPN2), 7 pm	0-2-0	2006	2014, aL 20-10	BB&T Field (31,500)	Winston-Salem, N.C.
Nov. 14	at Notre Dame, 3:30 pm	0-2-0	2011	2012, aL, 38-0	Notre Dame Stadium (80,795)	South Bend, Ind.
Nov. 21	at Clemson	17-62-1	1933	2014, hL 34-20	Clemson Memorial Stadium (81,500)	Clemson, S.C.
Nov. 28	Duke	37-56-2	1889	2014, aL 41-21	BB&T Field (31,500)	Winston-Salem, N.C.

### 2014 In Review

The one statistic that aptly describes Dave Clawson's first season as head coach at Wake Forest was the fact that not until the season's 12th game did someone who played for Deacons in 2013 score a point in 2014... Forced to play an inordinate amount of inexperienced athletes, the Deacons understandably struggled to generate offense... Nevertheless, Wake played aggressive and disciplined football throughout a 3-9 campaign and 1-7 league mark... True freshman **QB John Wolford**, who didn't get to campus until last August, started every game and completed 58 percent of his passes for 2,037 yards and 12 TDs... Redshirt freshman **TE Cam Serigne** (54 catches) also developed into an imposing threat... On defense, Clawson was able to field a unit that had everyone's respect by season's end... Led by **CBs Kevin Johnson** and **Merrill Noel** and **LBs Marquel Lee** and **Brandon Chubb**, the Deacons ranked 40th nationally in total defense and 12th in passing defense... Serigne earned 2nd-team Freshman All-American honors while **DE Wendell Dunn** and **PK Mike Weaver** were Honorable Mention Freshman All-Americans... Johnson, **DT Tylor Harris**, who tied for the nation's lead in blocked kicks (3) and tied for 2nd nationally in fumble recoveries (4), and **P Alex Kinal** were named 2nd-team All-ACC while Chubb and Noel were third-team All-ACC selections... **DT Josh Banks** was named Honorable Mention All-ACC.

### Who's Gone

Clawson will be without nine starters; five on offense and four on defense... Offensively, Wake will have to replace **WRs E.J. Scott** (50 catches) and **Matt James** (40 catches), **T Antonio Ford**, **C Cory Helms** and **RB Orville Reynolds**... On defense, the Deacons will miss the CB tandem of Johnson and Noel, as well as **DE Zach Allen** and **S Anthony Wooding**.

### The Schedule

Wake's schedule doesn't get easier with Notre Dame and Indiana in non-conference play plus road games at the Irish, Clemson, Boston College, North Carolina, Army and Syracuse.

### 2015 Preview

Wake returns 37 lettermen and 15 of them starters, including **PK Weaver** and **P Kinal**... Six starters return on offense, including three members of the offensive line in **C Alique Terry**, **G Josh Harris** and **T Dylan Intemann**, though three redshirt freshmen emerged in the spring as starters in **Ts Phil Haynes** and **Justin Herron** and **C Ryan Anderson**... Improving Wake's ground attack is a prime priority, as the Deacons managed to rush for just 479 yards a year ago... **RB's Isaiah Robinson** and **Dezmond Worthan** are capable, and improved line play will allow them to be more productive... Wolford will also benefit from an improved line, and improved playmakers around him, but he too will have competition in the in the fall from January enrollee **QB Kendall Hinton**... **WRs Jared Crump** (32 catches) and **Jonathan Williams** both return while redshirt freshman **Cortez Lewis** and January enrollee **Tabari Hines** head to the fall in the lead, along with Crump, for starting honors at the three WR positions... They are joined by Serigne, who will be among the ACC's best TEs this fall... Defensively, Wake returns seven starters from a unit that was 18th nationally in tackles for a loss (7.2)... **DE Dunn** and **DTs Banks** and **Harris** all return to the defensive line where they combined for 18.5 TFLs last year... Sophomore **Duke Ejirofor** ended spring ahead of redshirt freshman **Chris Stewart** at the other DE with **DT Zeek Rodney** pushing Harris for playing time... The top three tacklers return in **SS Ryan Janvion** (115 tackles, 7.0 TFLs) and **LBs Marquel Lee** (101 tackles, 12.0 TFLs) and **Brandon Chubb** (109 tackles)... Janvion anchors a rebuilt secondary that will be looking for replacements at cornerback but has rover **Hunter Williams** returning... **S Thomas Brown** didn't start last year, but saw enough action to make 50 tackles, and **Josh Okonye**, at field corner, and **Brad Watson**, at boundary CB came out of spring in the lead for starting honors.

## Roster Breakdown

### Starters Returning (15)

#### OFFENSE (6) .....2014. Career

Pos	Name	Starts	Starts
WR	Jared Crump, Jr.-R	11	15
TE	Cam Serigne, So.-R	12	12
RT	Dylan Intemann, Sr.-R	12	28
RG	Josh Harris, Jr.	12	13
C	Alique Terry, So.	7	7
QB	John Wolford, So.	12	12

#### DEFENSE (7) .....2014. Career

Pos	Name	Starts	Starts
DE	Wendell Dunn, So.-R	12	12
DT	Josh Banks, Jr.-R	12	13
NT	Tylor Harris, Sr.	9	13
LB	Marquel Lee, Jr.	12	12
LB	Brandon Chubb, Sr.-R	12	24
ROV	Hunter Williams, Sr.-R	11	20
SS	Ryan Janvion, Jr.-R	12	24

#### SPECIALISTS (2) .....2014. Career

Pos	Name	Starts	Starts
PK	Mike Weaver, So.-R	12	12
P	Alex Kinal, Sr.-R	12	36

### Starters Lost (9)

#### OFFENSE (5) .....2014. Career

Pos	Name	Starts	Starts
WR	E.J. Scott	10	10
WR	Matt James	7	9
T	Antonio Ford	12	21
C	Cory Helms	12	23
RB	Orville Reynolds	6	12

#### DEFENSE (4) .....2014. Career

Pos	Name	Starts	Starts
DE	Zach Allen	12	13
CB	Merrill Noel	12	43
CB	Kevin Johnson	12	41
S	Anthony Wooding	12	16

#### SPECIALISTS (0) .....2014. Career

Pos	Name	Starts	Starts
-----	------	--------	--------

### Quick Facts

Location	Winston-Salem, NC.	27109
Founded	1834	
Enrollment	4,867	
President	Dr. Nathan O. Hatch	
Director of Athletics	Ron Wellman	
Stadium	BB&T Field	
Capacity	31,500	
2014 Overall Record	3-9	
2014 ACC Record	1-7	
2014 ACC Finish	Tied for 6th in the Atlantic Division	

## Wake Forest Demon Deacons

Lettermen Returning	37
Offensive Lettermen Returning	14
Defensive Lettermen Returning	19
Specialists Lettermen Returning	4
Lettermen Lost	19
Offensive Lettermen Lost	10
Defensive Lettermen Lost	8
Specialists Lettermen Lost	1

### Returning Production Index

(Percentage of 2014 Statistics Returning)

% Passing Returning	.974
% Rushing Returning	.516
% Receiving Returning	.520
% Receiving Yards Ret.	.511
% Scoring Returning	.764
% Kickoff Returns	.998
% Punt Returns	1.000
% Tackles Returning	.744
% Turnovers Forced	.684

### Numbers & Notes

**2** - Wake Forest **QB John Wolford** is one of two true freshmen signal callers who started all of their games for ACC teams in 2015. Miami's Brad Kaaya was the other.

**4** - Wake Forest finished fourth nationally in net punting. **P Alex Kinal** averaged 43.6 yards per punt with 27 inside of Wake's opponent's 20-yard line and 24 fair catches. The Deacons allowed just 5.9 yards per punt return.

**10** - Freshman **PK Mike Weaver** made the first 10 field goals of his career last fall and made 15 of 19 for his initial varsity season.

**18** - Wake Forest's defense finished the 2014 season ranked 18th nationally in team tackles for loss. The Deacons improved 53 spots in the national rankings from 2013.

**54** - Redshirt freshman **TE Cam Serigne** led all ACC TEs in 2014 with 54 catches which tied for the third-highest single-season total in ACC history. He was an Honorable Mention All-ACC selection and a 2nd-team Freshman All-American by College Football News.

**325** - The number of tackles made in 2014 by Wake's top three tacklers, all of whom return, in **SS Ryan Janvion** (115), **LB Brandon Chubb** (109) and **LB Marquel Lee** (101).

TOTAL OFFENSE	Rush	Pass	TDR	Total
1. Riley Skinner (2006-09)	161	9762	64	9923
2. Tanner Price (2010-13)	280	8899	65	9179
3. Brian Kuklick (1994-98)	-176	8017	50	7838
4. Mike Elkins (1985-88)	-134	7304	46	7170
5. Gary Schofield (1981-83)	-421	7205	44	6784
6. Rusty LaRue (1992-95)	-8	5016	24	5008
7. James MacPherson (1999-02)	231	4716	18	4947
8. Jay Venuto (1979-80)	-141	5056	40	4915
9. Cory Randolph (2002-05)	743	3899	23	4642
10. Keith West (1989-92)	-177	5010	30	4600

PASSING YARDAGE	Comp-Att	Pct.	TD	Yards
1. Riley Skinner (2006-09)	903-1349	669	60	9762
2. Tanner Price (2010-13)	824-1451	568	52	8899
3. Brian Kuklick (1994-98)	665-1230	540	44	8017
4. Mike Elkins (1985-88)	609-1109	559	43	7304
5. Gary Schofield (1981-83)	640-1113	575	44	7205
6. Jay Venuto (1979-80)	422-799	528	38	5056
7. Rusty LaRue (1992-95)	472-786	600	27	5016
8. Keith West (1989-92)	365-683	534	29	4748
9. James MacPherson (1999-02)	349-639	546	16	4716
10. Norm Snead (1958-60)	272-601	452	27	4040

RECEIVING YARDAGE	Recp.	TD	Avg.	Yards
1. Ricky Proehl (1986-89)	188	25	15.69	2949
2. Desmond Clark (1995-98)	216	20	13.12	2834
3. Michael Campanaro (2010-13)	229	14	10.94	2506
4. Chris Givens (2009-2011)	163	21	15.17	2473
5. Wayne Baumgardner (1978-81)	141	13	17.24	2431
6. Jammie Deese (1996-99)	184	11	12.76	2348
7. Todd Dixon (1990-93)	139	24	16.55	2300
8. Jason Anderson (2001-04)	115	15	17.97	2066
9. James Brim (1983-86)	153	12	13.33	2040
10. Red O'Quinn (1946-49)	124	21	15.92	1974

RUSHING	Att.	TD	Avg.	Yards
1. Chris Barclay (2002-05)	840	40	4.80	4032
2. James McDougald (1976-79)	895	30	4.26	3811
3. Michael Ramseur (1982-85)	753	30	4.42	3325
4. Tarence Williams (1999-02)	575	22	4.49	2581
5. Morgan Kane (1996-99)	647	17	3.94	2550
6. Topper Clemons (1982-85)	506	13	4.64	2379
7. John Leach (1990-93)	495	19	4.54	2246
8. Joshua Harris (2010-13)	489	19	4.56	2230
9. Larry Hopkins (1970-71)	452	10	4.89	2212
Josh Adams (2007-10)	545	23	4.06	2212

RECEPTIONS	Yards	TD	Avg.	Rec.
1. Michael Campanaro (2010-13)	2506	14	10.94	229
2. Desmond Clark (1995-98)	2834	20	13.12	216
3. Ricky Proehl (1986-89)	2949	25	15.69	188
4. Jammie Deese (1996-99)	2348	11	12.76	184
5. Chris Givens (2009-11)	2473	21	15.17	163
6. Thabiti Davis (1994-97)	1865	12	11.58	161
7. James Brim (1983-86)	2040	12	13.33	153
8. John Henry Mills (1989-92)	1735	6	12.22	142
9. Wayne Baumgardner (1978-81)	2431	13	17.24	141
10. Kenneth Moore (2004-07)	1458	7	10.49	139


SCORING	Points
1. Sam Swank (2005-08)	337
2. Jimmy Newman (2009-12)	247
3. Chris Barclay (2002-05)	240
4. Wilson Hoyle (1986-89)	230
5. Matthew Burdick (1996-99)	217
6. Michael Ramseur (1982-85)	194
7. James McDougald (1976-79)	192
8. Larry Russell (1969-71)	180
9. Ricky Proehl (1986-89)	174
10. Mike Green (1991-93)	153

No.	Name	Pos.	Ht.	Wt.	Cl.	Hometown
62	Reid Althoff	DL	6-4	255	So.-R	Sarasota, Fla.
70	Ryan Anderson	OL	6-6	290	Fr.-R	Raleigh, N.C.
6	Bowman Archibald	TE	6-5	245	Fr.	Dade City, Fla.
32	*Charles Argenzio	FB	6-0	230	Jr.	Richmond, Va.
18	**John Armstrong	DB	5-9	165	Jr.	Orlando, Fla.
11	Dionte Austin	DB	6-0	165	Fr.	Baltimore, Md.
87	Alex Bachman	WR	6-0	175	Fr.	Moorpark, Calif.
40	*Josh Banks	DL	6-4	275	Jr.-R	Cary N.C.
54	Elontae Bateman	DL	6-2	275	Fr.	Memphis, Tenn.
32	Jessie Bates	DB	6-2	185	Fr.	Fort Wayne, Ind.
24	Tyler Bell	RB	5-11	205	Fr.	Mobile, Ala.
73	Jake Benzinger	OL	6-7	275	Fr.	Williamston, Mass.
45	Paris Black	DL	6-3	240	Fr.	Fayetteville, N.C.
26	*Thomas Brown	DB	6-3	220	Jr.	Evans, Ga.
51	Chris Calhoun	DL	6-4	240	Fr.	Alpharetta, Ga.
98	*Adam Centers	PK	6-0	195	So.	Coppell, Texas
67	Taylor Chambers	OL	6-8	290	So.-R	Columbia, S.C.
48	**Brandon Chubb	LB	6-1	245	Sr.-R	Powder Springs, Ga.
14	Steven Claude	WR	6-2	190	Fr.	Miami, Fla.
22	Matt Colburn	RB	5-10	195	Fr.	Irmo, S.C.
88	**Jared Crump	WR	6-3	205	Jr.-R	St. John's, Fla.
29	*Deonte Davis	DB	5-10	185	Jr.	Snellville, Ga.
50	*Grant Dawson	LB	6-1	225	So.-R	Winston-Salem, N.C.
37	Thomas Dillon	DB	5-10	180	So.	Houston, Texas
17	*Steve Donatell	TE	6-6	230	Jr.-R	Lone Tree, Col.
15	Kyle Driscoll	QB	6-1	215	Fr.-R	Garden City, N.Y.
14	*Wendell Dunn	DL	6-3	250	So.-R	Miami, Fla.
53	*Duke Ejiyor	DL	6-4	275	So.-R	Houston, Texas
66	Rocco Esposito	OL	6-5	315	So.-R	Coraopolis, Pa.
94	William Flood	DL	6-2	265	Jr.	Atlanta, Ga.
79	Cameron Gardner	OL	6-5	285	So.-R	Bailey, N.C.
69	Nathan Gilliam	OL	6-5	280	Fr.	Knoxville, Tenn.
2	Cameron Glenn	DB	6-1	200	Fr.-R	Stone Mountain, Ga.
27	Bryant Gross-Armiento	DB	6-1	190	So.-R	Fort Lauderdale, Fla.
64	TJ Haney	OL	6-6	330	Fr.	Gaffney, S.C.
65	**Josh Harris	OL	6-4	310	Jr.	Milton, Ga.
36	**Tyler Harris	DL	6-4	295	Sr.	Baton Rouge, La.
12	*Tyree Harris	WR	6-3	185	Jr.	Marietta, Ga.
74	Phil Haynes	OL	6-4	280	Fr.-R	Raleigh, N.C.
78	**Tyler Hayworth	OL	6-4	325	Jr.-R	Kingsport, Tenn.
10	Amari Henderson	DB	6-1	175	Fr.	Charlotte, N.C.
75	Justin Herron	OL	6-5	290	Fr.-R	Silver Spring, Md.
8	Tabari Hines	WR	5-10	165	Fr.	Florence, S.C.
2	Kendall Hinton	QB	6-0	185	Fr.	Durham, N.C.
82	**P.J. Howard IV#	WR	6-0	190	Sr.-R	Portsmouth, Va.
63	**Dylan Intemann	OL	6-5	305	Sr.-R	Wake Forest, N.C.
22	**Ryan Janvion	DB	5-11	190	Jr.-R	Pembroke Pines, Fla.

No.	Name	Pos.	Ht.	Wt.	Cl.	Hometown
13	Kyle Kearns	QB	6-2	190	Fr.	San Ramon, Calif.
34	**Demetrius Kemp	DB	6-1	205	Fr.-R	Demopolis, Ala.
38	**Alex Kinal	P	6-4	205	Sr.-R	Adelaide, South Australia
57	Ali Lamot	DL	6-2	265	So.-R	Mebane, N.C.
13	**Jalen Latter	DB	6-0	190	Jr.	Charlotte, N.C.
8	**Marquel Lee	LB	6-3	235	Jr.	Pomfret, Md.
95	**Sheldon Lewinson	DL	6-2	260	Jr.-R	Seffner, Fla.
15	Cortez Lewis	WR	6-1	200	Fr.-R	Demopolis, Ala.
60	Nick Luedeke	OL	6-5	265	Fr.-R	Holly Springs, N.C.
28	**Teddy Matthews	LB	6-3	240	Jr.-R	West Palm Beach, Fla.
35	Nate Mays	LB	6-1	210	Fr.	Dalton, Ga.
44	Kalin McNeil	LB	6-1	225	Fr.-R	Greensboro, N.C.
24	*Josh Okonye	DB	6-0	200	So.-R	Sugar Land, Texas
84	Brendan O'Neil	TE	6-4	230	So.-R	Burlington, Mass.
68	Patrick Osterhage	OL	6-4	300	Fr.-R	Centerville, Ohio
58	Vince Paolucci	LB	6-0	225	Fr.-R	San Diego, Calif.
28	Christopher Pearcey	TB	5-11	195	Fr.-R	Bradenton, Fla.
41	*Devin Pike	TE	6-6	245	So.	Cincinnati, Ohio
4	Rocky Reid	RB	6-0	220	Fr.	Mt. Pleasant, N.C.
21	*Isaiah Robinson	TB	5-10	215	So.	Charlotte, N.C.
93	*Zeek Rodney	DL	6-1	295	So.	Rock Hill, S.C.
85	*Cam Serigne	TE	6-3	245	So.-R	Ashburn, Va.
90	Rashawn Shaw	DL	6-3	250	Fr.-R	Fort Pierce, Fla.
77	**Will Smith	OL	6-5	305	Jr.-R	Charlotte, N.C.
7	*Maddox Stamey	WR	6-2	180	Jr.-R	Rutherford, N.C.
96	Chris Stewart	DL	6-3	260	Fr.-R	Petal, Miss.
43	Justin Strnad	LB	6-2	205	Fr.	Palm Harbor, Fla.
76	*Joel Suggs	OL	6-6	300	Jr.-R	Sophia, N.C.
55	*ALique Terry	OL	6-1	310	So.	Hialeah, Fla.
42	*Julian Thomas-Jackson	DL	6-4	220	So.-R	Dothan, Ala.
89	Chuck Wade	WR	6-0	200	Fr.	Jacksonville, Fla.
23	**James Ward	TB	5-10	210	Jr.-R	DeLand, Fla.
56	Harry Warner	OL	6-3	260	Fr.-R	Spring Lake, N.J.
5	Zack Wary	LB	6-4	225	Fr.-R	Rogers, Ark.
81	Scotty Washington	WR	6-5	210	Fr.	Washington, D.C.
25	**Brad Watson	DB	6-0	190	Jr.	Round Rock, Texas
18	*Mike Weaver	PK/P	6-1	180	So.-R	Pine City, N.Y.
99	Khalil Welsh	DL	6-3	270	Fr.	Jacksonville, Fla.
30	**Hunter Williams	LB	6-0	220	Sr.-R	Wake Forest, N.C.
39	*Jaboree Williams	LB	6-0	240	So.	Deerfield Beach, Fla.
83	**Jonathan Williams	WR	6-3	185	Jr.-R	Atlanta, Ga.
91	*Chase Wilson	LS	6-2	210	So.-R	Mooresville, N.C.
15	Garrett Wilson	LS	6-3	195	Fr.	Sanford, N.C.
10	*John Wolford	QB	6-1	205	So.	Jacksonville, Fla.
20	*Dezmond Wortham	TB	6-0	205	So.-R	Frisco, Texas
92	Willie Yarbary	DL	6-2	280	Fr.-R	Augusta, Ga.

\* Denotes letter earned; R-Denotes redshirt year; # Denotes graduate.





## Dave Clawson Head Coach (Williams College '89)

**Record at Wake Forest:**  
3-9-0 (.250), 1 Year  
**Overall: 93-89-0 (.511), 15 Yrs**  
**Born: August 16, 1967**

Known as a builder of college football programs throughout his career, Dave Clawson begins his second season as head coach at Wake Forest in the midst of a reconstruction that displayed promise in 2014. The Deacons improved significantly on defense last fall, ranking 40th nationally in total defense, 12th in passing yards allowed and 18th in team tackles for loss while recording Wake's first win over Virginia Tech in 31 years.. Clawson came to Wake after spending five seasons as head coach at Bowling Green (2009-13). In

2013, he led the Falcons to a 10-4 record and the Mid-American Conference championship. Under his direction, Bowling Green earned three bowl trips in his five seasons. His 2012 Bowling Green squad ranked sixth in the nation in total defense and 10th in scoring defense. His 2013 Falcon team ranked 29th nationally in total offense. He has delivered a league championship and at least one 10-win season in each of his three previous head coaching positions at Bowling Green, Richmond (2004-07) and Fordham (1999-03). At Fordham, he was named Patriot League Coach of the Year in 2001 and 2002. While at Richmond, he was named the Atlantic 10 Coach of the Year in 2005. In 2005, he was named the National Coach of the Year from the FCS organization and was a finalist for the Eddie Robinson Coach of the Year Award in 2002 and 2005. He left Richmond in 2008 to replace David Cutcliffe as the offensive coordinator under Phillip Fulmer at Tennessee. Following that season, Clawson was named the head coach at Bowling Green in time for the 2009 season. The Youngstown, N.Y., native is 1989 graduate of Williams College in Massachusetts, where he earned a degree in political economy. Clawson was a defensive back for Williams and went on to serve as a graduate assistant coach at Albany in 1989 and 1990. He moved to Buffalo for the 1991 and 1992 seasons, tutoring the secondary his first year and the quarterbacks and running backs his second. In 1993, Clawson was named the running backs coach at Lehigh and helped the Mountain Hawks to a 7-4 record and the Patriot League championship. He was promoted to offensive coordinator in 1994 and spent two years in that role, adding another Patriot League title in 1995. Villanova hired Clawson as offensive coordinator in 1996 and his offense helped the Wildcats to NCAA FCS playoff appearances in 1996 and 1997. During his tenure at Villanova, Clawson's offense established 70 program records, held the No. 1 ranking in the nation for six weeks in 1997 and won the 1997 Atlantic 10 championship. Clawson became the nation's youngest Division I head coach when he was named head coach at Fordham. Inheriting a team that had won just 22 games in the previous 10 years, Clawson turned the Rams into the Patriot League champions in his fourth season at the helm. Clawson and his wife, Catherine, are the parents of two children, Courtney and Eric.

### Clawson by the Numbers

Year	School.....	AP/USAA/ACC..	Finish.....	All .....	Pct.
1999	Fordham.....			0-11-0.....	.000
2000	Fordham.....			3-8-0.....	.273
2001	Fordham.....			7-4-0.....	.636
2002	Fordham*.....			10-3-0.....	.769
2003	Fordham.....			9-3-0.....	.750
2004	Richmond.....			3-8-0.....	.273
2005	Richmond*.....			9-4-0.....	.692
2006	Richmond.....			6-5-0.....	.545
2007	Richmond*.....			11-3-0.....	.786
2009	Bowling Green.....			7-6-0.....	.538
2010	Bowling Green.....			2-10-0.....	.167
2011	Bowling Green.....			5-7-0.....	.417
2012	Bowling Green.....			8-5-0.....	.615
2013	Bowling Green*.....			10-3-0.....	.769
2014	Wake Forest.....			1-7 (.125).....	.250
<b>Wake Forest: 1 Year.....</b>					<b>1-7 (.125)..... (.250)</b>
<b>Fordham: 5 years.....</b>					<b>29-29-0.... (.500)</b>
<b>Richmond: 4 years.....</b>					<b>29-20-0.... (.592)</b>
<b>Bowling Green: 5 Years.....</b>					<b>32-31-0.... (.508)</b>
<b>Overall Record: 15 years.....</b>					<b>93-89-0.... (.511)</b>

Versus ACC Schools:	
vs. Louisville.....	0-1
vs. Boston College.....	0-1
vs. Clemson.....	0-1
vs. Duke.....	1-1
vs. Florida State.....	0-1
vs. Louisville.....	0-1
vs. NC State.....	0-2
vs. Pitt.....	0-1
vs. Syracuse.....	0-1
vs. Virginia Tech.....	1-1

## Wake Forest Coaches and Records

### OVERALL WON/LOSS RECORDS

No.	Head Coach	Years	W	L	T	Pct
1.	W.C. Dowd.....	(1) 1888	1	0	0	1.000
2.	W.C. Riddick.....	(2) 1889-1890	3	3	0	.500
3.	W.E. Sikes.....	(3) 1891-1893	6	2	1	.722
4.	Unknown.....	(1) 1895	0	0	1	.500
5.	A.P. Hall, Jr.....	(1) 1908	1	4	0	.200
6.	A.T. Myers.....	(1) 1909	2	4	0	.333
7.	Reddy Rowe.....	(1) 1910	1	7	0	.125
8.	Frank Thompson.....	(3) 1911-1913	5	19	0	.208
9.	Dr. W.C. Smith.....	(2) 1914-1915	6	10	0	.375
10.	G.M. Billings.....	(1) 1916	2	3	0	.400
11.	E.T. MacDonnell.....	(1) 1917	1	6	1	.188
12.	Harry Rabenhorst.....	(2) 1918-1919	3	8	0	.273
13.	J.L. White.....	(2) 1920-1921	4	15	0	.211
14.	George Levene.....	(1) 1922	3	5	2	.400
15.	Hank Garrity.....	(3) 1923-1925	19	7	1	.722
16.	James Baldwin.....	(2) 1926-1927	7	10	3	.425
17.	Stanley Cofall.....	(1) 1928	2	6	2	.300
18.	F.S. Miller.....	(4) 1929-1932	18	15	4	.541
19.	James Weaver.....	(4) 1933-1936	10	23	1	.309
20.	D.C. Walker.....	(14) 1937-1950	77	51	6	.597
21.	Tom Rogers.....	(5) 1951-1955	21	25	4	.460
22.	Paul Amen.....	(4) 1956-1959	11	26	3	.313
23.	Bill Hildebrand.....	(4) 1960-1963	7	33	0	.175
24.	Bill Tate.....	(5) 1964-1968	17	32	1	.350
25.	Cal Stoll.....	(3) 1969-1971	15	17	0	.469
26.	Tom Harper.....	(1) 1972	2	9	0	.182
27.	Chuck Mills.....	(5) 1973-1977	11	43	1	.209
28.	John Mackovic.....	(3) 1978-1980	14	20	0	.412
29.	Al Groh.....	(6) 1981-1986	26	40	0	.394
30.	Bill Dooley.....	(6) 1987-1992	29	36	2	.448
31.	Jim Caldwell.....	(8) 1993-2000	26	63	0	.292
32.	Jim Grobe.....	(12) 2001-2013	77	82	0	.484
33.	Dave Clawson.....	(1) 2014	3	9	0	.250

### CONFERENCE GAMES ONLY

Rk.	Head Coach	Years	W	L	T	Pct
1.	Cal Stoll.....	(3) 1969-1971	9	9	0	.500
2.	Jim Grobe.....	(13) 2001-2013	42	62	0	.404
3.	Bill Tate.....	(5) 1964-1968	12	19	1	.391
4.	John Mackovic.....	(3) 1978-1980	7	11	0	.389
5.	Tom Rogers.....	(3) 1953-1955	6	10	2	.389
6.	Bill Dooley.....	(5) 1987-1992	14	29	0	.326
7.	Paul Amen.....	(4) 1956-1959	7	19	1	.278
8.	Bill Hildebrand.....	(4) 1960-1963	6	21	0	.222
9.	Chuck Mills.....	(5) 1973-1977	6	23	1	.216
10.	Al Groh.....	(6) 1981-1986	8	30	0	.211
11.	Jim Caldwell.....	(8) 1993-2000	12	52	0	.188
12.	Tom Harper.....	(1) 1972	1	5	0	.167
13.	Dave Clawson.....	(1) 2014	1	7	0	.125

(Based on Winning Percentage)

### BOWL GAMES ONLY

Head Coach	Bowls	W	L	T	Pct
Jim Grobe.....	(5)	3	2	0	.600
D.C."Peahead" Walker.....	(2)	1	1	0	.500
Jim Caldwell.....	(1)	1	0	0	1.000
Bill Dooley.....	(1)	1	0	0	1.000
John Mackovic.....	(1)	0	1	0	.000

(Based on Appearances)

## WAKE FOREST ASSISTANT COACHES

Warren Belin (Wake Forest '90).....	Linebackers
Dave Cohen (C.W. Post '88).....	Defensive Line
Mike Elko (Penn '99).....	Defensive Coordinator/Safeties
Kevin Higgins (West Chester '77).....	Assistant Head Coach/Recruiting Coordinator/WRs
John Hunter (Bowling Green '88).....	Running Backs
Derrick Jackson (Duke '93).....	Secondary
Warren Ruggiero (Delaware '88).....	Offensive Coordinator/Quarterbacks
Adam Scheier (Dartmouth '96).....	Special Teams Coordinator/Tight Ends
Nick Tabacca (Ball State '04).....	Offensive Line



# WAKE FOREST 2014 STATISTICS



## 2014 Wake Forest Results (3-9, 1-7 ACC)

Date	Result	Opponent	Att.	WF		Opp.		Offense					Defense				
				AP	USA	AP	USA	Run	Pass	Total	Passes	TO	Run	Pass	Total	Passes	TO
A28	L, 10-17	at Louisiana-Monroe	21,003	--	--	--	--	-3	97	94	12-22-1	1	163	189	352	23-41-0	1
S6	W, 23-7	Gardner-Webb	26,925	--	--	--	--	96	291	387	30-39-3	3	77	54	131	9-16-1	1
S13	L, 24-36	at Utah State	20,345	--	--	--	--	-25	257	232	20-50-2	3	60	331	391	32-44-2	3
S20	W, 24-21	Army	28,123	--	--	--	--	100	238	338	25-35-1	1	341	18	359	3-5-0	2
S27	L, 10-20	at Louisville	51,463	--	--	--	--	-22	122	100	19-34-3	3	215	206	421	16-32-0	3
O4	L, 3-43	at Florida State	82,327	--	--	1	2	40	86	126	13-22-1	3	171	304	475	24-41-1	1
O18	L, 7-30	Syracuse	25,107	--	--	--	--	71	99	170	15-23-1	2	199	171	370	22-32-0	0
O25	L, 17-23	Boston College	26,439	--	--	--	--	19	242	261	22-30-1	1	202	165	367	11-15-0	1
N6	L, 20-34	Clemson	28,846	--	--	19	19	7	112	119	12-30-0	0	145	282	427	27-42-1	2
N15	L, 13-42	at NC State	55,353	--	--	--	--	58	161	219	15-32-0	1	362	83	445	8-19-0	0
N22	W, 6-3 2OT	Virginia Tech	27,820	--	--	--	--	74	160	234	18-32-1	1	111	143	254	16-29-1	3
N29	L, 21-41	at Duke	22,247	--	--	--	--	64	251	315	24-36-0	2	146	293	439	20-32-0	1

### TEAM STATISTICS

SCORING.....	178	317
Points Per Game.....	14.8	26.4
Points Off Turnovers.....	168	255
FIRST DOWNS.....	172	231
Rushing.....	51	114
Passing.....	102	94
Penalty.....	19	23
RUSHING YARDAGE.....	479	2192
Yards gained rushing.....	1041	2567
Yards lost rushing.....	562	375
Rushing Attempts.....	383	501
Average Per Rush.....	1.3	4.4
Average Per Game.....	39.9	182.7
TDs Rushing.....	4	20
PASSING YARDAGE.....	2116	2239
Comp-Att-Int.....	225-385-14	211-348-6
Average Per Pass.....	5.5	6.4
Average Per Catch.....	9.4	10.6
Average Per Game.....	176.3	186.6
TDs Passing.....	12	12
TOTAL OFFENSE.....	2595	4431
Total Plays.....	768	849
Average Per Play.....	3.4	5.2
Average Per Game.....	216.2	369.2
KICK RETURNS: #-Yards.....	36-664	25-515
PUNT RETURNS: #-Yards ..	19-165	15-89
INT RETURNS: #-Yards.....	6-136	14-204
KICK RETURN AVERAGE.....	18.4	20.6
PUNT RETURN AVERAGE.....	8.7	5.9
INT RETURN AVERAGE.....	22.7	14.6
FUMBLES-LOST.....	15-7	22-13
PENALTIES-Yards.....	60-574	68-542
Average Per Game.....	47.8	45.2
PUNTS-Yards.....	81-3535	62-2540
Average Per Punt.....	43.6	41.0
Net punt average.....	42.5	36.0
KICKOFFS-Yards.....	42-2602	65-3862
Average Per Kick.....	62.0	59.4
Net kick average.....	41.4	40.4
TIME OF POSSESSION/Game.....	28:43	31:16
3RD-DOWN Conversions ..	52/183	78/190
3rd-Down Pct.....	28%	41%
4TH-DOWN Conversions.....	8/20	6/13
4th-Down Pct.....	40%	46%
SACKS BY-Yards.....	28-178	48-352
MISC YARDS.....	-20	0
TOUCHDOWNS SCORED.....	19	38
FIELD GOALS-ATTEMPTS ..	15-19	18-25
ON-SIDE KICKS.....	0-0	1-1
RED-ZONE SCORES.....	(24-33) 73%	(36-44) 82%
RED-ZONE TOUCHDOWNS.....	(14-33) 42%	(23-44) 52%
PAT-ATTEMPTS.....	(19-19) 100%	(35-38) 92%
ATTENDANCE.....	163260	252738
Games/Avg Per Game.....	6/27210	6/42123
Neutral Site Games.....		0/0

RUSHING.....	Att.	Yds.	TD	Lg.	Avg.	
Dezmond Wortham.....	84	240	0	20	2.9	
Isaiah Robinson.....	98	175	3	15	1.8	
Orville Reynolds.....	69	170	0	36	2.5	
E.J. Scott.....	6	39	1	26	6.5	
Jordan Garside.....	3	28	0	28	9.3	
Kevin Sousa.....	5	10	0	11	2.0	
Tyler Henderson.....	3	4	0	3	1.3	
Jared Crump.....	1	2	0	2	2.0	
TEAM.....	2	-11	0	0	-5.5	
Alexander Kinal.....	1	-12	0	0	-12.0	
Tyler Cameron.....	7	-15	0	14	-2.1	
John Wolford.....	104	-151	0	9	-1.5	
<b>Total.....</b>	<b>383</b>	<b>479</b>	<b>4</b>	<b>36</b>	<b>1.3</b>	
<b>Opponents.....</b>	<b>501</b>	<b>2192</b>	<b>20</b>	<b>86</b>	<b>4.4</b>	
PASSING.....	Cmp.	Att.	Int.	Pct.	TD	Yds.
John Wolford.....	214	367	14	58.3	12	2037
Tyler Cameron.....	10	16	0	62.5	0	55
Jared Crump.....	1	0	0	100.0	0	24
Kevin Sousa.....	0	1	0	0.0	0	0
<b>Total.....</b>	<b>225</b>	<b>385</b>	<b>14</b>	<b>58.4</b>	<b>12</b>	<b>2116</b>
<b>Opponents.....</b>	<b>211</b>	<b>348</b>	<b>6</b>	<b>60.6</b>	<b>12</b>	<b>2239</b>
RECEIVING.....	Rec.	Yds.	TD	Lg.	Avg.	
Cam Serigne.....	54	531	5	32	9.8	
E.J. Scott.....	50	513	4	36	10.3	
Matt James.....	40	401	0	36	10.0	
Jared Crump.....	32	339	1	28	10.6	
Orville Reynolds.....	11	28	0	7	2.5	
Isaiah Robinson.....	9	30	1	6	3.3	
Jonathan Williams.....	8	104	0	46	13.0	
Brandon Terry.....	7	93	1	40	13.3	
Devin Pike.....	7	34	0	11	4.9	
Dezmond Wortham.....	6	19	0	6	3.2	
John Wolford.....	1	24	0	24	24.0	
<b>Total.....</b>	<b>225</b>	<b>2116</b>	<b>12</b>	<b>46</b>	<b>9.4</b>	
<b>Opponents.....</b>	<b>211</b>	<b>2239</b>	<b>12</b>	<b>68</b>	<b>10.6</b>	
PUNTING.....	No.	Yds.	Lg.	Blk.	Avg.	
Alexander Kinal.....	81	3535	73	0	43.6	
<b>Total.....</b>	<b>81</b>	<b>3535</b>	<b>73</b>	<b>0</b>	<b>43.6</b>	
<b>Opponents.....</b>	<b>62</b>	<b>2540</b>	<b>67</b>	<b>1</b>	<b>41.0</b>	
PUNT RETURNS.....	No.	Yds.	TD	Lg.	Avg.	
Jared Crump.....	18	130	0	32	7.2	
Steve Donatell.....	1	35	0	0	35.0	
Kevin Johnson.....	0	0	1	0	0.0	
<b>Total.....</b>	<b>19</b>	<b>165</b>	<b>1</b>	<b>32</b>	<b>8.7</b>	
<b>Opponents.....</b>	<b>15</b>	<b>89</b>	<b>0</b>	<b>18</b>	<b>5.9</b>	

KICK RETURNS.....	No.	Yds.	TD	Lg.	Avg.
John Armstrong.....	22	447	0	56	20.3
Tyler Henderson.....	9	183	0	38	20.3
Isaiah Robinson.....	2	19	0	20	9.5
Grant Dawson.....	1	9	0	9	9.0
Zeek Rodney.....	1	5	0	5	5.0
Jordan Garside.....	1	1	0	1	1.0
<b>Total.....</b>	<b>36</b>	<b>664</b>	<b>0</b>	<b>56</b>	<b>18.4</b>
<b>Opponents.....</b>	<b>25</b>	<b>515</b>	<b>0</b>	<b>46</b>	<b>20.6</b>
SCORING.....	TD	FGs	PAT	Pts.	
Mike Weaver.....	0	15-19	19-19	64	
Cam Serigne.....	5	0-0	0-0	30	
E.J. Scott.....	5	0-0	0-0	30	
Isaiah Robinson.....	4	0-0	0-0	24	
Kevin Johnson.....	1	0-0	0-0	6	
Brandon Terry.....	1	0-0	0-0	6	
Tyler Harris.....	1	0-0	0-0	6	
Jared Crump.....	1	0-0	0-0	6	
Josh Banks.....	1	0-0	0-0	6	
<b>Total.....</b>	<b>19</b>	<b>15-19</b>	<b>19-19</b>	<b>178</b>	
<b>Opponents.....</b>	<b>38</b>	<b>18-25</b>	<b>35-38</b>	<b>317</b>	
TACKLES.....	Solo	Ast.	Tot.		
Ryan Janvion.....	54	61	115		
Brandon Chubb.....	53	56	109		
Marquel Lee.....	39	62	101		
x-Zachary Allen.....	34	30	64		
Anthony Wooding Jr.....	32	29	61		
Hunter Williams.....	31	29	60		
Thomas Brown.....	34	20	54		
Kevin Johnson.....	32	12	44		
Merrill Noel.....	27	16	43		
Wendell Dunn.....	17	26	43		
Josh Banks.....	19	17	36		
Tyler Harris.....	12	13	25		
Sheldon Lewinson.....	7	14	21		
Brad Watson.....	12	5	17		
Grant Dawson.....	6	9	15		
Josh Okonye.....	12	2	14		
Jaboree Williams.....	8	5	13		
Duke Ejiofor.....	10	2	12		
Desmond Floyd.....	7	5	12		
Jalen Latter.....	8	3	11		
Steve Donatell.....	2	6	8		
Julian Thomas Jackson.....	3	4	7		
Zeek Rodney.....	2	5	7		
INTERCEPTIONS.....	No.	Yds.	TD	Lg.	
Merrill Noel.....	3	30	0	26	
Hunter Williams.....	1	32	0	32	
Kevin Johnson.....	1	2	0	2	
Josh Banks.....	1	72	1	72	
<b>Total.....</b>	<b>6</b>	<b>136</b>	<b>1</b>	<b>72</b>	
<b>Opponents.....</b>	<b>14</b>	<b>204</b>	<b>3</b>	<b>42</b>	



# BOSTON COLLEGE YEAR-BY-YEAR



Year	Coach	W-L	ACC	Finish	Hm	Rd	Nu	Final	Final	Vs.	All-ACC	All-Am	NFL Draft	OFFENSE			DEFENSE					
								AP	Coach					AP	ACC	Pts	Rush	Pass	Total	Pts	Rush	Pass
1953	Mike Holovak	5-3-1	-	-	3-2-1	2-1	0-0	-	-	0-1	-	0	0	15.2	155.0	60.2	215.2	15.4	149.0	68.6	217.6	
1954	Mike Holovak	8-1-0	-	-	4-1	4-0	0-0	-	-	0-0	-	0	2	21.7	235.1	67.2	302.2	8.2	126.3	58.2	184.5	
1955	Mike Holovak	5-2-1	-	-	4-0-1	1-2	0-0	-	-	0-0-1	-	0	2	22.3	217.5	113.8	331.3	9.9	117.5	88.0	205.5	
1956	Mike Holovak	4-5-0	-	-	3-2	1-3	0-0	-	-	0-1	-	0	0	16.6	232.2	76.7	308.9	10.9	130.1	101.2	231.3	
1957	Mike Holovak	7-2-0	-	-	5-1	2-1	0-0	-	-	0-1	-	0	2	17.6	142.9	125.6	268.5	14.3	114.7	93.4	208.1	
1958	Mike Holovak	7-3-0	-	-	6-1	1-2	0-0	-	-	0-1	-	0	3	22.9	188.1	139.1	327.2	12.7	106.0	88.2	194.2	
1959	Mike Holovak	5-4-0	-	-	3-2	2-2	0-0	-	-	0-1	-	0	2	18.0	96.0	175.3	271.3	13.7	127.7	156.1	283.8	
1960	Ernie Hefferle	3-6-1	-	-	2-3-1	1-3	0-0	-	-	0-0	-	0	0	14.6	161.3	121.9	283.2	14.6	130.0	124.7	254.7	
1961	Ernie Hefferle	4-6-0	-	-	3-1	1-5	0-0	-	-	0-0	-	0	2	11.7	132.0	104.9	236.9	18.9	178.3	106.9	285.2	
1962	Jim Miller	8-2-0	-	-	6-1	2-1	0-0	-	-	0-0	-	0	4	25.0	182.6	149.9	332.5	12.3	124.0	112.8	236.8	
1963	Jim Miller	6-3-0	-	-	6-0	0-3	0-0	-	-	0-0	-	0	2	19.9	143.3	148.3	291.6	13.2	181.3	106.6	287.9	
1964	Jim Miller	6-3-0	-	-	5-0	1-3	0-0	-	-	1-0	-	0	4	12.4	124.2	117.8	242.0	12.2	130.3	72.0	202.7	
1965	Jim Miller	6-4-0	-	-	5-1	1-3	0-0	-	-	0-0	-	0	3	20.9	193.6	329.8	523.4	11.7	131.3	89.4	220.7	
1966	Jim Miller	4-6-0	-	-	3-3	1-3	0-0	-	-	0-0	-	0	2	13.3	142.0	169.2	311.2	20.3	172.4	133.4	305.8	
1967	Jim Miller	4-6-0	-	-	2-4	2-2	0-0	-	-	0-0	-	0	5	22.7	243.9	218.4	462.3	21.2	185.0	170.8	355.8	
1968	Joe Yukica	6-3-0	-	-	4-1	2-2	0-0	-	-	0-1	-	0	3	28.1	243.9	218.4	462.3	21.7	185.0	170.8	355.8	
1969	Joe Yukica	5-4-0	-	-	4-2	1-2	0-0	-	-	0-1	-	0	2	24.2	160.4	174.3	334.7	27.2	292.6	124.1	416.7	
1970	Joe Yukica	8-2-0	-	-	4-1	4-1	0-0	-	-	0-1	-	0	4	30.7	220.8	182.2	403.0	14.2	119.8	135.2	255.0	
1971	Joe Yukica	9-2-0	-	-	4-0	5-2	0-0	-	-	0-0	-	0	4	23.5	218.4	132.3	350.6	10.6	118.8	122.5	241.3	
1972	Joe Yukica	4-7-0	-	-	3-3	1-4	0-0	-	-	0-2	-	0	2	21.9	224.7	125.5	350.3	23.5	211.4	166.6	378.0	
1973	Joe Yukica	7-4-0	-	-	4-1	3-3	0-0	-	-	0-1	-	0	8	28.3	258.7	124.5	384.2	15.6	183.1	132.1	315.2	
1974	Joe Yukica	8-3-0	-	-	5-1	3-2	0-0	-	-	0-1	-	0	4	33.2	272.8	134.2	406.0	14.0	144.0	116.4	260.4	
1975	Joe Yukica	7-4-0	-	-	4-2	3-2	0-0	-	-	0-1	-	0	4	20.6	216.1	103.3	319.4	13.3	115.4	117.6	233.0	
1976	Joe Yukica	8-3-0	-	-	4-1	4-2	0-0	-	-	1-0	-	0	8	21.6	252.7	84.1	336.8	11.5	151.1	105.5	256.6	
1977	Joe Yukica	6-5-0	-	-	4-1	2-4	0-0	-	-	0-1	-	0	0	22.0	148.3	204.3	352.5	24.5	168.9	126.1	295.0	
1978	Ed Chlebek	0-11-0	-	-	0-6	0-4	0-1	-	-	0-2	-	0	2	13.9	143.5	123.5	267.1	26.7	272.8	65.1	337.9	
1979	Ed Chlebek	5-6-0	-	-	2-3	3-3	0-0	-	-	0-0	-	0	3	20.8	227.2	120.1	347.3	21.0	159.1	176.2	335.3	
1980	Ed Chlebek	7-4-0	-	-	5-0	2-4	0-0	-	-	1-2	-	0	3	18.1	122.9	156.8	279.7	16.9	163.5	131.8	295.4	
1981	Jack Bicknell	5-6-0	-	-	3-2	2-4	0-0	-	-	0-3	-	0	2	22.1	164.3	190.9	355.2	27.1	216.1	142.5	358.5	
1982	Jack Bicknell	8-3-1	-	-	4-1	4-1-1	0-1	-	-	0-1-1	-	0	2	23.5	155.1	265.8	420.9	16.9	182.2	167.2	349.4	
1983	Jack Bicknell	9-3-0	-	-	4-1	4-1	1-1	19	20	0-1	-	0	3	30.2	183.4	267.4	450.8	15.5	176.2	154.2	330.4	
1984	Jack Bicknell	10-2-0	-	-	6-0	3-2	1-0	5	4	2-1	-	2	5	36.7	167.6	315.7	483.4	23.5	201.2	191.3	392.5	
1985	Jack Bicknell	4-8-0	-	-	2-3	2-4	0-1	-	-	0-2	-	1	2	18.5	111.6	269.2	380.8	25.6	166.7	195.5	362.2	
1986	Jack Bicknell	9-3-0	-	-	3-2	5-1	1-0	19	18	0-0	-	0	4	28.2	191.2	201.5	392.7	19.4	143.4	178.7	322.0	
1987	Jack Bicknell	5-6-0	-	-	4-2	1-4	0-0	-	-	1-3	-	0	3	22.2	153.5	211.5	365.9	25.4	215.1	158.9	374.0	
1988	Jack Bicknell	3-8-0	-	-	2-3	0-5	1-0	-	-	0-4	-	0	4	22.5	131.2	225.0	356.2	28.6	227.9	177.2	405.1	
1989	Jack Bicknell	2-9-0	-	-	1-4	1-5	0-0	-	-	0-2	-	0	1	18.8	141.5	196.8	338.4	23.0	194.6	155.2	349.8	
1990	Jack Bicknell	4-7-0	-	-	2-4	2-2	0-0	-	-	0-3	-	0	1	20.7	189.1	179.1	368.2	21.7	70.3	223.2	293.5	
Joined BIG EAST in 1991																						
1991	Tom Coughlin	4-7-0	2-4	7th	2-3	2-4	0-0	-	-	0-5	3	0	1	22.4	153.0	194.5	347.5	22.5	162.2	207.2	369.4	
1992	Tom Coughlin	8-3-1	2-1-1	3rd	5-1	3-1-1	0-1	21	21	1-1	6	0	1	27.9	233.5	204.9	438.4	18.1	155.8	152.9	308.7	
1993	Tom Coughlin	9-3-0	5-2	3rd	4-2	4-1	1-0	13	-	3-2	8	0	2	34.0	195.5	310.9	506.3	20.0	157.0	169.2	326.1	
1994	Dan Henning	7-4-1	3-3-1	5th	3-1-1	3-3	0-0	23	-	2-3	8	1	4	23.8	173.1	204.5	346.1	12.7	108.8	159.1	245.6	
1995	Dan Henning	4-8-0	4-3	5th	1-4	3-3	0-0	-	-	1-4	5	0	2	17.3	131.9	183.8	315.7	26.8	194.8	189.5	384.3	
1996	Dan Henning	5-7-0	2-5	6th	3-3	2-4	0-0	-	-	0-5	4	0	2	22.0	144.1	210.3	354.4	30.3	189.7	215.4	405.1	
1997	Tom O'Brien	4-7-0	3-4	5th	3-3	1-4	0-0	-	-	0-2	6	0	2	21.5	181.6	221.9	403.5	28.5	200.1	194.4	394.5	
1998	Tom O'Brien	4-7-0	3-4	5th	2-4	2-3	0-0	-	-	0-4	5	1	3	28.0	195.8	215.7	411.5	25.1	163.8	234.2	398.0	
1999	Tom O'Brien	8-4-0	4-3	3rd	4-1	4-2	0-1	-	-	0-1	6	0	3	24.5	177.5	203.2	380.6	22.4	144.9	242.4	387.3	
2000	Tom O'Brien	7-5-0	3-4	5th	5-1	1-4	1-0	-	-	0-3	6	0	1	31.5	201.0	213.9	414.9	23.6	212.5	168.2	380.7	
2001	Tom O'Brien	8-4-0	4-3	4th	5-1	2-3	1-0	23	-	0-3	9	1	2	28.8	208.2	188.3	396.5	19.2	153.5	173.7	327.2	
2002	Tom O'Brien	9-4-0	3-4	5th	6-1	2-3	1-0	-	-	1-2	5	0	3	30.2	158.8	231.5	390.3	19.5	166.6	172.1	338.7	
2003	Tom O'Brien	8-5-0	3-4	5th	2-4	5-1	1-0	-	-	2-2	6	0	2	28.5	182.1	222.2	404.2	25.5	128.7	229.5	358.2	
2004	Tom O'Brien	9-3-0	4-2	1st	4-1	4-2	1-0	21	21	2-0	10	0	0	24.7	140.1	245.3	385.4	16.9	128.8	204.0	332.8	
Joined ACC in 2005																						
2005	Tom O'Brien	9-3-0	5-3	T1stA	5-1	4-2	0-0	18	17	1-2	1	1	3	25.8	145.0	242.8	387.8	15.9	90.8	220.8	311.6	
2006	Tom O'Brien	10-3-0	5-3	T2ndA	7-0	2-3	1-0	20	20	3-1	2	1	2	26.0	114.5	241.2	355.6	15.7	107.9	202.9	316.8	
2007	Jeff Jagodzinski	11-3-0	6-2	1stA	6-1	4-1	1-1	10T	11	3-1	3	3	3	28.3	101.1	323.9	425.1	20.4	75.5	253.9	329.4	
2008	Jeff Jagodzinski	9-5-0	5-3	1stA	5-2	3-1	0-1	-	-	2-0	3	6	2	24.7	143.3	176.5	319.8	18.4	91.2	176.9	268.1	
2009	Frank Spaziani	8-5-0	5-3	2ndA	6-1	2-3	0-1	-	-	0-1	4	2	1	24.8	136.9	187.0	323.9	19.8	103.2	224.5	327.6	
2010	Frank Spaziani	7-6-0	4-4	T4thA	4-3	3-2	0-1	-	-	0-2	3	1	1	18.5	127.9	171.2	299.1	19.5	82.8	226.9	309.7	
2011	Frank Spaziani	4-8-0	3-5	5thA	2-4	2-4	0-0	-	-	0-3	1	1	1	18.2	130.9	167.3	298.2	23.5	151.1	243.2	394.3	
2012	Frank Spaziani	2-10	1-7	6thA	2-4	0-6	0-0	-	-	0-3	2	0	0	19.8	90.9	259.3	350.2	29.7	214.1	242.3	456.4	
2013	Steve Addazio	7-6-0	4-4	T3rdA	5-1	2-4	0-1	-	-	0-2	3	2	4	27.7	212.5	154.8	367.2	28.9	161.0	268.7	429.7	
2014	Steve Addazio	7-6-0	4-4	4thA	3-4	4-1	0-1	-	-	1-2	5	0	3	26.2	254.7	129.3	384.0	21.3	94.5	229.8	324.2	

# CLEMSON YEAR-BY-YEAR

Year	Coach	W-L	ACC	Finish	Hm	Rd	Nu	Final AP	Final Coach	Vs. AP	All-ACC	All-Am	NFL Draft	OFFENSE				DEFENSE			
														Pts	Rush	Pass	Total	Pts	Rush	Pass	Total
1953	Frank Howard	3-5-1	1-2	6th	2-2	1-3-1	0-0	-	-	0-3	0	0	1	15.6	199.1	95.8	305.6	19.1	164.2	98.3	273.4
1954	Frank Howard	5-5-0	1-2	5th	3-1	1-4	1-0	-	-	1-2	1	0	3	19.3	211.3	83.5	294.8	12.1	96.9	79.2	176.1
1955	Frank Howard	7-3-0	3-1	3rd	3-1	4-2	0-0	-	-	0-2	1	1	3	20.6	220.0	85.7	305.7	14.4	152.1	84.4	246.5
1956	Frank Howard	7-2-2	4-0-1	1st	4-0	3-1-2	0-1-0	19	-	1-2-1	1	1	2	14.6	216.5	34.6	251.1	7.4	192.2	52.6	244.8
1957	Frank Howard	7-3-0	4-3	T3rd	3-1	4-2	0-0	-	18	0-2	1	0	2	21.6	223.2	104.5	327.7	7.9	156.2	59.7	215.9
1958	Frank Howard	8-3-0	5-1	1st	4-0	4-2	0-1	12	13	0-1	1	0	5	16.9	225.8	89.5	315.3	13.1	140.3	108.8	249.1
1959	Frank Howard	9-2-0	6-1	1st	3-1	5-1	1-0	11	-	2-1	4	1	5	26.2	192.5	106.5	299.0	9.6	108.5	88.6	197.1
1960	Frank Howard	6-4-0	4-2	4th	5-0	1-4	0-0	-	-	0-0	1	0	3	19.7	194.4	111.6	306.0	12.4	112.1	100.0	212.1
1961	Frank Howard	5-5-0	3-3	T3rd	3-2	2-3	0-0	-	-	0-0	0	0	2	19.9	178.3	129.2	307.5	12.6	127.5	106.5	234.0
1962	Frank Howard	6-4-0	5-1	2nd	2-3	4-1	0-0	-	-	0-0	1	0	1	16.8	205.4	84.3	289.7	13.0	121.3	119.0	240.3
1963	Frank Howard	5-4-1	5-2	T3rd	2-1-1	3-3	0-0	-	-	0-2	2	0	3	18.1	195.5	118.0	313.9	14.0	93.1	91.6	184.7
1964	Frank Howard	3-7-0	2-4	7th	2-2	1-5	0-0	-	-	0-0	0	0	1	10.5	168.8	55.9	224.5	13.5	160.5	110.5	271.0
1965	Frank Howard	5-5-0	4-3	T1st	4-1	1-4	0-0	-	-	0-1	4	0	3	11.7	156.9	122.0	278.9	13.7	151.4	100.1	251.5
1966	Frank Howard	6-4-0	6-1	1st	4-0	2-4	0-0	-	-	0-3	5	1	1	17.4	152.0	153.6	305.6	17.7	175.3	141.1	316.4
1967	Frank Howard	6-4-0	6-0	1st	3-2	3-2	0-0	-	-	1-1	6	1	4	16.6	188.7	123.4	312.1	12.8	139.6	118.1	257.7
1968	Frank Howard	4-5-1	4-1-1	2nd	2-2	2-3-1	0-0	-	-	0-0	5	0	2	18.4	180.3	129.1	309.4	17.9	131.9	206.7	338.6
1969	Frank Howard	4-6-0	3-3	T3rd	2-2	2-4	0-0	-	-	0-2	3	0	3	17.8	140.2	175.5	315.7	25.0	194.3	164.6	358.9
1970	Hootie Ingram	3-8-0	2-4	T6th	2-4	1-4	0-0	-	-	0-2	2	1	1	14.9	109.2	141.7	250.9	28.5	252.8	180.6	433.5
1971	Hootie Ingram	5-6-0	4-2	2nd	2-3	1-3	2-0	-	-	1-2	3	0	3	13.8	139.8	122.2	262.0	19.5	196.8	117.2	314.0
1972	Hootie Ingram	4-7-0	2-4	5th	3-2	1-5	0-0	-	-	0-1	1	0	2	13.0	187.1	79.1	266.2	22.3	221.2	133.0	354.2
1973	Red Parker	5-6-0	4-2	3rd	3-3	2-3	0-0	-	-	0-0	3	0	1	21.0	227.0	137.5	364.5	23.9	259.1	111.1	370.2
1974	Red Parker	7-4-0	4-2	T2nd	6-0	1-4	0-0	-	-	0-1	4	1	0	22.4	231.2	101.5	332.6	22.7	236.1	128.5	364.6
1975	Red Parker	2-9-0	2-3	5th	1-4	1-5	0-0	-	-	0-1	1	1	4	16.1	174.9	163.5	338.4	34.6	310.5	92.5	403.0
1976	Red Parker	3-6-2	0-4-1	7th	2-2-1	1-4-1	0-0	-	-	0-2	0	0	0	15.6	223.8	113.2	337.0	21.5	235.0	146.8	381.8
1977	Charley Pell	8-3-1	4-1-1	2nd	3-2	5-0-1	0-1	19	-	1-3	7	1	3	20.5	205.4	140.7	346.1	11.7	170.5	103.7	274.2
1978	C. Pell/D. Ford	11-1-0	6-0	1st	6-0	4-1	1-0	6	7	2-0	10	3	6	31.9	296.5	140.2	436.7	10.5	153.9	100.3	254.2
1979	Danny Ford	8-4-0	4-2	T2nd	4-2	4-1	0-1	-	-	1-2	6	1	3	17.0	238.4	90.8	329.2	8.4	117.5	120.0	237.5
1980	Danny Ford	6-5-0	2-4	T4th	4-2	2-3	0-0	-	-	0-2	3	1	2	19.7	181.2	152.9	334.1	20.2	150.2	153.3	303.5
1981	Danny Ford	12-0-0	6-0	1st	6-0	5-0	1-0	1	1	3-0	8	5	6	28.7	256.5	144.3	400.8	8.2	88.7	162.8	251.3
1982	Danny Ford	9-1-1	6-0	1st	5-0-1	3-1	1-0	8	-	2-1	5	1	10	26.3	236.7	115.0	351.7	13.4	97.4	226.3	323.6
1983	Danny Ford	9-1-1	7-0	-	6-0-1	3-1	0-0	11	-	2-0-1	7	3	6	30.7	250.2	133.4	383.5	18.2	144.4	222.5	366.9
1984	Danny Ford	7-4-0	5-2	-	5-1	2-2	0-1	-	-	0-3	6	3	6	31.5	211.5	168.9	380.4	19.5	174.6	175.6	350.3
1985	Danny Ford	6-6-0	4-3	T3rd	3-3	3-2	0-1	-	-	0-0	4	1	0	21.0	225.2	130.3	355.5	18.4	173.6	185.5	359.2
1986	Danny Ford	8-2-2	5-1-1	1st	3-1-1	4-1	1-0-1	17	19	2-1	6	2	4	24.5	273.4	108.2	381.6	15.1	103.5	206.0	309.5
1987	Danny Ford	10-2-0	6-1	1st	7-1	2-1	1-0	12	10	2-1	7	4	3	27.1	244.3	123.3	367.6	15.1	80.0	160.0	240.0
1988	Danny Ford	10-2-0	6-1	1st	5-1	4-1	1-0	9	8	1-1	4	1	5	29.9	277.6	119.7	397.4	13.7	116.2	163.4	279.5
1989	Danny Ford	10-2-0	5-2	3rd	5-1	4-1	1-0	12	11	3-0	6	2	3	31.0	234.9	148.1	383.0	11.9	94.6	173.3	267.9
1990	Ken Hatfield	10-2-0	5-2	T2nd	6-0	3-2	1-0	9	9	1-2	8	3	8	27.5	255.3	104.7	360.0	9.9	71.7	145.2	216.9
1991	Ken Hatfield	9-2-1	6-0-1	1st	6-0-1	2-1	1-1	18	17	2-0	9	3	4	27.6	255.7	154.0	409.7	13.5	53.4	209.8	263.2
1992	Ken Hatfield	5-6-0	3-5	7th	4-2	1-4	0-0	-	-	2-2	1	1	5	23.7	257.1	111.5	368.5	19.4	120.1	212.3	332.4
1993	K. Hatfield/T. West	9-3-0	5-3	3rd	6-1	2-2	1-0	22	23	2-2	2	1	2	16.7	182.9	133.5	316.4	16.3	128.5	213.5	341.8
1994	Tommy West	5-6-0	4-4	6th	4-2	1-4	0-0	-	-	1-2	1	0	1	14.9	173.9	98.5	272.4	17.1	113.5	217.3	330.7
1995	Tommy West	8-4-0	6-2	3rd	3-3	5-0	0-1	-	-	0-2	4	2	3	27.6	259.6	140.2	399.7	16.2	122.0	205.0	327.0
1996	Tommy West	7-5-0	6-2	2nd	5-1	2-3	0-1	-	-	2-2	3	1	2	21.6	199.2	142.5	341.6	21.0	140.6	202.9	343.6
1997	Tommy West	7-5-0	4-4	5th	3-3	4-1	0-1	-	-	0-2	5	2	5	25.0	161.1	201.2	362.3	18.0	88.3	224.3	312.6
1998	Tommy West	3-8-0	1-7	T8th	3-4	0-4	0-0	-	-	0-3	1	1	6	19.8	120.4	184.5	304.9	24.7	104.5	215.5	320.1
1999	Tommy Bowden	6-6-0	5-3	T2nd	3-2	3-3	0-1	-	-	1-4	2	1	0	28.6	157.0	246.6	403.6	21.5	135.6	202.2	337.8
2000	Tommy Bowden	9-3-0	6-2	T2nd	6-1	3-1	0-1	16	14	1-2	6	3	3	36.0	236.4	210.1	446.5	19.3	101.8	238.6	340.5
2001	Tommy Bowden	7-5-0	4-4	T4th	3-3	3-2	1-0	-	-	1-3	1	1	0	29.1	184.3	237.2	421.5	28.6	163.9	226.0	389.9
2002	Tommy Bowden	7-6-0	4-4	T5th	5-2	4-2	1-0	-	-	0-4	4	1	2	25.4	120.7	242.8	363.5	26.8	158.2	197.2	355.4
2003	Tommy Bowden	9-4-0	5-3	3rd	6-1	2-3	1-0	22	22	3-1	1	0	2	28.1	136.8	283.6	420.5	19.2	131.8	204.5	336.3
2004	Tommy Bowden	6-5-0	4-4	T6th	5-1	1-4	0-0	-	-	1-2	2	2	3	21.5	107.5	188.1	295.6	20.8	135.6	191.6	327.3
2005	Tommy Bowden	8-4-0	4-4	3rdA	4-2	3-2	1-0	21	21	3-2	2	1	3	26.3	153.0	231.6	384.6	17.6	120.6	196.0	316.6
2006	Tommy Bowden	8-5-0	5-3	T2ndA	5-2	2-2	1-1	-	-	2-0	5	1	5	32.7	217.8	193.1	410.9	16.2	103.1	177.7	280.8
2007	Tommy Bowden	9-4-0	5-3	T2ndA	5-2	4-1	0-1	21	22	1-3	4	1	2	33.1	161.2	242.1	403.2	18.7	118.3	188.5	306.8
2008	T. Bowden/D. Swin	7-6-0	4-4	T3rdA	5-2	2-2	0-2	-	-	0-3	5	2	4	25.2	111.5	217.8	329.4	17.3	127.4	172.5	299.9
2009	Dabo Swinney	9-5-0	6-2	1stA	6-1	2-3	1-1	24	-	1-2	8	5	3	31.1	170.4	192.0	362.4	20.4	151.5	162.8	314.3
2010	Dabo Swinney	6-7-0	4-4	T4thA	5-2	1-4	0-1	-	-	1-3	5	3	6	24.0	139.0	195.6	334.6	18.8	128.5	191.8	320.3
2011	Dabo Swinney	10-4-0	6-2	1stA	7-0	2-3	1-1	22	22	4-2	9	5	4	33.6	158.5	282.3	440.8	29.3	176.9	217.5	394.4
2012	Dabo Swinney	11-2-0	7-1	T1stA	6-1	3-1	2-0	11	10	1-2	8	4	4	41.0	191.1	321.6	512.7	24.8	155.9	240.3	396.2
2013	Dabo Swinney	11-2-0	7-1	2ndA	6-1	4-1	1-0	8	7	2-2	3	2	5	40.2	174.6	333.1	507.7	22.2	155.7	201.0	356.7
2014	Dabo Swinney	10-3-0	6-2	2ndA	7-0	2-3	1-0	15	15	0-3	6	2	5	30.8	146.5	261.8	408.3	16.7	103.4	157.4	260.8



# DUKE YEAR-BY-YEAR



Year	Coach	W-L	ACC	Finish	Hm	Rd	Nu	Final AP	Final Coach	Vs. AP	All-ACC	All-Am	NFL Draft	OFFENSE				DEFENSE			
														Pts	Rush	Pass	Total	Pts	Rush	Pass	Total
1953	Bill Murray	7-2-1	4-0	1st	4-0	2-1	1-1-1	18	18	0-1	4	2	5	21.9	221.9	64.4	286.3	8.1	144.3	79.1	223.4
1954	Bill Murray	8-2-1	4-0	1st	3-1	4-0-1	1-1	14	14	0-2-1	3	0	3	23.6	212.5	91.7	301.6	15.4	216.5	67.5	289.0
1955	Bill Murray	7-2-1	4-0	1st	3-1	4-1	0-0-1	-	16	1-1-1	3	0	4	28.0	216.5	64.2	280.7	6.7	137.0	76.5	213.4
1956	Bill Murray	5-4-1	4-1	2nd	3-2-1	2-1	0-1	-	20	1-3-1	2	0	7	18.4	254.4	59.9	314.3	10.0	169.2	82.2	251.4
1957	Bill Murray	6-3-2	5-1-1	2nd	4-1	2-1-1	0-1-1	16	14	2-1-2	3	3	8	16.1	236.6	53.8	290.4	8.7	151.8	81.8	233.6
1958	Bill Murray	5-5-0	3-2	3rd	3-1	2-4	0-0	-	-	1-2	2	1	4	12.8	188.6	85.9	274.5	13.1	166.9	100.9	267.8
1959	Bill Murray	4-6-0	2-3	6th	2-2	2-4	0-0	-	-	1-3	2	1	4	10.4	153.2	66.9	220.1	15.9	150.9	111.5	262.4
1960	Bill Murray	8-3-0	5-1	1st	4-0	3-3	1-0	10	11	2-0	4	2	4	16.6	187.1	94.9	282.0	10.8	144.9	120.6	265.5
1961	Bill Murray	7-3-0	5-1	1st	3-1	2-2	2-0	20	14	0-0	2	1	3	18.3	158.2	140.9	299.1	10.6	132.0	92.1	224.1
1962	Bill Murray	8-2-0	6-0	1st	4-1	3-1	1-0	-	14	0-0	3	2	1	19.9	180.8	122.1	302.9	10.5	124.0	140.0	264.0
1963	Bill Murray	5-4-1	5-2	T3rd	3-2	1-2-1	1-0	-	-	0-1	3	1	1	23.0	173.8	151.6	325.4	19.8	157.6	164.6	322.2
1964	Bill Murray	4-5-1	3-2-1	2nd	3-1	1-4-1	0-0	-	-	0-1	2	1	4	14.8	143.9	122.7	266.6	13.5	156.9	116.1	273.0
1965	Bill Murray	6-4-0	4-2	3rd	3-1	3-3	0-0	-	-	0-0	5	0	3	21.6	188.7	157.7	346.4	15.7	133.0	133.4	266.4
1966	Tom Harp	5-5-0	2-3	6th	2-2	3-3	0-0	-	-	0-2	3	1	2	16.4	140.6	110.2	250.8	23.7	148.5	143.6	292.1
1967	Tom Harp	4-6-0	2-4	6th	0-3	2-3	2-0	-	-	0-1	3	0	1	14.3	183.5	120.4	303.9	15.3	143.3	116.8	261.1
1968	Tom Harp	4-6-0	3-4	5th	2-2	1-4	1-0	-	-	0-0	2	0	2	21.4	158.0	265.3	423.3	28.7	259.0	165.1	424.1
1969	Tom Harp	3-6-1	3-3-1	T3rd	2-1	1-4-1	0-0	-	-	0-0	2	0	1	16.1	131.0	172.5	303.5	22.4	291.0	111.2	402.2
1970	Tom Harp	6-5-0	5-2	2nd	2-2	4-2	0-1	-	-	1-2	5	1	3	20.8	171.3	205.9	377.1	22.9	223.5	131.2	354.7
1971	Mike McGee	6-5-0	2-3	3rd	3-1	2-3	1-1	-	-	2-0	4	2	1	15.5	197.6	82.5	280.0	13.5	159.4	147.1	306.5
1972	Mike McGee	5-6-0	3-3	4th	3-2	1-3	1-1	-	-	0-3	5	1	4	12.0	211.0	78.8	289.8	14.2	164.9	131.2	296.1
1973	Mike McGee	2-8-1	1-4-1	5th	2-3	0-4-1	0-1	-	-	0-3	3	0	1	12.0	165.8	104.3	270.1	18.5	190.1	99.2	289.3
1974	Mike McGee	6-5-0	2-4	5th	5-0	1-4	0-1	-	-	0-3	3	1	1	18.3	177.5	153.1	330.6	18.9	201.5	108.6	310.1
1975	Mike McGee	4-5-2	3-0-2	2nd	2-1-2	2-4	0-0	-	-	0-2	6	0	0	17.9	214.5	155.9	370.4	19.3	248.3	119.8	368.1
1976	Mike McGee	5-5-1	2-3-1	4th	1-3	4-2-1	0-0	-	-	0-1	5	1	3	21.3	235.4	98.0	333.4	22.3	229.5	110.3	339.8
1977	Mike McGee	5-6-0	2-4	5th	1-4	4-2	0-0	-	-	0-2	1	0	1	21.0	198.6	125.1	323.7	20.1	213.0	130.4	343.4
1978	Mike McGee	4-7-0	2-4	5th	4-1	0-6	0-0	-	-	0-2	0	0	1	9.8	148.6	113.8	262.5	22.5	225.3	133.2	358.5
1979	Red Wilson	2-8-1	0-6	7th	1-4	1-4-1	0-0	-	-	0-1	0	0	0	13.8	141.6	107.5	249.2	24.0	279.9	104.7	384.6
1980	Red Wilson	2-9-0	1-5	7th	1-4	1-5	0-0	-	-	0-3	2	0	0	19.5	68.0	228.0	296.0	26.9	254.8	126.5	381.3
1981	Red Wilson	6-5-0	3-3	4th	3-2	3-3	0-0	-	-	0-3	3	1	3	19.1	154.8	215.3	370.1	20.9	200.9	123.4	324.3
1982	Red Wilson	6-5-0	3-3	T3rd	3-2	3-3	0-0	-	-	0-1	4	2	1	27.9	149.2	304.5	453.6	26.4	215.4	204.9	420.3
1983	Steve Sloan	3-8-0	3-3	4th	2-3	1-5	0-0	-	-	0-2	4	2	1	22.4	125.5	284.7	410.2	31.8	245.6	191.3	436.9
1984	Steve Sloan	2-9-0	1-5	T6th	1-4	1-5	0-0	-	-	0-0	0	0	0	11.6	100.5	183.6	284.2	27.4	206.8	185.2	392.0
1985	Steve Sloan	4-7-0	2-5	T6th	3-2	1-5	0-0	-	-	0-0	0	0	0	17.5	132.6	202.9	335.5	22.9	165.5	183.6	349.1
1986	Steve Sloan	4-7-0	2-5	6th	3-2	1-5	0-0	-	-	0-2	1	1	1	18.2	141.3	179.9	321.2	25.8	178.5	201.8	380.3
1987	Steve Spurrier	5-6-0	2-5	7th	4-1	1-5	0-0	-	-	0-1	1	0	1	27.4	106.0	313.0	419.0	22.1	137.0	264.6	401.6
1988	Steve Spurrier	7-3-1	3-3-1	6th	3-2	4-1-1	0-0	-	-	0-1	4	1	1	29.5	113.0	351.6	464.6	29.5	219.5	182.7	402.2
1989	Steve Spurrier	8-4-0	6-1	T1st	5-0	3-3	0-1	-	-	1-2	4	2	2	32.4	178.7	323.0	501.7	26.0	177.6	229.9	407.5
1990	Barry Wilson	4-7-0	1-6	7th	2-3	2-4	0-0	-	-	0-3	0	0	0	21.8	123.8	249.6	373.5	26.8	234.2	142.3	376.5
1991	Barry Wilson	4-6-1	1-6	T7th	3-2	1-3-1	0-1	-	-	0-2	0	0	0	21.0	83.6	262.5	346.0	25.5	188.8	194.3	383.1
1992	Barry Wilson	2-9-0	0-8	9th	2-4	0-5	0-0	-	-	0-4	0	0	1	24.1	120.5	242.7	363.1	31.2	194.2	214.5	408.7
1993	Barry Wilson	3-8-0	2-6	7th	2-3	1-5	0-0	-	-	1-4	0	0	0	19.5	106.1	273.7	379.8	31.7	202.0	238.5	440.5
1994	Fred Goldsmith	8-4-0	5-3	T3rd	5-1	3-2	0-1	-	-	1-1	4	3	0	32.7	148.7	224.4	373.1	22.5	254.4	254.4	382.5
1995	Fred Goldsmith	3-8-0	1-7	8th	2-3	1-4	0-1	-	-	0-4	1	0	3	25.5	107.4	247.1	354.5	35.1	268.7	217.5	486.2
1996	Fred Goldsmith	0-11-0	0-8	9th	0-5	0-6	0-0	-	-	0-3	0	0	0	14.6	104.0	187.4	291.4	34.5	207.3	198.9	406.2
1997	Fred Goldsmith	2-9-0	0-8	9th	2-4	0-5	0-0	-	-	0-2	1	0	1	20.3	126.1	181.1	307.2	31.0	189.8	219.5	409.3
1998	Fred Goldsmith	4-7-0	2-6	T6th	4-7	2-6	0-0	-	-	0-2	1	0	1	20.8	146.8	192.6	338.9	29.0	156.0	192.4	348.4
1999	Carl Franks	3-8-0	3-5	T5th	3-8	3-5	0-0	-	-	0-2	1	0	1	19.7	73.6	234.9	308.6	33.0	181.1	241.2	422.3
2000	Carl Franks	0-11-0	0-8	9th	0-5	0-6	0-0	-	-	0-2	1	1	0	14.1	82.4	198.5	280.9	39.1	185.4	272.4	457.8
2001	Carl Franks	0-11-0	0-8	9th	0-6	0-5	0-0	-	-	0-4	1	0	0	19.3	113.0	231.2	344.2	44.6	245.6	246.4	492.0
2002	Carl Franks	2-10-0	0-8	9th	1-5	1-5	0-0	-	-	0-1	2	0	0	18.9	158.4	199.9	358.3	29.4	120.5	254.7	375.2
2003	C. Franks/T. Roof	4-8-0	2-6	8th	3-4	1-4	0-0	-	-	0-3	2	0	1	17.6	172.1	170.9	343.0	28.6	158.2	216.9	375.1
2004	Ted Roof	2-9-0	1-7	T9th	2-3	0-6	0-0	-	-	0-3	0	0	0	16.6	94.1	171.4	265.5	29.3	225.7	200.7	426.5
2005	Ted Roof	1-10	0-8	6thC	1-5	0-5	0-0	-	-	0-4	1	0	0	16.1	127.1	121.0	248.1	37.1	207.3	204.0	411.3
2006	Ted Roof	0-12	0-8	6thC	0-7	0-5	0-0	-	-	0-3	1	1	0	14.9	98.2	185.2	283.4	33.8	168.0	227.3	395.3
2007	Ted Roof	1-11	0-8	6thC	0-6	1-5	0-0	-	-	0-2	0	0	0	17.0	64.0	207.1	271.1	33.2	180.2	244.1	424.3
2008	David Cutcliffe	4-8-0	1-7	6thC	3-4	1-4	0-0	-	-	0-0	3	1	0	20.1	106.2	197.7	303.8	23.4	151.5	205.4	356.9
2009	David Cutcliffe	5-7-0	3-5	5thC	2-4	3-3	0-0	-	-	0-4	4	1	0	25.2	63.5	305.0	368.5	28.3	152.8	215.8	368.6
2010	David Cutcliffe	3-9-0	1-7	T5thC	2-5	1-4	0-0	-	-	0-2	2	1	0	25.2	110.0	271.3	381.3	35.4	208.2	241.8	450.1
2011	David Cutcliffe	3-9-0	1-7	6thC	1-6	2-3	0-0	-	-	0-2	2	1	0	22.5	94.1	272.2	366.2	31.2	180.7	244.8	425.4
2012	David Cutcliffe	6-7-0	3-5	5thC	5-2	1-4	0-1	-	-	0-3	4	0	1	31.5	125.2	283.9	409.2	36.0	201.5	267.6	469.2
2013	David Cutcliffe	10-4-0	6-2	1stC	5-2	5-0	0-2	23	22	1-2	5	2	1	32.8	178.0	248.1	426.1	26.6	174.1	243.9	418.0
2014	David Cutcliffe	9-4-0	5-3	2ndC	5-2	4-1	0-1	-	-	1-1	9	3	2	32.4	181.4	216.5	398.3	21.8	192.9	206.8	399.7



# FLORIDA STATE YEAR-BY-YEAR



Year	Coach	W-L	ACC	Finish	Hm	Rd	Nu	Final AP	Final Coach	Vs. AP	All-ACC	All-Am	NFL Draft	OFFENSE				DEFENSE			
														Pts	Rush	Pass	Total	Pts	Rush	Pass	Total
1953	Tom Nugent	5-5-0	---	---	4-2	1-3	0-0	-	-	0-0	-	0	3	18.3	214.2	93.6	307.8	14.6	159.5	62.8	222.3
1954	Tom Nugent	8-4-0	---	---	3-2	4-1	1-1	-	-	0-0	-	0	2	23.4	153.6	158.6	311.6	13.0	163.5	81.8	245.3
1955	Tom Nugent	5-5-0	---	---	3-2	2-3	0-0	-	-	0-1	-	0	2	14.7	151.7	99.0	250.7	18.6	196.0	108.9	304.9
1956	Tom Nugent	5-4-1	---	---	3-1-1	2-3	0-0	-	-	0-1	-	0	1	17.8	172.7	96.0	268.7	11.6	182.7	81.2	263.9
1957	Tom Nugent	4-6-0	---	---	3-3	1-3	0-0	-	-	0-2	-	0	2	13.6	164.2	78.6	242.8	16.5	212.7	78.9	291.6
1958	Tom Nugent	7-4-0	---	---	5-0	2-2	0-2	-	-	0-1	-	0	0	21.2	177.3	104.3	281.6	10.9	164.6	67.5	232.1
1959	Perry Moss	4-6-0	---	---	2-3	2-3	0-0	-	-	0-1	-	0	0	14.9	126.7	122.2	248.9	13.2	159.1	109.0	268.1
1960	Bill Peterson	3-6-1	---	---	3-2	0-4-1	0-0	-	-	0-1	-	0	2	11.1	128.9	104.6	233.5	13.6	184.0	99.3	283.3
1961	Bill Peterson	4-5-1	---	---	4-1	0-4-1	0-0	-	-	0-1-1	-	0	2	9.3	148.4	67.2	215.6	12.8	152.6	113.2	265.8
1962	Bill Peterson	4-3-3	---	---	3-1	1-2-3	0-0	-	-	0-1	-	1	1	17.0	154.1	159.6	313.7	6.9	130.1	69.3	199.4
1963	Bill Peterson	4-5-1	---	---	4-2	0-3-1	0-0	-	-	0-1	-	0	1	16.7	134.4	115.6	250.0	9.3	138.4	88.5	226.9
1964	Bill Peterson	9-1-1	---	---	5-0	3-1-1	1-0	-	11	1-0	-	1	5	22.7	138.6	202.9	341.5	6.6	75.0	106.1	181.1
1965	Bill Peterson	4-5-1	---	---	4-0-1	0-5	0-0	-	-	1-0	-	0	3	12.1	139.6	129.6	269.2	11.9	183.5	121.2	304.7
1966	Bill Peterson	6-5-0	---	---	2-3	3-2	0-1	-	-	0-1	-	1	2	25.4	127.7	246.7	374.4	18.7	145.3	154.3	199.6
1967	Bill Peterson	7-2-2	---	---	4-1	3-1-1	0-0-1	-	15	0-0-2	-	2	5	23.3	120.2	258.4	378.6	17.0	150.9	114.6	265.5
1968	Bill Peterson	8-3-0	---	---	3-2	4-0	1-1	-	14	2-1	-	2	5	28.1	148.4	284.4	432.8	18.0	181.1	139.2	320.3
1969	Bill Peterson	6-3-1	---	---	4-1	2-3-1	0-0	-	-	0-2	-	0	4	22.0	104.9	255.0	359.9	18.2	156.0	123.9	279.9
1970	Bill Peterson	7-4-0	---	---	5-1	2-2	0-1	-	-	0-0	-	0	1	23.1	125.4	258.0	383.4	17.7	169.2	151.0	320.2
1971	Larry Jones	8-4-0	---	---	5-0	2-4	1-0	-	19	0-1	-	1	3	24.6	118.6	250.0	368.6	11.7	133.8	126.3	260.1
1972	Larry Jones	7-4-0	---	---	3-2	3-2	1-0	-	-	0-1	-	3	6	26.2	136.4	270.4	406.8	20.4	174.5	155.4	329.2
1973	Larry Jones	0-11-0	---	---	0-5	0-6	0-0	-	-	0-2	-	0	1	8.9	106.0	154.4	260.3	30.1	276.5	168.7	445.2
1974	Darrell Mudra	1-10-0	---	---	0-6	1-4	0-0	-	-	0-5	-	0	1	11.8	154.8	160.8	315.6	26.3	279.0	127.2	406.2
1975	Darrell Mudra	3-8-0	---	---	1-4	2-4	0-0	-	-	0-1	-	0	3	17.0	163.9	171.4	335.3	19.4	250.5	63.5	313.9
1976	Bobby Bowden	5-6-0	---	---	3-2	2-4	0-0	-	-	1-2	-	1	2	18.6	166.0	185.5	351.5	23.5	279.9	86.3	358.2
1977	Bobby Bowden	10-2-0	---	---	5-1	4-1	1-0	14	11	0-0	-	0	4	24.9	148.8	224.2	373.0	13.9	161.2	106.1	267.3
1978	Bobby Bowden	8-3-0	---	---	5-1	3-2	0-0	-	-	0-1	-	2	2	28.4	161.2	249.9	411.1	18.9	181.8	144.3	326.1
1979	Bobby Bowden	11-1-0	---	---	5-0	5-0	1-1	6	8	1-1	-	5	4	29.0	169.2	201.3	370.5	12.4	118.6	124.1	242.7
1980	Bobby Bowden	10-2-0	---	---	7-0	3-1	0-1	5	5	3-1	-	6	5	32.0	194.4	145.2	339.6	7.7	89.5	118.7	208.2
1981	Bobby Bowden	6-5-0	---	---	3-2	3-3	0-0	-	-	1-4	-	1	3	21.8	177.7	171.6	349.4	26.0	166.9	215.2	382.1
1982	Bobby Bowden	9-3-0	---	---	4-2	4-1	1-0	13	10	2-2	-	0	0	35.3	212.6	253.2	465.8	22.0	198.3	173.8	366.4
1983	Bobby Bowden	8-4-0	---	---	4-1	3-3	1-0	-	-	1-3	-	2	2	32.1	229.3	215.2	444.5	28.1	179.7	200.2	379.9
1984	Bobby Bowden	7-3-2	---	---	4-2	3-1-1	0-0-1	17	19	1-3	-	2	4	35.3	274.6	176.2	450.8	21.3	156.3	217.3	373.6
1985	Bobby Bowden	9-3-0	---	---	5-1	3-2	1-0	15	13	2-2	-	1	7	33.5	215.4	188.9	404.3	21.4	147.0	174.9	321.9
1986	Bobby Bowden	7-4-1	---	---	4-1-1	2-3	1-0	-	20	0-3	-	1	1	33.2	186.8	194.7	381.5	18.6	130.2	167.7	297.9
1987	Bobby Bowden	11-10	---	---	5-1	5-0	1-0	2	2	2-1	-	5	4	40.9	272.3	215.1	487.4	12.3	132.1	142.1	274.2
1988	Bobby Bowden	11-1-0	---	---	7-0	3-1	1-0	3	3	3-1	-	3	6	40.2	199.5	243.3	442.8	15.0	151.1	131.2	282.3
1989	Bobby Bowden	10-2-0	---	---	5-1	4-0	1-1	3	2	5-1	-	4	6	34.8	137.9	313.5	451.4	16.5	136.0	187.5	323.5
1990	Bobby Bowden	10-2-0	---	---	6-0	2-2	2-0	4	4	2-2	-	3	5	39.5	194.3	253.2	447.5	17.2	149.6	166.4	316.0
1991	Bobby Bowden	11-2-0	---	---	5-1	3-1	3-0	4	4	5-1	-	4	6	36.6	190.6	259.5	450.1	15.5	82.8	198.4	281.3
Joined Atlantic Coast Conference in 1992																					
1992	Bobby Bowden	11-1-0	8-0	1st	6-0	4-1	1-0	2	2	5-1	5	5	6	38.1	204.7	257.1	461.8	15.6	100.3	192.2	292.5
1993	Bobby Bowden	12-1-0	8-0	1st	6-0	4-1	2-0	1	1	6-1	8	5	6	43.2	222.3	325.8	548.0	9.4	98.5	186.0	284.5
1994	Bobby Bowden	10-1-1	8-0	1st	4-0-1	4-1	2-0	4	5	4-1-1	10	5	10	36.9	189.1	294.0	483.1	16.6	97.7	169.1	267.0
1995	Bobby Bowden	10-2-0	7-1	T1st	6-0	2-2	2-0	4	5	0-2	7	3	4	48.4	222.0	328.7	550.7	20.0	132.0	213.4	345.4
1996	Bobby Bowden	11-1-0	8-0	1st	6-0	3-0	2-1	3	3	5-1	6	4	7	38.7	178.0	231.0	409.0	11.1	59.0	170.5	229.5
1997	Bobby Bowden	11-1-0	8-0	1st	5-0	5-1	1-0	3	3	5-1	7	8	9	39.7	112.1	340.0	452.1	15.2	51.9	189.5	241.4
1998	Bobby Bowden	11-2-0	7-1	T1st	6-0	4-1	1-1	3	3	5-1	7	5	4	32.1	149.8	251.6	401.3	11.5	79.8	135.0	214.8
1999	Bobby Bowden	12-0-0	8-0	1st	6-0	4-0	2-0	1	1	5-0	9	4	7	37.5	122.8	302.9	425.7	15.8	98.8	205.8	304.6
2000	Bobby Bowden	11-2-0	8-0	1st	6-0	4-1	1-1	5	4	3-2	8	5	9	42.4	165.0	384.0	549.0	10.2	73.9	221.5	277.0
2001	Bobby Bowden	8-4-0	6-2	2nd	4-2	3-2	1-0	15	15	2-2	4	0	2	33.9	159.6	266.5	426.1	26.1	126.0	230.4	356.4
2002	Bobby Bowden	9-5-0	7-1	1st	5-1	3-3	1-1	21	23	1-2	7	3	6	30.6	187.0	211.1	398.1	21.5	130.8	235.2	366.0
2003	Bobby Bowden	10-3-0	7-1	1st	5-1	5-1	0-1	11	10	1-2	5	4	5	32.2	133.2	269.6	402.8	16.7	119.4	212.9	332.3
2004	Bobby Bowden	9-3-0	6-2	2nd	5-1	3-2	1-0	15	14	1-1	3	3	9	25.2	162.0	210.5	372.5	14.1	83.1	200.8	283.8
2005	Bobby Bowden	8-5-0	5-3	t1stA	5-1	2-3	1-1	23	23	3-2	0	1	8	28.9	94.0	282.6	376.6	22.0	108.4	200.8	309.2
*2006	Bobby Bowden	*7-6-0	3-5	5thA	4-4	2-2	1-0	-	-	1-3	1	1	5	26.5	94.1	230.6	324.7	19.8	90.7	197.8	288.5
*2007	Bobby Bowden	*7-6-0	4-4	4thA	4-1	2-4	1-1	-	-	2-2	0	1	3	23.3	127.5	241.8	369.2	22.9	116.6	245.4	362.0
*Florida State vacated five wins in 2006 and six wins in 2007 due to NCAA sanctions. Actual record was 2-6 in 2006 and 1-6 in 2007.																					
2008	Bobby Bowden	9-4-0	5-3	t1stA	4-3	3-1	2-0	21	23	1-2	6	4	1	33.4	179.1	192.8	371.8	20.2	132.5	162.4	294.9
2009	Bobby Bowden	7-6-0	4-4	3rdA	3-3	3-3	1-0	-	-	2-2	3	2	3	30.1	149.5	271.8	421.4	30.0	204.6	230.0	434.6
2010	Jimbo Fisher	10-4-0	6-2	1stA	6-1	3-2	1-1	16	17	2-2	4	3	3	31.4	171.4	209.9	381.3	19.6	128.7	225.0	353.7
2011	Jimbo Fisher	9-4-0	5-3	T2ndA	5-2	3-2	1-0	23	23	1-1	5	3	4	30.6	112.2	257.0	369.2	15.1	82.7	192.3	275.0
2012	Jimbo Fisher	12-2-0	7-1	1st	6-1	4-1	2-0	10	9	2-1	11	3	11	39.3	205.9	264.9	470.8	14.7	91.9	161.9	253.8
2013	Jimbo Fisher	14-0-0	8-0	1st	7-0	5-0	2-0	1	1	4-0	11	9	7	51.6	203.1	315.9	519.1	12.1	124.8	156.6	281.4
2014	Jimbo Fisher	13-1-0	8-0	1st	7-0	4-0	2-1	5	6	3-1	18	10	11	33.7	138.1	303.3	441.4	25.6	170.1	226.8	396.9



# GEORGIA TECH YEAR-BY-YEAR



Year	Coach	W-L	SEC	Finish	Hm	Rd	Nu	Final AP	Final Coach	Vs. AP	All-ACC	All-Am	NFL Draft	OFFENSE			DEFENSE					
														Pts	Rush	Pass	Total	Pts	Rush	Pass	Total	
1953	Bobby Dodd	9-2-1	4-1-1	2nd	6-0	2-2-1	1-0	8	9	3-0-1	2	1	7	22.4	148.6	68.1	216.7	8.4	148.6	68.1	216.7	
1954	Bobby Dodd	8-3-0	6-2	2nd	5-2	2-1	1-0	-	13	1-1	2	2	4	17.5	182.1	90.7	272.8	9.1	187.8	58.7	246.5	
1955	Bobby Dodd	9-1-1	4-1-1	3rd	5-1	3-0-1	1-0	7	7	3-1	2	1	2	18.2	199.8	67.4	267.2	4.6	134.1	65.8	199.9	
1956	Bobby Dodd	10-1-0	7-1	2nd	4-1	5-0	1-0	4	4	3-1	2	2	6	22.7	224.9	62.6	287.5	3.3	128.4	71.9	200.3	
1957	Bobby Dodd	4-4-2	3-4-1	8th	2-2-2	2-2	0-0	-	-	2-2-1	1	1	5	7.5	141.1	52.2	199.3	7.1	144.4	33.9	177.8	
1958	Bobby Dodd	5-4-1	2-3-1	T8th	4-1-1	1-3	0-0	-	-	1-0-1	0	0	4	9.3	147.3	65.1	212.4	9.1	144.7	57.1	201.8	
1959	Bobby Dodd	6-5-0	3-3	7th	2-3	4-1	0-1	-	-	3-3	1	1	6	12.9	144.6	57.7	202.3	10.7	113.0	102.8	216.3	
1960	Bobby Dodd	5-5-0	4-4	7th	4-1	1-3	0-1	-	-	1-1	1	0	6	11.8	136.0	63.9	199.9	9.7	147.2	103.4	250.6	
1961	Bobby Dodd	7-4-0	4-3	T4th	5-0	2-3	0-1	13	13	2-2	1	0	4	16.2	148.4	82.1	230.5	5.0	94.9	83.6	178.5	
1962	Bobby Dodd	7-3-1	5-2	4th	4-1-1	3-1	0-1	-	11	1-0	4	4	6	20.1	175.0	104.9	279.9	8.3	102.4	113.6	216.0	
1963	Bobby Dodd	7-3-0	4-3	6th	5-1	2-2	0-0	-	-	0-1	2	1	4	17.3	152.4	106.6	259.0	8.9	133.7	74.3	208.0	
1964	Bobby Dodd	7-3-0	---	---	4-2	2-1	1-0	-	-	0-1	-	1	4	12.1	129.4	85.7	215.1	7.9	100.2	131.5	231.7	
1965	Bobby Dodd	7-3-1	---	---	5-2	1-1	1-0-1	-	-	1-0	-	1	3	22.0	142.8	142.0	284.8	15.0	164.4	167.7	334.1	
1966	Bobby Dodd	9-2-0	---	---	7-0	2-1	0-1	8	8	1-0	-	2	2	24.8	181.8	113.2	295.0	8.1	108.1	98.5	206.6	
1967	Bud Carson	4-6-0	---	---	3-3	1-3	0-0	-	-	0-1	-	0	3	12.9	127.1	135.7	262.8	20.5	192.7	122.8	315.5	
1968	Bud Carson	4-4-2	---	---	3-3	1-3	0-0	-	-	0-4	-	0	4	15.8	62.9	237.6	300.5	26.3	233.9	134.6	368.5	
1969	Bud Carson	4-6-0	---	---	4-3	0-3	0-0	-	-	0-3	-	1	0	14.4	136.3	106.5	242.8	18.3	148.8	181.3	330.1	
1970	Bud Carson	9-3-0	---	---	6-1	2-2	1-0	13	17	2-3	-	1	1	19.6	171.1	137.0	301.8	14.2	111.5	184.9	296.4	
1971	Bud Carson	6-6-0	---	---	5-3	1-2	0-1	-	-	1-4	-	1	1	17.2	154.1	114.4	268.5	15.1	118.1	135.5	253.6	
1972	Bill Fulcher	7-4-1	---	---	5-1-1	1-3	1-0	20	-	1-2	-	1	2	23.0	145.2	182.8	328.0	17.8	185.9	124.0	309.9	
1973	Bill Fulcher	5-6-0	---	---	4-3	0-3	1-0	-	-	0-1	-	1	0	17.5	156.4	153.8	310.2	19.2	222.5	119.7	341.8	
1974	Pepper Rodgers	6-5-0	---	---	5-2	1-3	0-0	-	-	1-3	-	1	4	21.6	287.5	48.4	335.8	19.3	233.6	85.8	319.5	
1975	Pepper Rodgers	7-4-0	---	---	6-2	1-2	0-0	-	-	0-2	-	1	4	24.5	329.7	41.5	371.3	18.2	177.0	176.4	353.4	
1976	Pepper Rodgers	4-6-1	---	---	3-3-1	1-3	0-0	-	-	1-2	-	1	3	20.1	244.5	63.7	308.3	24.3	207.1	158.4	365.6	
1977	Pepper Rodgers	6-5-0	---	---	4-1	2-4	0-0	-	-	0-1	-	1	3	20.4	286.8	31.3	318.2	20.1	195.5	137.5	333.1	
1978	Pepper Rodgers	7-5-0	---	---	5-2	2-2	0-1	-	-	0-3	-	2	7	22.6	208.2	161.8	370.0	19.3	207.7	153.2	360.9	
Joined Atlantic Coast Conference in 1979, not eligible for ACC Football title until 1983																						
1979	Pepper Rodgers	4-6-1	---	---	4-2	0-4-1	0-0	-	-	0-3	0	0	3	13.8	116.2	191.0	307.2	17.3	213.1	128.2	341.3	
1980	Bill Curry	1-9-1	---	---	1-4-1	0-5	0-0	-	-	0-3-1	0	0	0	10.3	99.5	142.3	241.7	23.6	239.0	123.4	362.5	
1981	Bill Curry	1-10-0	---	---	0-6	1-4	0-0	-	-	1-1	0	0	1	11.3	103.5	147.6	251.1	28.1	234.0	163.0	397.0	
1982	Bill Curry	6-5-0	---	---	3-2	3-3	0-0	-	-	0-3	1	0	3	21.7	179.3	179.4	358.6	26.0	219.4	155.9	375.3	
1983	Bill Curry	3-8-0	3-2	3rd	2-4	1-4	0-0	-	-	0-4	0	0	1	20.2	216.4	126.1	342.4	28.4	211.9	196.0	407.9	
1984	Bill Curry	6-4-1	2-2-1	5th	4-2	2-2-1	0-0	-	-	3-1	3	1	2	26.9	235.0	179.3	414.3	18.3	147.5	169.7	317.3	
1985	Bill Curry	9-2-1	5-1	2nd	5-2	3-0-1	1-0	19	18	0-2-1	3	2	3	21.4	197.2	144.0	341.2	10.7	163.0	149.0	312.1	
1986	Bill Curry	5-5-1	3-3	4th	4-1-1	1-4	0-0	-	-	1-2	3	1	4	25.6	210.2	150.8	361.0	19.2	188.9	136.9	325.8	
1987	Bobby Ross	2-9-0	0-6	8th	2-5	0-4	0-0	-	-	0-4	0	1	2	18.1	135.7	207.6	343.4	25.0	178.1	206.1	384.2	
1988	Bobby Ross	3-8-0	0-7	8th	3-3	0-5	0-0	-	-	1-1	2	0	2	18.2	143.4	167.5	310.9	17.6	142.4	138.9	281.3	
1989	Bobby Ross	7-4-0	4-3	T4th	6-1	1-3	0-0	-	-	1-1	3	1	1	24.1	209.2	160.8	370.0	19.4	148.2	191.1	339.3	
1990	Bobby Ross	11-0-1	6-0-1	1st	6-0	4-0-1	1-0	2	1	4-0	4	2	2	31.6	208.9	185.1	394.0	15.5	110.9	183.8	294.7	
1991	Bobby Ross	8-5-0	5-2	T2nd	5-1	2-3	1-1	-	-	1-4	4	2	5	22.1	175.3	212.3	387.6	16.4	112.0	165.8	277.8	
1992	Bill Lewis	5-6-0	4-4	T4th	4-2	1-4	0-0	-	-	2-2	2	2	2	21.5	103.9	234.5	338.5	26.0	187.8	212.3	400.1	
1993	Bill Lewis	5-6-0	3-5	6th	3-3	2-3	0-0	-	-	0-3	1	0	2	23.6	223.9	175.9	399.8	26.0	170.4	135.6	397.5	
1994	B. Lewis/G. O'Leary	1-10-0	0-8	9th	1-5	0-5	0-0	-	-	0-4	1	1	3	16.8	104.1	245.6	349.7	29.0	230.4	152.1	382.5	
1995	George O'Leary	6-5-0	5-3	4th	4-2	2-3	0-0	-	-	1-3	0	0	2	23.6	211.0	138.9	349.9	22.1	91.2	244.7	335.9	
1996	George O'Leary	5-6-0	4-4	5th	4-2	1-4	0-0	-	-	1-2	2	1	0	20.0	165.5	169.3	334.8	21.5	148.6	199.7	348.4	
1997	George O'Leary	7-5-0	5-3	T3rd	3-2	3-3	1-0	25	-	1-4	1	1	2	25.4	151.6	215.5	367.0	24.2	132.7	296.3	429.0	
1998	George O'Leary	10-2-0	7-1	T1st	4-2	4-0	2-0	9	11	4-1	3	1	3	35.6	183.7	205.0	388.7	24.3	167.6	230.0	397.6	
1999	George O'Leary	8-4-0	5-3	T2nd	6-0	2-3	0-1	20	21	1-2	3	1	3	40.7	225.6	283.4	509.0	30.3	183.2	230.6	413.8	
2000	George O'Leary	9-3-0	6-2	T2nd	5-1	4-1	0-1	17	19	2-1	4	1	0	33.8	164.3	271.1	435.4	19.0	94.5	285.2	379.6	
2001	O'Leary/MacMcWhorter	8-5-0	4-4	T4th	3-3	3-2	2-0	24	-	2-2	6	1	2	31.8	139.0	278.9	417.9	22.2	117.1	216.2	333.3	
2002	Chan Gailey	7-6-0	4-4	T5th	4-2	3-3	0-1	-	-	1-2	5	0	0	21.5	163.6	211.1	374.7	20.5	134.6	221.1	355.7	
2003	Chan Gailey	7-6-0	4-4	T4th	4-2	2-4	1-0	-	-	1-2	5	2	5	21.1	160.5	170.2	330.6	20.5	100.5	221.7	322.2	
2004	Chan Gailey	7-5-0	4-4	T6th	3-3	3-2	1-0	-	-	2-4	2	0	0	22.0	162.2	184.2	346.4	18.9	104.6	193.3	297.9	
2005	Chan Gailey	7-5-0	5-3	3rdC	4-2	3-2	0-1	-	-	2-2	1	1	3	18.5	153.8	195.2	349.0	20.1	103.9	213.6	317.5	
2006	Chan Gailey	9-5-0	7-1	1stC	6-1	3-2	0-2	-	-	1-3	4	1	2	24.9	162.4	169.6	332.1	18.4	104.8	195.8	300.6	
2007	Chan Gailey	7-6-0	4-4	3rdC	4-3	3-2	0-1	-	-	1-3	5	1	3	26.2	199.3	185.6	384.9	20.8	114.5	215.9	330.4	
2008	Paul Johnson	9-4-0	5-3	T1stC	6-1	3-2	0-1	22	22	2-1	7	3	4	24.4	273.2	99.2	372.5	20.3	120.3	193.2	313.5	
2009	Paul Johnson	*11-3-0	7-1	1stC	5-1	5-1	*1-1	13	13	3-2	7	5	4	33.8	295.4	126.7	422.1	24.8	151.6	208.6	360.3	
* Tech's 2009 ACC Championship and win over Clemson in the ACC title game were vacated due to NCAA sanctions to finish 10-3.																						
2010	Paul Johnson	6-7-0	4-4	T3rdC	4-2	2-4	0-1	-	-	0-1	3	0	1	26.0	323.3	83.9	407.2	25.2	169.7	201.9	371.6	
2011	Paul Johnson	8-5-0	5-3	T2ndC	5-2	3-2	0-1	-	-	1-2	2	1	1	34.3	316.5	142.3	458.8	26.1	161.7	197.6	359.3	
2012	Paul Johnson	7-7-0	5-3	T1stC	4-3	2-3	1-1	-	-	0-4	1	0	0	33.6	311.2	129.9	441.1	28.3	144.2	229.8	374.0	
2013	Paul Johnson	7-6-0	5-3	T2ndC	5-2	2-3	0-1	-	-	0-2	2	0	3	35.1	299.3	130.4	429.7	22.8	115.8	244.5	360.2	
2014	Paul Johnson	11-3-0	6-2	1stC	5-1	5-1	1-1	8	7	3-2	7	1	3	37.9	342.1	134.4	476.5	25.7	167.6	243.7	411.3	



# LOUISVILLE YEAR-BY-YEAR



Year	Coach	W-L	ACC	Finish	Hm	Rd	Nu	Final AP	Final Coach	Vs. AP	All-ACC	All-Am	NFL Draft	OFFENSE				DEFENSE				
														Pts	Rush	Pass	Total	Pts	Rush	Pass	Total	
1953	Frank Camp	1-7-0	-----	-----	0-3	1-4	0-0	---	---	0-0	---	0	0									
1954	Frank Camp	3-6-0	-----	-----	3-2	0-4	0-0	---	---	0-0	---	0	0									
1955	Frank Camp	7-2-0	-----	-----	5-0	2-2	0-0	---	---	0-0	---	0	1									
1956	Frank Camp	6-3-0	-----	-----	3-3	3-0	0-0	---	---	0-0	---	0	0									
1957	Frank Camp	9-1-0	-----	-----	5-0	3-1	1-0	---	---	0-0	---	1	1									
1958	Frank Camp	4-4-0	-----	-----	3-1	1-3	0-0	---	---	0-0	---	0	1									
1959	Frank Camp	6-4-0	-----	-----	3-1	3-3	0-0	---	---	0-0	---	0	4									
1960	Frank Camp	7-2-0	-----	-----	5-1	2-1	0-0	---	---	0-0	---	0	0									
1961	Frank Camp	6-3-0	-----	-----	3-2	3-1	0-0	---	---	0-0	---	0	0									
1962	Frank Camp	6-4-0	-----	-----	3-2	3-2	0-0	---	---	0-0	---	0	0	17.4	161.3	140.6	301.9	17.3	120.4	123.2	243.6	
Joined Missouri Valley Conference																						
1963	Frank Camp	3-7-0	1-3-0		2-3	1-4	0-0	---	---	0-0	---	1	4	11.8	84.1	120.9	205.0	21.3	193.5	138.7	332.2	
1964	Frank Camp	1-9-0	1-3-0	-----	0-5	1-4	0-0	---	---	0-0	---	0	0	7.0	45.9	153.0	198.9	21.7	187.3	124.3	311.6	
1965	Frank Camp	6-4-0	3-1-0	-----	4-1	2-3	0-0	---	---	0-0	---	0	3	21.8	100.2	171.7	321.5	16.4	139.8	150.0	289.8	
1966	Frank Camp	6-4-0	1-3-0	-----	4-1	2-3	0-0	---	---	0-0	---	0	2	23.1	112.8	215.7	328.5	15.9	120.0	182.1	302.1	
1967	Frank Camp	5-5-0	2-2-0	-----	4-1	1-4	0-0	---	---	0-0	---	0	4	26.0	17.8	186.6	324.4	16.2	107.3	133.6	240.9	
1968	Frank Camp	5-5-0	2-3-0	-----	2-3	3-2	0-0	---	---	0-0	---	0	1	19.2	144.4	187.9	332.3	23.3	117.3	213.8	331.1	
1969	Lee Corso	5-4-1	2-3-0	-----	4-1	1-3-1	0-0	---	---	0-0	---	0	3	20.6	231.1	96.4	327.5	27.3	190.6	164.1	354.7	
1970	Lee Corso	8-3-1	4-0-0	1st	5-0	3-3	0-0-1	---	---	0-0	---	0	2	22.9	181.0	188.7	369.7	18.9	167.0	122.6	289.6	
1971	Lee Corso	6-3-1	2-1-0	---	4-1	2-2-1	0-0	---	---	0-0	---	0	1	19.0	195.9	110.0	316.9	11.1	128.6	84.4	213.0	
1972	Lee Corso	9-1-0	4-1-0	1st	4-1	5-0	0-0	---	---	0-0	---	3	2	30.9	190.4	171.7	362.1	9.1	91.1	119.5	210.6	
1973	T. W. Alley	5-6-0	3-3-0	---	3-3	2-3	0-0	---	---	0-0	---	0	1	15.6	170.9	105.0	275.8	13.5	158.1	160.3	318.4	
1974	T.W. Alley	4-7-0	3-2-0	---	2-4	2-3	0-0	---	---	0-0	---	0	2	12.4	150.3	67.6	214.2	23.1	268.7	120.3	389.0	
Became Independent																						
1975	Vince Gibson	2-9-0	-----	-----	2-3	0-6	0-0	---	---	0-0	---	0	1	9.8	135.5	124.2	259.7	28.7	287.9	115.8	403.7	
1976	Vince Gibson	5-6-0	-----	-----	4-2	1-4	0-0	---	---	0-0	---	0	0	16.1	171.0	65.4	236.3	21.3	237.2	101.8	339.0	
1977	Vince Gibson	7-4-1	-----	-----	5-1-1	2-2	0-1	---	---	0-0	---	0	1	26.5	265.7	83.6	349.3	17.6	190.1	178.5	368.6	
1978	Vince Gibson	7-4-0	-----	-----	5-2	2-2	0-0	---	---	0-0	---	0	2	29.0	233.8	111.3	345.2	18.4	180.7	144.5	325.2	
1979	Vince Gibson	4-6-1	-----	-----	2-3-1	2-3	0-0	---	---	0-0	---	1	2	15.2	137.7	107.2	245.0	18.4	167.2	124.6	291.8	
1980	Bob Weber	5-6-0	-----	-----	3-3-0	2-3-0	0-0	---	---	0-0	---	0	1	14.7	121.9	103.1	225.0	18.5	121.8	146.5	268.3	
1981	Bob Weber	5-6-0	-----	-----	4-2-0	1-4-0	0-0	---	---	1-0	---	0	1	16.4	110.1	141.0	251.1	19.3	144.2	138.9	283.1	
1982	Bob Weber	5-6-0	-----	-----	4-2-0	1-4-0	0-0	---	---	0-1	---	0	2	20.0	126.0	195.4	321.5	32.3	258.2	136.2	394.5	
1983	Bob Weber	3-8-0	-----	-----	3-3-0	0-5-0	0-0	---	---	0-1	---	0	2	14.3	105.3	180.8	286.2	32.7	179.3	195.7	407.7	
1984	Bob Weber	2-9-0	-----	-----	1-5-0	1-4-0	0-0	---	---	0-0	---	0	1	21.5	98.7	256.6	355.4	31.9	238.1	169.6	375.0	
1985	H. Schnellenberger	2-9-0	-----	-----	2-4-0	0-5-0	0-0	---	---	0-1	---	0	0	18.1	102.3	220.4	322.7	32.7	279.9	223.8	503.7	
1986	H. Schnellenberger	3-8-0	-----	-----	2-3-0	1-5-0	0-0	---	---	0-0	---	0	1	16.2	89.6	225.5	315.1	25.1	210.7	167.2	378.0	
1987	H. Schnellenberger	3-7-1	-----	-----	3-3-0	0-4-1	0-0	---	---	0-0	---	0	0	19.5	102.5	226.4	329.0	31.6	238.5	190.0	429.4	
1988	H. Schnellenberger	8-3-0	-----	-----	5-1-0	3-2-0	0-0	---	---	0-0	---	0	0	23.7	147.4	241.4	388.8	22.3	167.6	213.3	381.2	
1989	H. Schnellenberger	6-5-0	-----	-----	2-2-0	4-2-0	0-1	---	---	0-0	---	0	1	28.4	157.8	206.1	399.5	20.2	99.8	180.3	297.9	
1990	H. Schnellenberger	10-1-1	-----	---	6-0-0	3-1-1	1-0	14	12	1-0	---	0	4	28.3	112.5	225.9	369.2	11.8	110.3	149.1	259.5	
1991	H. Schnellenberger	2-9-0	-----	-----	2-4-0	0-5-0	0-0	---	---	0-3	---	0	1	12.3	91.5	160.3	228.6	30.5	216.6	132.5	349.1	
1992	H. Schnellenberger	5-6-0	-----	-----	3-2-0	2-4-0	0-0	---	---	0-2	---	1	3	19.5	102.8	186.2	289.1	22.1	133.8	132.5	349.1	
1993	H. Schnellenberger	9-3-0	-----	-----	5-0-0	3-3-0	1-0	24	23	1-3	---	1	0	30.2	125.5	243.5	402.6	20.8	134.5	202.7	337.3	
1994	H. Schnellenberger	6-5-0	-----	-----	4-2-0	2-3-0	0-0	---	---	1-0	---	1	1	23.2	139.4	212.7	352.2	23.0	161.2	189.5	350.7	
1995	Ron Cooper	7-4-0	-----	-----	4-2-0	3-2-0	0-0	---	---	0-0	---	3	2	25.7	141.6	221.1	362.7	15.0	125.5	193.6	319.2	
Joined Conference USA																						
1996	Ron Cooper	5-6-0	2-3	-----	2-3-0	3-3-0	0-0	---	---	0-1	---	1	0	16.5	94.5	220.1	315.3	18.6	81.1	154.7	235.8	
1997	Ron Cooper	1-10-0	0-6	7th	1-5-0	0-5-0	0-0	---	---	0-1	---	0	0	22.3	76.8	298.3	375.2	37.0	187.3	235.5	422.7	
1998	John L. Smith	7-5-0	4-2	3rd	5-1-0	2-3-0	0-1	---	---	0-0	---	1	4	40.4	138.2	374.8	559.6	35.2	238.7	241.9	480.6	
1999	John L. Smith	7-5-0	4-2	2nd	4-3-0	3-1-0	0-1	---	---	0-1	---	1	2	37.5	120.8	307.3	466.9	30.1	166.5	225.5	392.0	
2000	John L. Smith	9-3-0	6-1	1st	6-1-0	3-1-0	0-1	---	---	1-1	---	1	1	32.3	123.1	235.2	390.8	22.4	79.9	224.3	304.2	
2001	John L. Smith	11-2-0	6-1	1st	6-0-0	4-2-0	1-0	17	16	1-0	---	2	1	30.5	112.7	239.9	382.0	17.8	139.2	199.3	338.5	
2002	John L. Smith	7-6-0	5-3	3rd	3-3-0	4-2-0	0-1	---	---	1-0	---	1	4	28.8	106.7	226.5	333.2	24.5	113.0	206.9	319.9	
2003	Bobby Petrino	9-4-0	5-3	2nd	5-1-0	4-2-0	0-1	---	---	0-2	---	0	0	34.6	228.2	260.7	488.8	27.8	170.3	258.3	428.6	
2004	Bobby Petrino	11-1-0	8-0	1st	5-0-0	5-1-0	1-0	6	7	1-1	---	0	6	49.8	250.4	288.6	539.0	19.7	109.0	196.9	305.9	
Joined Big East Conference																						
2005	Bobby Petrino	9-3-0	5-2	2nd	6-0-0	3-2-0	0-1	19	20	0-2	---	2	4	43.4	188.5	293.6	482.1	23.8	114.0	210.0	324.0	
2006	Bobby Petrino	12-1-0	6-1	1st	6-0-0	4-1-0	2-0	6	7	3-1	---	3	2	37.8	185.3	290.0	475.3	16.3	104.8	215.7	320.5	
2007	Steve Kragthorpe	6-6-0	3-4	5th	4-2-0	2-4-0	0-0	---	---	1-1	---	1	5	35.2	146.1	341.9	488.0	31.4	165.3	251.2	416.5	
2008	Steve Kragthorpe	5-7-0	1-6	7th	4-4-0	1-3-0	0-0	---	---	1-0	---	1	2	24.7	164.5	212.2	376.7	29.8	129.5	239.3	368.8	
2009	Steve Kragthorpe	4-8-0	1-6	7th	4-2-0	0-6-0	0-0	---	---	0-1	---	0	0	18.1	125.2	208.9	334.1	26.3	165.1	206.0	371.1	
2010	Charlie Strong	7-6-0	3-4	5th	3-4-0	3-2-0	1-0	---	---	0-1	---	2	3	26.4	175.0	194.0	369.0	19.4	144.3	167.4	311.7	
2011	Charlie Strong	7-6-0	5-2	1st	3-3-0	4-2-0	0-1	---	---	1-0	---	2	1	21.9	121.5	211.5	333.0	20.1	100.5	227.4	327.9	
2012	Charlie Strong	11-2-0	5-2	1st	6-1-0	4-1-0	1-0	13	13	2-0	---	1	0	31.2	122.7	296.1	418.8	23.8	148.0	192.3	340.3	
2013	Charlie Strong	12-1	7-1	2nd	6-1-0	5-0-0	1-0	15	15	1-0	---	4	3	35.2	146.8	314.0	460.8	12.2	80.7	170.8	251.5	
Joined Atlantic Coast Conference																						
2014	Bobby Petrino	9-4-0	5-3	3rdA	5-1	4-2	0-1	24	24	0-2	6	1	10	31.2	142.7	252.0	394.7	21.8	109.9	199.6	309.5	



# MIAMI YEAR-BY-YEAR

Year	Coach	W-L	ACC	Finish	Hm	Rd	Nu	Final		Vs. AP	All-ACC	All-Am	NFL Draft	OFFENSE			DEFENSE				
								AP	Coach					Rush	Pass	Total	Pts	Rush	Pass	Total	
1953	Andy Gustafson	4-5-0	-	-	4-3	0-2	0-0	-	-	0-3	-	0	1	17.2			15.2				
1954	Andy Gustafson	8-1-0	-	-	7-0	1-1	0-0	11	9	1-0	-	1	3	28.5			10.4				
1955	Andy Gustafson	6-3-0	-	-	5-2	1-1	0-0	14	18	1-3	-	0	4	20.1			9.0				
1956	Andy Gustafson	8-1-1	-	-	6-1-1	2-0	0-0	6	6	4-1	-	1	4	16.1			5.3				
1957	Andy Gustafson	5-4-1	-	-	4-3-1	1-1	0-0	-	-	1-2-1	-	0	1	16.1			10.3				
1958	Andy Gustafson	2-8-0	-	-	0-6	2-1	0-1	-	-	0-3	-	0	0	8.8			19.5				
1959	Andy Gustafson	6-4-0	-	-	5-2	1-1	0-1	-	-	1-2	-	1	0	14.0			14.0				
1960	Andy Gustafson	6-4-0	-	-	6-2	0-2	0-0	-	-	0-3	-	1	9	16.3	185.1	76.2	261.3	14.3	153.2	110.6	263.8
1961	Andy Gustafson	7-4-0	-	-	4-3	3-0	0-1	-	19	1-1	-	1	5	13.3	143.0	128.1	271.1	7.7	107.7	116.0	213.8
1962	Andy Gustafson	7-4-0	-	-	5-1	2-2	0-1	-	18	0-2	-	1	8	17.2	148.3	172.1	320.3	21.7	149.2	137.0	286.7
1963	Andy Gustafson	3-7-0	-	-	1-6	2-1	0-0	-	-	0-2	-	2	2	11.6	122.7	218.3	341.0	17.4	164.5	151.9	316.4
1964	Charlie Tate	4-5-1	-	-	3-3-1	1-2	0-0	-	-	0-0	-	0	2	14.7	120.4	112.4	246.2	13.3	102.5	135.4	249.3
1965	Charlie Tate	5-4-1	-	-	3-2-1	2-2	0-0	-	-	2-0-1	-	1	4	19.9	126.4	142.7	254.3	13.8	117.9	125.0	230.4
1966	Charlie Tate	8-2-1	-	-	5-1	2-1-1	1-0	9	10	2-0	-	2	5	19.1	150.8	150.6	301.4	9.4	88.2	118.6	206.8
1967	Charlie Tate	7-4-0	-	-	4-2	3-1	0-1	-	16	0-1	-	1	8	23.4	170.9	110.7	281.6	12.7	121.9	121.6	243.5
1968	Charlie Tate	5-5-0	-	-	4-1	1-4	0-0	-	-	1-3	-	1	1	16.1	79.8	212.6	292.4	13.1	100.2	152.4	252.6
1969	Charlie Tate	4-6-0	-	-	4-3	0-3	0-0	-	-	0-2	-	0	3	20.1	134.4	212.1	346.5	21.6	126.0	191.8	317.8
1970	C. Tate/Walt Kichefski	3-8-0	-	-	2-4	1-4	0-0	-	-	0-2	-	0	2	15.1	110.3	160.5	270.7	28.2	141.0	178.3	319.3
1971	Fran Curci	4-7-0	-	-	3-5	1-2	0-0	-	-	0-3	-	1	2	15.9	183.8	112.9	296.6	20.1	156.6	122.9	279.5
1972	Fran Curci	5-6-0	-	-	4-1	1-5	0-0	-	-	0-3	-	3	5	19.5	170.1	139.3	309.4	15.5	142.9	149.0	291.2
1973	Pete Elliot	5-6-0	-	-	2-4	3-2	0-0	-	-	1-4	-	1	0	14.8	171.6	126.9	298.5	21.8	194.0	114.6	308.6
1974	Pete Elliot	6-5-0	-	-	3-3	3-2	0-0	-	-	1-3	-	2	7	15.2	182.9	107.1	289.9	16.7	206.2	107.1	313.3
1975	Carl Selmer	2-8-0	-	-	1-5	1-3	0-0	-	-	0-4	-	0	6	15.7	141.1	138.8	279.9	23.9	219.2	92.3	311.7
1976	Carl Selmer	3-8-0	-	-	3-2	0-6	0-0	-	-	0-4	-	1	3	18.8	155.5	173.3	329.2	19.7	170.9	152.8	324.5
1977	Lou Saban	3-8-0	-	-	2-3	1-5	0-0	-	-	0-4	-	1	6	11.7	135.3	119.7	254.9	22.8	177.5	113.9	292.2
1978	Lou Saban	6-5-0	-	-	3-1	3-4	0-0	-	-	0-2	-	1	4	17.6	211.6	96.7	308.4	17.5	164.0	161.3	320.3
1979	H. Schnellenberger	5-6-0	-	-	4-0	1-5	0-1	-	-	1-2	-	0	1	17.7	99.3	179.9	278.1	21.5	190.0	133.8	332.3
1980	H. Schnellenberger	9-3-0	-	-	4-1	4-2	1-0	18	18	3-2	-	1	3	24.3	168.6	172.9	341.5	15.8	123.8	137.7	257.0
1981	H. Schnellenberger	9-2-0	-	-	6-0	3-2	0-0	8		2-3	-	3	8	22.2	122.8	249.1	371.9	13.2	105.8	172.4	278.3
1982	H. Schnellenberger	7-4-0	-	-	5-1	2-3	0-0	-	-	1-3	-	0	7	21.9	143.0	179.0	322.0	13.9	146.0	145.0	262.0
1983	H. Schnellenberger	11-1-0	-	-	5-0	5-1	1-0	1	1	3-0	-	1	7	26.1	136.4	233.2	269.6	11.3	106.4	243.0	259.4
1984	Jimmy Johnson	8-5-0	-	-	2-3	4-1	2-1	18		3-3	-	1	5	30.3	128.4	318.8	447.3	24.2	138.4	211.3	349.8
1985	Jimmy Johnson	10-2-0	-	-	4-1	4-0	2-1	9	8	2-2	-	1	4	33.8	143.2	318.3	461.5	16.3	110.5	183.3	239.7
1986	Jimmy Johnson	11-1-0	-	-	6-0	5-0	0-1	2	2	3-1	-	3	7	35.8	130.8	281.4	412.2	12.5	125.5	136.9	262.4
1987	Jimmy Johnson	12-0-0	-	-	7-0	4-0	1-0	1	1	6-0	-	2	12	34.3	159.8	232.4	392.2	10.4	96.9	147.1	244.0
1988	Jimmy Johnson	11-1-0	-	-	7-0	3-1	1-0	2	2	5-1	-	3	6	34.8	134.0	318.5	452.5	8.5	100.3	159.5	242.0
1989	Dennis Erickson	11-1-0	-	-	6-0	4-1	1-0	1	1	3-1	-	1	9	36.0	144.5	309.6	454.1	11.8	69.1	147.4	216.5
1990	Dennis Erickson	10-2-0	-	-	6-0	3-2	1-0	3	3	2-2	-	2	11	37.3	158.1	324.8	482.9	15.3	79.7	218.8	298.5
Joined BIG EAST in 1991																					
1991	Dennis Erickson	12-0-0	2-0	1st	6-0	5-0	1-0	1	2	4-0	11	5	6	32.2	146.4	294.9	441.3	8.3	132.0	156.7	288.7
1992	Dennis Erickson	11-1-0	4-0	1st	6-0	5-0	0-1	3	3	4-1	14	4	9	30.8	120.5	316.0	436.5	13.4	101.6	169.2	207.8
1993	Dennis Erickson	9-3-0	6-1	2nd	6-0	3-2	0-1	6	15	2-3	9	1	2	27.6	168.4	261.7	430.1	13.9	117.9	137.6	255.8
1994	Dennis Erickson	10-2-0	7-0	1st	5-1	5-0	0-1	20	6	4-2	14	2	7	30.4	179.1	248.1	427.2	11.9	96.8	124.1	220.9
1995	Butch Davis	8-3-0	6-1	T1st	6-1	3-2	0-0	20		1-1	8	1	2	26.7	141.5	224.1	365.5	18.3	182.9	148.3	331.2
1996	Butch Davis	9-3-0	6-1	T1st	3-3	5-0	1-0	14	14	2-2	13	1	2	30.7	146.9	264.7	411.6	17.5	134.2	146.7	280.8
1997	Butch Davis	5-6-0	3-4	5th	3-3	2-3	0-0	-	-	0-4	5	0	8	28.5	170.0	222.2	392.2	25.9	219.9	177.3	397.2
1998	Butch Davis	9-3-0	5-2	2nd	4-2	4-1	1-0	20	21	2-2	8	0	3	37.3	202.9	248.5	451.5	24.8	135.6	238.4	374.0
1999	Butch Davis	9-4-0	6-1	2nd	5-1	2-3	2-0	15	15	2-3	12	2	5	31.1	173.9	230.5	404.4	15.9	109.4	192.3	301.7
2000	Butch Davis	11-1-0	7-0	1st	6-0	4-1	1-0	2	2	3-1	14	5	7	42.2	194.8	266.0	460.8	15.8	112.8	220.6	333.5
2001	Larry Coker	12-0-0	7-0	1st	6-0	5-0	1-0	1	1	5-0	18	6	11	42.6	196.8	259.5	456.3	9.75	138.1	131.8	269.9
2002	Larry Coker	12-1-0	7-0	1st	6-0	6-0	0-1	2	2	4-1	16	4	8	40.5	183.0	284.2	467.2	19.1	169.4	119.7	289.1
2003	Larry Coker	11-2-0	6-1	T1st	6-1	4-1	1-0	5	5	4-2	11	4	9	27.8	179.8	215.1	394.9	15.1	116.6	140.9	257.5
Joined Atlantic Coast Conference in 2004																					
2004	Larry Coker	9-3-0	5-3	T3rd	4-2	4-1	1-0	11	11	4-1	2	2	5	31.7	131.0	234.3	365.3	17.0	155.0	173.1	328.1
2005	Larry Coker	9-3-0	6-2	2ndC	6-1	3-1	0-1	17	18	2-2	4	3	9	27.1	137.6	215.5	353.1	14.2	117.9	152.2	270.1
2006	Larry Coker	7-6-0	3-5	4thC	5-2	1-4	1-0	-	-	1-5	2	0	5	19.6	116.0	197.5	313.5	15.5	67.8	187.7	255.5
2007	Randy Shannon	5-7-0	2-6	5thC	4-3	1-4	0-0	-	-	1-4	1	0	3	20.6	145.6	169.5	315.1	26.0	133.8	212.7	345.9
2008	Randy Shannon	7-6-0	4-4	T3rdC	4-2	3-3	0-1	-	-	0-1	2	1	1	27.1	129.2	196.8	326.0	24.2	151.8	164.6	317.5
2009	Randy Shannon	9-4-0	5-3	3rdC	5-1	4-2	0-1	19	19	3-2	7	3	4	30.3	138.0	261.9	399.9	22.2	122.3	207.3	329.6
2010	Randy Shannon	7-6-0	5-3	2ndC	3-3	4-2	0-1	-	-	0-3	9	4	8	26.3	182.5	238.8	421.3	20.7	172.8	150.5	323.3
2011	Al Golden	*6-6-0	3-5	T4thC	4-3	2-3	0-0	-	-	2-1	3	2	6	26.5	145.7	232.2	377.8	20.1	161.9	198.0	359.9
2012	Al Golden	*7-5-0	5-3	T1stC	4-2	3-3	0-0	-	-	0-3	2	1	2	31.4	144.8	295.4	440.2	30.5	217.9	268.5	486.4
* Self imposed postseason ban. Ineligible for postseason competition																					
2013	Al Golden	9-4-0	5-3	T2ndC	6-1	3-2	0-1	-	-	0-2	2	1	3	33.8	160.3	265.5	425.8	26.8	176.5	249.8	426.4
2014	Al Golden	6-7-0	3-5	T5thC	5-2	1-4	0-1	-	-	0-1	8	3	7	29.2	180.4	249.9	430.3	24.3	138.2	191.4	329.6



# NORTH CAROLINA YEAR-BY-YEAR



Year	Coach	W-L	ACC	Finish	Hm	Rd	Nu	Final	Final	Vs.	All-ACC	All-Am	NFL Draft	OFFENSE				DEFENSE			
								AP	Coach					AP	AP	Pts	Rush	Pass	Total	Pts	Rush
1953	George Barclay	4-6-0	2-3	T3rd	2-3	2-3	0-0	-	-	0-2	0	0	1	17.1	195.5	68.8	264.3	18.7	243.3	78.2	321.5
1954	George Barclay	4-5-1	4-2	3rd	3-2	1-3-1	0-0	-	-	0-2	1	0	1	14.0	185.0	72.5	257.5	22.2	205.6	77.0	284.3
1955	George Barclay	3-7-0	3-3	4th	1-4	1-3	1-0	-	-	0-3	1	0	3	11.7	128.4	57.3	185.7	21.8	206.9	107.6	314.5
1956	Jim Tatum	2-7-1	2-3-1	5th	1-3-1	1-4	0-0	-	-	0-3	2	0	3	9.9	187.7	65.8	253.5	18.3	246.9	82.9	329.8
1957	Jim Tatum	6-4-0	4-3	4th	3-3	3-1	0-0	-	-	2-1	2	0	3	14.2	147.4	59.9	201.6	12.9	175.0	73.1	248.1
1958	Jim Tatum	6-4-0	4-3	4th	3-2	3-2	0-0	-	-	0-0	4	2	7	19.5	182.0	137.8	319.8	10.9	134.9	104.8	239.7
1959	Jim Hickey	5-5-0	5-2	2nd	3-2	2-3	0-0	-	-	1-2	1	1	7	19.8	185.1	123.8	308.9	14.2	161.1	96.3	257.4
1960	Jim Hickey	3-7-0	2-5	6th	2-3	1-4	0-0	-	-	1-1	1	0	4	11.7	172.9	100.4	273.3	16.1	175.4	67.6	243.0
1961	Jim Hickey	5-5-0	4-3	2nd	3-2	2-3	0-0	-	-	1-1	2	0	2	12.1	137.7	88.0	225.7	14.1	147.4	95.7	243.1
1962	Jim Hickey	3-7-0	3-4	T4th	2-3	1-4	0-0	-	-	0-1	2	0	1	11.2	103.4	131.8	235.2	20.6	218.2	101.1	319.3
1963	Jim Hickey	9-2-0	6-1	1st	4-1	4-1	1-0	-	19	0-0	3	1	2	19.7	180.9	160.5	341.4	10.3	142.0	84.4	226.4
1964	Jim Hickey	5-5-0	4-3	T3rd	4-1	1-3	0-1	-	-	0-0	2	1	2	17.2	172.4	128.1	300.5	17.8	146.2	111.1	257.3
1965	Jim Hickey	4-6-0	3-3	T5th	2-3	2-3	0-0	-	-	0-2	3	0	1	14.6	154.5	127.8	282.3	19.5	168.3	164.5	332.8
1966	Jim Hickey	2-8-0	1-4	8th	1-4	1-4	0-0	-	-	1-1	0	0	2	9.0	106.4	158.3	264.7	19.6	196.5	108.1	304.6
1967	Bill Dooley	2-8-0	2-5	7th	1-4	1-4	0-0	-	-	0-0	1	0	1	10.4	145.2	116.4	261.6	18.2	212.8	112.9	325.7
1968	Bill Dooley	3-7-0	1-6	8th	2-3	1-4	0-0	-	-	1-0	0	0	1	17.8	174.1	153.5	327.6	27.2	234.7	152.9	387.6
1969	Bill Dooley	5-5-0	3-3	T3rd	4-1	1-4	0-0	-	-	0-1	4	1	0	20.0	261.5	104.7	366.2	16.4	108.5	153.3	261.8
1970	Bill Dooley	8-4-0	5-2	T2nd	5-1	3-2	0-1	-	-	1-1	3	1	2	33.8	285.2	126.0	411.2	22.7	95.3	165.1	260.4
1971	Bill Dooley	9-3-0	6-0	1st	4-1	5-1	0-1	-	18	0-2	9	0	2	25.9	264.7	100.3	365.0	13.2	134.5	143.9	278.4
1972	Bill Dooley	11-1-0	6-0	1st	6-0	3-1	2-0	12	14	0-1	7	2	1	26.5	244.0	124.6	368.6	16.5	159.3	159.0	318.3
1973	Bill Dooley	4-7-0	1-5	6th	3-3	1-4	0-0	-	-	0-2	4	0	3	22.0	225.5	130.7	356.2	24.2	208.4	125.9	334.3
1974	Bill Dooley	7-5-0	4-2	T2nd	6-0	1-4	0-1	-	-	2-0	5	2	3	30.9	265.9	160.5	426.5	23.0	257.3	106.8	364.1
1975	Bill Dooley	3-7-1	1-4-1	6th	1-5	2-2-1	0-0	-	-	0-2	1	0	1	18.8	224.2	114.0	338.2	24.7	255.5	134.4	389.8
1976	Bill Dooley	9-3-0	4-1	2nd	5-1	3-1	1-1	-	-	3-1	6	2	5	22.1	244.9	92.2	337.1	18.1	210.1	155.2	365.3
1977	Bill Dooley	8-3-1	5-0-1	1st	3-1-1	5-1	0-1	17	14	0-2-1	6	1	3	21.3	242.5	95.1	337.6	7.4	135.2	103.4	238.5
1978	Dick Crum	5-6-0	3-3	4th	3-3	2-3	0-0	-	-	0-3	3	1	3	18.1	195.6	145.7	341.4	19.8	194.9	136.6	292.1
1979	Dick Crum	8-3-1	3-3	5th	3-2-1	4-1	1-0	15	14	3-1	4	2	3	24.8	223.8	149.6	373.5	13.8	150.5	152.9	303.5
1980	Dick Crum	11-1-0	6-0	1st	7-0	3-1	1-0	10	9	1-1	9	4	6	25.5	270.6	94.6	365.3	11.2	125.5	131.0	256.5
1981	Dick Crum	10-2-0	5-1	2nd	4-2	5-0	1-0	9	8	0-1	7	1	3	31.3	274.5	141.3	415.7	11.2	110.3	185.7	296.0
1982	Dick Crum	8-4-0	3-3	T3rd	6-1	1-3	1-0	18	13	1-2	6	2	3	29.3	261.9	171.5	433.5	12.6	101.1	135.5	236.5
1983	Dick Crum	8-4-0	4-2	2nd	5-1	3-2	0-1	-	-	0-1	5	3	4	30.4	276.9	164.9	441.8	17.1	135.8	160.0	295.8
1984	Dick Crum	5-5-1	3-2-1	3rd	3-2-1	2-3	0-0	-	-	0-1-1	2	1	4	21.3	195.1	177.5	372.5	24.9	176.6	234.5	411.2
1985	Dick Crum	5-6-0	3-4	5th	3-3	2-3	0-0	-	-	0-2	4	0	4	20.4	135.0	191.4	326.4	20.3	159.5	196.2	355.6
1986	Dick Crum	7-4-1	5-2	2nd	4-1	3-2-1	0-1	-	-	0-3-1	4	2	1	25.8	252.5	183.5	436.0	22.6	151.4	235.7	387.1
1987	Dick Crum	5-6-0	3-4	6th	1-4	4-2	0-0	-	-	0-3	4	1	3	19.5	167.0	186.9	353.9	18.8	152.1	187.2	339.3
1988	Mack Brown	1-10-0	1-6	7th	1-5	0-5	0-0	-	-	0-4	2	1	3	19.7	198.5	135.4	333.9	35.5	230.9	231.8	462.7
1989	Mack Brown	1-10-0	0-7	8th	1-5	0-5	0-0	-	-	0-3	2	1	2	12.6	130.1	125.8	255.9	27.0	237.6	175.8	413.4
1990	Mack Brown	6-4-1	3-3-1	5th	4-2-1	2-2	0-0	-	-	0-2-1	1	1	1	20.6	161.9	143.1	305.0	16.9	122.6	206.5	329.1
1991	Mack Brown	7-4-0	3-4	5th	6-1	1-3	0-0	-	-	0-1	3	0	5	25.6	185.9	162.0	347.9	18.1	122.9	194.5	317.4
1992	Mack Brown	9-3-0	5-3	3rd	5-1	3-2	1-0	19	18	2-2	3	2	4	24.4	221.7	176.0	397.7	19.6	149.3	177.3	326.6
1993	Mack Brown	10-3-0	6-2	2nd	6-1	4-1	0-1	21	20	2-2	3	1	4	35.1	253.0	185.0	438.0	19.1	102.5	239.8	322.3
1994	Mack Brown	8-4-0	5-3	T3rd	5-1	3-2	0-1	-	21	1-2	2	1	5	31.2	226.9	180.5	407.5	21.1	115.2	204.1	319.3
1995	Mack Brown	7-5-0	4-4	5th	4-2	2-3	1-0	-	-	2-1	4	1	2	24.0	152.3	244.3	396.6	19.1	118.6	148.7	267.3
1996	Mack Brown	10-2-0	6-2	2nd	5-0	4-2	1-0	10	10	2-2	7	3	5	30.6	118.6	248.9	367.6	10.0	73.9	83.2	225.6
1997	M. Brown/C. Torbush	11-1-0	7-1	2nd	5-1	5-0	1-0	6	4	1-1	6	4	7	27.8	117.1	261.8	378.9	13.0	77.9	131.4	209.3
1998	Carl Torbush	7-5-0	5-3	T4th	3-2	2-3	2-0	-	-	0-2	2	2	6	24.4	130.1	198.6	328.7	24.6	127.6	219.0	346.6
1999	Carl Torbush	3-8-0	2-6	T8th	1-5	1-3	1-0	-	-	0-2	2	1	1	16.9	144.1	132.5	276.6	24.7	190.7	183.3	374.0
2000	Carl Torbush	6-5-0	3-5	T5th	3-3	3-2	0-0	-	-	0-2	2	1	4	24.5	148.5	222.6	371.1	25.8	103.5	224.0	327.5
2001	John Bunting	8-5-0	5-3	3rd	5-1	2-4	1-0	-	-	2-3	2	2	6	26.8	127.5	239.3	366.8	21.8	124.8	180.5	305.3
2002	John Bunting	3-9-0	1-7	8th	0-6	3-3	0-0	-	-	0-3	1	0	1	18.6	102.5	266.6	369.1	35.1	221.2	231.2	452.4
2003	John Bunting	2-10-0	1-7	9th	1-5	1-5	0-0	-	-	0-1	0	0	4	26.4	150.4	243.9	394.3	38.2	227.0	278.2	505.2
2004	John Bunting	6-6-0	5-3	T3rd	4-2	2-3	0-1	-	-	1-6	1	0	3	26.6	176.2	214.4	390.7	31.8	218.4	228.1	446.5
2005	John Bunting	5-6-0	4-4	4thC	4-2	1-4	0-0	-	-	2-4	1	0	1	18.0	101.5	214.3	315.7	26.2	138.2	211.0	349.2
2006	John Bunting	3-9-0	2-6	5thC	2-5	1-4	0-0	-	-	0-5	0	0	0	18.0	113.3	179.7	293.0	30.5	172.8	195.5	368.2
2007	Butch Davis	4-8-0	3-5	4thC	4-2	0-6	0-0	-	-	0-3	0	0	2	21.2	99.2	226.2	325.3	24.5	142.5	207.2	349.8
2008	Butch Davis	*8-5-0	*4-4	T3rdC	5-2	3-2	0-1	-	-	2-0	5	4	5	27.7	122.6	198.8	321.4	27.7	139.4	226.0	365.4
2009	Butch Davis	*8-5-0	*4-4	4thC	5-2	3-2	0-1	-	-	2-1	7	5	2	23.8	132.8	174.9	307.8	17.1	95.6	174.0	269.6

\*UNC vacated all wins in 2008 and 2009 due to NCAA Sanctions. to finish 0-5 in 2008 and 2009.

2010	Butch Davis	8-5-0	4-4	T3rdC	3-3	4-1	1-1	-	-	1-3	7	2	9	25.3	125.7	264.0	389.7	23.2	125.6	212.9	338.5
2011	Everett Withers	7-6-0	3-5	T4thC	6-1	1-4	0-1	-	-	0-3	6	1	2	28.0	138.8	254.4	393.2	24.8	123.9	241.3	365.2
2012	Larry Fedora	*8-4-0	*5-3	T1stC	6-1	2-3	0-0	-	-	0-1	11	2	5	40.0	193.8	291.8	485.6	25.7	142.7	246.9	389.6
* On NCAA Probation, ineligible for post-season.																					
2013	Larry Fedora	7-6-0	4-4	5thC	4-3	2-3	1-0	-	-	0-2	4	2	5	32.7	148.3	277.4	425.7	24.5	182.5	220.7	403.2
2014	Larry Fedora	6-7-0	4-4	T3rdC	4-2	2-4	0-1	-	-	0-1	3	0	0	33.2	151.8	278.0	429.8	39.0	240.5	257.4	497.8



# NC STATE YEAR-BY-YEAR



Year	Coach	W-L	ACC	Finish	Hm	Rd	Nu	Final	Final	Vs.	All-ACC	All-Am	NFL Draft	OFFENSE				DEFENSE			
								AP	Coach					AP	ACC	Pts	Rush	Pass	Total	Pts	Rush
1953	Horace Hendrickson	1-9-0	0-3	7th	1-3	0-6	0-0	-	-	0-2	0	0	1	8.0	98.3	66.8	165.1	26.3	242.4	84.3	326.7
1954	Earle Edwards	2-8-0	0-4	8th	1-3	1-5	0-0	-	-	0-2	0	0	0	10.4	130.9	64.6	195.5	19.3	201.3	81.6	284.9
1955	Earle Edwards	4-5-1	0-2-1	7th	1-3-1	3-1	0-1	-	-	0-0	0	0	1	20.6	177.0	78.9	255.9	19.3	200.4	80.9	281.3
1956	Earle Edwards	3-7-0	2-4	6th	1-3	2-3	0-1	-	-	0-0	0	0	1	9.4	162.4	79.8	242.2	16.9	251.5	53.0	304.5
1957	Earle Edwards	7-1-2	5-0-1	1st	1-1-1	5-0-1	1-0	15	20	0-0-1	2	1	3	15.5	186.8	50.2	237.0	6.7	152.8	83.6	236.4
1958	Earle Edwards	2-7-1	2-5	7th	0-2-1	2-4	0-1	-	-	1-0	2	0	3	12.0	174.6	69.2	243.8	16.0	163.4	105.8	269.2
1959	Earle Edwards	1-9-0	0-6	7th	0-4	0-5	1-0	-	-	0-0	0	0	3	11.7	111.6	128.8	240.4	20.1	168.2	98.0	266.2
1960	Earle Edwards	6-3-1	4-1-1	2nd	3-0	3-3-1	0-0	-	-	0-0	2	1	3	14.8	133.7	118.2	251.9	11.3	171.8	80.2	252.0
1961	Earle Edwards	4-6-0	3-4	T5th	2-1	1-5	1-0	-	-	0-1	2	1	4	12.9	123.7	96.6	220.3	14.9	192.8	78.4	271.2
1962	Earle Edwards	3-6-1	3-4	T4th	1-2	2-3-1	0-1	-	-	0-0	1	0	1	10.8	131.6	90.9	222.5	13.9	140.8	126.4	267.2
1963	Earle Edwards	8-3-0	6-1	T1st	3-0	4-2	1-1	-	-	0-0	3	1	2	17.6	160.8	160.5	341.4	9.1	139.5	89.5	229.0
1964	Earle Edwards	5-5-0	5-2	1st	3-0	2-5	0-0	-	-	0-1	3	0	1	11.9	152.3	74.6	226.9	19.4	190.4	102.5	292.9
1965	Earle Edwards	6-4-0	4-3	T1st	3-1	3-3	0-0	-	-	0-1	5	0	2	13.4	153.9	87.9	241.8	11.0	125.4	129.1	254.5
1966	Earle Edwards	5-5-0	5-2	2nd	3-2	2-2	0-1	-	-	0-2	7	1	4	19.1	168.3	119.1	287.4	16.8	140.9	134.0	274.9
1967	Earle Edwards	9-2-0	5-1	2nd	4-0	4-2	1-0	-	17	1-0	6	3	3	21.4	174.5	103.8	278.3	9.4	132.1	121.2	253.3
1968	Earle Edwards	6-4-0	6-1	1st	3-2	3-2	0-0	-	-	0-0	7	3	3	20.5	211.7	94.3	306.0	18.5	166.0	146.5	312.5
1969	Earle Edwards	3-6-1	3-2-1	2nd	1-3-1	2-3	0-0	-	-	0-2	5	0	1	18.3	188.9	61.7	250.6	20.1	171.5	124.8	296.3
1970	Earle Edwards	3-7-1	2-3-1	5th	2-1-1	0-6	1-0	-	-	0-0	2	0	1	8.2	129.9	68.1	198.0	16.3	202.9	127.8	330.7
1971	Al Michaels	3-8-0	2-4	6th	1-4	2-4	0-0	-	-	0-2	0	0	1	13.4	137.2	109.4	246.5	24.9	238.5	109.3	347.7
1972	Lou Holtz	8-3-1	4-1-1	2nd	5-0-1	2-3	1-0	17	-	1-1	7	0	0	32.7	224.7	207.8	432.5	20.6	180.5	152.5	333.0
1973	Lou Holtz	9-3-0	6-0	1st	5-0	3-3	1-0	16	-	1-2	5	1	4	33.2	272.3	137.6	409.9	21.2	217.6	119.8	337.5
1974	Lou Holtz	9-2-1	4-2	2nd	5-0	4-2	0-0-1	11	9	1-1	4	1	3	26.0	246.6	159.5	406.1	19.1	216.9	129.6	346.5
1975	Lou Holtz	7-4-1	2-2-1	3rd	5-1	2-2-1	0-1	-	-	2-0	7	2	2	22.7	217.9	142.1	360.0	17.9	267.7	70.5	338.2
1976	Bo Rein	3-7-1	2-3	5th	1-4-1	2-3	0-0	-	-	0-1	2	0	0	18.6	232.1	108.5	340.5	23.5	269.5	128.1	397.6
1977	Bo Rein	8-4-0	4-2	3rd	4-3	3-1	1-0	-	19	0-2	3	1	3	21.4	250.4	129.6	380.0	15.2	211.8	111.4	323.2
1978	Bo Rein	9-3-0	4-2	3rd	5-1	3-2	1-0	18	19	1-3	6	2	2	22.7	224.6	104.0	328.6	17.4	168.9	123.2	292.1
1979	Bo Rein	7-4-0	5-1	1st	4-2	3-2	0-0	-	-	0-1	4	2	5	23.5	226.9	108.0	334.9	19.4	206.9	101.3	308.2
1980	Monte Kiffin	6-5-0	3-3	3rd	5-1	1-4	0-0	-	-	0-3	2	0	2	20.2	216.0	115.5	331.5	19.3	153.3	167.7	321.0
1981	Monte Kiffin	4-7-0	2-4	5th	3-4	1-3	0-0	-	-	0-4	4	0	4	16.5	211.2	102.6	313.8	20.3	181.8	127.3	309.1
1982	Monte Kiffin	6-5-0	3-3	T4th	5-1	1-4	0-0	-	-	0-3	1	0	2	18.7	147.9	139.5	287.4	23.3	167.7	176.5	344.3
1983	Tom Reed	3-8-0	1-5	T6th	2-5	1-3	0-0	-	-	0-3	2	1	0	21.5	174.5	203.1	377.5	22.4	165.1	195.9	361.0
1984	Tom Reed	3-8-0	1-5	T6th	2-5	1-3	0-0	-	-	1-1	1	0	2	23.9	191.1	170.2	361.3	28.3	245.5	167.5	412.9
1985	Tom Reed	3-8-0	2-5	T6th	1-5	2-3	0-0	-	-	0-0	1	1	4	16.9	84.5	258.6	343.1	27.7	212.0	166.2	378.2
1986	Dick Sheridan	8-3-1	5-2	T2nd	6-0-1	2-2	0-1	-	-	3-0	4	1	2	27.6	160.0	198.5	358.5	22.6	173.4	228.6	402.0
1987	Dick Sheridan	4-7-0	4-3	T3rd	2-4	2-3	0-0	-	-	1-2	2	0	1	19.3	125.4	171.4	296.7	27.5	174.5	208.7	383.3
1988	Dick Sheridan	8-3-1	4-2-1	3rd	5-1-1	2-2	1-0	-	17	1-1	5	1	2	25.8	149.7	209.4	359.1	12.9	103.6	160.6	264.3
1989	Dick Sheridan	7-5-0	4-3	T4th	5-2	2-2	0-1	-	-	1-1	2	1	2	25.5	149.6	254.4	404.0	19.4	136.6	167.8	304.5
1990	Dick Sheridan	7-5-0	3-4	6th	5-1	1-4	1-0	-	-	1-2	1	1	5	24.3	164.7	162.4	327.1	14.7	109.6	168.0	277.6
1991	Dick Sheridan	9-3-0	5-2	T2nd	6-1	3-1	0-1	24	-	2-3	2	0	4	24.5	163.1	188.7	351.8	16.8	122.6	181.5	304.2
1992	Dick Sheridan	9-3-1	6-2	2nd	5-1	2-2-1	1-1	17	17	3-3	7	2	3	27.1	205.3	189.4	394.8	15.3	164.8	208.5	356.0
1993	Mike O'Cain	7-5-0	4-4	5th	5-1	2-3	0-1	-	-	1-2	4	0	3	24.6	154.2	242.9	397.1	25.9	193.9	220.4	414.3
1994	Mike O'Cain	9-3-0	6-2	2nd	5-1	3-2	1-0	17	17	4-2	3	1	4	25.2	192.0	193.2	385.2	22.8	135.6	189.1	324.0
1995	Mike O'Cain	3-8-0	2-6	7th	1-5	2-3	0-0	-	-	0-3	0	0	0	23.6	143.7	224.3	368.0	32.2	190.6	231.0	421.6
1996	Mike O'Cain	3-8-0	3-5	T6th	2-3	1-4	0-1	-	-	0-4	1	1	1	24.4	140.0	213.1	353.1	36.5	227.4	200.5	427.8
1997	Mike O'Cain	6-5-0	3-5	T6th	4-2	2-3	0-0	-	-	1-4	3	0	2	29.5	178.8	222.5	401.3	24.4	130.9	248.9	379.8
1998	Mike O'Cain	7-5-0	5-3	T4th	5-1	2-2	0-2	-	-	2-2	3	2	2	31.2	133.6	309.2	442.8	27.8	168.0	206.5	374.5
1999	Mike O'Cain	6-6-0	3-5	T5th	4-1	2-4	0-1	-	-	1-3	1	0	2	20.3	113.4	211.4	324.8	25.2	157.3	202.2	359.4
2000	Chuck Amato	8-4-0	4-4	5th	5-1	2-3	1-0	-	-	0-2	3	1	2	31.0	103.8	292.5	396.4	28.0	191.0	184.5	375.5
2001	Chuck Amato	7-5-0	4-4	T4th	3-3	4-1	0-1	-	-	1-3	2	1	2	27.3	111.6	246.5	358.2	20.3	142.0	217.3	359.3
2002	Chuck Amato	11-3-0	5-3	4th	6-1	4-2	1-0	12	11	1-1	9	2	2	32.9	144.1	247.7	391.8	17.0	125.3	175.5	300.8
2003	Chuck Amato	8-5-0	4-4	T4th	6-1	1-4	1-0	-	-	0-2	4	1	2	37.6	100.8	352.3	453.2	29.6	136.9	284.1	421.0
2004	Chuck Amato	5-6-0	3-5	T8th	2-4	2-2	1-0	-	-	0-3	1	0	3	24.0	147.0	202.0	349.0	19.8	102.4	119.0	221.4
2005	Chuck Amato	7-5-0	3-5	4thA	4-3	2-2	1-0	-	-	2-2	3	1	6	20.8	124.4	190.2	314.6	17.7	107.2	191.5	298.7
2006	Chuck Amato	3-9-0	2-6	6thA	3-4	0-5	0-0	-	-	2-1	2	0	3	17.5	119.7	182.3	302.0	21.8	151.5	166.7	318.2
2007	Tom O'Brien	5-7-0	3-5	T5thA	3-4	2-3	0-0	-	-	1-1	0	1	2	20.8	89.2	245.7	334.9	28.2	186.4	207.5	393.9
2008	Tom O'Brien	6-7-0	4-4	T3rdA	4-3	2-3	0-1	-	-	2-1	1	1	2	23.5	123.2	206.0	329.2	26.3	142.2	248.7	390.9
2009	Tom O'Brien	5-7-0	2-6	5thA	5-3	0-4	0-0	-	-	1-2	2	0	2	30.3	120.9	272.9	393.8	31.2	139.1	222.2	361.2
2010	Tom O'Brien	9-4-0	5-3	T2ndA	5-1	3-3	1-0	25	25	2-0	4	2	1	31.8	123.3	281.2	404.5	21.3	114.3	225.1	339.4
2011	Tom O'Brien	8-5-0	4-4	4thA	6-1	1-4	1-0	-	-	1-1	4	1	5	28.2	104.8	240.0	344.8	24.7	131.2	223.7	354.9
2012	Tom O'Brien	7-6-0	4-4	3rdA	5-1	2-3	0-2	-	-	1-1	3	0	3	28.1	111.1	310.1	421.2	25.6	154.8	249.9	404.7
2013	Dave Doeren	3-9-0	0-8	7thA	3-5	0-4	0-0	-	-	0-2	0	0	1	22.8	162.7	240.8	403.5	30.2	180.2	219.2	399.4
2014	Dave Doeren	8-5-0	3-5	5thA	4-3	3-2	1-0	-	-	0-1	1	0	0	30.2	204.5	204.0	408.5	27.0	168.4	204.7	373.1

Year	Coach	W-L	ACC	Finish	Hm	Rd	Nu	Final AP	Final Coach	Vs. AP	All-ACC	All-Am	NFL Draft	OFFENSE				DEFENSE				
														Pts	Rush	Pass	Total	Pts	Rush	Pass	Total	
1953	Lowell P. Dawson.....	3-5-1	-	-	2-2-1	1-3	0-0	-	-	0-3-1	-	0	4	15.9	187.4	53.0	240.4	15.3	139.3	100.2	239.5	
1954	Lowell P. Dawson/.....	4-5	-	-	2-3	2-2	-	-	-	2-3	-	0	6	9.2	161.9	56.9	218.8	20.9	178.8	102.6	281.3	
Tom Hamilton (replaced Dawson after three games)																						
1955	John Michelosen.....	7-4	-	-	4-1	3-2	0-1	11	11	2-3	-	0	6	16.4	205.6	54.9	260.5	11.1	147.0	66.8	213.8	
1956	John Michelosen.....	.7-3-1	-	-	5-0-1	2-2	0-1	13	12	2-2	-	1	8	14.2	219.1	65.1	284.2	10.8	152.3	62.4	214.6	
1957	John Michelosen.....	4-6	-	-	2-3	2-3	0-0	-	-	0-3	-	0	4	13.4	175.4	104.7	280.1	15.7	167.3	82.8	250.1	
1958	John Michelosen.....	5-4-1	-	-	3-1-1	2-3	0-0	-	-	1-1-1	-	1	4	16.3	167.9	135.1	303.3	13.8	91.3	104.8	196.1	
1959	John Michelosen.....	6-4	-	-	4-2	2-2	0-0	20	-	0-4	-	0	0	14.8	179.4	72.2	251.6	16.4	128.9	127.8	256.7	
1960	John Michelosen.....	4-3-3	-	-	2-1-2	2-2-1	0-0	-	-	1-0-1	-	1	8	13.4	159.2	80.1	239.3	7.7	144.9	101.1	246.0	
1961	John Michelosen.....	3-7	-	-	2-4	1-3	0-0	-	-	1-2	-	0	3	14.5	159.6	83.8	243.4	20.9	178.0	126.2	304.2	
1962	John Michelosen.....	5-5	-	-	2-3	3-2	0-0	-	-	2-2	-	0	6	14.2	183.6	74.2	257.8	18.5	137.1	148.0	285.1	
1963	John Michelosen.....	9-1	-	-	5-0	4-1	0-0	4	3	2-1	-	2	5	23.6	230.2	147.0	377.2	13.0	97.0	124.9	221.9	
1964	John Michelosen.....	3-5-2	-	-	2-1-1	1-4-1	0-0	-	-	0-1	-	0	2	15.2	185.5	91.0	276.5	15.4	122.3	87.7	210.0	
1965	John Michelosen.....	3-7	-	-	3-2	0-5	0-0	-	-	0-2	-	0	5	17.3	100.9	206.5	307.4	31.1	212.6	157.5	370.1	
1966	David R. Hart.....	1-9	-	-	1-3	0-6	0-0	-	-	0-2	-	0	1	10.5	73.7	147.6	221.3	32.6	211.3	135.3	346.6	
1967	David R. Hart.....	1-9	-	-	0-6	1-3	0-0	-	-	0-3	-	0	2	7.3	88.8	133.5	222.3	29.5	225.0	138.7	363.7	
1968	David R. Hart.....	1-9	-	-	1-4	0-5	0-0	-	-	0-4	-	0	1	9.9	74.4	188.3	262.7	39.3	238.5	199.0	437.5	
1969	Carl A. DePasqua.....	4-6	-	-	2-3	2-3	0-0	-	-	0-4	-	0	2	16.6	155.3	143.8	299.1	28.7	179.8	161.1	340.9	
1970	Carl A. DePasqua.....	5-5	-	-	3-2	2-3	0-0	-	-	0-3	-	0	6	17.9	148.1	154.6	302.7	24.5	223.9	132.2	356.1	
1971	Carl A. DePasqua.....	3-8	-	-	2-3	1-5	0-0	-	-	1-3	-	0	5	19.6	175.0	162.3	337.3	35.3	218.8	146.0	364.8	
1972	Carl A. DePasqua.....	1-10	-	-	1-4	0-6	0-0	-	-	0-4	-	0	2	17.5	144.7	157.0	301.7	31.8	207.2	150.1	357.3	
1973	John Majors.....	6-5-1	-	-	2-3	4-1-1	0-1	-	-	0-3	-	1	3	18.8	217.7	99.4	317.1	17.6	169.9	94.3	264.2	
1974	John Majors.....	7-4	-	-	3-2	4-2	0-0	-	-	0-3	-	2	2	20.6	198.2	115.6	313.8	18.4	226.7	109.8	336.5	
1975	John Majors.....	8-4	-	-	3-2	4-2	1-0	15	T-13	2-2	-	1	2	27.0	275.1	98.5	373.6	13.4	185.2	98.3	283.5	
1976	John Majors.....	12-0	-	-	6-0	5-0	1-0	1	1	3-0	-	2	5	31.8	290.5	113.6	404.1	11.1	114.8	110.2	225.0	
1977	Jackie Sherrill.....	9-2-1	-	-	4-2	3-0-1	2-0	8	7	1-2-1	-	4	8	35.7	199.0	197.3	396.3	11.2	131.1	131.3	262.4	
1978	Jackie Sherrill.....	8-4	-	-	5-0	3-3	0-1	-	-	0-2	-	2	5	21.9	165.7	158.1	323.8	15.6	120.8	130.7	251.5	
1979	Jackie Sherrill.....	11-1	-	-	5-0	5-1	1-0	7	6	3-0	-	1	1	24.3	146.3	214.6	360.9	9.7	105.3	114.1	219.3	
1980	Jackie Sherrill.....	11-1	-	-	5-0	5-1	1-0	2	2	2-1	-	2	12	31.7	144.6	265.4	410.0	10.8	69.4	142.5	212.0	
1981	Jackie Sherrill.....	11-1	-	-	5-1	5-0	1-0	4	2	2-1	-	4	3	32.1	173.5	240.3	413.8	13.3	68.9	155.8	224.8	
1982	Serafino Fazio.....	9-3	-	-	5-1	4-1	0-1	10	9	3-2	-	3	9	25.0	171.0	203.5	374.4	11.6	98.5	146.1	244.1	
1983	Serafino Fazio.....	8-3-1	-	-	4-0-1	4-2	0-1	18	19	1-2	-	1	6	24.0	195.3	180.9	376.3	13.8	123.5	166.3	289.8	
1984	Serafino Fazio.....	3-7-1	-	-	2-3-1	1-4	0-0	-	-	0-3	-	1	5	16.2	157.8	161.2	319.0	22.4	140.6	202.2	342.8	
1985	Serafino Fazio.....	5-5-1	-	-	3-3	2-2-1	0-0	-	-	0-2	-	0	2	18.4	202.4	129.2	331.6	17.0	103.3	207.6	310.9	
1986	Mike Gottfried.....	5-5-1	-	-	3-3	2-2-1	0-0	-	-	0-2	-	2	4	23.0	131.6	240.1	371.8	19.0	93.4	183.6	276.9	
1987	Mike Gottfried.....	8-4	-	-	4-3	4-0	0-1	-	-	2-1	-	2	7	19.2	197.8	143.2	341.0	12.2	117.2	136.8	253.9	
1988	Mike Gottfried.....	6-5	-	-	5-2	1-3	0-0	-	-	1-3	-	2	6	27.3	253.1	161.2	419.4	16.6	135.3	118.9	254.2	
1989	Mike Gottfried/.....	8-3-1	-	-	4-2	2-1-1	2-0	17	19	2-3-1	-	1	7	27.8	179.8	242.6	422.3	22.3	135.2	196.8	332.0	
Paul Hackett (replaced Gottfried for bowl game)																						
1990	Paul Hackett.....	3-7-1	-	-	3-4	0-3-1	0-0	-	-	0-4	-	1	4	21.8	139.2	233.3	372.5	26.6	203.3	194.4	397.6	
Joined BIG EAST in 1991-----																						
1991	Paul Hackett.....	6-5-0	3-2	4th	4-2	2-3	0-0	-	-	0-4	8	0	6	22.2	139.8	255.4	395.2	21.9	172.4	184.5	356.8	
1992	Paul Hackett/.....	3-9-0	1-3	6th	2-4	1-5	0-0	-	-	0-3	3	0	1	24.1	162.2	290.2	452.3	35.8	219.4	191.6	411.0	
Sal Sunseri (replaced Hackett for last game)																						
1993	John Majors.....	3-8-0	2-5	6th	0-6	3-2	0-0	-	-	0-7	5	0	0	15.3	128.2	128.3	256.5	33.0	239.9	234.8	474.4	
1994	John Majors.....	3-8-0	2-5	7th	3-3	0-5	0-0	-	-	0-5	4	1	3	22.4	172.8	208.6	381.5	27.9	172.4	243.6	416.0	
1995	John Majors.....	2-9-0	0-7	8th	2-4	0-5	0-0	-	-	0-3	5	0	3	19.7	117.0	201.5	318.5	30.8	158.5	250.0	408.5	
1996	John Majors.....	4-7-0	3-4	5th	4-2	0-5	0-0	-	-	0-3	1	0	0	19.4	139.1	145.5	284.6	39.1	234.1	223.5	457.5	
1997	Walt Harris.....	6-6-0	4-3	T-3rd	3-2	3-3	0-1	-	-	2-3	7	0	0	27.8	148.5	254.8	403.4	29.5	163.8	256.4	420.2	
1998	Walt Harris.....	2-9-0	0-7	8th	2-5	0-4	0-0	-	-	0-4	3	0	0	21.3	115.8	206.0	321.8	30.4	146.4	201.9	348.3	
1999	Walt Harris.....	5-6-0	2-5	T-6th	4-3	1-3	0-0	-	-	0-4	6	0	1	25.5	119.6	240.4	360.0	25.3	142.8	255.7	398.5	
2000	Walt Harris.....	7-5-0	4-3	T-3rd	5-1	2-3	0-1	-	-	0-2	5	1	1	24.7	129.6	269.5	399.1	20.6	99.7	226.0	325.7	
2001	Walt Harris.....	7-5-0	4-3	T-3rd	3-3	3-2	1-0	-	-	1-1	4	0	3	24.7	123.4	221.3	344.6	20.4	118.8	165.8	284.6	
2002	Walt Harris.....	9-4-0	5-2	3rd	5-2	3-2	1-0	19	18	1-4	8	0	3	25.5	143.1	215.1	358.2	17.8	117.5	178.5	296.0	
2003	Walt Harris.....	8-5-0	5-2	3rd	4-2	4-2	0-1	-	-	1-1	5	1	6	29.9	117.5	288.2	405.7	23.9	185.0	217.6	402.6	
2004	Walt Harris.....	8-4-0	4-2	T-1st	5-1	3-2	0-1	25	-	2-1	10	0	1	27.1	97.8	260.1	357.8	24.0	140.2	255.2	395.4	
2005	Dave Wannstedt.....	5-6-0	4-3	T-3rd	5-1	0-5	0-0	-	-	0-2	8	0	2	24.3	116.8	219.0	335.8	22.1	185.2	152.8	338.0	
2006	Dave Wannstedt.....	6-6-0	2-5	6th	3-4	3-2	0-0	-	-	0-3	5	1	3	31.8	123.0	249.2	372.2	22.8	181.2	181.8	363.1	
2007	Dave Wannstedt.....	5-7-0	3-4	T-5th	4-3	1-4	0-0	-	-	2-0	4	0	3	22.8	141.4	178.1	319.5	24.3	130.4	167.2	297.7	
2008	Dave Wannstedt.....	9-4-0	5-2	T-2nd	4-2	5-1	0-1	-	-	1-2	7	1	4	27.1	139.1	203.4	342.5	21.5	124.2	193.0	317.2	
2009	Dave Wannstedt.....	10-3-0	5-2	T-2nd	6-1	3-2	1-0	15	15	0-1	14	1	2	32.1	180.3	211.3	391.6	19.8	106.3	213.0	319.3	
2010	Dave Wannstedt/.....	8-5-0	5-2	T-1st	4-																	



# SYRACUSE YEAR-BY-YEAR



Year	Coach	W-L	Hm	Rd	Neu.	Final	Final	Vs.	All-ACC	All-Am,	NFL Draft	OFFENSE				DEFENSE						
						AP	Coach					AP	ACC	Am,	Pts	Rush	Pass	Total	Pts	Rush	Pass	Total
1953	Ben Schwartzwalder	5-3-1	3-0-1	2-3	0-0	-	-	0-1	-	1	7	21.8	168.2	146.6	314.8	11	102.2	94.3	196.5			
1954	Ben Schwartzwalder	4-4	3-1	1-3	0-0	-	-	0-1	-		6	16.8	230.1	37.6	267.7	18.3	121.4	82.4	229.3			
1955	Ben Schwartzwalder	5-3	2-2	3-1	0-0	-	-	3-1	-		1	22.5	181.8	68.6	250.5	16.2	159.3	66.6	226.2			
1956	Ben Schwartzwalder	7-2	5-0	2-1	0-1	8	-	3-2	-	1	1	22.5	248.6	66.3	315	9.8	150.3	107.8	258.2			
1957	Ben Schwartzwalder	5-3-1	2-2-1	3-1	0-0	-	-	-	-		4	20.3	175.3	121.7	297.1	10.7	123	134.2	257.2			
1958	Ben Schwartzwalder	8-2	5-0	3-1	0-1	9	-	1-1	-	1	6	26.4	221.8	102.8	324.7	5.9	94.3	113.1	207.4			
1959	Ben Schwartzwalder	11-0	5-0	5-0	1-0	1	-	3-1	-	3	6	35.4	313.6	137.9	451.5	5.3	21.4	85.4	106.8			
1960	Ben Schwartzwalder	7-2	3-1	4-1	0-0	19	-	2-0	-	1	4	22.5	256.5	71.1	327.6	8.2	115.8	57.3	173.2			
1961	Ben Schwartzwalder	8-3	4-0	3-0	1-0	14	-	1-2	-	1	7	23	208.4	114.3	322.7	10.6	137.4	103.6	241			
1962	Ben Schwartzwalder	5-5	3-1	2-4	0-0	-	-	1-1	-		6	19.5	211.1	66.4	277.5	11	106.3	82.6	188.9			
1963	Ben Schwartzwalder	8-2	6-0	2-2	0-0	-	-	0-1	-		4	25.5	223.1	97.6	320.7	10.1	93.8	129.9	223.7			
1964	Ben Schwartzwalder	7-4	4-0	3-3	0-0	-	-	1-2	-	2	6	23.1	251.0	57.5	308.5	13.1	86.1	99.8	185.9			
1965	Ben Schwartzwalder	7-3	3-2	3-1	1-0	-	-	-	-	3	3	27.3	239.0	59.4	298.4	14.6	133.2	118.9	252.1			
1966	Ben Schwartzwalder	8-3	4-1	4-1	0-1	-	-	0-2	-	3	3	23	197.2	92.5	289.7	12.5	73.8	143.4	192.1			
1967	Ben Schwartzwalder	8-2	4-1	4-1	0-0	-	-	1-0	-	1	1	21	229.8	123	352.8	12.7	54.8	137.3	192.1			
1968	Ben Schwartzwalder	6-4	5-0	1-4	0-0	-	-	1-2	-	1	1	25.2	201.8	152	353.8	15.4	107.8	127.6	235.4			
1969	Ben Schwartzwalder	5-5	2-3	3-2	0-0	-	-	0-2	-		1	16.9	196.4	113.8	310.2	12.6	115.4	108.2	223.6			
1970	Ben Schwartzwalder	6-4	4-1	2-3	0-0	-	-	1-1	-	1	2	24.8	196.8	87.1	283.9	20.8	137.7	158.7	296.4			
1971	Ben Schwartzwalder	5-5-1	2-3-1	3-3	0-0	-	-	0-1	-	1	1	17.9	174.5	122	296.5	16.2	149.8	139.3	289.1			
1972	Ben Schwartzwalder	5-6	5-1	0-5	0-0	-	-	0-1	-		3	12.8	190.1	98.9	289.1	20.8	139.1	146.5	228.4			
1973	Ben Schwartzwalder	2-9	1-6	1-3	0-0	-	-	0-1	-		3	11.7	168.1	100.4	268.5	26.1	206.7	128.5	335.2			
1974	Frank Maloney	2-9	2-4	0-5	0-0	-	-	0-2	-		2	11	155.9	85.8	241.7	11.5	270.9	123.8	394.7			
1975	Frank Maloney	6-5	4-2	2-3	0-0	-	-	1-1	-	1		15.8	167.5	102.9	270.4	16.5	159.1	142.2	301.4			
1976	Frank Maloney	3-8	3-3	0-5	0-0	-	-	0-2	-		3	14	183.6	74.1	257.7	23.9	255.1	101.5	356.7			
1977	Frank Maloney	6-5	4-2	2-3	0-0	-	-	0-2	-		2	19.8	211.7	135.2	346.9	21.2	180.4	177.2	357.7			
1978	Frank Maloney	3-8	1-4	2-4	0-0	-	-	1-4	-		1	17.4	225.4	60.5	285.9	26.8	203.2	189.9	393.1			
1979	Frank Maloney	7-5	3-2	3-3	1-0	-	-	0-1	-	1	1	24.4	279.2	128.7	407.9	23.8	205.2	153.6	358.9			
1980	Frank Maloney	5-6	4-3	1-3	0-0	-	-	0-3	-		3	18.8	224.1	106.4	330.5	20.1	187.8	167	354.8			
1981	Dick MacPherson	4-6-1	4-2	0-4-1	0-0	-	-	0-2	-	1	2	22.5	185.6	133	318.6	24	183.6	206.3	390			
1982	Dick MacPherson	2-9	1-5	1-4	0-0	-	-	0-3	-	1	3	14.4	162.5	135.3	297.7	22.1	177.2	181.2	358.4			
1983	Dick MacPherson	6-5	5-2	1-3	0-0	-	-	2-2	-		1	16.1	146.8	142	288.8	18.1	154.2	168.1	322.3			
1984	Dick MacPherson	6-5	4-1	2-5	0-0	-	-	1-2	-	1	2	16.1	125.4	125.8	251.1	18.1	125.7	119.3	251.1			
1985	Dick MacPherson	7-5	4-2	3-2	0-1	-	-	0-2	-	1	3	22.1	172.3	174.5	346.7	13.3	99.9	250.1	350			
1986	Dick MacPherson	5-6	3-3	2-3	0-0	-	-	0-1	-		5	21.9	154.1	174.9	329	24.1	123	162.2	285.2			
1987	Dick MacPherson	11-0-1	6-0	5-0	0-0-1	4	-	1-0-1	-	2	3	30.2	211.4	228.9	440.3	12.7	123	162.3	285.3			
1988	Dick MacPherson	10-2	6-0	3-2	1-0	13	-	1-1	-		6	26.5	164.1	194.7	358.8	14.9	161.8	130.8	292.6			
1989	Dick MacPherson	8-4	3-3	2-1	3-0	-	-	0-3	-	1	6	22.2	155.7	241.2	398.2	18.6	172.5	158.1	330.6			
1990	Dick MacPherson	7-4-2	2-1-2	4-2	1-1	-	-	0-2-2	-	2	6	24.1	190.4	206.8	397.2	16.3	154.1	202.3	356.4			
Charter member of the Big East in 1979, begins play in the Big East Football Conference-----																						
1991	Paul Pasqualoni	10-2	5-1	4-1	1-0	11	-	3-1	-	1	3	24.7	365.1	189.7	364.9	15.2	107.8	219.8	327.6			
1992	Paul Pasqualoni	10-2	4-2	5-0	1-0	6	-	3-2	-	1	1	26.1	220.5	213	433.5	15.2	91.5	245.1	336.6			
1993	Paul Pasqualoni	6-4-1	3-2	3-2-1	0-0	-	-	0-2	-	1	2	25.5	152.6	239.9	392.5	26.1	195.6	183.1	378.8			
1994	Paul Pasqualoni	7-4	5-2	2-2	0-0	-	-	1-3	-		2	23.2	200.9	147.9	348.8	23.5	162.2	235.5	397.6			
1995	Paul Pasqualoni	9-3	5-1	3-2	1-0	19	-	2-1	-	2	2	27.8	193.1	186.1	379.2	17.7	149.2	229.3	378.5			
1996	Paul Pasqualoni	9-3	5-2	3-1	1-0	22	-	3-2	-	1	1	33.9	195.3	182.2	337.5	15.9	158.9	226.9	385.5			
1997	Paul Pasqualoni	9-4	5-1	3-2	1-1	21	-	2-2	-	1	2	32.5	201.4	225.8	427.3	14.6	109.8	196.8	290.2			
1998	Paul Pasqualoni	8-4	6-1	2-2	0-1	25	-	3-2	-	1	5	39	220.1	200.8	420.9	22.4	141.8	194.8	336.6			
1999	Paul Pasqualoni	7-5	4-2	2-3	1-0	-	-	0-2	-		3	23.3	164.6	171.2	335.8	20.2	116.7	184.5	301.2			
2000	Paul Pasqualoni	6-5	4-2	2-3	0-0	-	-	0-2	-		2	26.7	207.2	171.0	378.2	19.2	135.8	176.1	311.9			
2001	Paul Pasqualoni	10-3	6-0	4-2	0-1	14	-	2-3	-	1	4	23.6	174.7	154.8	329.4	18.7	170.2	189.0	359.2			
2002	Paul Pasqualoni	4-8	3-3	1-5	0-0	-	-	1-1	-		2	28.9	188.8	187.7	376.4	33.8	171.9	303.8	475.7			
2003	Paul Pasqualoni	6-6	5-2	1-4	0-0	-	-	0-3	-		2	26.6	189.4	180.3	369.8	24.2	138.2	222.2	360.3			
2004	Paul Pasqualoni	6-6	4-1	2-5	0-0	-	-	1-4	-		3	23.9	178.8	170.2	349.0	28.6	186.7	240.2	426.8			
2005	Greg Robinson	1-10	1-5	0-5	0-0	-	-	0-4	-		1	13.8	106.5	150.8	257.4	26.8	187.3	185.5	372.7			
2006	Greg Robinson	4-8	3-3	1-5	0-0	-	-	0-4	-		4	17.4	106.9	157.1	264.0	24.5	207.8	260.9	468.7			
2007	Greg Robinson	1-10	1-6	1-4	0-0	-	-	1-3	-		2	16.4	62.8	229.2	291.9	34.8	207.8	260.9	468.7			
2008	Greg Robinson	3-9	2-4	1-5	0-0	-	-	0-3	-	1		18.1	148.7	121.5	270.2	32.6	189.4	225.1	414.5			
2009	Doug Marrone	4-8	4-4	0-4	0-0	-	-	1-3	-		2	21.1	126.5	203.8	330.4	27.9	101.8	235.2	337.0			
2010	Doug Marrone	8-5	3-4	4-1	1-0	-	-	1-0	-		1	22.1	140.2	182.7	332.8	19.3	136.2	165.3	601.5			
2011	Doug Marrone	5-7	4-3	1-4	0-0	-	-	1-0	-		2	24.2	119.6	248.4	370.7	28.5	128.2	258.2	386.4			
2012	Doug Marrone	8-5	4-2	3-3	1-0	-	-	-	-	1	2	30.0	187.0	289.0	476.0	24.8	144.7	234.2	378.8			
Joined ACC in 2013-----																						
2013	Scott Shafer	7-6	4-4	T3rdA	4-2	2-3	1-1	-	0-2	0	0	2	22.7	194.8	182.0	376.8	25.4	137.4	229.8	367.2		
2014	Scott Shafer	3-9	1-7	T6thA	1-5	2-3	0-1	-	0-4	2	0	0	17.1	145.8	184.1	329.9	24.3	139.2	209.9	349.2		



# VIRGINIA YEAR-BY-YEAR



Year	Coach	W-L	ACC	Finish	Hm	Rd	Final Nu	Final AP	Vs. Coach	All-AP	All-ACC	NFL Am	OFFENSE			DEFENSE					
													Draft	Pts	Rush	Pass	Total	Pts	Rush	Pass	Total
1953	Ned McDonald	1-8-0	---	---	0-4	0-3	1-1	-	-	0-0	0	0	1								
1954	Ned McDonald	3-6-0	0-2	7th	3-2	0-3	0-1	-	-	0-4	0	0	0	12.6	129.8	77.3	207.1	18.0	225.7	88.1	313.8
1955	Ned McDonald	1-9-0	0-4	8th	1-4	0-3	0-2	-	-	0-0	0	0	2	9.6	191.7	47.4	239.1	20.1	164.7	95.9	260.6
1956	Ben Martin	3-7-0	1-4	8th	2-3	1-1	0-3	-	-	0-3	2	0	2	9.2	147.5	91.9	239.4	16.7	182.0	88.3	270.3
1957	Ben Martin	3-6-1	2-4	6th	0-4	2-2-1	1-0	-	-	0-2	1	1	4	11.7	154.6	93.8	238.4	16.4	213.4	74.8	298.3
1958	Dick Voris	1-9-0	1-5	8th	1-3	0-4	0-2	-	-	0-3	0	0	0	8.9	99.0	138.6	237.6	30.1	245.6	141.4	387.0
1959	Dick Voris	0-10-0	0-5	8th	0-4	0-4	0-2	-	-	0-2	0	0	1	8.0	93.3	116.8	210.1	39.3	277.4	138.3	415.7
1960	Dick Voris	0-10-0	0-6	6th	0-4	0-4	0-2	-	-	0-2	0	0	0	10.3	184.0	89.9	273.9	33.2	253.2	101.8	355.0
1961	Bill Elias	4-6-0	2-4	8th	3-1	0-3	1-2	-	-	0-0	0	0	3	12.3	136.3	80.7	217.0	19.0	149.8	139.6	289.4
1962	Bill Elias	5-5-0	1-4	7th	4-1	1-3	0-1	-	-	0-0	0	0	1	19.4	153.4	125.6	279.0	16.7	152.0	103.4	255.4
1963	Bill Elias	2-7-1	0-5-1	8th	1-2-1	0-3	1-2	-	-	0-0	0	0	1	7.6	104.1	63.9	168.0	16.9	176.5	110.1	286.6
1964	Bill Elias	5-5-0	1-5	8th	3-3	1-2	1-0	-	-	0-0	1	0	2	16.3	148.5	164.2	312.7	21.4	210.2	110.8	321.0
1965	George Blackburn	4-6-0	2-4	7th	1-4	2-2	1-0	-	-	0-0	0	0	2	17.0	117.8	187.9	305.7	18.9	186.2	107.8	294.0
1966	George Blackburn	4-6-0	3-3	T3rd	3-2	1-4	0-0	-	-	0-1	2	0	5	21.4	147.9	160.4	308.3	23.5	199.7	136.1	335.8
1967	George Blackburn	5-5-0	3-3	4th	2-3	3-2	0-0	-	-	0-1	2	0	1	17.2	209.9	101.3	311.2	16.9	164.4	91.8	256.2
1968	George Blackburn	7-3-0	3-2	3rd	4-1	3-2	0-0	-	-	0-1	4	0	5	32.9	280.0	159.4	439.4	22.2	124.2	192.6	316.8
1969	George Blackburn	3-7-0	1-5	8th	1-4	1-3	1-0	-	-	0-0	0	0	0	11.5	174.5	125.8	300.3	17.0	128.5	107.3	235.8
1970	George Blackburn	5-6-0	0-6	8th	4-2	1-4	0-0	-	-	0-0	1	0	1	21.8	170.3	163.4	333.6	17.0	137.6	128.8	266.5
1971	Don Lawrence	3-8-0	2-3	T3rd	1-4	2-3	0-1	-	-	0-2	1	0	1	12.2	145.5	134.0	279.5	24.7	192.0	133.8	325.8
1972	Don Lawrence	4-7-0	1-5	T6th	2-3	2-4	0-0	-	-	0-1	1	0	1	18.1	144.3	182.8	327.1	25.1	185.3	150.5	344.9
1973	Don Lawrence	4-7-0	3-3	4th	4-1	0-6	0-0	-	-	0-2	3	0	3	18.1	212.5	158.3	370.7	27.3	258.5	160.2	418.7
1974	Sonny Randle	4-7-0	1-5	6th	3-2	1-5	0-0	-	-	0-2	1	0	2	18.8	178.2	164.8	343.0	21.7	238.0	134.7	372.7
1975	Sonny Randle	1-10-0	0-5	7th	1-5	0-5	0-0	-	-	0-1	1	0	2	15.9	186.0	157.5	343.5	38.9	378.0	131.9	509.9
1976	Dick Bestwick	2-9-0	1-4	6th	1-4	1-4	0-1	-	-	0-1	0	0	1	9.6	113.9	113.9	227.8	24.2	310.8	105.5	416.4
1977	Dick Bestwick	1-9-1	1-5	6th	1-4	0-5-1	0-0	-	-	0-2	1	0	1	5.1	98.4	84.5	182.8	25.5	253.4	135.3	388.6
1978	Dick Bestwick	2-9-0	0-6	7th	1-5	1-4	0-0	-	-	0-1	1	1	1	12.6	161.1	108.8	269.9	21.5	247.9	151.1	399.0
1979	Dick Bestwick	6-5-0	2-4	6th	5-1	1-4	0-0	-	-	0-2	3	0	2	23.5	220.6	111.0	331.6	12.2	199.2	88.5	287.7
1980	Dick Bestwick	4-7-0	2-4	T4th	1-4	3-3	0-0	-	-	0-1	2	0	1	13.1	126.9	134.9	261.8	23.5	202.5	140.2	342.6
1981	Dick Bestwick	1-10-1	0-6	7th	1-5	0-5	0-0	-	-	0-2	1	0	2	11.5	116.7	164.9	281.6	23.7	201.3	183.2	384.5
1982	George Welsh	2-9-0	1-5	6th	2-4	0-5	0-0	-	-	0-1	1	0	0	18.9	158.2	173.1	331.3	29.1	205.4	180.7	386.1
1983	George Welsh	6-5-0	3-3	T4th	5-1	1-4	0-0	-	-	1-1	2	0	2	22.9	217.3	179.1	396.4	25.5	212.6	174.5	387.1
1984	George Welsh	8-2-2	3-1-2	2nd	3-2-1	4-0-1	1-0	20	17	1-2-1	5	2	3	27.1	231.1	158.6	389.7	19.0	161.3	187.4	348.6
1985	George Welsh	6-5-0	4-3	T3rd	4-2	2-3	0-0	-	-	0-0	4	1	3	23.8	246.6	123.1	369.7	19.7	183.6	158.0	341.6
1986	George Welsh	3-8-0	2-5	T6th	2-4	1-4	0-0	-	-	1-1	0	0	1	18.0	159.4	211.9	371.3	28.6	246.9	168.9	415.8
1987	George Welsh	8-4-0	5-2	2nd	5-0	2-4	1-0	-	-	0-2	5	0	1	24.5	169.4	222.0	391.4	23.6	188.6	197.8	386.5
1988	George Welsh	7-4-0	5-2	2nd	4-2	3-2	0-0	-	-	0-2	2	0	3	22.8	156.2	196.2	352.4	22.2	136.9	229.0	365.9
1989	George Welsh	10-3-0	6-1	T1st	6-0	4-1	0-2	18	15	2-3	4	2	3	29.2	216.2	195.2	411.3	20.0	169.8	192.4	360.5
1990	George Welsh	8-4-0	5-2	T2nd	4-2	4-1	0-1	23	15	1-2	6	2	4	40.2	257.4	244.1	501.5	18.5	138.2	207.5	345.6
1991	George Welsh	8-3-1	4-2-1	4th	7-0	1-2-1	0-1	-	-	1-1-1	4	2	3	28.5	187.6	212.1	399.6	10.8	186.0	137.5	323.5
1992	George Welsh	7-4-0	4-4	T4th	3-3	4-1	0-0	-	-	1-3	1	1	4	31.0	235.4	166.1	401.5	20.8	184.7	169.2	353.9
1993	George Welsh	7-5-0	5-3	T3rd	5-1	2-3	0-1	-	-	1-2	4	1	2	27.6	200.2	216.6	416.8	16.9	142.7	183.4	326.1
1994	George Welsh	9-3-0	5-3	T3rd	4-1	4-2	1-0	15	13	2-2	2	1	3	31.8	187.0	217.6	404.6	16.8	63.6	246.5	310.2
1995	George Welsh	9-4-0	7-1	T1st	5-1	3-3	1-0	16	16	2-3	6	5	1	28.7	173.3	226.6	399.9	20.3	109.2	257.0	366.2
1996	George Welsh	7-5-0	5-3	4th	5-1	2-3	0-1	-	-	2-3	6	5	6	29.1	193.7	190.8	384.5	15.6	108.0	187.5	295.5
1997	George Welsh	7-4-0	5-3	T3rd	5-2	2-2	0-0	-	-	0-3	2	1	2	25.2	117.9	232.1	350.0	22.0	114.0	210.9	324.9
1998	George Welsh	9-3-0	6-2	3rd	5-0	4-2	0-1	18	18	2-3	7	3	6	29.5	213.1	213.5	426.6	19.3	118.5	214.7	333.3
1999	George Welsh	7-5-0	5-3	T2nd	3-3	4-1	0-1	-	-	2-2	3	3	4	29.5	191.5	211.0	402.5	27.5	166.5	228.1	394.6
2000	George Welsh	6-6-0	5-3	4th	4-2	2-3	0-1	-	-	0-5	1	0	1	20.7	163.7	195.5	359.2	23.2	184.5	237.5	421.9
2001	Al Groh	5-7-0	3-5	T7th	4-3	1-4	0-0	-	-	2-4	1	1	3	20.8	106.0	239.0	345.0	27.6	202.8	227.8	430.6
2002	Al Groh	9-5-0	6-2	T2nd	6-1	2-4	1-0	22	25	4-3	6	0	2	28.7	126.9	230.1	357.1	24.9	208.9	215.7	424.6
2003	Al Groh	8-5-0	4-4	T4th	5-1	2-4	1-0	-	-	1-1	1	2	1	28.0	130.2	255.7	385.9	20.4	161.7	223.0	384.7
2004	Al Groh	8-4-0	5-3	T3rd	5-1	3-2	0-1	23	23	0-4	5	3	7	30.2	242.8	180.6	423.4	17.7	118.1	194.8	312.8
2005	Al Groh	7-5-0	3-5	5thC	5-1	1-4	1-0	-	-	2-3	3	1	5	26.7	142.6	223.7	366.2	23.2	151.2	224.6	375.8
2006	Al Groh	5-7-0	4-4	3rdC	4-2	1-5	0-0	-	-	0-1	0	0	1	15.1	99.9	157.2	257.2	17.8	119.3	170.2	289.5
2007	Al Groh	9-4-0	6-2	2ndC	5-1	4-2	0-1	-	-	1-1	2	1	3	24.4	135.6	194.8	330.4	19.7	106.9	225.5	332.5
2008	Al Groh	5-7-0	3-5	5thC	4-3	1-4	0-0	-	-	2-1	4	2	4	16.1	96.6	203.2	299.8	21.7	149.6	183.7	333.2
2009	Al Groh	3-9-0	2-6	6thC	1-6	2-3	0-0	-	-	0-4	2	1	1	19.3	99.1	170.5	269.6	26.3	173.8	184.6	358.4
2010	Mike London	4-8-0	1-7	T5thC	4-3	0-5	0-0	-	-	1-2	2	1	1	25.3	139.3	265.5	404.8	28.2	203.7	192.4	396.1
2011	Mike London	8-5-0	5-3	T2ndC	4-3	4-1	0-1	-	-	2-1	5	2	1	23.2	162.1	237.7	399.8	23.8	139.5	212.2	351.7
2012	Mike London	4-8-0	2-6	6thC	3-4	1-4	0-0	-	-	0-1	2	0	1	22.8	128.5	268.0	396.5	28.9	144.9	208.4	353.3
2013	Mike London	2-10-0	0-8	7thC	2-6	0-4	0-0	-	-	0-2	1	1	3	19.8	156.6	211.8	368.4	33.2	170.7	232.9	403.6
2014	Mike London	5-7-0	3-5	T5thC	5-2	0-5	0-0	-	-	1-3	9	0	2	25.8	137.8	236.4	374.2	24.1	120.7	232.5	353.2



# VIRGINIA TECH YEAR-BY-YEAR



Year	Coach	W-L	ACC	Finish	Hm	Rd	Nu	Final		Vs. AP	All-ACC	All-Am	NFL Draft	OFFENSE				DEFENSE				
								AP	Coach					Pts	Rush	Pass	Total	Pts	Rush	Pass	Total	
1953	Frank O. Moseley.....	5-5	3-3	T5th	2-0	1-3	2-2	-	-	0-1	2	0	1	14.2	186.8	78.0	264.8	12.4	165.6	84.0	249.6	
1954	Frank O. Moseley.....	8-0-1	3-0-1	3rd	2-0-1	3-0	3-0	16	-	0-0	4	0	5	22.0	231.0	59.2	290.2	8.3	137.9	81.3	219.2	
1955	Frank O. Moseley.....	6-3-1	2-1-1	2nd	0-1-1	3-1	3-1	-	-	0-0	4	0	0	19.1	190.1	64.3	254.4	13.3	149.4	67.0	216.4	
1956	Frank O. Moseley.....	7-2-1	3-0	2nd	1-0-1	2-2	4-0	-	-	1-1	4	0	3	26.4	283.5	72.4	355.9	9.8	151.6	79.0	230.6	
1957	Frank O. Moseley.....	4-6	1-3	T7th	2-0	2-3	0-3	-	-	0-2	3	0	1	11.4	178.7	79.0	257.7	14.8	162.3	48.5	210.8	
1958	Frank O. Moseley.....	5-4-1	3-1	2nd	2-0	0-2-1	3-2	-	-	0-0	4	1	1	16.5	151.9	112.4	264.3	19.6	196.8	72.9	269.7	
1959	Frank O. Moseley.....	6-4	3-1	3rd	1-1	3-1	2-2	-	-	0-0	4	1	1	22.2	175.5	125.9	301.4	17.8	170.6	137.3	307.9	
1960	Frank O. Moseley.....	6-4	4-2	T2nd	1-1	2-3	3-0	-	-	0-1	4	0	3	17.3	169.0	57.2	226.2	10.3	152.1	86.7	238.8	
1961	Jerry Claiborne.....	4-5	2-3	7th	2-0	0-4	2-1	-	-	0-0	3	0	0	10.3	154.6	47.4	202.0	12.4	149.3	76.6	225.9	
1962	Jerry Claiborne.....	5-5	2-3	6th	2-0	1-3	2-2	-	-	0-0	2	0	1	13.7	146.6	63.7	210.3	13.7	151.1	77.1	228.2	
1963	Jerry Claiborne.....	8-2	5-0	1st	2-0	4-2	2-0	-	-	0-0	5	0	1	21.6	187.9	74.8	262.7	12.6	166.3	85.5	251.8	
1964	Jerry Claiborne.....	6-4	3-1	2nd	3-1	2-2	1-1	-	-	1-0	4	1	2	22.4	195.0	100.8	295.8	17.8	167.6	133.3	300.9	
1965	Jerry Claiborne.....	7-3	-	-	3-0	2-3	2-0	-	-	0-0	0	0	0	18.8	173.1	104.2	277.3	13.4	140.7	115.2	255.9	
1966	Jerry Claiborne.....	8-2-1	-	-	2-0-1	4-1	2-1	-	-	0-1	-	2	3	23.8	188.5	80.9	269.4	9.0	72.3	139.4	211.7	
1967	Jerry Claiborne.....	7-3	-	-	3-1	4-1	0-1	-	-	0-0	-	1	2	18.3	150.4	66.5	216.9	11.2	72.4	179.7	252.1	
1968	Jerry Claiborne.....	7-4	-	-	3-1	3-1	1-2	-	-	1-2	-	1	2	22.3	184.3	99.1	283.4	13.1	116.6	181.7	298.3	
1969	Jerry Claiborne.....	4-5-1	-	-	0-3-1	1-2	3-0	-	-	0-1	-	0	1	23.4	217.4	105.8	323.2	11.0	129.1	136.9	266.0	
1970	Jerry Claiborne.....	5-6	-	-	3-2	1-3	1-1	-	-	0-0	-	0	1	18.1	177.7	117.1	294.8	20.7	205.5	151.0	356.5	
1971	Charlie Coffey.....	4-7	-	-	2-3	1-4	1-0	-	-	0-1	-	0	0	22.6	129.5	245.0	374.5	24.7	218.5	198.7	417.2	
1972	Charlie Coffey.....	6-4-1	-	-	4-0-1	2-3	0-1	-	-	1-2	-	1	1	27.9	107.2	304.4	411.6	23.0	204.8	161.7	366.5	
1973	Charlie Coffey.....	2-9	-	-	2-3	0-6	0-0	-	-	0-2	-	0	0	20.3	199.6	162.5	362.1	34.5	313.9	153.0	466.9	
1974	Jimmy Sharpe.....	4-7	-	-	1-3	3-3	0-1	-	-	0-0	-	0	2	25.3	266.5	101.4	367.9	23.7	230.3	132.7	363.0	
1975	Jimmy Sharpe.....	8-3	-	-	5-0	2-3	1-0	-	-	0-0	-	0	1	21.6	279.6	61.8	341.4	13.7	162.6	145.8	308.4	
1976	Jimmy Sharpe.....	6-5	-	-	3-2	2-3	1-0	-	-	0-1	-	0	1	20.3	250.6	58.8	309.4	16.0	161.6	140.8	302.4	
1977	Jimmy Sharpe.....	3-7-1	-	-	2-3-1	0-4	1-0	-	-	0-3	-	0	0	15.8	211.0	82.3	293.3	19.1	201.1	144.1	345.2	
1978	Bill Dooley.....	4-7	-	-	3-3	1-4	0-0	-	-	0-1	-	0	0	14.7	236.4	111.3	347.7	20.5	189.5	141.2	330.7	
1979	Bill Dooley.....	5-6	-	-	4-3	1-3	0-0	-	-	0-2	-	0	2	20.3	226.5	138.8	365.3	20.2	199.3	165.8	365.1	
1980	Bill Dooley.....	8-4	-	-	6-0	1-3	1-1	-	-	0-1	-	0	0	21.7	212.0	123.3	335.3	9.9	102.4	115.9	218.3	
1981	Bill Dooley.....	7-4	-	-	5-1	2-3	0-0	-	-	0-2	-	1	1	21.1	198.9	138.0	336.9	11.6	113.5	186.4	299.9	
1982	Bill Dooley.....	7-4	-	-	4-3	2-1	1-0	-	-	0-2	-	0	0	19.2	161.5	152.6	314.1	12.8	49.5	228.7	278.2	
1983	Bill Dooley.....	9-2	-	-	6-1	3-1	0-0	-	-	0-1	-	1	2	27.4	279.0	133.2	412.2	8.3	69.4	186.7	256.1	
1984	Bill Dooley.....	8-4	-	-	4-2	3-1	1-1	-	-	0-0	-	1	5	22.4	196.2	148.2	344.4	11.5	71.5	162.5	234.0	
1985	Bill Dooley.....	6-5	-	-	4-2	2-3	0-0	-	-	1-1	-	0	0	24.9	225.0	152.9	377.9	19.9	111.0	223.7	334.7	
1986	Bill Dooley.....	10-1-1*	-	-	5-1-1	3-0	2-0*	20	-	1-0	-	1	2	23.7	207.8	150.9	358.7	16.7	175.8	190.9	366.7	
1987	Frank Beamer.....	2-9	-	-	2-3	0-6	0-0	-	-	0-2	-	0	3	18.5	136.0	125.7	261.7	27.3	221.3	168.2	389.5	
1988	Frank Beamer.....	3-8	-	-	2-3	1-5	0-0	-	-	0-4	-	0	0	16.0	148.0	147.1	295.1	24.0	139.1	181.7	320.8	
1989	Frank Beamer.....	6-4-1	-	-	4-2	2-2-1	0-0	-	-	1-3	-	0	2	18.5	157.1	143.9	301.0	16.4	83.1	159.7	242.0	
1990	Frank Beamer.....	6-5	-	-	5-1	1-4	0-0	-	25	1-2	-	0	1	22.3	152.1	215.7	367.8	20.6	119.3	231.6	350.9	
* Temple forfeited game because of an ineligible player.																						
Joined BIG EAST in 1991																						
1991	Frank Beamer.....	5-6	-	-	4-1	1-4	0-1	-	-	0-4	4	1	4	25.0	180.0	194.5	374.5	20.8	143.5	213.3	356.8	
1992	Frank Beamer.....	2-8-1	-	-	1-4-1	1-4	0-0	-	-	0-2-1	2	0	0	24.5	205.0	175.2	380.2	25.6	176.2	229.5	405.7	
1993	Frank Beamer.....	9-3	4-3	4th	6-0	2-3	1-0	22	20	2-2	5	1	3	36.4	242.8	201.3	444.1	22.7	132.7	251.0	383.7	
1994	Frank Beamer.....	8-4	5-2	2nd	5-1	3-2	0-1	-	24	0-2	7	0	2	27.6	156.8	198.6	355.4	18.4	131.5	176.8	308.3	
1995	Frank Beamer.....	10-2	6-1	1st	3-2	5-0	2-0	10	9	4-0	11	2	2	29.2	184.3	200.5	384.8	14.1	77.4	104.2	181.6	
1996	Frank Beamer.....	10-2	6-1	T1st	7-0	3-1	0-1	13	12	3-1	12	2	4	31.7	227.6	189.4	417.0	15.3	112.0	204.1	316.1	
1997	Frank Beamer.....	7-5	5-2	2nd	5-1	2-3	0-1	-	-	0-2	9	1	4	29.2	215.3	146.9	362.2	16.8	118.9	208.0	326.9	
1998	Frank Beamer.....	9-3	5-2	T2nd	4-2	4-1	1-0	23	19	1-1	11	2	2	31.2	178.4	138.4	316.8	12.9	102.2	182.7	284.9	
1999	Frank Beamer.....	11-1	7-0	1st	6-0	5-0	0-1	2	3	4-1	15	5	5	41.4	253.9	197.9	451.8	10.5	75.9	171.4	247.3	
2000	Frank Beamer.....	11-1	6-1	2nd	6-0	4-1	1-0	6	6	1-1	12	4	3	40.3	270.5	155.9	426.4	22.6	99.3	224.4	323.6	
2001	Frank Beamer.....	8-4	4-3	T3rd	4-2	4-1	0-1	18	18	0-2	5	3	8	32.6	194.7	179.4	374.1	13.4	71.6	166.3	237.9	
2002	Frank Beamer.....	10-4	3-4	T4th	6-2	3-2	1-0	18	14	3-1	7	2	2	30.6	212.4	159.2	371.6	18.8	121.4	213.6	335.1	
2003	Frank Beamer.....	8-5	4-3	4th	6-1	2-3	0-1	-	-	1-1	8	3	5	35.4	209.3	192.5	401.8	23.0	136.0	231.5	367.5	
Joined Atlantic Coast Conference in 2004																						
2004	Frank Beamer.....	10-3-0	7-1	1st	6-1	4-0	0-2	10	10	3-1	4	2	3	30.8	178.2	187.3	365.5	12.8	115.2	152.8	268.0	
2005	Frank Beamer.....	11-2-0	7-1	1stC	5-1	5-0	1-1	7	7	3-1	5	2	9	33.8	190.7	190.2	380.9	12.9	93.4	154.2	247.6	
2006	Frank Beamer.....	10-3-0	6-2	2ndC	7-1	3-1	0-1	19	18	2-1	3	1	3	25.8	113.4	181.8	295.2	11.0	91.2	128.2	219.5	
2007	Frank Beamer.....	11-3-0	7-1	1stC	6-1	4-1	1-1	9	9	3-3	4	2	8	28.7	133.6	196.9	330.5	16.1	86.6	210.3	296.9	
2008	Frank Beamer.....	10-4-0	5-3	1stC	6-0	2-3	2-1	15	14	3-1	5	2	1	22.1	174.4	129.1	303.4	16.7	104.4	175.0	279.4	
2009	Frank Beamer.....	10-3-0	6-2	2ndC	5-1	4-1	1-1	10	10	2-2	9	3	5	31.8	208.2	183.9	392.1	15.6	128.4	167.1	295.5	
2010	Frank Beamer.....	11-3-0	8-0	1stC	6-1	4-0	1-2	15	16	3-2	11	3	3	33.9	198.7	203.6	402.3	20.6	155.9	205.6	361.5	
2011	Frank Beamer.....	11-3-0	7-1	1stC	5-1	6-0	0-2	21	17	2-3	8	3	3	27.9	186.9	226.1	413.0	17.6	104.1	200.6	304.6	
2012	Frank Beamer.....	7-6-0	4-4	4thC	5-1	1-4	1-1	-	-	0-2	3	0	2	25.1	145.8	230.9	376.8	22.8	134.1	199.1	333.2	
2013	Frank Beamer.....	8-5-0	5-3	T2ndC	4-2	4-1	0-2	-	-	1-2	1	1	3	22.5	119.8	236.2	356.0	19.3	110.9	172.3	283.2	
2014	Frank Beamer.....	7-6-0	3-5	T5thC	3-4	3-2	1-0	-	-	1-1	5	1	2	24.1	147.5	217.4	365.0	20.2	144.8	199.0	343.8	



# WAKE FOREST YEAR-BY-YEAR



Year	Coach	W-L	ACC	Finish	Hm	Rd	Nu	Final	Final	Vs.	All-	All-	NFL	OFFENSE			DEFENSE				
								AP	Coach					AP	ACC	Am	Draft	Pts	Rush	Pass	Total
1953	Tom Rogers	3-6-1	2-3	T3rd	0-2	1-4-1	2-0	-	-	1-1	0	0	0	12.3	117.4	75.4	192.8	15.7	200.3	78.4	278.7
1954	Tom Rogers	2-7-1	1-4-1	6th	2-2	0-3	0-2-1	-	-	0-0-1	1	0	3	12.9	156.9	83.4	245.3	16.5	160.9	97.1	258.0
1955	Tom Rogers	5-4-1	3-3-1	5th	3-0	1-4-1	1-0	-	-	0-3	2	1	4	13.1	94.7	120.1	223.8	15.7	157.5	111.7	269.2
1956	Paul Amen	2-5-3	1-5-1	7th	1-3	1-1-3	0-1	-	-	0-0	1	1	3	9.1	177.4	55.5	232.9	10.2	219.1	49.7	268.8
1957	Paul Amen	0-10-0	0-7	8th	0-5	0-5	0-0	-	-	0-2	0	0	3	6.4	153.9	42.6	196.5	22.5	203.0	93.0	296.0
1958	Paul Amen	3-7-0	2-4	6th	2-1	0-6	1-0	-	-	0-3	0	0	0	12.4	157.0	135.0	292.0	16.3	195.7	108.5	304.2
1959	Paul Amen	6-4-0	4-3	T4th	2-1	3-3	1-0	-	-	0-1	3	0	4	21.8	164.1	149.8	313.9	17.8	204.9	62.1	267.0
1960	Bill Hildebrand	2-8-0	2-5	T6th	0-4	2-4	0-0	-	-	0-2	1	1	4	11.9	100.7	169.2	269.9	21.5	222.8	85.1	307.9
1961	Bill Hildebrand	4-6-0	3-4	T5th	3-1	1-5	0-0	-	-	0-0	1	0	2	10.3	158.7	64.8	223.5	15.9	164.9	98.0	262.9
1962	Bill Hildebrand	0-10-0	0-7	8th	0-5	0-5	0-0	-	-	0-0	0	0	0	6.6	101.4	111.0	212.4	27.8	210.5	95.9	306.4
1963	Bill Hildebrand	1-9-0	1-5	7th	1-3	0-6	0-0	-	-	0-0	0	0	0	3.7	87.6	77.4	165.0	31.8	279.4	125.1	404.5
1964	Bill Tate	5-5-0	4-3	T3rd	2-1	2-4	1-0	-	-	0-0	2	1	1	17.2	182.2	134.4	316.6	17.8	173.4	118.2	291.6
1965	Bill Tate	3-7-0	1-5	7th	2-1	0-5	0-1	-	-	0-0	1	0	0	8.8	118.1	98.4	216.5	20.4	184.1	121.7	305.8
1966	Bill Tate	3-7-0	2-4	6th	1-3	2-4	0-0	-	-	0-0	3	0	2	9.0	142.4	101.9	244.3	16.2	134.8	144.6	279.4
1967	Bill Tate	4-6-0	3-4	5th	2-1	2-4	0-1	-	-	0-2	2	0	2	17.5	203.5	100.7	304.2	25.6	227.7	155.8	383.5
1968	Bill Tate	2-7-1	2-3	6th	2-2-1	0-5	0-0	-	-	0-1	1	0	1	21.2	176.9	172.1	349.0	22.8	210.2	164.3	374.5
1969	Cal Stoll	3-7-0	2-5	6th	1-3	1-4	0-0	-	-	0-1	2	0	1	12.5	162.9	106.1	269.0	27.9	262.7	116.1	378.8
1970	Cal Stoll	6-5-0	5-1	1st	4-0	2-4	0-1	-	-	0-2	6	1	1	19.1	226.9	77.8	304.7	24.1	196.5	175.4	371.9
1971	Cal Stoll	6-5-0	2-3	T3rd	4-1	2-4	0-0	-	-	0-0	5	0	1	19.8	304.0	30.9	334.9	16.2	167.0	136.8	303.8
1972	Tom Harper	2-9-0	1-5	T6th	1-5	1-4	0-0	-	-	0-1	2	0	1	8.0	150.6	55.0	205.6	30.8	261.5	164.8	426.3
1973	Chuck Mills	1-9-1	0-5-1	7th	1-3-1	0-6	0-0	-	-	0-2	1	1	2	6.6	133.4	68.8	202.2	29.6	277.5	142.9	420.5
1974	Chuck Mills	1-10-0	0-6	7th	1-5	0-5	0-0	-	-	0-4	0	0	0	6.7	115.9	102.2	218.1	31.6	266.2	138.1	404.3
1975	Chuck Mills	3-8-0	3-3	4th	0-5	3-3	0-0	-	-	1-1	2	1	0	20.1	184.0	134.7	318.7	24.0	255.6	128.8	384.5
1976	Chuck Mills	5-6-0	3-3	3rd	2-3	3-3	0-0	-	-	1-2	4	1	2	16.1	155.8	109.4	265.2	18.7	198.3	104.4	302.6
1977	Chuck Mills	1-10-0	0-6	7th	1-4	0-6	0-0	-	-	0-1	3	0	2	10.3	134.5	160.3	294.8	24.5	261.5	105.4	366.9
1978	John Mackovic	1-10-0	1-5	6th	1-4	0-6	0-0	-	-	0-3	0	0	0	9.5	93.4	164.9	258.3	24.9	269.0	144.5	413.5
1979	John Mackovic	8-4-0	4-2	T2nd	5-0	3-3	0-1	-	-	3-1	4	1	1	20.9	162.5	222.6	385.1	22.6	205.3	145.7	351.0
1980	John Mackovic	5-6-0	2-4	T4th	2-4	3-2	0-0	-	-	0-2	3	1	2	22.8	102.3	239.5	341.7	19.4	157.6	182.9	340.5
1981	Al Groh	4-7-0	1-5	6th	1-4	3-3	0-0	-	-	0-2	2	0	2	19.7	81.5	271.5	352.9	33.2	315.7	173.0	488.7
1982	Al Groh	3-8-0	0-6	7th	2-2	1-5	0-1	-	-	0-2	3	0	0	18.2	111.9	226.5	338.4	29.3	250.1	199.2	449.3
1983	Al Groh	4-7-0	1-5	7th	2-4	2-3	0-0	-	-	0-2	0	1	0	23.4	146.1	208.0	354.1	25.5	267.5	143.6	411.1
1984	Al Groh	6-5-0	3-3	4th	3-2	3-3	0-0	-	-	0-0	2	0	2	18.6	181.2	162.8	344.0	21.1	200.8	165.6	366.5
1985	Al Groh	4-7-0	1-6	8th	3-3	1-4	0-0	-	-	0-1	2	0	3	19.3	165.4	202.3	367.6	22.6	160.1	189.4	349.5
1986	Al Groh	5-6-0	2-5	T6th	3-3	2-3	0-0	-	-	0-0	3	1	2	29.5	160.3	241.4	401.6	26.8	205.2	200.2	405.4
1987	Bill Dooley	7-4-0	4-3	T3rd	4-2	3-2	0-0	-	-	0-2	3	0	2	18.3	139.1	174.1	313.2	16.8	163.6	158.0	321.6
1988	Bill Dooley	6-4-1	4-3	T4th	3-2-1	3-2	0-0	-	-	0-2	2	0	3	25.6	175.4	210.2	385.6	21.6	164.5	247.0	411.5
1989	Bill Dooley	2-8-1	1-6	7th	1-4-1	1-4	0-0	-	-	0-2	1	0	1	17.6	154.5	228.9	383.5	29.0	210.3	224.7	435.0
1990	Bill Dooley	3-8-0	0-7	8th	2-4	1-4	0-0	-	-	0-3	1	0	0	22.5	155.3	192.9	348.2	31.9	235.5	175.4	410.8
1991	Bill Dooley	3-8-0	1-6	T7th	2-3	1-5	0-0	-	-	0-1	2	0	0	18.0	126.3	204.5	330.8	27.3	194.1	215.1	409.2
1992	Bill Dooley	8-4-0	4-4	T4th	3-2	4-2	1-0	25	-	0-3	4	2	3	20.6	142.4	201.7	344.1	20.5	191.2	177.8	367.6
1993	Jim Caldwell	2-9-0	1-7	9th	1-5	1-4	0-0	-	-	0-4	1	0	0	18.1	139.1	213.1	352.2	28.9	223.8	224.4	448.2
1994	Jim Caldwell	3-8-0	1-7	8th	2-4	1-4	0-0	-	-	0-2	0	0	0	13.0	93.1	159.9	253.0	33.9	270.7	180.3	451.0
1995	Jim Caldwell	1-10-0	0-8	9th	0-5	1-5	0-0	-	-	0-2	1	0	0	17.3	51.0	279.4	330.4	32.7	193.7	144.6	426.1
1996	Jim Caldwell	3-8-0	1-7	8th	3-3	0-4	0-1	-	-	1-3	0	0	0	13.1	65.1	254.1	319.2	34.0	254.4	131.3	475.9
1997	Jim Caldwell	5-6-0	3-5	T6th	3-2	2-4	0-0	-	-	1-2	0	0	0	22.3	105.7	253.3	359.0	26.2	96.1	264.3	360.4
1998	Jim Caldwell	3-8-0	2-6	T6th	1-5	2-3	0-0	-	-	0-3	1	0	1	21.4	65.4	286.5	351.8	30.5	187.2	213.6	400.8
1999	Jim Caldwell	7-5-0	3-5	T5th	4-2	2-3	1-0	-	-	2-1	1	0	3	22.1	175.7	141.4	317.1	18.7	121.4	199.0	320.4
2000	Jim Caldwell	2-9-0	1-7	8th	1-5	1-4	0-0	-	-	0-2	0	0	0	16.5	150.2	175.8	326.0	32.9	205.5	227.4	432.9
2001	Jim Grobe	6-5-0	3-5	T7th	2-4	4-1	0-0	-	-	0-1	1	1	0	26.5	221.6	168.5	309.2	28.3	140.4	244.9	385.3
2002	Jim Grobe	7-6-0	3-5	7th	4-2	2-4	1-0	-	-	0-3	2	1	3	27.4	241.2	166.9	408.1	25.2	158.2	232.0	390.2
2003	Jim Grobe	5-7-0	3-5	7th	3-4	2-3	0-0	-	-	1-1	3	0	0	27.9	203.2	151.5	354.8	28.9	174.3	279.8	454.2
2004	Jim Grobe	4-7-0	1-7	T9th	3-3	1-4	0-0	-	-	0-2	2	0	1	20.9	206.1	145.2	351.3	23.0	157.9	235.3	393.2
2005	Jim Grobe	4-7-0	3-5	t5thA	3-3	1-4	0-0	-	-	0-3	2	1	1	24.5	197.5	161.3	358.8	28.7	133.5	252.7	386.2
2006	Jim Grobe	11-3-0	6-2	1stA	4-2	6-0	1-1	18	17	2-2	5	2	2	21.6	149.9	157.1	307.0	15.4	105.8	216.7	322.5
2007	Jim Grobe	9-4-0	5-3	T2ndA	5-1	3-3	1-0	-	-	1-2	3	1	3	27.8	143.2	197.2	340.4	22.2	109.4	231.0	340.4
2008	Jim Grobe	8-5-0	4-4	T3rdA	5-2	2-3	1-0	-	-	1-0	3	2	4	21.0	121.4	186.9	308.3	18.3	124.2	172.5	296.7
2009	Jim Grobe	5-7-0	3-5	4thA	4-3	1-4	0-0	-	-	0-2	1	0	2	26.3	131.8	271.6	403.4	26.2	164.3	218.8	383.1
2010	Jim Grobe	3-9-0	1-7	6thA	2-4	1-5	0-0	-	-	0-1	0	0	0	22.8	158.5	143.8	302.3	35.8	192.5	238.2	430.7
2011	Jim Grobe	6-7-0	5-3	T2ndA	4-3	2-3	0-1	-	-	1-2	4	2	4	26.0	114.6	253.2	367.8	27.4	169.8	227.9	397.8
2012	Jim Grobe	5-7-0	3-4	4thA	4-3	1-4	0-0	-	-	0-3	2	0	1	18.5	100.5	200.8	301.3	31.8	166.1	266.8	432.8
2013	Jim Grobe	4-8-0	2-6	6thA	3-3	1-5	0-0	-	-	0-4	1	0	1	18.3	95.3	197.0	292.3	24.1	143.2	223.0	366.2
2014	Dave Clawson	3-9-0	1-7-0	T6thA	3-3	0-6	0-0	-	-	0-2	4	0	1	14.8	39.9	176.3	216.2	26.4	182.7	186.6	369.2



# ACC FOOTBALL CHAMPIONS



Year	Champion	Head Coach	ACC Record	Overall Record	Bowl Teams	Bowl Record
1953	Duke	Bill Murray	4-0	7-2-1	1	0-1
	Maryland	Jim Tatum	3-0	10-1		
1954	Duke	Bill Murray	4-0-0	8-2-1	1	1-0
1955	Maryland	Jim Tatum	4-0	10-1-0	1	0-1
	Duke	Bill Murray	4-0	7-2-1		
1956	Clemson	Frank Howard	4-0-1	7-2-2	1	0-1
1957	NC State	Earle Edwards	5-0-1	7-1-2	1	0-1
1958	Clemson	Frank Howard	5-1	8-3	1	0-1
1959	Clemson	Frank Howard	6-1	9-2	1	1-0
1960	Duke	Bill Murray	5-1	8-3	1	1-0
1961	Duke	Bill Murray	5-1	7-3	0	0-0
1962	Duke	Bill Murray	6-0	8-2	0	0-0
1963	North Carolina	Jim Hickey	6-1	9-2	2	1-1
	NC State	Earle Edwards	6-1	8-3		
1964	NC State	Earle Edwards	5-2	5-5	0	0-0
1965	Clemson	Frank Howard	5-2	5-5	0	0-0
	NC State	Earle Edwards	5-2	6-4		
1966	Clemson	Frank Howard	6-1	6-4	0	0-0
1967	Clemson	Frank Howard	6-0	6-4	1	1-0
1968	NC State	Earle Edwards	6-1	6-4	0	0-0
1969	South Carolina	Paul Dietzel	6-0	7-4	1	0-1
1970	Wake Forest	Cal Stoll	5-1	6-5	1	0-1
1971	North Carolina	Bill Dooley	6-0	9-3	1	0-1
1972	North Carolina	Bill Dooley	6-0	11-1	2	2-0
1973	NC State	Lou Holtz	6-0	9-3	2	1-1
1974	Maryland	Jerry Claiborne	6-0	8-4	3	0-2-1
1975	Maryland	Jerry Claiborne	5-0	9-2-1	2	1-1
1976	Maryland	Jerry Claiborne	5-0	11-1	2	0-2
1977	North Carolina	Bill Dooley	5-0-1	8-3-1	4	2-2
1978	Clemson	Charley Pell	6-0	11-1	2	1-1
1979	NC State	Bo Rein	5-1	7-4	2	1-1
1980	North Carolina	Dick Crum	6-0	11-1	2	1-1
1981	Clemson	Danny Ford	6-0	12-0	2	2-0
1982	Clemson	Danny Ford	6-0	9-1-1	2	1-1
1983	Maryland	Bobby Ross	5-0	8-4	2	0-2
1984	Maryland	Bobby Ross	5-0	9-3	2	2-0
1985	Maryland	Bobby Ross	6-0	9-3	2	1-1
1986	Clemson	Danny Ford	5-1-1	8-2-2	3	1-2
1987	Clemson	Danny Ford	6-1	10-2	2	2-0
1988	Clemson	Danny Ford	6-1	10-2	2	2-0
1989	Virginia	George Welsh	6-1	10-3	4	1-3
	Duke	Steve Spurrier	6-1	8-4		
1990	Georgia Tech	Bobby Ross	6-0-1	11-0-1	5	3-1-1
1991	Clemson	Ken Hatfield	6-0-1	9-2-1	5	2-3
1992	Florida State	Bobby Bowden	8-0	11-1	4	3-1
1993	Florida State	Bobby Bowden	8-0	12-1	5	2-3
1994	Florida State	Bobby Bowden	8-0	10-1-1	5	3-2
1995	Florida State	Bobby Bowden	7-1	10-2	4	3-1
	Virginia	George Welsh	7-1	9-4		
1996	Florida State	Bobby Bowden	8-0	11-1	4	1-3
1997	Florida State	Bobby Bowden	8-0	11-1	4	3-1
1998	Florida State	Bobby Bowden	7-1	11-2	5	2-3
	Georgia Tech	George O'Leary	7-1	10-2		
1999	Florida State	Bobby Bowden	8-0	12-0	5	2-3
2000	Florida State	Bobby Bowden	8-0	11-2	5	1-4
2001	Maryland	Ralph Friedgen	7-1	10-2	6	4-2
2002	Florida State	Bobby Bowden	7-1	9-5	7	4-3
2003	Florida State	Bobby Bowden	7-1	10-3	6	5-1
2004	Virginia Tech	Frank Beamer	7-1	10-3	6	3-3
Year	Title Game Results	Site	Head Coach	Tms	Record	
2005	Florida State 27, Virginia Tech 22	Jacksonville, Fla.	Bobby Bowden	8	5-3	
2006	Wake Forest 9, Georgia Tech 6	Jacksonville, Fla.	Jim Grobe	8	4-4	
2007	Virginia Tech 30, Boston College 16	Jacksonville, Fla.	Frank Beamer	8	2-6	
2008	Virginia Tech 30, Boston College 12	Tampa, Fla.	Frank Beamer	10	4-6	
2009	*Georgia Tech 39, Clemson 34	Tampa, Fla.	Paul Johnson	7	3-4	
	*Tech's 2009 ACC Football title and win over Clemson in the ACC FB Championship Game were vacated due to NCAA Sanctions.					
2010	Virginia Tech 44, Florida State 33	Charlotte, N.C.	Frank Beamer	9	4-5	
2011	Clemson 38, Virginia Tech 10	Charlotte, N.C.	Dabo Swinney	8	2-6	
2012	Florida State 21, Georgia Tech 15	Charlotte, N.C.	Jimbo Fisher	6	4-2	
2013	Florida State 45, Duke 7	Charlotte, N.C.	Jimbo Fisher	11	5-6	
2014	Florida State 37, Georgia Tech 35	Charlotte, N.C.	Jimbo Fisher	12	5-7	

## ACC FOOTBALL TITLES

By Team:

Team	Co-Titles	Outright Titles	Overall Titles
Florida State	2	13	15
Clemson	1	13	14
Maryland	2	7	9
NC State	2	5	7
Duke	3	4	7
North Carolina	1	4	5
Virginia Tech	0	4	4
Virginia	2	0	2
Georgia Tech	1	1	*2
Wake Forest	0	2	2
South Carolina	0	1	1
Boston College	0	0	0
Miami	0	0	0

\*Georgia Tech's 2009 ACC Title vacated due to NCAA sanctions

By Coach: (Boldface denotes current coach)

Coach	Titles
Bobby Bowden, Florida State	12
Frank Howard, Clemson	6
Bill Murray, Duke	6
Earle Edwards, NC State	5
Danny Ford, Clemson	5
Bobby Ross, Maryland & Ga. Tech	4
<b>Frank Beamer, Virginia Tech</b>	4
Jerry Claiborne, Maryland	3
Bill Dooley, North Carolina	3
<b>Jimbo Fisher, Florida State</b>	3
Jim Tatum, Maryland	2
George Welsh, Virginia	2
Dick Crum, North Carolina	1
Paul Dietzel, South Carolina	1
Ralph Friedgen, Maryland	1
<b>Jim Grobe, Wake Forest</b>	1
Ken Hatfield, Clemson	1
Jim Hickey, North Carolina	1
Lou Holtz, NC State	1
George O'Leary, Georgia Tech	1
Charley Pell, Clemson	1
Bo Rein, NC State	1
Steve Spurrier, Duke	1
<b>Dabo Swinney, Clemson</b>	1
Cal Stoll, Wake Forest	1

### 1965

Duke and South Carolina finished the 1965 regular season tied for conference leadership with identical 4-2 league marks before ACC Commissioner Jim Weaver ruled that the Gamecocks had violated league rules in regards to the eligibility of two players and were required to forfeit all conference games in which the two players had participated. Due to the forfeit wins they received, NC State and Clemson, which had both lost to South Carolina, were declared ACC co-champions with 5-2 records in league play.



# ACC HONORS YEAR-BY-YEAR

ACC Coach of the Year	ACC Player of the Year	ACC Rookie of the Year	ACC Offensive Player of the Year	ACC Defensive Player of the Year
2014 Paul Johnson, GT	James Conner, So., RB, UP	Brad Kaaya, QB, MIA	James Conner, RB, UP	Vic Beasley, Sr., DE, CU
2013 David Cutcliffe, DU	Jameis Winston, Fr., QB, FSU	Jameis Winston, QB, FSU	Jameis Winston, QB, FSU	Aaron Donald, Sr., DT, Pitt
2012 David Cutcliffe, DU	Tajh Boyd, Jr., QB, CL	Duke Johnson, RB, MIA	Tajh Boyd, Jr., QB, CL	Bjoern Werner, Jr., DE, FSU
2011 Mike London, UVa	David Wilson, Jr., TB, VT	Sammy Watkins, WR, CL	David Wilson, Jr., TB, VT	Luke Kuechly, Jr., LB, BC
2010 Ralph Friedgen, MD	Tyrod Taylor, Sr., QB, VT	Danny O'Brien, QB, MD	Tyrod Taylor, Sr., QB, VT	Da'Quan Bowers, Jr., DE, CL
2009 Paul Johnson, GT	C.J. Spiller, Sr., RB-KR, CL	Ryan Williams, TB, VT	C. J. Spiller, Sr., RB-KR, CL	Derrick Morgan, Jr., DE, GT
2008 Paul Johnson, GT	Jonathan Dwyer, Jr., AB, GT	Russell Wilson, QB, NCS	Jonathan Dwyer, Jr., AB, GT	Mark Herzlich, Jr., LB, BC
2007 Al Groh, UVa	Matt Ryan, Sr., QB, BC	Josh Adams, RB, WF	Matt Ryan, Sr., QB, BC	Chris Long, Sr., DE, UVa
2006 Jim Grobe, WF	Calvin Johnson, Jr., WR, GT	Riley Skinner, QB, WF	Calvin Johnson, Jr., WR, GT	Gaines Adams, Sr., DE, Clem.
2005 Frank Beamer, VT	Chris Barclay, Sr., TB, WF	James Davis, TB, Clem.	Chris Barclay, Sr., TB, WF	D'Quell Jackson, Sr., LB, Md.
2004 Frank Beamer, VT	Bryan Randall, Sr., QB, VT	Calvin Johnson, WR, GT	Bryan Randall, Sr., QB, VT	Leroy Hill, LB, Sr., Clem.
2003 Tommy Bowden, Clem.	Philip Rivers, Sr., QB, NCS	Reggie Ball, QB, GT	Philip Rivers, Sr., QB, NCS	Darnell Dockett, Sr., DL, FSU
2002 Al Groh, UVa	Matt Schaub, Sr., QB, UVa	T.A. McLendon, RB, NCS	Matt Schaub, Sr., QB, UVa	E.J. Henderson, Sr., LB, Md.
2001 Ralph Friedgen, Md.	E.J. Henderson, Jr., LB, Md.	Chris Rix, QB, FSU	Bruce Perry, Sr., RB, Md.	E.J. Henderson, Jr., LB, Md.
2000 George O'Leary, GT	Chris Weinke, Sr., QB, FSU	Philip Rivers, QB, NCS	Chris Weinke, Sr., QB, FSU	Levar Fisher, Sr., LB, NCS

1999 Tommy Bowden, Clem.	Joe Hamilton, Sr., QB, GT	Koren Robinson, WR, NCS	Joe Hamilton, Sr., QB, GT	Keith Adams, So., LB, Clem.
1998 George O'Leary, GT	Torry Holt, Sr., WR, NCS	Ray Robinson, RB, NCS	Torry Holt, Sr., WR, NCS	Anthony Poindexter, Sr., DB, UVa
1997 Bobby Bowden, FSU	Andre Wadsworth, Sr., DE, FSU	Travis Minor, RB, FSU	Thad Busby, Sr., QB, FSU	Andre Wadsworth, Sr., DE, FSU
1996 Mack Brown, UNC	Tiki Barber, Sr., RB, UVa	Dre' Bly, DB, UNC	Tiki Barber, Sr., RB, UVa	Peter Boulware, Jr., LB, FSU
1995 George Welsh, UVa	Danny Kanell, Sr., QB, FSU	Anthony Simmons, LB, Clem.	Danny Kanell, Sr., QB, FSU	Marcus Jones, DE, Sr., UNC
1994 Fred Goldsmith, Duke	Robert Baldwin, Sr., RB, Duke	Ronde Barber, DB, UVa	Robert Baldwin, Sr., RB, Duke	Derrick Alexander, Jr., DE, FSU
1993 Bobby Bowden, FSU	Charlie Ward, Sr., QB, FSU	Leon Johnson, RB, UNC	Charlie Ward, Sr., QB, FSU	Derrick Brooks, LB, Jr., FSU
1992 Bill Dooley, WF	Charlie Ward, Jr., QB, FSU	Tamarick Vanover, WR, FSU		
1991 George Welsh, UVa	Matt Blundin, Sr., QB, UVa	Jimmy Lincoln, RB, GT		
1990 Bobby Ross, GT	Shawn Moore, Sr., QB, UVa	Ronald Williams, RB, Clem.		

1989 Steve Spurrier, Duke	Clarkston Hines, Sr., WR, Duke	Shawn Jones, QB, GT
1988 Steve Spurrier, Duke	Anthony Dilweg, Sr., QB, Duke	Jesse Campbell, DB, NCS
1987 Bill Dooley, WF	Michael Perry, Sr., DT, Clem.	Terry Allen, RB, Clem.
1986 Dick Sheridan, NCS	Erik Kramer, Sr., QB, NCS	Ray Agnew, DT, NCS
1985 Bill Curry, GT	Barry Word, Sr., RB, UVa	Jerry Mays, RB, GT
1984 George Welsh, UVa	William Perry, Sr., DL, Clem.	John Ford, WR, UVa
1983 George Welsh, UVa	Ben Bennett, Sr., QB, Duke	Cory Collier, RB, GT
1982 Bobby Ross, Md.	Chris Castor, Sr., WR, Duke	Michael Ramseur, RB, WF
1981 Danny Ford, Clem.	Jeff Davis, Sr., LB, Clem.	Joe McIntosh, RB, NCS
1980 Dick Crum, UNC	Lawrence Taylor, Sr., LB, UNC	Ben Bennett, QB, Duke

1979 John Mackovic, WF	Jay Venuto, Jr., QB, WF	Chuck McSwain, RB, Clem.
1978 Charley Pell, Clem.	Steve Fuller, Sr., QB, Clem.	Darrell Nicholson, LB, UNC
1977 Charley Pell, Clem.	Steve Fuller, Jr., QB, Clem.	Amos Lawrence, RB, UNC
1976 Jerry Claiborne, Md.	Mike Voight, Sr., RB, UNC	James McDougald, RB, WF
1975 Jerry Claiborne, Md.	Mike Voight, Jr., RB, UNC	Ted Brown, RB, NCS
1974 Red Parker, Clem.	Randy White, Sr., DT, Md.	
1973 Jerry Claiborne, Md.	Willie Burden, Sr., RB, NCS	
1972 Lou Holtz, NCS	Steve Jones, Sr., RB, Duke	
1971 Bill Dooley, UNC	Ernie Jackson, Sr., DB, Duke	
1970 Cal Stoll, WF	Don McCauley, Sr., B, UNC	

1969 Paul Dietzel, USC	Don McCauley, Jr., B, UNC
1968 George Blackburn, UVa	Frank Quayle, Sr., B, UVa
1967 Earle Edwards, NCS	Buddy Gore, Jr., B, Clem.
1966 Frank Howard, Clem.	Bob Davis, Sr., B, UVa
1965 Earle Edwards, NCS	Danny Talbott, Jr., B, UNC
1964 Bill Tate, WF	Brian Piccolo, Sr., B, WF
1963 Jim Hickey, UNC	Jay Wilkinson, Sr., B, Duke
	Earle Edwards, NCS
1962 Bill Murray, Duke	Billy Gambrell, Sr., B, USC
1961 Bill Elias, UVa	Roman Gabriel, Sr., QB, NCS
1960 Bill Murray, Duke	Roman Gabriel, Sr., QB, NCS

1959 Paul Amen, WF	Mike McGee, Sr., G, Duke
1958 Frank Howard, Clem.	Alex Hawkins, Sr., E, USC
1957 Earle Edwards, NCS	Dick Christy, Sr., B, NCS
1956 Paul Amen, WF	Bill Barnes, Sr., B, WF
1955 Jim Tatum, Md.	Bob Pellegrini, Sr., C, Md.
1954 Bill Murray, Duke	Jerry Barger, Sr., B, Duke
1953 Jim Tatum, Md.	Bernie Faloney, Sr., B, Md.

## ACC Defensive Rookie of the Year

(Began with 2007 Season)

2007--Deunta Williams, DB, UNC
2008--Sean Spence, LB, UM
2009--Luke Kuechly, LB, BC
2010--Xavier Rhodes, CB, FSU
2011--Merrill Noel, CB WF
2012--Ronald Darby, CB, FSU
2013--Kendall Fuller, CB, VT
2014--Quin Blanding, S, VA

## ACC Offensive Rookie of the Year

(Began with 2007 Season)

2007--Josh Adams, RB, WF
2008--Russell Wilson, QB, NCS
2009--Ryan Williams, TB, VT
2010--Danny O'Brien, QB, MD
2011--Sammy Watkins, WR, CL
2012--Duke Johnson, RB, MIA
2013--Jameis Winston, QB, FSU
2014--Brad Kaaya, QB, MIA

ACC OFFENSIVE PLAYER OF THE YEAR	ACC DEFENSIVE PLAYER OF THE YEAR	ACC PLAYER OF THE YEAR
Florida State..... 5	Florida State..... 6	Duke..... 10
Georgia Tech..... 3	Clemson..... 5	Clemson..... 8
Virginia Tech..... 3	Maryland..... 3	NC State..... 7
Clemson..... 2	Boston College..... 2	Virginia..... 7
NC State..... 2	Virginia..... 2	Florida State..... 6
Virginia..... 2	Georgia Tech..... 1	North Carolina..... 6
Duke..... 1	North Carolina..... 1	Maryland..... 4
Boston College..... 1	NC State..... 1	Wake Forest..... 4
Maryland..... 1	Pitt..... 1	Georgia Tech..... 3
Wake Forest..... 1		Virginia Tech..... 3
Pitt..... 1		South Carolina..... 2
		Boston College..... 1
		Pitt..... 1
ACC COACH OF THE YEAR	ACC ROOKIE OF THE YEAR	ACC DEFENSIVE ROOKIE OF THE YEAR
Virginia..... 9	NC State..... 9	Florida State..... 2
Clemson..... 8	Clemson..... 6	Boston College..... 1
Duke..... 8	Georgia Tech..... 6	Miami..... 1
Maryland..... 8	Florida State..... 4	North Carolina..... 1
Wake Forest..... 8	North Carolina..... 4	Pitt..... 1
Georgia Tech..... 7	Wake Forest..... 4	Wake Forest..... 1
NC State..... 6	Virginia..... 2	Virginia..... 1
North Carolina..... 4	Miami..... 2	
Florida State..... 2	Duke..... 1	
Virginia Tech..... 2	Maryland..... 1	
South Carolina..... 1	Virginia Tech..... 1	

# ACC TEAM FOOTBALL RECORDS



## All-Time Record - All Games

Team	Years	Games	Won	Lost	Tied	Pct.
Florida State	1947-2014	789	*512	238	17	.683
Miami	1926-2014	957	596	342	19	.635
Virginia Tech	1892-2014	1209	711	452	46	.611
Clemson	1896-2014	1189	689	455	45	.602
Georgia Tech	1892-2014	1231	#711	471	43	.602
Syracuse	1889-2014	1270	708	513	49	.580
Pitt	1890-2014	1247	696	509	42	.578
Boston College	1893-2014	1152	640	475	37	.574
North Carolina	1888-2014	1253	@668	515	54	.565
Maryland	1892-2013	1226	624	560	43	.527
Virginia	1888-2014	1265	639	576	48	.526
Louisville	..... 2014	932	487	445	17	.523
NC State	1892-2014	1180	569	555	55	.506
Duke	1888-2014	1013	484	498	31	.492
Wake Forest	1888-2014	1098	432	633	33	.406

## ACC Games Only (1953-2014) (Regular Season Only)

Team	Years	Games	Won	Lost	Tied	Pct
Florida State	1992-2014	182	148	34	0	.813
Virginia Tech	2004-2014	80	60	20	0	.750
Clemson	1953-2014	401	260	140	6	.648
Louisville	..... 2014	8	5	3	0	.625
Georgia Tech	1979-2014	232	131	99	2	.565
Boston College	2005-2014	72	38	34	0	.528
Miami	2004-2014	80	41	37	0	.513
Maryland	1953-2013	400	208	188	4	.525
NC State	1953-2014	411	208	199	4	.506
North Carolina	1953-2014	425	216	205	4	.508
South Carolina	1953-1970	122	52	58	4	.474
Pitt	2013-2014	16	7	9	0	.438
Virginia	1954-2014	396	167	225	4	.421
Duke	1953-2014	410	143	258	8	.349
Syracuse	2013-2014	16	5	11	0	.313
Wake Forest	1953-2014	425	131	290	4	.308

\* FSU Vacated 13 wins from 2006-2007 due to NCAA sanctions  
 # GT Vacated 1 win in 2009 due to NCAA sanctions  
 @ UNC vacated 16 wins from 2008-2009 due to NCAA sanctions

## Head Coaches, ACC Titles & Bowl Records

Team	Seasons	AllHC	ACC HC	Co-Titles	Solo Titles	Total Titles	Last Title	Bowl W-L	Total Bowls
Boston College	115	34	4	0	0	0	---	13-12-0	25
Clemson	120	25	9	1	13	14	2011	19-18-0	37
Duke	98	20	11	3	4	7	1989	3-8-0	11
Florida State	68	9	2	2	13	15	2014	27-15-2	44
Georgia Tech	123	12	6	1	1	2	1998	24-19-0	43
Louisville	97	21	1	0	0	0	---	9-9-1	19
Miami	89	21	3	0	0	0	---	19-19-0	38
North Carolina	125	35	11	1	4	5	1980	14-17-0	31
NC State	123	34	12	2	5	7	1979	15-12-1	28
Pitt	124	37	1	0	0	0	---	13-18-0	31
Syracuse	125	28	1	0	0	0	---	15-9-1	25
Virginia	125	39	11	2	0	2	1995	7-11-0	18
Virginia Tech	120	33	1	0	3	3	2011	11-16-0	27
Wake Forest	112	32	12	0	2	2	2006	6-4-0	10

NOTES: Clemson's ACC games in 1983 and 1984 are not counted due to NCAA and ACC probation. Georgia Tech joined the ACC in 1979, but did not become eligible for the title until 1983. Virginia's 1953 season is not counted because the school did not join the ACC until December, 1953. In several instances, games against non-conference opponents were designated as league games. Georgia Tech vacated 2009 ACC Championship due to NCAA sanctions.

## - ACC Series (1953-2014) -

Team	BC	Clem.	Duke	FSU	GT	Lou	Miami	UNC	NCS	Pitt	Syr	UVa	VT	WF
Boston College	•	4-6-0	2-1-0	3-7-0	1-2-0	0-1	2-2-0	0-4-0	7-3-0	13-17-0	19-29-0	3-0-0	5-7-0	7-3-0
Clemson	6-4-0	•	36-13-1	6-17-0	15-18-0	1-0	2-2-0	34-16-1	34-22-0	0-0-0	2-0-0	38-8-1	3-2-0	52-9-1
Duke	1-2-0	13-36-1	•	0-19-0	7-25-0	0-0	1-9-0	19-42-1	21-29-4	1-1-0	1-0-0	29-28-0	1-10-0	33-27-1
Florida State	7-3-0	16-7-0	19-0-0	•	14-2-0	1-0	8-3-0	13-2-0	16-7-0	1-0-0	2-0-0	15-3-0	3-2-0	19-4-0
Georgia Tech	2-1-0	#16-16-0	24-7-0	2-14-0	•	0-0	5-6-0	18-13-1	17-10-0	2-0-0	1-0-0	14-17-1	3-8-0	17-8-0
Louisville	1-0-0	0-1-0	0-0-0	0-1-0	0-0-0	0-0	1-0-0	0-0-0	1-0-0	0-0-0	1-0-0	0-1-0	0-0-0	1-0-0
Miami	2-2-0	2-2-0	9-1-0	3-8-0	6-5-0	0-0	•	6-5-0	2-2-0	1-1-0	0-0-0	5-6-0	4-7-0	5-0-0
North Carolina	4-0-0	16-34-1	42-19-1	2-13-0	13-18-1	0-0	5-7-0	•	34-28-0	2-0-0	0-0-0	33-27-1	2-9-0	34-20-1
NC State	3-7-0	22-34-0	29-21-4	7-15-0	10-18-0	0-1	2-2-0	28-34-0	•	0-0-0	1-1-0	30-17-0	1-3-0	39-22-1
Pitt	1-0-0	0-0-0	1-1-0	0-1-0	0-2-0	0-0	1-1-0	1-1-0	0-0-0	•	2-0-0	1-2-0	2-0-0	0-0-0
Syracuse	1-1-0	0-2-0	0-1-0	0-1-0	0-1-0	0-1	0-0-0	0-0-0	1-1-0	1-1-0	0-1-0	0-0-0	0-0-0	2-0-0
Virginia	0-3-0	8-38-1	28-29-0	3-15-0	17-14-1	1-0	6-5-0	27-33-1	17-30-0	1-1-0	0-0-0	•	0-11-0	32-14-0
Virginia Tech	7-5-0	2-3-0	10-1-0	2-3-0	8-2-0	0-0	7-4-0	9-2-0	3-1-0	1-1-0	0-0-0	11-0-0	•	4-1-0
Wake Forest	3-8-0	9-52-1	27-33-1	4-18-0	8-17-0	0-1	0-5-0	20-35-1	22-39-1	0-0-0	0-2-0	14-32-0	1-4-0	•
Maryland	2-7-0	25-34-2	30-13-0	2-20-0	6-15-0	0-0	2-1-0	27-25-0	29-29-1	0-0-0	0-1-0	34-23-0	1-4-0	41-17-1
South Carolina	0-0-0	8-10-0	5-11-1	0-0-0	0-0-0	6-12-0	0-0-0	7-9-0	5-7-2	0-0-0	0-0-0	10-2-1	0-0-0	11-7-0

#Georgia Tech vacated win over Clemson in 2009 ACC Championship Game due to NCAA sanctions

## - All-Time Series (1888-2014) -

Team	BC	Clem.	Duke	FSU	GT	Lou	Miami	UNC	NCS	Pitt	Syr	UVa	VT	WF
Boston College	•	9-12-2	4-2-0	4-8-0	2-6-0	8-3-0	5-24-0	2-5-0	6-4-0	13-16-0	16-29-0	5-0-0	7-15-0	11-8-2
Clemson	12-9-2	•	36-16-1	8-19-0	#27-49-2	34-26-2	3-6-0	35-19-1	53-28-1	0-1-0	1-1-0	38-8-1	20-12-1	61-17-1
Duke	2-4-0	16-36-1	•	0-19-0	30-50-1	19-31-0	2-9-0	37-58-4	40-36-5	8-10-0	2-0-0	32-33-0	8-13-0	55-37-2
Florida State	8-4-0	19-8-0	19-0-0	•	12-9-1	22-2-0	27-31-0	16-2-1	23-11-0	4-5-0	6-1-0	14-3-0	23-12-1	25-6-1
Georgia Tech	6-2-0	#49-27-2	50-30-1	9-12-1	•	15-6-0	10-9-0	28-18-3	18-10-0	3-5-0	3-0-0	18-17-1	3-8-0	22-8-0
Louisville	0-0-0	0-0-0	0-0-0	0-0-0	•	9-2-1	3-4-0	3-1-0	8-8-0	6-6-0	1-1-0	5-2-0	1-0-0	1-0-0
Miami	24-5-0	6-3-0	9-2-0	31-27-0	9-10-0	8-9-0	•	8-9-0	8-5-1	23-9-1	15-7-0	6-5-0	18-13-0	8-3-0
North Carolina	5-2-0	19-35-1	58-37-4	2-15-1	18-28-3	37-32-1	9-8-0	•	65-32-6	5-3-0	3-2-0	61-53-4	11-19-6	68-35-2
NC State	3-7-0	28-52-1	36-41-5	11-23-0	10-18-0	33-33-4	5-8-1	32-65-6	•	3-5-1	6-1-0	34-22-1	18-26-4	63-38-6
Pitt	16-13-0	1-0-0	10-8-0	5-4-0	5-3-0	3-3-0	9-23-1	3-5-0	5-3-1	•	34-31-3	4-2-0	5-8-0	0-0-0
Syracuse	29-18-0	1-1-0	0-2-0	1-6-0	0-3-0	19-14-2	7-15-0	2-3-0	1-6-0	31-34-2	•	2-2-0	9-8-0	2-1-0
Virginia	0-5-0	8-38-1	33-32-0	3-14-0	17-18-1	32-44-2	5-6-0	53-61-4	22-34-1	2-4-0	2-2-0	•	37-53-5	34-14-0
Virginia Tech	15-7-0	14-18-1	13-8-0	12-23-1	8-3-0	15-16-0	13-18-0	19-11-6	26-18-4	8-5-0	8-9-0	53-37-0	•	24-11-1
Wake Forest	8-11-2	17-61-1	37-55-2	6-25-1	8-22-0	18-43-1	3-8-0	35-68-2	38-63-6	0-0-0	1-2-0	14-34-0	11-24-1	•

The FIRST GAME involving current ACC schools was on October 18, 1888, when Wake Forest defeated North Carolina, 6-4, in Raleigh, N.C. The MOST PLAYED SERIES between ACC schools is 116 games between North Carolina and Virginia. The first game between the Cavaliers and Tar Heels was played in 1892. The longest CONTINUOUS SERIES involving ACC schools is 102 consecutive years between NC State and Wake Forest. The Wolfpack and Demon Deacons have played each year since 1910.



# ACC FOOTBALL RECORDS



## Florida State's Bobby Bowden

### The Winningest Football Coach in ACC History

One of the true legends of the ACC and college football in general, former Florida State Head Coach Bobby Bowden retired after the 2009 season. Bowden left the sidelines after enjoying an unprecedented 44-year coaching career which saw him finish with 377 career victories, the highest total in NCAA history at the FBS level. Bowden's accomplishments are legendary for the Seminoles and include recording the most wins by an ACC coach (173), the most conference wins by an ACC coach (118), the best winning percentage in ACC games (.814) as well as winning twice as many ACC Titles (12) as any other coach. He posted 14 seasons with 10 or more victories, led FSU to 28 consecutive bowl games--14 straight at one point without a loss--and guided the 'Noles to 14 straight Top Five or better finishes as well as to National Championships in 1993 and 1999.

## ACC Coaching Records

(Coaching records include only seasons in the ACC)

### Victories - All Games

1. Bobby Bowden, Florida State.....	173
2. George Welsh, Virginia.....	134
3. Frank Beamer, Virginia Tech.....	106
4. Bill Dooley, North Carolina & Wake Forest.....	98
5. Danny Ford, Clemson.....	96
6. Frank Howard, Clemson.....	96
7. Al Groh, Wake Forest & Virginia.....	85
8. Bill Murray, Duke.....	80
9. Jerry Claiborne, Maryland.....	77
10. Earle Edwards, NC State.....	77
11. Ralph Friedgen, Maryland.....	75
12. Jim Grobe, Wake Forest.....	73
13. Dick Crum, North Carolina.....	72
14. Bobby Ross, Maryland & Georgia Tech.....	70

### Winning Percentage - All Games

1. Jimbo Fisher, Florida State.....	58-11-0.....	.841
2. Bobby Bowden, Florida St.....	173-53-1.....	.764
3. Danny Ford, Clemson.....	96-29-4.....	.760
4. Frank Beamer, Virginia Tech.....	106-40-0.....	.726
5. Lou Holtz, NC State.....	33-12-3.....	.719
6. Ken Hatfield, Clemson.....	32-13-1.....	.707
7. Dabo Swinney, Clemson.....	61-26-0.....	.701
8. Jim Tatum, Md. & UNC.....	41-19-2.....	.677
9. Jerry Claiborne, Maryland.....	72-37-3.....	.656
10. Dick Sheridan, NC State.....	52-29-3.....	.637
11. Dick Crum, North Carolina.....	72-41-3.....	.634

3 Seasons Minimum

### Bowl Game Victories

1. Bobby Bowden, Florida State.....	11
2. Danny Ford, Clemson.....	6
3. Ralph Friedgen, Maryland.....	5
4. Frank Beamer, Virginia Tech.....	5
5. Chuck Amato, NC State.....	4
6. George Welsh, Virginia.....	4
7. Dick Crum, North Carolina.....	4
8. Bobby Ross, Maryland & Georgia Tech.....	4
9. Jimbo Fisher, Florida State.....	4
10. Dabo Swinney, Clemson.....	4
11. Tommy Bowden, Clemson.....	3
12. Mack Brown, North Carolina.....	3
13. Jim Grobe, Wake Forest.....	3
14. Al Groh, Virginia.....	3
15. Tom O'Brien, Boston College & NC State.....	3
16. Chan Gailey, Georgia Tech.....	2
17. Carl Torbush, North Carolina.....	2
18. George O'Leary, Georgia Tech.....	2
19. Dick Sheridan, NC State.....	2
20. Lou Holtz, NC State.....	2
21. Jerry Claiborne, Md.....	2
22. Lou Holtz, NC State.....	2
23. Bo Rein, NC State.....	2

### Total Seasons in ACC

1. George Welsh, Virginia.....	19
2. Bobby Bowden, Florida State.....	18
3. Frank Howard, Clemson.....	17
4. Earle Edwards, NC State.....	17
5. Bill Dooley, North Carolina & Wake Forest.....	17
6. Al Groh, Virginia & Wake Forest.....	15
7. Bill Murray, Duke.....	13
8. Jim Grobe, Wake Forest.....	13
9. Danny Ford, Clemson.....	11
10. Frank Beamer, Virginia Tech.....	11
11. Jerry Claiborne, Maryland.....	10
12. Dick Crum, North Carolina.....	10
13. Bobby Ross, Maryland & Georgia Tech.....	10
14. Mack Brown, North Carolina.....	10
15. Ralph Friedgen, Maryland.....	10

### Victories - ACC Games

1. Bobby Bowden, Florida State.....	118
2. George Welsh, Virginia.....	85
3. Frank Beamer, Virginia Tech.....	68
4. Frank Howard, Clemson.....	66
5. Earle Edwards, NC State.....	55
6. Bill Murray, Duke.....	54
7. Bill Dooley, North Carolina & Wake Forest.....	52
8. Jerry Claiborne, Maryland.....	46
9. Danny Ford, Clemson.....	44
10. Al Groh, Wake Forest & Virginia.....	44
11. Tommy Bowden, Clemson.....	43
12. Mack Brown, North Carolina.....	43
13. Ralph Friedgen, Maryland.....	43

### Winning Percentage - ACC Games

1. Jimbo Fisher, Florida State.....	37-7-0.....	.831
2. Bobby Bowden, Florida State.....	118-27-0.....	.814
3. Jerry Claiborne, Maryland.....	46-11-1.....	.802
4. Dabo Swinney, Clemson.....	41-15-0.....	.732
5. Frank Beamer, Virginia Tech.....	68-25-0.....	.731
6. Bill Murray, Duke.....	54-15-2.....	.725
7. Danny Ford, Clemson.....	44-14-1.....	.754
8. Lou Holtz, NC State.....	16-5-2.....	.739
9. Jim Tatum, Md. & UNC.....	21-9-2.....	.688
10. Frank Howard, Clemson.....	66-30-2.....	.684
11. Bo Rein, NC State.....	15-8-0.....	.652
12. Ken Hatfield, Clemson.....	19-10-1.....	.650
13. Paul Johnson, Georgia Tech.....	37-21-0.....	.638
14. Dick Sheridan, NC State.....	31-18-1.....	.630

3 Seasons Minimum

### Bowl Appearances

1. Bobby Bowden, Florida State.....	18
2. George Welsh, Virginia.....	11
3. Frank Beamer, Virginia Tech.....	11
4. Tommy Bowden, Clemson.....	8
5. Danny Ford, Clemson.....	8
6. Jerry Claiborne, Maryland.....	7
7. Bill Dooley, North Carolina & Wake Forest.....	7
8. Ralph Friedgen, Maryland.....	7
9. Paul Johnson, Georgia Tech.....	7
10. Dabo Swinney, Clemson.....	7
11. Dick Crum, North Carolina.....	6
12. Bobby Ross, Maryland & Georgia Tech.....	6
13. Dick Sheridan, NC State.....	6
14. Al Groh, Virginia.....	5
15. Chuck Amato, NC State.....	5
16. Mack Brown, North Carolina.....	5
17. Chan Gailey, Georgia Tech.....	5
18. Jim Grobe, Wake Forest.....	5
19. Jimbo Fisher, Florida State.....	5
20. Lou Holtz, NC State.....	4
21. Tommy West, Clemson.....	4
22. Tom O'Brien, NC State.....	4

### Total Games Coached in ACC

1. Bobby Bowden, Florida State.....	227
2. George Welsh, Virginia.....	223
3. Bill Dooley, North Carolina & Wake Forest.....	191
4. Al Groh, Virginia & Wake Forest.....	178
5. Earle Edwards, NC State.....	173
6. Frank Howard, Clemson.....	172
7. Jim Grobe, Wake Forest.....	159
8. Frank Beamer, Virginia Tech.....	147
9. Bill Murray, Duke.....	133
10. Danny Ford, Clemson.....	129
11. Ralph Friedgen, Maryland.....	125
12. Bobby Ross, Maryland & Georgia Tech.....	117
13. Jerry Claiborne, Maryland.....	117
14. Dick Crum, North Carolina.....	116
15. Tommy Bowden, Clemson.....	116
16. Mack Brown, North Carolina.....	116

## ACC vs. Non-Conference

Vs Non-ACC

Year	AP Ranked W-L-T	Overall W-L-T	Pct.
1953.....	3-6-0.....	21-17-3.....	.549
1954.....	2-10-1.....	20-22-2.....	.465
1955.....	3-7-1.....	22-18-1.....	.549
1956.....	2-12-2.....	10-20-4.....	.353
1957.....	3-4-1.....	13-10-3.....	.558
1958.....	0-7-0.....	11-18-1.....	.383
1959.....	3-6-0.....	10-20-0.....	.333
	16-52-5	107-125-14	.463

1960.....	2-3-0.....	8-20-0.....	.286
1961.....	1-2-0.....	14-14-0.....	.500
1962.....	0-1-0.....	9-17-2.....	.357
1963.....	0-4-0.....	8-16-2.....	.346
1964.....	0-4-0.....	10-17-1.....	.375
1965.....	0-5-0.....	12-18-0.....	.400
1966.....	1-10-0.....	7-27-0.....	.206
1967.....	1-2-0.....	9-20-0.....	.310
1968.....	1-5-0.....	7-21-0.....	.250
1969.....	0-10-0.....	7-23-0.....	.233
	6-46-0	91-193-5	.324

1970.....	2-8-0.....	13-25-0.....	.342
1971.....	2-7-0.....	15-24-0.....	.385
1972.....	1-7-0.....	17-18-0.....	.486
1973.....	1-9-0.....	12-23-0.....	.343
1974.....	2-5-0.....	21-14-2.....	.595
1975.....	3-7-0.....	12-28-1.....	.305
1976.....	4-4-0.....	21-18-2.....	.537
1977.....	1-8-0.....	17-17-1.....	.500
1978.....	2-6-0.....	18-17-0.....	.514
1979.....	4-6-0.....	28-18-3.....	.603
	22-67-0	174-202-9	.464

1980.....	1-11-1.....	19-22-1.....	.464
1981.....	3-3-0.....	17-24-1.....	.417
1982.....	1-8-0.....	22-15-1.....	.592
1983.....	1-6-1.....	17-16-1.....	.515
1984.....	5-6-0.....	19-15-0.....	.559
1985.....	1-7-1.....	17-16-0.....	.515
1986.....	2-6-1.....	19-14-4.....	.568
1987.....	2-12-0.....	18-18-0.....	.500
1988.....	2-8-0.....	20-13-1.....	.603
1989.....	4-6-1.....	20-15-2.....	.568
	22-73-6	188-168-11	.527

1990.....	5-3-0.....	28-8-1.....	.770
1991.....	5-11-0.....	34-15-1.....	.690
1992.....	3-4-0.....	23-8-1.....	.734
1993.....	3-7-0.....	21-13-0.....	.618
1994.....	3-2-1.....	21-10-1.....	.672
1995.....	2-6-0.....	17-15-0.....	.531
1996.....	7-6-0.....	15-16-0.....	.484
1997.....	5-5-0.....	22-9-0.....	.710
1998.....	8-4-0.....	21-12-0.....	.636
1999.....	6-5-0.....	21-12-0.....	.636
	47-53-1	223-118-4	.652

2000.....	3-5-0.....	20-13-0.....	.606
2001.....	2-10-0.....	23-13-0.....	.639
2002.....	4-8-0.....	30-17-0.....	.638
2003.....	5-6-0.....	27-15-0.....	.643
2004.....	3-9-0.....	26-13-0.....	.667
2005.....	4-5-0.....	32-12-0.....	.727
2006.....	0-7-0.....	33-23-0.....	.589
2007.....	3-9-0.....	35-21-0.....	.625
2008.....	4-5-0.....	41-17-0.....	.707
2009.....	4-9-0.....	33-22-0.....	.600
	32-73-0.....	301-166-0	.644

2010.....	2-12-0.....	34-23.....	.596
2011.....	2-8-0.....	33-23.....	.589
2012.....	2-11-0.....	31-23.....	.574
2013.....	4-7-0.....	46-21.....	.687
2014.....	5-9-0.....	46-21.....	.687
	15-47-0.....	190-108.....	.638

1953

National Champion - Maryland
ACC Co-Champions - Maryland, Duke
Player of the Year - Bernie Faloney, Maryland
Coach of the Year - Jim Tatum, Maryland

1954

ACC Champion - Duke
Player of the Year - Jerry Barger, Duke
Coach of the Year - Bill Murray, Duke

National champion Maryland and 18th-ranked Duke tied for the ACC's inaugural gridiron title ... The Terps finished the regular season with a perfect 10-0 record, including a 3-0 mark in league play while the Blue Devils won all four of their family scraps en route to a 7-2-1 season ... Maryland, which lost to Oklahoma the Orange Bowl, 7-0, scored 298 points, the most by any team until 1967, while allowing an ACC record-low 31 points ... Maryland led the nation in rushing defense, 83.9 yards allowed per outing, and scoring defense, 3.1 points per game ... The Terrapins ranked 6th nationally in total offense (359.5), 3rd in total defense (193.2) and led the nation in scoring defense (3.1) ... Terp tackle Stan Jones earned consensus All-America honors while teammate Bernie Faloney was named first-team Academic All-America ... Duke senior tackle Ed Meadows was named a first-team All-America by the FWAA ... Maryland quarterback Bernie Faloney was also named a first-team All-America by the Independent News Service and was named the initial ACC player of the Year ... Faloney was 3rd in the ACC in total offense and passing and tied for the league lead in pass interceptions with 6, while also ranking 2nd in the conference in punting (39.7) ... Faloney and Duke junior halfback Jerry Barger tied for 2nd nationally in pass interceptions ... Head coaches in the first season listed Frank Howard at Clemson, Bill Murray at Duke, North Carolina's George Barclay, Horace Hendrickson at NC State, Rex Enright at South Carolina, Virginia's Ned McDonald, Tom Rogers at Wake Forest and Maryland's Jim Tatum, who earned AFCA and FWAA National Coach-of-the-Year honors ... Tatum was the inaugural ACC Coach of the Year as well ... Maryland senior halfback Chet Hanulak led the ACC in rushing and ranked 10th nationally ... But Hanulak's per-carry average of 9.8 led the nation ... NC State sophomore quarterback Eddie West ranked 4th nationally in punt returns with 239 yards and a 10.4 average ... North Carolina sophomore halfback Ken Keller ranked 7th nationally in kickoff returns (299 yds) just ahead of NC State senior halfback Bill Teer, who was 8th (289 yds).



Duke's Blue Devils won the league title outright with a spotless 4-0 league mark, while Maryland finished second with four victories and a tie (with Wake Forest) in five league contests ... Duke posted an 8-2-1 record overall, including a 34-7 win over Nebraska in the Orange Bowl ... Duke head coach Bill Murray was named ACC Coach of the Year, leading the Blue Devils to a No. 14 national ranking ... Maryland, coached by Jim Tatum, finished the year ranked 8th nationally in the AP final poll ... Virginia finished 0-2 in league play and 3-6 overall in the school's inaugural ACC gridiron campaign ... Duke senior quarterback Jerry Barger was named the ACC's Player of the Year after finishing 6th in the ACC in total offense and leading the conference in pass interceptions with 7 ... Barger tied for 2nd nationally in pass interceptions ... For the second straight year, South Carolina senior fullback Bill Worrman was named the recipient of the ACC's Jacobs Blocking Trophy as the league's top blocker ... South Carolina senior guard Frank Mincevich was named a first-team All-America by the Independent News Service ... Maryland's George Falahunuk earned Academic All-America laurels ... Earle Edwards succeeded Horace Hendrickson as NC State's head football coach ... South Carolina sophomore quarterback Mackie Prickett led the ACC and ranked 9th nationally in passing, averaging 6.8 completions per game ... Prickett also tied for 5th nationally in pass interceptions, with 6 pickoffs to his credit ... South Carolina junior halfback Carl Brazell ranked 4th nationally in pass receiving, averaging 2.9 catches per game ... NC State sophomore halfback George Marinkov ranked 2nd nationally in kickoff returns with 465 yards and a 35.8 return average ... Maryland senior halfback Ron Waller ranked 9th nationally in punt returns with 199 yards and a 15.3 return average ... Clemson finished 4th nationally in rushing defense, allowing just 96.9 yards per game on the ground ... The Tigers also ranked 3rd nationally in total defense, allowing only 176.1 yards per game.



1953 All-ACC Football Team

Table listing the 1953 All-ACC Football Team members, divided into First Team and Second Team. Includes names like E-Clyde Bennett, E-Howard Pitt, T-Ed Meadows, etc.

Statistical Leaders

Table listing statistical leaders for the 1953 season across categories: Total Offense, Rushing, Passing, Receiving, and Scoring.

1954 All-ACC Football Team

Table listing the 1954 All-ACC Football Team members, divided into First Team and Second Team. Includes names like E-Will Frye, E-Bill Walker, T-Bob Bartholomew, etc.

Statistical Leaders

Table listing statistical leaders for the 1954 season across categories: Total Offense, Rushing, Passing, Receiving, and Scoring.

Conference and Overall records for 1953 season. Includes columns for Team, AP, UPI, W, L, T, For, Opp, Home, Road, Neu, vsAP.

Detailed records for 1953 season by team. Includes sections for CLEMSON, DUKE, NORTH CAROLINA, SOUTH CAROLINA, WAKE FOREST, MARYLAND, and MARYLAND Orange Bowl.

Conference and Overall records for 1954 season. Includes columns for Team, AP, UPI, W, L, T, For, Opp, Home, Road, Neu, vsAP.

Detailed records for 1954 season by team. Includes sections for CLEMSON, DUKE, NORTH CAROLINA, SOUTH CAROLINA, WAKE FOREST, MARYLAND, and MARYLAND Orange Bowl.

# 1955

## ACC Co-Champions - Duke, Maryland Player of the Year - Bob Pellegrini, Maryland Coach of the Year - Jim Tatum, Maryland

# 1956

## ACC Champions - Clemson Player of the Year - Bill Barnes, Wake Forest Coach of the Year - Paul Amen, Wake Forest

For the second time in the ACC's first three years, Duke and Maryland tied for the league title with identical 4-0 records ... The Terps finished third in both polls while the Blue Devils earned a No 16 listing in the UPI poll ... The ACC posted a 22-18-1 mark against non-conference opponents ... Maryland led the nation in defense against the rush, allowing 83.9 yards per game ... Wake Forest became the first ACC team to play a complete seven-game conference schedule ... Maryland had a 15-game winning streak snapped with a 20-6 loss to Oklahoma in the Orange Bowl ... Terp center **Bob Pellegrini** was a consensus All-America while Wake Forest's **Bob Bartholomew** was accorded Academic All-America honors ... Maryland junior tackle **Mike Sandusky** was also named a first-team All-America by The Sporting News ... Pellegrini, who played both center and linebacker for the Terrapins, was named the ACC's Player of the Year and also finished 6th in the Heisman Trophy balloting ... Pellegrini was also named the recipient of the ACC's Jacobs Blocking Trophy as the league's top blocker ... Maryland head coach **Jim Tatum** was named the ACC's Coach of the Year for the second time in three years, becoming the league's first multiple winner of the award ... Wake Forest senior quarterback **Nick Concoles** finished 8th nationally in passing, as future Virginia head coach **George Welsh**, playing for Navy, led the nation in passing ... Clemson's **Joel Wells**, Duke's **Bob Pascal** and Virginia's **James Bakhtiar** finished 7th, 8th and 9th, respectively in the nation in rushing ... Wake Forest junior halfback **Bill Barnes** led the ACC in receiving and finished 3rd nationally with 31 receptions ... Maryland senior halfback **Ed Vereb** led the ACC and finished 4th nationally in scoring with 96 points on an ACC-record 16 touchdowns ... Duke senior halfback **Dale Boyd** led the ACC and finished tied for 2nd nationally with 6 interceptions while Wake Forest's Barnes tied for 5th in the nation with 5 pickoffs ... South Carolina senior halfback **Carl Brazell** ranked 4th nationally in kickoff returns with 378 yards and a 31.5 average ... Maryland led the nation in rushing defense, allowing just 75.9 yards per game on the ground ... The Terrapins also finished 2nd in the nation in total defense, allowing opponents just 169.1 yards per game ... Wake Forest ranked 9th nationally in passing offense.



Clemson claimed its first ACC gridiron championship on the strength of a 4-0-1 league mark ... The Tigers, 7-2-2 overall, participated in the 22nd annual Orange Bowl where they were defeated by Colorado, 27-21 ... Maryland experienced its first losing season in 10 years, finishing 2-7-1 ... **Charlie Bussey** of Clemson and Maryland's **Mike Sandusky** received Academic All-America honors ... Four head coaches began their first year in the ACC, **Tommy Mont** at Maryland, **Paul Amen** at Wake Forest, Virginia's **Ben Martin** and **Warren Giese** at South Carolina ... Wake Forest's **Bill Barnes** became the first ACC player to rush for 1,000 yards in a season when he gained 1,010 yards on 168 carries ... Barnes also led the ACC in scoring and total offense ... Barnes was named the ACC's Player of the Year and was also a first-team All-America selection by the AFCA ... Barnes finished 2nd nationally in rushing while Virginia junior fullback **Jim Bakhtiar** ranked 5th nationally in rushing ... Wake Forest head coach **Paul Amen** became the first ACC head coach to be named ACC Coach of the Year in his first season on the job ... Duke junior fullback **Hal McElhaney** was named the recipient of the ACC's Jacobs Blocking Trophy as the league's top blocker ... North Carolina's **Wally Vale** ranked 9th nationally in punting, averaging 41.1 on 31 punts ... South Carolina finished 3rd nationally in passing defense, allowing just 47.6 yards per game through the air ... Three other ACC teams were ranked among the nation's Top 10 in pass defense as well with Wake Forest ranked 5th, Clemson 8th and NC State 10th ... The Gamecocks also ranked 4th nationally in total defense, allowing their opponents just 199.8 yards per game ... due to an ineligible player, ACC Commissioner **Jim Weaver** ruled that the ACC Service Bureau would list all 1956 North Carolina games as forfeit losses.



### 1955 All-ACC Football Team

**FIRST TEAM:**

- E-Sonny Sorrell, DU
- E-Will Frye, UNC
- T-Mike Sandusky, MD
- T-Bob Bartholomew, WF
- G-Jack Davis, MD
- G-Jesse Birchfield, DU
- C-Bob Pellegrini, MD
- B-Bob Pascal, DU
- B-Ed Vereb, MD
- B-Joel Wells, CL
- B-Bill Barnes, WF

**SECOND TEAM:**

- E-Bill Walker, MD
- E-Russell Dennis, MD
- T-Doug Knotts, DU
- T-Sidney Deloatch, DU
- G-Al D'Angelo, NCS
- G-John Polzer, UVA
- C-Ronnie Falls, DU
- B-Sonny Jurgensen, DU
- B-Frank Tamburello, MD
- B-Dick Christy, NCS
- B-Jim Bakhtiar, UVA.

**Statistical Leaders**

Total Offense	Plays	Yds	Avg.	TDR
Pascal, DU	162	804	80.4	9
Wells, CL	137	782	78.2	6
<b>Rushing</b>	<b>Car.</b>	<b>Yds</b>	<b>Avg.</b>	<b>TD</b>
Wells, CL	135	782	78.2	5
Pascal, DU	156	750	75.0	8
<b>Passing</b>	<b>Cmp-Att-Int.</b>	<b>Yds</b>	<b>TD</b>	<b>C/g</b>
Consoles, WF	66-123-8	787	6	6.6
West, NCS	42-87-5	660	7	4.2
<b>Receiving</b>	<b>Catches</b>	<b>Yds</b>	<b>TD</b>	<b>Avg.</b>
Barnes, WF	31	349	0	3.1
Parham, WF	18	376	5	1.8
<b>Scoring</b>	<b>TD</b>	<b>PAT</b>	<b>FG</b>	<b>TP</b>
Vereb, MD	16	0	0	96
Parham, WF	8	3	0	51

**Statistical Leaders**

Total Offense	Plays	Yds	Avg.	TDR
Barnes, WF	168	1010	101.0	7
Bakhtiar, UVA	203	879	87.9	3
<b>Rushing</b>	<b>Car.</b>	<b>Yds</b>	<b>Avg.</b>	<b>TD</b>
Barnes, WF	168	1010	101.0	7
Bakhtiar, UVA	203	879	87.9	3
<b>Passing</b>	<b>Cmp-Att-Int.</b>	<b>Yds</b>	<b>TD</b>	<b>C/g</b>
Yarborough, UVA	43-91-8	626	2	4.3
Carpenter, WF	34-91-9	495	2	3.4
<b>Receiving</b>	<b>Catches</b>	<b>Yds</b>	<b>TD</b>	<b>Avg.</b>
Polzer, UVA	24	221	0	2.4
Gunderman, UVA	15	153	1	1.5
<b>Scoring</b>	<b>TD</b>	<b>PAT</b>	<b>FG</b>	<b>TP.</b>
Barnes, WF	7	2	0	44
Sutton, UNC	7	0	0	42

**1956 All-ACC Football Team****FIRST TEAM:**

- E-Buddy Frick, USC
- E-Buddy Bass, DU
- T-Mike Sandusky, MD
- T-Sidney Deloatch, DU
- G-Jack Davis, Md
- G-Jimmy Jones, UNC
- C-Jim Keyser, UVA
- B-Bill Barnes, WF
- B-Joel Wells, CL
- B-Ed Sutton, UNC
- B-Jim Bakhtiar, UVA

**SECOND TEAM:**

- E-John Collar, NCS
- E-Dalton Rivers, CL
- T-Sam DeLuca, USC
- T-John Szuchan, NCS
- G-John Grdijan, CL
- G-Roy Hord, DU
- C-Eddie Moore, WF
- B-Sonny Jurgensen, DU
- B-Harold McElhaney, DU
- B-Mackie Prickett, USC
- B-Charlie Bussey, CL

**Conference Overall**

Team	AP	UPI	W	L	T	For	Opp	W	L	T	For	Opp	Home	Road	Neu	vsAP
Clemson	19		(4-0-1)	4	0	1	50	13	7	2	167	101	4-0	3-1-2	0-1-0	1-2-1
Duke	20		(4-1)	4	1	0	129	20	5	4	184	100	3-2-1	2-1	0-1	1-3-1
South Carolina			(5-2)	5	2	0	81	34	7	3	126	87	4-1	1-2	2-0	1-1
Maryland			(3-1-1)	2	2	1	43	67	2	7	68	168	0-3-1	2-4	0-0	0-3-1
North Carolina			(0-6)	2	3	1	73	80	2	7	99	183	1-3-1	1-4	0-0	0-2
NC State			(2-4)	2	4	0	61	106	3	7	94	169	1-3	2-3	0-1	0-0
Wake Forest			(2-5)	1	5	1	25	75	2	5	91	102	1-3	1-1-3	0-1	0-0
Virginia			(2-3)	1	4	0	34	101	3	7	92	167	2-3	1-1	0-3	0-3

Versus Non-Conference Opponents: 10-20-4 (.353)

**Conference Overall**

Team	AP	UPI	W	L	T	For	Opp	W	L	T	For	Opp	Home	Road	Neu	vsAP
Maryland	3		3	0	0	105	26	10	1	0	217	77	5-0	5-0	0-1	2-1
Duke	16		4	0	0	94	14	7	2	1	280	67	3-1	4-1	0-0-1	1-1-1
Clemson	3		1	0	79	59	7	3	0	206	144	3-1	4-2	0-0	0-2	
North Carolina	3		3	0	90	102	3	7	0	117	218	1-4	1-3	1-0	0-4	
Wake Forest	3		3	1	105	100	5	4	1	131	157	3-0	1-4-1	1-0	0-3	
South Carolina	1		5	0	75	176	3	6	0	120	209	2-2	1-2	0-2	0-3	
NC State	0		2	1	38	71	4	5	1	206	193	1-3-1	3-1	0-1	0-0	
Virginia	0		4	0	42	80	1	9	0	96	201	1-4	0-3	0-2	0-0	

Versus Non-Conference Opponents: 22-18-1 (.549)

**CLEMSON (AP-Rank: CU/OPP)**

W 33-0	--/--	Presbyterian
W 20-7	--/--	at Virginia
W 26-7	--/--	Georgia
L 7-21	16/--	at Rice
W 28-14	--/--	at South Carolina
W 19-13	--/--	Wake Forest
W 21-16	--/--	Virginia Tech
		(Roanoke, Va.)
L 12-25	--/2	Maryland
L 0-21	--/12	Auburn
		(Mobile, Ala.)
W 40-20	--/--	at Furman
DUKE		
W 33-7	--/--	at NC State
W 21-0	16/--	at Tennessee
W 47-13	--/--	William & Mary
W 20-14	11/14	at Ohio State
L 7-26	5/--	Pittsburgh
L 0-27	17/12	at Georgia Tech
T 7-7	--/9	Navy
		(Baltimore, Md.)
W 41-7	18/--	at South Carolina
W 14-0	20/--	Wake Forest
W 6-0	18/--	North Carolina
MARYLAND		
W 13-12	5/--	at Missouri
W 7-0	5/1	UCLA
W 20-6	1/20	at Baylor
W 28-7	1/--	Wake Forest
W 25-7	2/--	at North Carolina
W 34-13	2/--	at Syracuse
W 27-0	1/--	South Carolina
W 13-0	1/--	LSU
W 25-12	2/--	at Clemson
W 19-0	2/--	George Washington
Orange Bowl		
L 6-20	3/1	Oklahoma

**NORTH CAROLINA**

L 6-13	--/3	Oklahoma
W 25-18	--/--	at NC State
L 7-28	--/--	at Georgia
L 7-25	--/2	Maryland
L 0-25	--/--	at Wake Forest
L 7-48	--/--	Tennessee
W 32-14	--/--	South Carolina
		(Norfolk, Va.)
L 7-27	--/5	Notre Dame
W 26-14	--/--	Virginia
L 0-6	--/18	at Duke
NC STATE		
L 0-7	--/--	at Florida State
L 7-33	--/--	Duke
L 18-25	--/--	North Carolina
T 13-13	--/--	Wake Forest
W 34-13	--/--	at Villanova
W 33-7	--/--	at Furman
W 40-13	--/--	at Boston
L 26-34	--/--	Virginia Tech
		(Bluefield, W.Va.)
W 28-21	--/--	William & Mary
L 7-27	--/--	West Virginia

**SOUTH CAROLINA**

W 26-7	--/--	Wofford
L 19-34	--/--	Wake Forest
		(Winston-Salem, N.C.)
L 0-26	--/15	Navy
W 19-0	--/--	Furman
L 14-28	--/--	Clemson
L 0-27	--/1	at Maryland
L 14-32	--/--	at North Carolina
L 7-41	--/18	at Duke
W 21-14	--/--	at Virginia
VIRGINIA		
L 7-20	--/--	Clemson
L 0-13	--/--	George Washington
L 7-26	--/--	Penn State
		(Richmond, Va.)
W 20-13	--/--	VMI
L 13-17	--/--	Virginia Tech
		(Roanoke, Va.)
L 7-34	--/--	at Vanderbilt
L 7-18	--/--	at Pittsburgh
L 7-13	--/--	Wake Forest
L 14-26	--/--	at North Carolina
L 14-21	--/--	South Carolina
WAKE FOREST		
W 13-0	--/--	Virginia Tech
W 34-19	--/--	South Carolina
		(Winston-Salem, N.C.)
L 0-46	--/13	at West Virginia
L 7-28	--/1	at Maryland
T 13-13	--/--	at NC State
W 25-0	--/--	North Carolina
L 13-19	--/--	at Clemson
W 13-7	--/--	William & Mary
W 13-7	--/--	at Virginia
L 0-14	--/20	at Duke

**CLEMSON (AP-Rank: CU/OPP)**

W 27-7	--/--	Presbyterian
T 20-20	--/19	at Florida
W 13-7	--/--	at NC State
W 17-0	--/--	at Wake Forest
W 7-0	20/--	at South Carolina
W 21-6	13/15	Virginia Tech
T 6-6	11/--	at Maryland
L 0-21	13/8	at Miami (Fla.)
W 7-0	--/--	Virginia
W 28-7	--/--	Furman
Orange Bowl		
L 21-27	19/20	Colorado
DUKE		
L 0-7	16/--	at South Carolina
W 40-7	--/--	at Virginia
L 20-33	--/9	Tennessee
W 14-6	--/19	SMU
L 14-27	--/16	Pittsburgh
		(Norfolk, Va.)
W 42-0	--/--	NC State
L 0-7	--/2	Georgia Tech
T 7-7	--/12	Navy
W 26-0	--/--	Wake Forest
W 21-6	--/--	North Carolina

**NORTH CAROLINA**

L 6-26	--/--	NC State
L 0-36	--/1	at Oklahoma
L 0-14	--/--	at South Carolina
L 12-26	--/--	Georgia
W 34-6	--/--	Maryland
		(forfeit loss)
T 6-6	--/--	Wake Forest
		(forfeit loss)
L 0-20	--/3	at Tennessee
W 21-7	--/--	at Virginia
		(forfeit loss)
L 14-21	--/--	at Notre Dame
L 6-21	--/--	Duke
NC STATE		
W 26-6	--/--	at North Carolina
L 6-35	20/--	Virginia Tech
		(Norfolk)
L 7-13	--/--	Clemson
L 0-14	--/--	Florida State
W 20-0	--/--	at Dayton
L 0-42	--/--	at Duke
L 0-13	--/--	at Wake Forest
W 14-7	--/--	South Carolina
L 7-14	--/--	at Penn State
L 14-25	--/--	Maryland

**SOUTH CAROLINA**

W 26-13	--/--	Wofford
W 7-0	--/16	Duke
L 6-14	17/--	at Miami
W 14-0	--/--	North Carolina
W 27-13	20/--	Virginia
		(Richmond, Va.)
L 0-7	--/20	Clemson
W 13-6	--/--	at Furman
L 7-14	--/--	at NC State
W 13-0	--/--	Maryland
W 13-0	--/--	Wake Forest
		(Charlotte, N.C.)
VIRGINIA		
W 18-0	--/--	VMI
L 7-40	--/--	Duke
W 7-6	--/--	Wake Forest
L 13-27	--/20	South Carolina
		(Richmond, Va.)
W 24-12	--/--	at Lehigh
L 7-14	--/16	Virginia Tech
		(Roanoke, Va.)
L 2-6	--/--	Vanderbilt
L 7-21	--/--	North Carolina
		(forfeit win)
L 7-34	--/15	Navy
		(Baltimore, Md.)
L 0-7	--/--	at Clemson
WAKE FOREST		
W 39-0	--/--	at William & Mary
L 0-6	--/--	Maryland
L 6-7	--/--	at Virginia
L 0-17	--/--	

**1957**

ACC Champion - NC State  
Player of the Year - Dick Christy, NC State  
Coach of the Year - Earle Edwards, NC State



NC State won its initial ACC gridiron crown with a 5-0-1 record, finishing a half-game ahead of Duke, which faltered in its bid for the league title, losing to North Carolina 21-13 in the Blue Devils' season finale... The Wolfpack, due to NCAA infractions in basketball, were unable to take part in post-season play... NC State head football coach **Earle Edwards** was named ACC Coach of the Year in leading the Wolfpack to a No. 15 final ranking in the Associated Press poll... 16th ranked Duke, 6-2-2 during the regular season, represented the ACC in the 23rd Orange Bowl, losing to Oklahoma, 48-21... The Blue Devils played five nationally ranked teams during the season and finished with a 2-1-2 record against them... For the first time, the ACC had three teams ranked in a season's final poll as Duke, Clemson and NC State earned listings in the UPI poll... NC State senior halfback **Dick Christy**, who scored all of NC State's points including the game-winning field goal in a 29-26 win over South Carolina to set an ACC single-game scoring record, was named the ACC's Player of the Year... Christy led the ACC in scoring with 83 points, and in kickoff returns, averaging 45.4 yards on just seven returns including 2 scoring runbacks... He finished 5th nationally in scoring and 8th in kickoff returns, despite having only 7 runbacks... Christy (AA), Virginia senior fullback **James Bakhtiar** (AFCA) and Duke senior tackle **Tom Topping** were all named first team All-Americans... Bakhtiar led the ACC in rushing and finished 6th nationally with 822 yards... Duke junior halfback **Wray Carlton** ranked 10th nationally in rushing with 749 yards and 10th nationally in scoring with 71 points... Duke senior fullback **Hal McElhaney** was named the recipient of the ACC's Jacobs Blocking Trophy, as the conference's best blocker, for the second straight year... Clemson quarterback **Harvey White**, the ACC's total offense and passing leader, was named to the Academic All-America squad... Virginia junior quarterback **Reece Whitley**, playing safety on defense, tied for 5th nationally in pass interceptions with 5.

**1957 All-ACC Football Team**

<b>FIRST TEAM:</b>	<b>SECOND TEAM:</b>
E-Buddy Payne, UNC	E-Ray Masneri, CL
E-Ed Cooke, MD	E-Bill Thompson, DU
T-Tom Topping, DU	T-John Kompara, USC
T-Phil Blazer, UNC	T-Darrell Dess, NCS
G-Roy Hord, DU	G-John Grijan, CL
G-Rodney Breedlove, MD	G-Bill Rearick, NCS
C-Jim Oddo, NCS	C-Gene Alderton, MD
B-Dick Christy, NCS	B-Dick Hunter, NCS
B-Wray Carlton, DU	B-Harold McElhaney, DU
B-Jim Bakhtiar, UVA	B-Alex Hawkins, USC
B-Harvey White, CL	B-King Dixon, USC

**Statistical Leaders**

Total Offense	Plays	Yds	Avg.	TDR		
White, CL	164	1038	103.8	12		
Bakhtiar, UVA	195	822	135.6	6		
Rushing	Car.	Yds	Avg.	TD		
Bakhtiar, UVA	194	822	82.2	6		
Carlton, DU	143	749	74.9	8		
Passing	Cmp	Att	Int	Yds	TD	C/g
Snead, WF	123	259-14	1676	10	12.3	
Gabriel, NCS	105	186-7	1182	8	10.5	
Receiving	Catches	Yds	TD	Avg.		
Moorman, DU	46	431	2	4.6		
Kehoe, UVA	34	378	2	3.4		
Scoring	TD	PAT	FG	TP		
McGuire, CL	9	0	0	54		
Gabriel, NCS	7	0	0	42		

**1958**

ACC Champion - Clemson  
Player of the Year - Alex Hawkins, USC  
Coach of the Year - Frank Howard, Clemson



Clemson, despite a mid-season setback to arch-rival South Carolina, won its second ACC title in three years with a 5-1 mark... The Gamecocks, 5-2 and 15th in the AP poll, were second... Duke lost three games by a total of seven points... Clemson's **Frank Howard** claimed his 100th career victory with a 26-21 decision over North Carolina, September 27... Howard was named ACC Coach of the Year after leading the Tigers to a No. 12 national ranking (AP)... North Carolina finished 6-4 to post back-to-back winning seasons for the first time since 1948-1949... Clemson lost 7-0 to top-ranked Louisiana State in the 25th annual Sugar Bowl... South Carolina senior halfback **Alex Hawkins**, who finished 2nd in the ACC in scoring, 5th in rushing and 4th in pass interceptions, was named the ACC's Player of the Year... South Carolina junior fullback **John Saunders**, who led the ACC and finished 10th nationally in rushing (653 yards), was named as the recipient of the ACC's Jacobs Blocking Trophy, as the league's top blocker... Virginia's **Sonny Randle** led the nation in kickoff returns with 506 yards on 21 returns... Randle also set an ACC single season record for pass receptions with 47 and ranked 2nd nationally... NC State's **Bill Rearick** was an Academic All-American... North Carolina junior end **Al Goldstein** was named a first-team All-America by both the FWA and the Newspaper Enterprises Association (NE)... **Dick Voris** of Virginia was the league's lone rookie coach... Virginia sophomore quarterback **Arnold Dempsey** ranked 9th nationally in passing (7.4)... Dempsey set ACC single season records for most passes attempted (152) and completed (74)... North Carolina junior fullback **Don Coker** ranked 3rd nationally in punting, averaging 43.2 yards on 31 punts... Duke senior halfback **Wray Carlton** finished 2nd nationally in kickoff returns with 332 yards and a 25.5 average.

**1958 All-ACC Football Team**

<b>FIRST TEAM:</b>	<b>SECOND TEAM:</b>
E-Al Goldstein, UNC	E-Ray Manseri, CL
E-Bob Pepe, NCS	E-Pete Manning, WF
T-Phil Blazer, UNC	T-Ed Pitts, USC
T-Jim Padgett, CL	T-Fred Cole, MD
G-Mike McGee, DU	G-Joe Rodri, NCS
G-Bill Rearick, NCS	G-Rodney Breedlove, MD
C-Ronnie Koes, UNC	C-Bill Thomas, CL
B-Jack Cummings, UNC	B-Harvey White, CL
B-Alex Hawkins, USC	B-Ken Trowbridge, NCS
B-Wray Carlton, DU	B-Norman Snead, WF
B-John Saunders, USC	B-Wade Smith, UNC.

**Statistical Leaders**

Total Offense	Plays	Yds	Avg.	TDR		
Cummings, UNC	154	1148	114.8	11		
Snead, WF	184	991	99.1	8		
Rushing	Car.	Yds	Avg.	TD		
Saunders, USC	128	653	65.3	6		
Carlton, DU	164	636	63.6	6		
Passing	Cmp	Att	Int	Yds	TD	C/g
Dempsey, UVA	74	152-11	697	2	7.4	
Cummings, UNC	68	134-10	1137	11	6.8	
Receiving	Catches	Yds	TD	Avg.		
Randall, UVA	47	642	5	4.7		
Manning, WF	25	307	1	2.5		
Scoring	TD	PAT	FG	TP		
Carlton, DU	8	8	0	56		
Hawkins, USC	5	12	0	42		

Team	Conference										Overall						
	AP	UPI	W	L	T	For	Opp	W	L	T	For	Opp	Home	Road	Neu	vsAP	
NC State	15	20	5	0	1	130	60	7	1	2	155	67	1-1	1-1	5-0	1-0	0-0-1
Duke	16	14	5	1	1	148	62	6	3	2	182	135	4-1	2-1	10-1	2-1	2-2
Clemson	18	4	3	0	85	65	7	3	0	216	79	3-1	4-2	0-0	0-2		
North Carolina	4	3	0	109	74	6	4	0	142	129	3-3	3-1	0-0	2-1			
Maryland	4	3	0	90	101	5	5	0	119	144	3-2	2-3	0-0	1-2			
Virginia	2	4	0	54	118	3	6	1	117	164	0-4	2-2	1-0	0-2			
South Carolina	2	5	0	91	113	5	5	0	202	167	2-4	3-1	0-0	1-2			
Wake Forest	2	5	0	70	47	161	0	10	0	64	225	0-5	0-5	0-0	0-2		

Versus Non-Conference Opponents: 13-10-3 (.558)

Team	Conference										Overall					
	AP	UPI	W	L	T	For	Opp	W	L	T	For	Opp	Home	Road	Neu	vsAP
Clemson	12	13	5	1	0	87	80	8	3	0	169	138	4-0	4-2	0-1	0-1
South Carolina	15	5	2	0	104	50	7	3	0	168	116	5-0	2-3	0-0	1-1	
Duke	3	2	0	68	42	5	5	0	128	131	3-1	2-4	0-0	1-2		
North Carolina	4	3	0	142	61	6	4	0	195	109	3-2	3-2	0-0	0-0		
Maryland	3	3	0	75	87	4	6	0	132	175	1-2	3-3	0-1	0-2		
Wake Forest	2	4	0	73	100	3	7	0	124	163	2-1	0-6	1-0	0-3		
NC State	2	5	0	86	107	2	7	1	120	160	0-2	1-1	2-4	0-1	1-0	
Virginia	1	5	0	64	172	1	9	0	89	301	1-3	0-4	0-2	0-3		

Versus Non-Conference Opponents: 11-18-1 (.383)

CLEMSON	NORTH CAROLINA	SOUTH CAROLINA
W 66-0 /-/- at Presbyterian	L 0-7 /-/- at NC State	L 14-26 /-/10 at Duke
L 0-26 /-/- at North Carolina	W 26-0 /-/- at Clemson	W 26-0 /-/- at Wofford
L 7-13 /-/-13 at NC State	W 13-7 /-/-6 at Navy	W 27-21 /-/-20 at Texas
W 20-6 /-/- at Virginia	W 20-13 /-/-18 at Miami	W 58-13 /-/- at Furman
W 13-0 /-/- at South Carolina	L 7-21 /-/-14 at Maryland	L 0-13 /-/- at Clemson
W 20-7 /-/- at Rice	W 14-7 /-/- at Wake Forest	L 6-10 /-/- at Maryland
W 26-7 /-/- at Maryland	L 0-35 /-/-17 at Tennessee	L 6-8 /-/- at North Carolina
L 6-7 /-/-11 at Duke	W 28-6 /-/- at South Carolina	W 13-0 /-/- at Virginia
W 13-6 /-/- at Wake Forest	W 21-13 /-/-11 at Duke	L 26-29 /-/-20 at NC State
W 45-6 /-/- at Furman	L 13-20 /-/- at Virginia	W 26-7 /-/- at Wake Forest
DUKE	NC STATE	VIRGINIA
W 26-14 /-/- at South Carolina	W 7-0 /-/- at North Carolina	T 6-6 /-/- at West Virginia
W 40-0 /-/- at Virginia	W 48-13 /-/- at Maryland	L 0-40 /-/-7 at Duke
W 14-0 /-/- at Maryland	W 13-7 /-/-13 at Clemson	W 28-20 /-/- at Wake Forest
W 7-6 /-/-15 at Rice	W 7-0 /-/-13 at Florida State	L 6-20 /-/- at Clemson
W 34-7 /-/-5 at Wake Forest	T 0-0 /-/-12 at Miami	W 38-7 /-/- at Virginia Tech
T 14-14 /-/-4/11 at NC State	T 14-14 /-/-11/4 at Duke	L 2-20 /-/- at (Richmond)
L 0-13 /-/-7 at Georgia Tech	W 19-0 /-/-10 at Wake Forest	L 12-20 /-/-9 at Army
T 6-6 /-/-16/7 at Navy	L 6-7 /-/-10 at William & Mary	L 7-20 /-/- at VMI
(Baltimore)	W 12-0 /-/-19 at Virginia Tech	L 0-13 /-/- at South Carolina
W 7-6 /-/-11/14 at Clemson	W 29-26 /-/-20 at South Carolina	L 0-12 /-/- at Maryland
L 13-21 /-/-11 at North Carolina		W 20-13 /-/- at North Carolina
Orange Bowl		WAKE FOREST
L 21-48 /-/-16/4 at Oklahoma		L 0-27 /-/- at Florida
		L 20-28 /-/- at Virginia
		L 0-27 /-/- at Maryland
MARYLAND		L 7-34 /-/-5 at Duke
L 13-48 /-/- at NC State		L 7-14 /-/- at North Carolina
L 0-14 /-/-4 at Duke		L 0-19 /-/-10 at NC State
W 27-0 /-/- at Wake Forest		L 3-10 /-/- at Virginia Tech
W 21-7 /-/-14 at North Carolina		L 14-27 /-/- at West Virginia
L 0-16 /-/- at Tennessee		L 6-13 /-/- at Clemson
W 10-6 /-/- at South Carolina		L 7-26 /-/- at South Carolina
L 7-26 /-/- at Clemson		
W 16-6 /-/- at Miami (Fla.)		
W 12-0 /-/- at Virginia		

CLEMSON	NORTH CAROLINA	SOUTH CAROLINA
W 20-15 /-/-18 at Virginia	L 14-21 /-/-10 at NC State	W 8-0 /-/- at Duke
W 26-21 /-/- at North Carolina	L 21-26 /-/- at Clemson	L 8-45 /-/-8 at Army
W 8-0 /-/-10 at Maryland	W 8-7 /-/- at Southern Cal	W 24-14 /-/- at Georgia
W 12-7 /-/-8 at Vanderbilt	W 6-0 /-/- at South Carolina	L 0-6 /-/- at North Carolina
L 6-26 /-/-10 at South Carolina	W 27-0 /-/- at Maryland	W 26-6 /-/-10 at Clemson
W 14-12 /-/-19 at Wake Forest	W 26-7 /-/- at Wake Forest	L 6-10 /-/- at Maryland
L 0-13 /-/-17 at Georgia Tech	W 21-7 /-/-17 at Tennessee	W 32-7 /-/- at Furman
W 13-6 /-/-13 at NC State	W 42-0 /-/-15 at Virginia	W 28-14 /-/- at Virginia
W 34-12 /-/-16 at Boston College	L 24-34 /-/-11 at Notre Dame	W 12-7 /-/- at NC State
W 36-19 /-/-12 at Furman	L 6-7 /-/-17 at Duke	W 24-7 /-/-16 at Wake Forest
Sugar Bowl		VIRGINIA
L 0-7 /-/-12/1 at LSU		L 15-20 /-/-18 at Clemson
DUKE	NC STATE	W 15-12 /-/- at Duke
L 0-8 /-/- at South Carolina	W 21-14 /-/-10 at North Carolina	L 14-26 /-/- at NC State
L 12-15 /-/- at Virginia	L 6-21 /-/- at Maryland	L 13-22 /-/- at Virginia Tech
W 15-13 /-/- at Illinois	W 26-14 /-/- at Virginia	(Roanoke, Va.)
W 12-7 /-/- at Baylor	L 7-13 /-/- at Wake Forest	L 6-35 /-/-1 at Army
L 7-9 /-/-12 at Notre Dame	L 6-13 /-/- at William & Mary	L 6-39 /-/- at Vanderbilt
W 20-13 /-/- at NC State	L 13-20 /-/- at Duke	L 0-33 /-/- at VMI
L 8-10 /-/- at Georgia Tech	T 14-14 /-/- at Virginia Tech	(Norfolk)
L 18-50 /-/-1 at LSU	L 14-26 /-/- at Miss. Southern	L 0-42 /-/-15 at North Carolina
W 29-0 /-/- at Wake Forest	(Mobile, Ala.)	L 14-28 /-/- at South Carolina
W 7-6 /-/-17 at North Carolina	L 6-13 /-/- at Clemson	L 6-44 /-/- at Maryland
	L 7-12 /-/- at South Carolina	
MARYLAND		WAKE FOREST
L 0-34 /-/- at Wake Forest		W 34-0 /-/- at Maryland
W 21-6 /-/- at NC State		W 13-6 /-/- at Virginia Tech
L 0-8 /-/-10 at Clemson		(Norfolk)
L 10-14 /-/- at Texas A&M		L 24-27 /-/- at Florida State
L 0-27 /-/- at North Carolina		W 13-7 /-/- at NC State
L 7-20 /-/-5 at Auburn		L 7-9 /-/- at Villanova
W 10-6 /-/- at South Carolina		L 7-26 /-/- at North Carolina
L 14-40 /-/- at Navy		L 12-14 /-/-19 at Clemson
(Baltimore)		L 0-29 /-/- at Duke
W 26-14 /-/- at Miami (Fla.)		L 7-21 /-/-2 at Auburn
W 44-6 /-/- at Virginia		L 7-24 /-/-16 at South Carolina

# 1959

### ACC Champion - Clemson

Player of the Year - Mike McGee, Duke  
Coach of the Year - Paul Amen, Wake Forest

# 1960

### ACC Champion - Duke

Player of the Year - Roman Gabriel, NC State  
Coach of the Year - Bill Murray, Duke

Clemson made it back-to-back titles finishing with a 6-1 record, one game ahead of runner-up North Carolina ... The Tigers posted five shutouts, including four in a row ... Duke suffered its first losing season in 12 years with a 4-6 mark ... Clemson earned the ACC its first bowl game victory in four years with a 23-7 victory over Texas Christian in the inaugural Bluebonnet Bowl ... The win over the Horned Frogs was the Tigers' 300th football victory ... Duke lineman and ACC Player of the Year Mike McGee became the first ACC player to be awarded the Outland Trophy ... McGee was also a first-team All-America selection by the FWAA and became the first interior lineman to be named ACC Player of the Year ... Clemson's Lou Cordileone was an Academic All-American ... Tom Nugent succeeded Tommy Mont as Maryland's head coach and directed the Terps to a third-place ACC finish and a 5-5 mark overall ... Wake Forest head coach Paul Amen was named Coach of the Year for the second time in his four years with the Deacons as he led Wake to its best season since joining the ACC ... Clemson senior fullback Doug Cline was named the recipient of the ACC's Jacobs Blocking Trophy as the league's best blocker ... Wake Forest junior quarterback Norman Snead ranked 5th nationally in total offense (136.5) ... Clemson senior halfback George Usry ranked 7th nationally in punt returns (175 yards) ... Virginia senior halfback Tommy Gravins ranked 5th nationally in kickoff returns (346 yards) ... Clemson senior halfback Bill Mathis ranked 10th nationally in scoring with 70 points ... Wake Forest ranked 10th in the nation in passing offense (149.8) and 7th nationally in pass defense (62.1) ... Clemson ranked 6th nationally in rushing defense, allowing just 108.5 yards per game ... Clemson also ranked 6th nationally in scoring offense, averaging 26.2 points a game ... The Tigers' defense recorded five shutouts during the course of the season.



Duke claimed its fourth ACC title (second outright) with a 5-1 league record, edging runner-up NC State (4-1-1) ... The Wolfpack, 9-1 in 1959, lost their chance to share the championship when it tied with South Carolina, 8-8, in their final game ... The ACC won its second straight bowl game when Duke defeated 7th-ranked Arkansas, 7-6, in the Cotton Bowl ... NC State's Roman Gabriel, the ACC's second-leading passer with 1,182 yards, Duke's Dwight Bumgarner and North Carolina's John Schroeder were Academic All-Americans ... William Hildebrand succeeded Paul Amen as head coach at Wake Forest ... South Carolina played at Clemson for the first time in the 64 years of the rivalry ... Wake Forest's Norm Snead set a ACC single season record with 1,676 yards passing ... Snead was ranked 5th nationally in total offense and 2nd nationally in passing (12.3) ... NC State's Roman Gabriel completed 60.5 percent of his passes, to set an ACC record and was named the ACC's Player of the Year ... Gabriel, who ranked 7th nationally in passing (10.5) and 10th in total offense, was named a first-team All-America by the FWAA ... Duke head coach Bill Murray was named ACC Coach of the Year for the second time after leading the Blue Devils to a No. 10 national ranking ... Duke senior tackle Dwight Bumgarner was named the recipient of the ACC's Jacobs Blocking Trophy as the Conference's top blocker ... Duke senior end Claude "Tea" Moorman, who led the ACC in pass receiving and finished second nationally with 46 catches, was named a first-team All-America by the FWAA ... Virginia sophomore end Joe Kehoe ranked 5th nationally in pass receiving with 34 catches, while Maryland junior end Gary Collins ranked 10th with 30 ... Maryland sophomore halfback James Condie ranked 5th nationally in kickoff returns, averaging 35.2 on just 10 returns ... Clemson sophomore guard Lon Armstrong ranked 10th nationally in points by kicking ... Wake Forest ranked 3rd nationally in passing offense, averaging 169.6 yards per game.



### 1959 All-ACC Football Team

<b>FIRST TEAM:</b> E-Pete Manning, WF E-Gary Barnes, CL T-Ed Pitts, USC T-Harold Olson, CL G-Mike McGee, DU G-Nick Patella, WF C-Rip Hawkins, UNC B-Norman Snead, WF B-Bill Mathis, CL B-Joel Arrington, DU B-Doug Cline, CL	<b>SECOND TEAM:</b> E-Al Goldstein, UNC E-Dwight Bumgarner, DU T-Lou Cordileone, CL T-Jim Gardner, DU G-Tom Gunderman, MD G-Frank Marocco, NCS C-Paul Snyder, CL B-Jack Cummings, UNC B-Ron Podwika, NCS B-Jim Joyce, MD B-Wade Smith, UNC
---	---

#### Statistical Leaders

Total Offense	Plays	Yds	Avg.	TDR		
Snead, WF	218	1365	136.5	13		
Cummings, UNC	169	957	95.7	6		
Rushing	Car.	Yds	Avg.	TD		
Joyce, MD	137	567	56.7	8		
Lavoie, USC	122	522	52.2	8		
Passing	Cmp	Att	Int.	Yds	TD	C/g
Snead, WF	82	191	16	1361	12	8.2
Gabriel, NCS	81	134	7	832	3	8.1
Receiving	Catches	Yds	TD	Avg.		
Allen, WF	25	462	4	2.5		
Podwika, NCS	23	181	0	2.3		
Scoring	TD	PAT	FG	TP		
Mathis, CL	11	4	0	70		
Lavoie, USC	8	12	0	60		

### 1960 All-ACC Football Team

<b>FIRST TEAM:</b> E-Tea Moorman, DU E-Gary Collins, MD T-Dwight Bumgarner, DU T-Collice Moore, NCS G-Art Browning, DU G-Jake Bodkin, USC C-Rip Hawkins, UNC B-Roman Gabriel, NCS B-Mark Leggett, DU B-Norman Snead, WF B-Lowndes Shingler, CL	<b>SECOND TEAM:</b> E-Jim Tapp, NCS E-John Schroeder, UNC T-Wayne Wolff, WF T-Ron Gassert, VA G-Alex Gilleskie, NCS G-Dave Lynn, CL C-Jim Fitzgerald, NCS B-Bob Elliott, UNC B-Don Altman, DU B-Fred Shepherd, UVA B-Bill McGuirt, CL
---	--

#### Statistical Leaders

Total Offense	Plays	Yds	Avg.	TDR		
Snead, WF	312	1630	163.0	10		
Gabriel, NCS	284	1356	135.6	15		
Rushing	Car.	Yds	Avg.	TD		
Shepherd, UVA	126	529	52.9	4		
Leggett, DU	87	436	43.6	3		
Passing	Cmp	Att	Int.	Yds	TD	C/g
Snead, WF	123	259	14	1676	10	12.3
Gabriel, NCS	105	186	7	1182	8	10.5
Receiving	Catches	Yds	TD	Avg.		
Moorman, DU	46	431	2	4.6		
Kehoe, UVA	34	378	2	3.4		
Scoring	TD	PAT	FG	TP		
McGuirt, CL	9	0	0	54		
Gabriel, NCS	7	0	0	42		

Team	Conference						Overall									
	AP	UPI	W	L	T	For	Opp	W	L	T	For	Opp	Home	Road	Neu	vsAP
Clemson	11	11	6	1	0	181	77	9	2	0	285	103	3-1	5-1	1-0	2-1
North Carolina	5	2	0	176	71	5	5	0	198	142	3-2	2-3	0-0	1-2		
Maryland	4	2	0	143	104	5	5	0	184	188	3-2	1-3	1-0	1-2		
Wake Forest	4	3	0	169	134	6	4	0	218	178	2-1	3-3	1-0	0-1		
South Carolina	4	3	0	104	129	6	4	0	170	169	5-1	1-2	0-1	1-0		
Duke	2	3	0	51	98	4	6	0	104	159	2-2	2-4	0-0	1-3		
NC State	0	6	0	76	122	1	9	0	117	201	0-3	0-5	1-1	0-0		
Virginia	0	5	0	44	209	0	10	0	80	393	0-4	0-4	0-2	0-2		
Versus Non-Conference Opponents: 10-20-0 (.333)																

Team	Conference						Overall									
	AP	UPI	W	L	T	For	Opp	W	L	T	For	Opp	Home	Road	Neu	vsAP
Duke	10	11	5	1	0	129	40	8	3	0	173	114	4-0	3-3	1-0	2-0
NC State	4	1	1	77	54	6	3	1	148	113	3-0	3-3	1-0	0-0		
Maryland	5	2	0	131	94	6	4	0	171	164	2-2	4-2	0-0	1-1		
Clemson	4	2	0	108	56	6	4	0	197	124	5-0	1-4	0-0	0-0		
South Carolina	3	3	1	99	92	3	6	1	117	186	3-1	1-1	0-5	0-0	0-0	
North Carolina	2	5	0	79	98	3	7	0	117	161	2-3	1-4	0-0	1-1		
Wake Forest	2	5	0	100	163	2	8	0	119	215	0-4	2-4	0-0	0-2		
Virginia	0	6	0	54	180	0	10	0	103	332	0-4	0-4	0-2	0-2		
Versus Non-Conference Opponents: 8-20-0 (.286)																

#### CLEMSON .... (AP-rank: CU/OPP)

W 20-18 18/12.... at North Carolina  
W 47-0 5/-..... at Virginia  
L 6-16 6/7.... at Georgia Tech  
W 23-0 -/-.....NC State  
W 27-0 17/-.. at South Carolina  
W 19-0 12/-.....at Rice  
W 6-0 10/-.....Duke  
L 25-28 11/-.....Maryland  
W 33-31 19/-.....Wake Forest  
W 56-3 14/-.....at Furman  
Bluebonnet Bowl  
W 23-7 11/7.... Texas Christian  
DUKE  
L 7-12 -/14 at South Carolina  
L 13-14 -/12.....at Ohio State  
W 24-7 -/-.....Rice  
L 0-12 -/-..... at Pittsburgh  
L 6-21 -/-.....Army  
W 17-15 -/-.....at NC State  
W 10-7 -/9.... at Georgia Tech  
L 0-6 -/10..... at Clemson  
W 27-15 -/-.....Wake Forest  
L 0-50 -/-.....North Carolina

#### MARYLAND

W 27-7 -/9..... West Virginia  
L 0-26 -/15..... at Texas  
L 0-29 -/20..... at Syracuse  
L 7-10 -/-..... Wake Forest  
W 14-7 -/-..... North Carolina  
L 6-22 -/-..... at South Carolina  
L 14-22 -/-..... Navy  
(Baltimore)  
W 28-25 -/11..... at Clemson  
W 55-12 -/-..... Virginia  
W 33-28 -/-..... NC State

#### NORTH CAROLINA

L 18-20 12/18..... Clemson  
L 8-28 -/-..... at Notre Dame  
W 20-12 -/-.....NC State  
W 19-6 -/11.....South Carolina  
L 7-14 -/-.....at Maryland  
W 21-19 -/-..... at Wake Forest  
L 7-29 -/20..... Tennessee  
L 7-14 -/-..... at Miami  
W 41-0 -/-..... Virginia  
W 50-0 -/-..... at Duke

#### NC STATE

W 15-13 -/-..... Virginia Tech  
(Norfolk)  
L 12-20 -/-..... at North Carolina  
L 0-23 -/-..... at Clemson  
L 14-17 -/-..... Wake Forest  
L 15-17 -/-..... Duke  
L 0-26 -/-..... Wyoming  
L 14-19 -/-.....Miss. Southern  
(Mobile, Ala.)  
L 12-21 -/-..... at UCLA  
L 7-12 -/-..... at South Carolina  
L 28-33 -/-..... at Maryland

#### SOUTH CAROLINA

W 12-7 14/-..... Duke  
W 30-0 20/-..... Furman  
W 30-14 16/13..... Georgia  
L 6-19 11/-..... at North Carolina  
L 0-27 -/-.....Clemson  
W 22-6 -/-..... Maryland  
W 32-20 -/-..... at Virginia  
L 6-26 -/-..... at Miami  
W 12-7 -/-.....NC State  
L 20-43 -/-..... Wake Forest  
(Charlotte)

#### VIRGINIA

L 0-37 -/-..... William & Mary  
L 0-47 -/5..... Clemson  
L 10-55 -/19..... at Florida  
L 12-19 -/-..... VMI  
(Lynchburg)  
L 14-40 -/-..... Virginia Tech  
(Richmond)  
L 0-33 -/-..... Vanderbilt  
L 12-34 -/-..... at Wake Forest  
L 20-32 -/-..... South Carolina  
L 0-41 -/-..... at North Carolina  
L 12-55 -/-..... at Maryland

#### WAKE FOREST

W 22-20 -/-..... at Florida State  
W 27-18 -/-..... Virginia Tech  
L 0-6 -/-..... at Tulane  
W 10-7 -/-..... at Maryland  
W 17-14 -/-..... at NC State  
L 19-21 -/-..... North Carolina  
W 34-12 -/-..... Virginia  
L 15-27 -/-..... at Duke  
L 31-33 -/19..... at Clemson  
W 43-20 -/-..... South Carolina  
(Charlotte)

#### CLEMSON .... (AP-rank: CU/OPP)

W 28-7 9/-..... at Wake Forest  
W 13-7 7/-..... Virginia Tech  
W 21-7 8/-..... Virginia  
L 17-19 8/-..... at Maryland  
L 6-21 -/-..... at Duke  
L 20-22 -/-..... at Vanderbilt  
W 24-0 -/-..... North Carolina  
W 12-2 -/-..... South Carolina  
L 14-25 -/-..... at Boston College  
W 42-14 -/-..... Furman  
DUKE  
W 31-0 -/-..... at South Carolina  
W 20-7 -/-..... at Maryland  
L 6-31 -/-..... at Michigan  
W 17-13 -/-..... NC State  
W 21-6 -/-..... Clemson  
W 6-0 15/-..... Georgia Tech  
W 19-10 13/4..... Navy  
W 34-7 7/-..... at Wake Forest  
L 6-7 6/-..... at North Carolina  
L 6-27 10/-..... at UCLA  
Cotton Bowl  
W 7-6 10/7..... Arkansas

#### MARYLAND

W 31-8 -/-..... at West Virginia  
L 0-34 -/15..... Texas  
L 7-20 -/-..... Duke  
L 10-13 -/-..... at NC State  
W 19-17 -/8..... Clemson  
W 14-13 -/-..... at Wake Forest  
W 15-0 -/-..... South Carolina  
L 9-28 -/-..... at Penn State  
W 22-19 -/-..... at North Carolina  
W 44-12 -/-..... at Virginia

#### NORTH CAROLINA

L 0-3 -/-.....NC State  
L 12-29 -/-..... at Miami  
W 12-7 -/-..... Notre Dame  
L 12-13 -/-..... Wake Forest  
L 6-22 -/-..... at South Carolina  
L 14-27 -/11..... at Tennessee  
L 0-24 -/-..... at Clemson  
L 19-22 -/-..... Maryland  
W 7-6 -/6..... Duke  
W 35-8 -/-..... at Virginia

#### NC STATE

W 29-14 -/-..... Virginia Tech  
W 3-0 -/-..... at North Carolina  
W 26-7 -/-..... Virginia  
W 13-10 -/-..... Maryland  
L 13-17 -/-..... at Duke  
L 0-7 -/-..... at UCLA  
W 20-13 -/-..... at Miss. Southern  
W 14-12 -/-..... at Wake Forest  
L 22-25 -/-..... at Arizona State  
T 8-8 -/-..... at South Carolina

#### SOUTH CAROLINA

L 0-31 -/-..... Duke  
L 6-38 -/-..... at Georgia  
L 6-21 -/-..... at Miami  
W 22-6 -/-..... North Carolina  
L 0-15 -/-..... at Maryland  
L 6-35 -/-..... at LSU  
L 2-12 -/-..... at Clemson  
T 8-8 -/-..... NC State  
W 41-20 -/-..... Wake Forest  
W 26-0 -/-..... Virginia  
VIRGINIA  
L 21-41 -/-..... William & Mary  
(Norfolk)  
L 7-26 -/-..... at NC State  
L 7-21 -/8..... at Clemson  
L 16-30 -/-..... VMI  
L 6-40 -/-..... Virginia Tech  
(Roanoke)  
L 20-28 -/-..... Wake Forest  
L 6-41 -/8..... at Navy  
L 12-44 -/-..... Maryland  
L 8-35 -/-..... North Carolina  
L 0-26 -/-..... at South Carolina

#### WAKE FOREST

L 7-24 -/9..... Clemson  
L 6-14 -/-..... at Florida State  
L 13-22 -/-..... at Virginia Tech  
W 13-12 -/-..... at North Carolina  
L 13-14 -/-..... Maryland  
W 28-20 -/-..... at Virginia  
L 12-14 -/-..... NC State  
L 7-34 -/7..... Duke  
L 0-16 -/-..... at LSU  
L 20-41 -/-..... at South Carolina



1961

ACC Champions - Duke
Player of the Year - Roman Gabriel, NC State
Coach of the Year - Bill Elias, Virginia

1962

ACC Champions - Duke
Player of the Year - Billy Gambrell, South Carolina
Coach of the Year - Bill Murray, Duke

Duke won its second straight ACC title and fifth overall, finishing with a 5-1 record, losing only to third-place Clemson ... The title was the 5th football championship shared or won by the Blue Devils in the ACC's nine-year history ... North Carolina finished second edging Maryland when the Terps lost their season finale to Virginia, 28-16 ... Earlier, the Cavaliers snapped an 18-game ACC losing streak with a 28-20 win over South Carolina ... NC State's Dennis Kroll was an Academic All-American ... The ACC posted its best record against non-league foes in the 1960's, despite having only two teams, Duke and Maryland, posting winning records ... Terp wide receiver Gary Collins, the ACC's leading receiver with 30 catches for 428 yards and four TDs, was a consensus All-America and finished 8th in the Heisman Trophy voting as for the first time, two ACC players finished in the Top 10 of the Heisman balloting ... Collins also finished 8th nationally in pass receptions (30) ... NC State senior quarterback Roman Gabriel led the ACC in total offense and passing and became the first player in league history to be named ACC Player of the Year two years in a row ... Gabriel ranked 3rd nationally in passing, was named a first-team All-America by both the AFCA and the FWA and finished 9th in the Heisman Trophy balloting ... He ended his career with six ACC records including career marks for most pass completions (285) and touchdown responsibility (34) ... Virginia head coach Bill Elias became just the second ACC head coach to be named Coach of the Year in his initial season on the job ... Duke junior tackle Art Gregory and North Carolina senior guard Jim LeCompte were named co-recipients of the ACC's Jacobs Blocking Trophy as the league's best blockers ... Wake Forest running back Alan White ranked 8th nationally in rushing per carry average, (6.3) ... Clemson's Eddie Werentz finished ranked 8th nationally (40.2) and Wake Forest's Bill Ruby ranked 10th nationally in punting ... Duke sophomore quarterback Jay Wilkinson ranked 2nd nationally in punt returns with 328 yards, while Maryland junior halfback Tom Brown ranked 5th, but averaged 24.3 yards on eight returns ... Brown ranked 2nd nationally with an ACC-record eight pass interceptions while North Carolina sophomore Junior Edge (7) ranked 3rd in the nation ... South Carolina senior halfback Jack Morris ranked 5th nationally in kickoff returns ... first-year head coaches were Virginia's Elias and Marvin Bass at South Carolina ... Maryland ranked 9th nationally in passing offense (146.4).

Duke won an unprecedented third-straight ACC title, posting the conference's first 6- league mark in the process ... The Championship was the 6th title captured outright or shared by the Blue Devils in the ACC's 10-year history ... Clemson (5-1) was second, while Maryland (5-2) finished third ... Virginia ended its season with a 41-0 victory over Rutgers, and posted its first .500 season in 10 years ... Academic All-American honors were accorded to Virginia QB Gary Cuozzo, who passed for 1,136 yards and North Carolina center Joe Craver ... South Carolina senior halfback Billy Gambrell led the ACC in scoring and finished second in rushing and was named the ACC Player of the Year ... Duke head coach Bill Murray became the first ACC head coach named Coach of the Year three times after leading the Blue Devils to their third straight ACC title, the first time that any ACC school had claimed three straight football championships ... Duke senior tackle Art Gregory was named the recipient of the ACC's Jacobs Blocking Trophy as the league's top blocker ... The honor for Gregory was his second straight as he shared the award in 1961 with North Carolina's Jim LeCompte ... Duke senior guard Jean Berry was named a first-team All-America by the FWA ... Maryland junior quarterback Dick Shiner ranked 3rd nationally in passing, averaging 12.1 completions per game ... North Carolina quarterback Junior Edge ranked 8th nationally (10.3) and Virginia QB Gary Cuozzo ranked 10th (9.8) ... Wake Forest's Donnie Frederick led the nation in kickoff returns averaging 22.8 yards on 29 returns ... Maryland senior halfback Tom Brown ranked 4th nationally in pass receptions, tying the ACC single-season record of 47 catches ... Brown also ranked 9th nationally in pass interceptions with six for 122 yards in returns ... North Carolina junior end Bob Lacey ranked 7th nationally with 44 receptions, but set an ACC record with 688 receiving yards ... Duke junior halfback Jay Wilkinson finished 4th nationally in punt returns ... Blue Devil placekicker Billy Reynolds tied for 6th nationally in points by kicking ... No ACC team was listed in the final AP ranking for the first time since the Conference's creation in 1953.

1961 All-ACC Football Team
FIRST TEAM: E-Gary Collins, MD; E-John Morris, NCS; T-Art Gregory, DU; T-Jim Moss, USC; G-Jim LeCompte, UNC; G-Jean Berry, DU; C-Bob Hacker, MD; B-Roman Gabriel, NCS; B-Alan White, WF; B-Billy Gambrell, UNC; B-Bob Elliott, UNC
SECOND TEAM: E-Bill Hull, WF; E-Bill Ruby, WF; T-Ron Gassert, UVA; T-Roger Shoals, MD; G-Calvin West, CL; G-Bill Kirchiro, MD; C-Joe Craver, UNC; B-Jim Parker, CL; B-Mark Leggett, DU; B-Ray Farris, UNC; B-Walt Rappold, DU

Statistical Leaders
Total Offense: Gabriel, NCS 283 1133 113.3 12; Farris, UNC 269 1028 102.8 6
Rushing: White, WF 93 586 58.6 4; Carson, UNC 116 406 40.6 3
Passing: Gabriel, NCS 99-186-6 937 8 9.9; Farris, UNC 71-159-11 875 2 7.1
Receiving: Collins, MD 30 428 4 3.0; Morris, NCS 24 325 1 2.4; Gambrell, UNC 24 241 2 2.4
Scoring: Scudato, CL 8 0 0 48; Elliott, UNC 3 12 3 39

1962 All-ACC Football Team
FIRST TEAM: E-Bob Lacey, UNC; E-Don Montgomery, NCS; T-Art Gregory, DU; T-Don Chuy, CL; G-Jean Berry, DU; G-Walter Rock, MD; C-Joe Craver, UNC; B-Billy Gambrell, UNC; B-Dick Shiner, MD; B-Tom Brown, MD; B-Mike Curtis, DU
SECOND TEAM: E-Pete Widener, DU; E-John Caskey, USC; T-Jim Moss, USC; T-Dave Graham, UVA; G-Bill Sullivan, NCS; G-Bob Rowley, UVA; C-Paul Bengel, DU; B-Mark Leggett, DU; B-Ken Willard, UNC; B-Dan Reeves, USC; B-Joe Scarpati, NCS.

Statistical Leaders
Total Offense: Shiner, MD 292 1426 142.6 10; Reeves, USC 279 1401 140.1 15
Rushing: Chiaverini, Md 156 602 60.2 5; Gambrell, USC 105 582 58.2 8
Passing: Shiner, MD 121-203-16 1324 4 12.1; Edge, UNC 103-185-12 1234 7 10.3
Receiving: Brown, MD 47 557 4 4.7; Lacey, UNC 44 668 5 4.4
Scoring: Gambrell, USC 8 2 0 50; Curtis, DU 8 2 0 50

Conference Overall
Team..... AP UPI..W L T For Opp W L T For Opp Home Road Neu vsAP
Duke..... 20... 14... 5 1 0 102 35 7 3 0 183 106 3-1 2-2 2-0 0-0
North Carolina..... 4 3 0 99 80 5 5 0 121 141 3-2 2-3 0-0 1-1
Maryland..... 3 3 0 78 97 7 3 0 156 141 4-1 3-2 0-0 1-0
Clemson..... 3 3 0 112 69 5 5 0 199 126 3-2 2-3 0-0 0-0
NC State..... 3 4 0 101 102 4 6 0 129 149 2-1 1-5 1-0 0-1
South Carolina..... 3 4 0 91 121 4 6 0 128 187 2-3 2-3 0-0 0-0
Wake Forest..... 3 4 0 72 92 4 6 0 103 159 3-1 1-5 0-0 0-0
Virginia..... 2 4 0 85 144 4 6 0 123 190 3-1 0-3 1-2 0-0
Versus Non-Conference Opponents: 14-14-0 (500)

Conference Overall
Team..... AP UPI..W L T For Opp W L T For Opp Home Road Neu vsAP
Duke..... 14... 6 0 0 134 43 8 2 0 199 105 4-1 3-1 1-0 0-0
Clemson..... 5 1 0 85 60 6 4 0 168 130 2-3 4-1 0-0 0-0
Maryland..... 5 2 0 172 77 6 4 0 170 128 4-1 2-3 0-0 0-0
South Carolina..... 3 4 0 134 91 4 5 1 187 148 3-0-1 1-5 0-0 0-0
NC State..... 3 4 0 84 80 3 6 1 108 139 1-2 2-3-1 0-1 0-0
North Carolina..... 3 4 0 92 106 3 7 0 112 206 2-3 1-4 0-0 0-1
Virginia..... 1 4 0 57 127 5 5 0 194 167 4-1 1-3 0-1 0-0
Wake Forest..... 0 7 0 44 178 0 10 0 66 278 0-5 0-5 0-0 0-0
Versus Non-Conference Opponents: 9-17-2 (.357)

CLEMSON ... (AP-rank: CU/OPP)
L 17-21 -/-..... at Florida
L 21-24 -/-..... Maryland
W 27-0 -/-..... at North Carolina
L 13-17 -/-..... Wake Forest
W 17-7 -/-..... at Duke
L 14-24 -/-..... at Auburn
W 21-6 -/-..... Tulane
L 14-21 -/-..... at South Carolina
W 35-6 -/-..... Furman
W 20-0 -/-..... NC State
DUKE
W 7-6 -/-..... at South Carolina
W 42-0 -/-..... Virginia (Richmond)
W 23-3 -/-..... Wake Forest
L 0-21 -/-..... at Georgia Tech
L 7-17 -/-..... Clemson
W 17-6 -/-..... at NC State
L 14-28 -/-..... at Michigan
W 30-9 -/-..... Navy (Norfolk)
W 6-3 -/-..... North Carolina
W 37-13 -/-..... Notre Dame
MARYLAND
W 14-6 -/-..... at SMU
W 24-21 -/-..... at Clemson
W 22-21 -/-..... Syracuse
L 8-14 10/-..... North Carolina
W 21-0 -/-..... at Air Force
L 10-20 -/-..... at South Carolina
W 21-17 -/-..... Penn State
W 10-7 -/-..... NC State
W 10-7 -/-..... Wake Forest
L 16-28 -/-..... at Virginia

NORTH CAROLINA
W 27-22 -/-..... NC State
L 0-27 -/-..... Clemson
W 14-8 -/-10..... at Maryland
W 17-0 -/-..... at South Carolina
L 0-10 -/-..... at Miami
W 22-21 -/-..... Tennessee
L 0-30 -/-4..... LSU
L 3-6 -/-..... at Duke
L 14-17 -/-..... at Wake Forest
W 24-0 -/-..... Virginia
NC STATE
L 14-15 -/-..... at Wyoming
L 22-27 -/-..... at North Carolina
W 21-14 -/-..... at Virginia
L 7-26 -/-3..... at Alabama
W 7-0 -/-..... Wake Forest
L 6-17 -/-..... Duke
W 7-6 -/-..... Miss. Southern (Jackson)
L 7-10 -/-..... at Maryland
W 33-14 -/-..... South Carolina
L 0-20 -/-..... at Clemson

SOUTH CAROLINA
L 6-7 -/-..... Duke
W 10-7 -/-..... at Wake Forest
L 14-17 -/-..... at Georgia
L 0-42 -/-..... LSU
L 0-17 -/-..... North Carolina
W 20-10 -/-..... Maryland
L 20-28 -/-..... at Virginia
W 21-14 -/-..... Clemson
L 14-38 -/-..... at NC State
W 23-7 -/-..... at Vanderbilt
VIRGINIA
W 21-6 -/-..... William & Mary
L 0-42 -/-..... Duke (Richmond)
L 14-21 -/-..... NC State
W 14-7 -/-..... VMI (Norfolk)
L 0-20 -/-..... Virginia Tech (Roanoke)
L 15-21 -/-..... at Wake Forest
W 28-20 -/-..... South Carolina
L 3-13 -/-..... at Navy
W 28-16 -/-..... Maryland
L 0-24 -/-..... at North Carolina
WAKE FOREST
L 0-31 -/-..... at Baylor
L 7-10 -/-..... South Carolina
L 3-23 -/-..... at Duke
W 17-13 -/-..... at Clemson
L 0-7 -/-..... at NC State
W 21-15 -/-..... Virginia
L 7-21 -/-..... at Auburn
W 24-15 -/-..... Virginia Tech
L 7-10 -/-..... at Maryland
W 17-4 -/-..... North Carolina

CLEMSON ... (AP-rank: CU/OPP)
L 9-26 -/-..... at Georgia Tech
W 7-0 -/-..... at NC State
W 24-7 -/-..... at Wake Forest
L 16-24 -/-..... Georgia
L 0-16 -/-..... Duke
L 14-17 -/-..... Auburn
W 17-6 -/-..... North Carolina
W 44-3 -/-..... at Furman
W 17-14 -/-..... at Maryland
W 20-17 -/-..... South Carolina
DUKE
L 7-14 8/-..... at Southern Cal
W 21-8 -/-..... South Carolina
W 28-21 -/-..... Florida (Jacksonville)
W 21-7 -/-..... California
W 16-0 -/-..... at Clemson
W 21-14 -/-..... NC State
L 9-20 -/-..... Georgia Tech
W 10-7 -/-..... Maryland
W 50-4 -/-..... at Wake Forest-
W 16-14 -/-..... at North Carolina
MARYLAND
W 7-0 -/-..... SMU
W 13-2 -/-..... at Wake Forest
W 14-6 -/-..... at NC State
W 31-13 -/-..... North Carolina
L 24-28 -/-..... at Miami
W 13-11 -/-..... South Carolina
L 7-23 -/-..... at Penn State
L 7-10 -/-..... at Duke
L 14-17 -/-..... Clemson
W 40-18 -/-..... Virginia

NORTH CAROLINA
L 6-7 -/-..... NC State
L 7-41 -/-2..... at Ohio State
L 6-38 -/-..... at Michigan State
L 13-31 -/-..... Maryland
W 19-14 -/-..... South Carolina
W 23-14 -/-..... Wake Forest
L 6-17 -/-..... at Clemson
W 11-7 -/-..... at Virginia
L 7-21 -/-..... at Notre Dame
L 14-16 -/-..... Duke
NC STATE
W 7-6 -/-..... at North Carolina
L 0-7 -/-..... Clemson
L 6-14 -/-..... Maryland
L 14-19 -/-..... at Nebraska
L 0-30 -/-..... Southern Miss (Mobile, Ala.)
L 14-21 -/-..... at Duke
T 10-10 -/-..... at Georgia
L 6-17 -/-..... at South Carolina
W 24-12 -/-..... Virginia
W 27-3 -/-..... at Wake Forest

SOUTH CAROLINA
L 20-37 -/-..... at Northwestern
L 8-21 -/-..... at Duke
T 7-7 -/-..... Georgia
W 27-6 -/-..... Wake Forest
L 14-19 -/-..... at North Carolina
L 11-13 -/-..... at Maryland
W 40-6 -/-..... Virginia
W 17-6 -/-..... NC State
W 26-13 -/-..... at Detroit
L 17-20 -/-..... at Clemson
VIRGINIA
W 19-7 -/-..... William & Mary
L 15-20 -/-..... Virginia Tech (Roanoke)
W 28-6 -/-..... VMI
W 14-12 -/-..... Wake Forest
W 34-7 -/-..... Davidson
L 6-40 -/-..... at South Carolina
L 7-11 -/-..... North Carolina
L 12-24 -/-..... at NC State
L 18-40 -/-..... at Maryland
W 41-0 -/-..... at Rutgers
WAKE FOREST
L 14-40 -/-..... at Army
L 2-13 -/-..... Maryland
L 7-24 -/-..... Clemson
L 6-27 -/-..... South Carolina
L 12-14 -/-..... at Virginia
L 14-23 -/-..... at North Carolina
L 0-23 -/-..... at Tennessee
L 8-37 -/-..... at Virginia Tech
L 0-50 -/-..... Duke
L 3-27 -/-..... NC State

1963

ACC Co-Champion - NC State, North Carolina
Player of the Year - Jay Wilkinson, Duke
Coach of the Year - Jim Hickey, North Carolina
and Earle Edwards, NC State

1964

ACC Champion - NC State
Player of the Year - Brian Piccolo, Wake Forest
Coach of the Year - Bill Tate, Wake Forest

North Carolina and NC State, a combined 6-13-1 in 1962, tied for the 1963 conference crown with 6-1 records ... The Tar Heels beat the Wolfpack, 31-10, but lost to Clemson, 11-7 ... Duke and Clemson, both 5-2, tied for second ... For the first time in its history, the ACC had two teams, North Carolina and NC State, earn bowl bids ... The Tar Heels, 3-7 a year earlier and making their first bowl appearance since 1950, trounced Air Force, 35-0, in the Gator Bowl, while the Wolfpack, 3-6-1 the previous fall, and playing in the post-season for the first time in 17 years, dropped a 16-12 decision to Mississippi State in the Liberty Bowl ... North Carolina QB Junior Edge and NC State's Joe Scarpati were Academic All-Americans ... Head Coaches Jim Hickey of North Carolina and Earle Edwards of NC State, who shared the ACC Football Championship, also shared the ACC's Coach of the Year Award ... Duke senior halfback Jay Wilkinson led the ACC in scoring (72 pts) and finished second in rushing and was named the ACC's Player of the Year ... Wilkinson finished 4th nationally in scoring and was named a first-team All-America by the FWAA and NE ... he also finished 9th in the Heisman Trophy balloting ... Duke senior tackle Chuck Walker was named the recipient of the ACC's Jacobs Blocking Trophy as the league's top blocker ... North Carolina end Bob Lacey was named a first-team All-America by the Associated Press and Newspaper Enterprise Association (NE) ... Duke quarterback Scotty Glacken set an ACC record with four TD passes against Clemson in the Blue Devils' 35-30 victory ... Wake Forest quarterback Karl Sweeten set an ACC mark for most pass interceptions, throwing six against Clemson in a 36-0 loss ... Maryland quarterback Dick Shiner led the ACC in passing and ranked 5th nationally with 10.8 completions per game ... Duke QB Scott Glacken tied for 9th nationally (10.1) ... Duke senior end Stan Crisson led the ACC in pass receiving and tied for 2nd nationally, averaging 4.8 catches per game ... Maryland junior end Darryl Hill, ranked 5th nationally in pass receiving (4.3 per game) ... North Carolina finished 10th nationally in total offense, averaging 341.4 yards per game ... Clemson ranked 6th nationally in rushing defense, allowing only 93.1 yards per game on the ground ... The Tigers also ranked 5th nationally (184.7) in total defense.



NC State won its second outright ACC title and third overall, with a 5-2 league mark ... The Wolfpack lost to both Duke and Wake Forest ... The Blue Devils were second with a 3-2-1 record ... For the only time in conference history, no team finished with a winning record overall and the league's last place team, Virginia, finished with a .500 record-or-better ... Wake Forest, 1-19 the previous two years, posted a 5-5 mark and earned first-year head coach Bill Tate league Coach of the Year honors ... Deacon halfback Brian Piccolo became the first ACC player to lead the nation in rushing with 1,044 yards and scoring with 111 points ... Both yards and points were ACC single-season records ... Piccolo was named the ACC's Player of the Year ... Piccolo also finished 10th in the Heisman Trophy balloting ... North Carolina running back Ken Willard, third among conference rushing leaders with 835 yards, earned Academic All-America honors ... Willard was named a first-team All-America (Central Press) ... North Carolina senior fullback Eddie Kesler was named the recipient of the ACC's Jacobs Blocking Trophy as the top blocker in the Conference ... Maryland running back Bo Hickey was ranked 10th nationally in rushing with 894 yards ... Virginia junior halfback Roger Davis ranked 4th nationally in kickoff returns with 461 yards, while Duke junior halfback John Gutekunst ranked 5th nationally (458) ... Maryland placekicker Bernardo Bramson ranked 7th nationally in points by kicking (44) ... Future NFL head coaches Dan Reeves (USC) and John Mackovic (WF) both earned second-team All-ACC honors.



1963 All-ACC Football Team

Table listing 1963 All-ACC Football Team members, divided into First Team and Second Team with player names and their schools.

Statistical Leaders

Table of statistical leaders for 1963, including Total Offense, Rushing, Passing, Receiving, and Scoring categories with player names and stats.

1964 All-ACC Football Team

Table listing 1964 All-ACC Football Team members, divided into First Team and Second Team with player names and their schools.

Statistical Leaders

Table of statistical leaders for 1964, including Total Offense, Rushing, Passing, Receiving, and Scoring categories with player names and stats.

Table showing conference and overall records for 1963, including Team, AP, UPI, W, L, T, For, Opp, Home, Road, Neu, vsAP, and Versus Non-Conference Opponents.

Table showing conference and overall records for 1964, including Team, AP, UPI, W, L, T, For, Opp, Home, Road, Neu, vsAP, and Versus Non-Conference Opponents.

Table listing Clemson (AP-rank: CU/OPP) game results from 1963 to 1964.

Table listing North Carolina game results from 1963 to 1964.

Table listing South Carolina game results from 1963 to 1964.

Table listing Clemson (AP-rank: CU/OPP) game results from 1964 to 1965.

Table listing North Carolina game results from 1964 to 1965.

Table listing South Carolina game results from 1964 to 1965.

Duke and South Carolina finished the 1965 gridiron season tied atop the league standings with identical 4-2 league records ... However, due to the participation of two ineligible players, South Carolina was required to forfeit all of its victories, including wins over NC State and Clemson ... As a result, the Wolfpack and Tigers finished with 5-2 records and were declared co-champions ... Duke, which had lost to Clemson, 3-2, remained with a 4-2 ACC mark and finished third ... George Blackburn became Virginia's 33rd head coach ... Maryland's Bob Sullivan had a NCAA-leading 10 interceptions ... NC State defensive back Tony Golmont tied for 4th nationally with seven pass interceptions ... Virginia's Don Parker was an Academic All-American... North Carolina quarterback Danny Talbott, who led the ACC in total offense (1,477 yards), was named the league's Player of the Year ... Talbott, a true triple threat, also led the ACC in scoring with 70 points including 7 touchdowns, 13 PATs and 5 field goals ... NC State head coach Earle Edwards was tabbed for the third time as the ACC's Coach of the Year ... Duke senior offensive guard John McNabb was named the recipient of the ACC's Jacobs Blocking Trophy as the league's top blocker ... Duke punter Rodney Stewart ranked 7th in the nation, averaging 42.8 yards on 41 punts ... South Carolina halfback Benny Galloway ranked 10th nationally in kickoff returns (463) ... at the end of the 1965-66 school year North Carolina's Danny Talbott, who earned all-ACC honors in football and basketball, was named the ACC's Athlete of the Year and winner of the Anthony McKeivin Award.



Frank Howard's Clemson Tigers won their fourth outright title and fifth overall, posting a 6-1 ACC record with their only loss to second-place NC State, which finished a game back at 5-2 ... The Wolfpack's two losses were to North Carolina and South Carolina and were the only league wins on the year for the Tar Heels and Gamecocks ... Virginia (3-3) tied Maryland for third, its best finish since the ACC was formed ... Clemson was the only ACC team to post a winning overall record ... NC State defensive tackle Dennis Byrd (NE), Clemson offensive tackle Wayne Mass (AFCA) and Duke linebacker Bob Matheson (AP) were named first-team All-Americans... South Carolina defeated NC State, 31-22, in the Wolfpack's first game in the Carter-Finley Stadium, then titled Carter Stadium ... First-year head coaches were Tom Harp at Duke, Lou Saban at Maryland and Paul Dietzel at South Carolina ... Three players, Roger Hayes of Duke, NC State's Don Donaldson and Virginia's Don Parker, were Academic All-Americans, Parker for the second straight year ... Clemson head coach Frank Howard was named the ACC's Coach of the Year for the second time in his career ... Virginia quarterback Bob Davis was named the ACC's Player of the Year after leading the conference in total offense (1,688 yards) and passing ... Clemson offensive tackle Wayne Mass was named the recipient of the ACC's Jacobs Blocking Trophy as the league's top blocker ... Virginia halfback Frank Quayle led the nation in all-purpose yardage, averaging 161.6 yards per game ... NC State wingback Gary Rowe ranked 4th nationally in kickoff returns (505 yards), while North Carolina halfback Dave Riggs (6th), Duke halfback Andy Beath (9th) and Virginia's Quayle (10th) all were ranked among the nation's top ten ... NC State placekicker Harold Deters ranked 7th nationally in points by kicking ... South Carolina defensive back Bobby Bryant, who was also an All-America baseball player, was named the ACC's Athlete of the Year and recipient of the McKeivin Award.



1965 All-ACC First Team

Table listing 1965 All-ACC First Team players for Offense and Defense, including names like E-J.R. Wilburn, USC and E-Butch Sursavage, CL.

Statistical Leaders

Table listing statistical leaders for 1965 in categories like Total Offense, Rushing, Passing, Receiving, and Scoring.

1966 All-ACC First Team

Table listing 1966 All-ACC First Team players for Offense and Defense, including names like E-Ed Carrington, UVA and E-Butch Sursavage, CL.

Statistical Leaders

Table listing statistical leaders for 1966 in categories like Total Offense, Rushing, Passing, Receiving, and Scoring.

Conference and Overall records for 1965 season, listing teams like Duke, South Carolina, NC State, Clemson, etc.

Conference and Overall records for 1966 season, listing teams like Clemson, NC State, Virginia, Maryland, etc.

Detailed schedule for 1965 season, listing games for Clemson, North Carolina, South Carolina, Duke, Maryland, Virginia, Wake Forest, and NC State.

Detailed schedule for 1966 season, listing games for Clemson, North Carolina, South Carolina, Duke, Virginia, Wake Forest, and NC State.

# 1967

ACC Champion - Clemson  
Player of the Year - Buddy Gore, Clemson  
Coach of the Year - Earle Edwards, NC State

Clemson captured its second straight outright title, and sixth overall, with a perfect 6-0 mark ... NC State (5-1) finished second, with its only loss a 14-6 decision to the Tigers in its final regular-season game ... The Wolfpack compiled an 8-2 regular season overall record and earned a trip to the Liberty Bowl, where they defeated Georgia, 14-7 ... State was ranked as high as No. 3 nationally before falling out of the nation's Top 10 at season's end ... Maryland hired its third football coach in as many years with **Bob Ward** replacing **Lou Saban** ... The Terps, who had never finished lower than fifth place in the ACC standings, suffered through their first winless season in 75 years and finished eighth with an 0-6 ACC mark and 0-9 record overall ... **Harry Olszewski** of Clemson and NC State's **Dennis Byrd** earned consensus All-America honors ... NC State head coach **Earle Edwards** became the first coach in ACC history to be named Coach of the Year four times ... Clemson tailback **Buddy Gore**, who led the ACC in rushing was named the Conference's Player of the Year ... Gore finished the year ranked 8th nationally in rushing ... Clemson senior guard **Harry Olszewski** was named the recipient of the ACC's Jacobs Blocking Trophy as the league's top blocker ... NC State placekicker **Gerald Warren** led the nation in points by kicking with 70 and in field goals with 17 ... NC State All-ACC defensive back **Fred Combs** led the ACC and placed 9th nationally in punt returns, averaging 9.0 yards on 22 returns ... Combs also earned first-team All-America honors ... Maryland's **Kenny Dutton** ranked 10th nationally in kickoff returns with 454 yards ... Virginia finished the year ranked 2nd nationally in pass defense, allowing only 91.8 yards per game through the air ... NC State's "White Shoes" defense finished the year ranked 6th nationally in scoring defense, allowing just 8.7 points per game.



## 1967 All-ACC First Team

### OFFENSE:

E-Harry Martell, NCS  
E-Rick Decker, WF  
T-Wayne Mass, CL  
T-Greg Shelly, UVA  
G-Harry Olszewski, CL  
G-Norm Cates, NCS  
C-Mike Murphy, DU  
B-Freddie Summers, WF  
B-Buddy Gore, CL  
B-Frank Quayle, UVA  
B-Warren Muir, USC

### DEFENSE:

E-Mark Capuano, NCS  
E-Ronnie Ducworth, CL  
T-Dennis Byrd, NCS  
T-Don Somma, USC  
MG-Bob Foyle, DU  
LB-Tim Bice, USC  
LB-Jimmy Catoe, CL  
DB-Andy Beath, DU  
DB-Fred Combs, NCS  
DB-Frank Libertore, CL  
DB-Jack Davenport, UNC  
SP-Gerald Warren, NCS

### Statistical Leaders

Total Offense	Plays	Yds	Avg.	TDR
Summers, WF	338	1419	141.9	12
Bomar, UNC	356	1402	140.2	6

Rushing	Car.	Yds	Avg.	TD
Gore, CL	230	1045	104.5	9
Muir, USC	188	805	80.5	6

Passing	Cmp-Att-Int.	Yds	TD	C/g
Addison, CL	82-174-10	924	5	8.2
Woodall, DU	79-150-9	1009	2	7.9

Receiving	Catches	Yds	TD	Avg.
Zeigler, USC	35	370	0	3.5
Davis, UNC	30	338	2	3.0

Scoring	TD	PAT	FG	TP
Warren, NCS	0	19	17	70
Quayle, UVA	10	0	0	60

Team	Conference											Overall				
	AP	UPI	W	L	T	For	Opp	W	L	T	For	Opp	Home	Road	Neu	vsAP
Clemson	6	0	0	118	38	6	4	0	166	128	3-2	3-2	0-0	1-1		
NC State	17	5	1	0	132	52	9	2	214	94	4-0	4-2	1-0	1-0		
South Carolina	4	2	0	125	108	5	5	0	159	166	4-1	1-4	0-0	0-0		
Virginia	3	3	0	103	103	5	5	0	172	169	2-3	3-2	0-0	0-1		
Wake Forest	3	4	0	128	140	4	6	0	175	256	2-1	2-4	0-1	0-2		
Duke	2	4	0	84	101	4	6	0	143	153	0-3	2-3	2-0	0-1		
North Carolina	2	5	0	78	115	2	8	0	104	182	1-4	1-4	0-0	0-0		
Maryland	0	6	0	40	151	0	9	0	46	231	0-4	0-5	0-0	0-1		

Versus Non-Conference Opponents: 9-20-0 (.310)

# 1968

ACC Champion - NC State  
Player of the Year - Frank Quayle, Virginia  
Coach of the Year - George Blackburn, Virginia

NC State emerged with its third outright ACC title, beating six of its seven league opponents ... The Wolfpack's lone setback was to Clemson, 24-19 ... The Tigers went to the final weekend of the season before losing to South Carolina and finishing second with a 4-1-1 mark ... Virginia, the first ACC team to average over 400 yards in total offense (439.4), also recorded its first winning season (7-3) since 1952 ... NC State's **Bobby Hall** was an Academic All-America selection ... Duke QB **Leo Hart** became the first ACC player to pass for over 2,000 yards, totaling 2,238 yards and 11 TDs ... He finished ranked 10th nationally in passing, averaging 16.2 completions per game ... Virginia tailback **Frank Quayle** set an ACC rushing record with 1,213 yards and an ACC "combo" record--yards rushing and receiving--of 1,665 yards ... Quayle was named ACC Player of the Year and was ranked 9th nationally in rushing yardage ... Virginia head coach **George Blackburn**, who guided the Cavaliers to their best record since joining the conference, was named ACC Coach of the Year ... Virginia senior offensive tackle **Greg Shelly** was named the recipient of the ACC's Jacobs Blocking Trophy, as the conference's best blocker ... NC State junior defensive tackle **Ron Carpenter** was named a first-team All-America ... Duke senior end **Henley Carter** ranked 6th nationally in pass receptions and set ACC single-season records for most receptions (65) and yards receiving (892) ... NC State's **Bobby Hall** ranked 2nd nationally in kickoff returns with and set an ACC single-season record with 721 yards, while Duke's **Ed Hicklin** ranked 8th nationally (555) and North Carolina's **Don McCauley** ranked 9th in the nation (553) ... Virginia ranked 9th nationally in rushing offense (280.0) ... Duke ranked 5th nationally in passing offense (265.3).



## 1968 All-ACC First Team

### OFFENSE:

E-Henley Carter, DU  
E-Fred Zeigler, USC  
T-Greg Shelly, UVA  
T-Joe Lhotsky, CL  
G-Don Jordan, NCS  
G-Chuck Hammer, UVA  
C-Carey Metts, NCS  
B-Frank Quayle, UVA  
B-Leo Hart, DU  
B-Buddy Gore, CL  
B-Bobby Hall, NCS

### DEFENSE:

E-Mark Capuano, NCS  
E-Ronnie Ducworth, CL  
T-John Cagle, CL  
T-Ron Carpenter, NCS  
MG-Bob Paczkoski, UVA  
LB-Jimmy Catoe, CL  
LB-Dick Biddle, DU  
DB-Wally Orrel, USC  
DB-Gary Yount, NCS  
DB-Jack Whitley, NCS  
DB-Digit Laughridge, WF

### Statistical Leaders

Total Offense	Plays	Yds	Avg.	TDR
Hart, DU	403	2340	234.0	14
Summers, WF	409	2103	210.3	16

Rushing	Car.	Yds	Avg.	TD
Quayle, UVA	175	1213	121.3	12
Lovett, MD	217	963	96.3	7

Passing	Cmp-Att-Int.	Yds	TD	C/g
Hart, DU	162-301-11	2238	11	16.2
Summers, WF	125-250-25	1664	9	12.5

Receiving	Catches	Yds	TD	Avg.
Carter, DU	65	892	2	6.5
Zeigler, USC	59	848	6	5.9

Scoring	TD	PAT	FG	TP
Quayle, UVA	14	0	0	84
Anderson, UVA	10	2	0	62

Team	Conference											Overall				
	AP	UPI	W	L	T	For	Opp	W	L	T	For	Opp	Home	Road	Neu	vsAP
NC State	6	1	0	170	74	6	4	0	205	185	3-2	3-2	0-0	0-0		
Clemson	4	1	1	126	82	4	5	1	184	179	2-2	2-3	1-0	0-0		
Virginia	3	2	0	147	117	7	3	0	329	222	4-1	3-2	0-0	0-1		
South Carolina	4	3	0	160	150	4	6	0	204	226	0-4	4-2	0-0	0-2		
Duke	3	4	0	133	169	4	6	0	214	287	2-2	1-4	1-0	0-0		
Wake Forest	2	3	1	136	127	2	7	1	212	228	2-2	1-1	0-5	0-0		
Maryland	2	5	0	130	186	2	8	0	171	299	2-3	0-4	0-1	0-1		
North Carolina	1	6	0	133	230	3	7	0	178	272	2-3	1-4	0-0	1-0		

Versus Non-Conference Opponents: 7-21-0 (.250)

**CLEMSON** ... (AP-rank: CU/OPP)  
W 23-6 --/-- at Wake Forest  
L 17-24 --/5 at Georgia  
L 0-10 --/-- at Georgia Tech  
L 21-43 --/-- at Auburn  
W 13-7 --/-- at Duke  
L 10-13 --/-- at Alabama  
W 17-0 --/-- at North Carolina  
W 28-7 --/-- at Maryland  
W 14-6 --/10 at NC State  
W 23-12 --/-- at South Carolina

**NORTH CAROLINA**  
L 7-13 --/-- at NC State  
L 10-16 --/-- at South Carolina  
L 11-36 --/-- at Tulane  
L 7-21 --/-- at Vanderbilt  
L 8-10 --/-- at Air Force  
W 14-0 --/-- at Maryland  
L 10-20 --/-- at Wake Forest  
L 0-17 --/-- at Clemson  
L 17-40 --/-- at Virginia  
W 20-9 --/-- at Duke

**SOUTH CAROLINA**  
W 34-3 --/-- at Iowa State  
W 16-10 --/-- at North Carolina  
W 21-17 --/-- at Duke  
L 0-21 --/-- at Georgia  
L 0-17 --/-- at Florida State  
W 24-23 --/-- at Virginia  
W 31-0 --/-- at Maryland  
L 21-35 --/-- at Wake Forest  
L 0-17 --/-- at Alabama  
L 12-23 --/-- at Clemson

**DUKE**  
W 31-13 --/-- at Wake Forest (Raleigh)  
L 7-10 --/-- at Michigan  
L 17-21 --/-- at South Carolina  
W 10-7 --/-- at Army  
W 13-6 --/-- at Virginia  
L 7-13 --/-- at Clemson  
L 7-28 --/5 at NC State  
L 7-19 --/-- at Georgia Tech  
W 35-16 --/-- at Navy (Miami, Fla.)  
L 9-20 --/-- at North Carolina

**NC STATE**  
W 13-7 --/-- at North Carolina  
W 24-6 --/-- at Buffalo  
W 20-10 --/-- at Florida State  
W 16-6 --/2 at Houston  
W 31-9 --/5 at Maryland  
W 24-7 --/5 at Wake Forest  
W 28-7 5/-- at Duke  
W 30-8 4/-- at Virginia  
L 8-13 3/-- at Penn State  
L 6-14 10/-- at Clemson  
Liberty Bowl  
W 14-7 --/-- at Georgia

**VIRGINIA**  
L 7-26 --/-- at Army  
W 35-12 --/-- at Buffalo  
W 14-12 --/-- at Wake Forest  
L 6-13 --/-- at Duke  
L 23-24 --/-- at South Carolina  
L 13-18 --/-- at VMI  
L 8-30 --/4 at NC State  
W 40-17 --/-- at North Carolina  
W 14-10 --/-- at Tulane  
W 12-7 --/-- at Maryland

**MARYLAND**  
L 0-35 --/-- at Oklahoma  
L 3-7 --/-- at Syracuse  
L 9-31 --/9 at NC State  
L 0-14 --/-- at North Carolina  
L 0-31 --/-- at South Carolina  
L 3-38 --/-- at Penn State  
L 7-28 --/-- at Clemson  
L 17-35 --/-- at Wake Forest  
L 7-12 --/-- at Virginia

**WAKE FOREST**  
L 13-31 --/-- at Duke (Raleigh)  
L 6-23 --/-- at Clemson  
L 6-50 --/3 at Houston  
L 12-14 --/-- at Virginia  
L 10-42 --/-- at Memphis State  
L 7-24 --/5 at NC State  
W 20-10 --/-- at North Carolina  
W 35-21 --/-- at South Carolina  
W 31-24 --/-- at Tulsa  
W 35-17 --/-- at Maryland

**CLEMSON** (AP-rank: CU/OPP)  
T 20-20 --/-- at Wake Forest  
L 13-31 --/-- at Georgia  
L 21-24 --/-- at Georgia Tech  
L 10-21 --/-- at Auburn  
W 39-22 --/-- at Duke  
L 14-21 --/-- at Alabama  
W 24-19 --/-- at NC State  
W 16-0 --/-- at Maryland  
W 24-14 --/-- at North Carolina  
L 3-7 --/-- at South Carolina

**NORTH CAROLINA**  
L 6-38 --/-- at NC State  
L 27-32 --/-- at South Carolina  
W 8-7 --/-- at Vanderbilt  
L 24-33 --/-- at Maryland  
W 22-7 --/7 at Florida  
L 31-48 --/-- at Wake Forest  
L 15-28 --/-- at Air Force  
L 6-41 --/-- at Virginia  
L 14-24 --/-- at Clemson  
W 25-14 --/-- at Duke

**VIRGINIA**  
L 6-44 --/1 at Purdue  
W 47-0 --/-- at VMI  
W 41-14 --/-- at Davidson  
W 50-20 --/-- at Duke  
L 0-19 --/-- at NC State  
W 24-0 --/-- at Navy  
L 28-49 --/-- at South Carolina  
W 41-6 --/-- at North Carolina  
W 63-47 --/-- at Tulane  
W 28-23 --/-- at Maryland

**DUKE**  
W 14-7 --/-- at South Carolina  
L 10-31 --/-- at Michigan  
W 30-28 --/-- at Maryland (Norfolk)  
L 20-50 --/-- at Virginia  
L 22-39 --/-- at Clemson  
L 25-57 --/-- at Army  
W 46-30 --/-- at Georgia Tech  
L 15-17 --/-- at NC State  
W 18-3 --/-- at Wake Forest  
L 14-25 --/-- at North Carolina

**NC STATE**  
W 10-6 --/-- at Wake Forest  
W 38-6 --/-- at North Carolina  
L 14-28 --/-- at Oklahoma  
L 14-35 --/-- at SMU  
W 36-12 --/-- at South Carolina  
W 19-0 --/-- at Virginia  
W 31-11 --/-- at Maryland  
L 19-24 --/-- at Clemson  
W 17-15 --/-- at Duke  
L 7-48 --/-- at Florida State

**SOUTH CAROLINA**  
L 7-14 --/-- at Duke  
W 32-27 --/-- at North Carolina  
L 20-21 --/16 at Georgia  
L 12-36 --/-- at NC State  
L 19-21 --/-- at Maryland  
L 28-35 --/20 at Florida State  
W 49-28 --/-- at Virginia  
W 34-21 --/-- at Wake Forest  
L 6-17 --/-- at Virginia Tech  
W 7-3 --/-- at Clemson

**MARYLAND**  
L 14-24 --/-- at Florida State  
L 14-32 --/-- at Syracuse  
L 28-30 --/-- at Duke (Norfolk)  
W 33-24 --/-- at North Carolina  
W 21-19 --/-- at South Carolina  
L 11-31 --/-- at NC State  
L 14-38 --/-- at Wake Forest  
L 0-16 --/-- at Clemson  
L 13-57 --/3 at Penn State  
L 23-28 --/-- at Virginia

**WAKE FOREST**  
L 6-10 --/-- at NC State  
T 20-20 --/-- at Clemson  
L 19-24 --/-- at Minnesota  
L 6-7 --/-- at Virginia Tech  
L 27-28 --/5 at Purdue  
W 48-31 --/-- at North Carolina  
W 38-14 --/-- at Maryland  
L 21-34 --/-- at South Carolina  
L 3-18 --/-- at Duke  
L 24-42 --/-- at Florida State

1969

ACC Champion - South Carolina
Player of the Year - Don McCauley, North Carolina
Coach of the Year - Paul Dietzel, South Carolina

1970

ACC Champion - Wake Forest
Player of the Year - Don McCauley, North Carolina
Coach of the Year - Cal Stoll, Wake Forest

South Carolina captured its first outright ACC championship, winning all six of its league games... Coach Paul Dietzel's club became only the third team in ACC history, to post a 6-0 record... Dietzel was named ACC Coach of the Year... Defending champion NC State was a distant second at 3-2-1... Clemson, Duke, Maryland and North Carolina all tied for third... The Gamecocks made their first post-season appearance in 23 years, losing to West Virginia in the Peach Bowl, 14-3... Clemson's Frank Howard retired at the end of the 1969 season with a 30-year mark of 165-118-12, including six conference titles... North Carolina's Don Hartig was an Academic All-American... First year head coaches were Roy Lester at Maryland and Cal Stoll at Wake Forest... North Carolina tailback Don McCauley, who led the ACC in rushing and finished 8th nationally, was named ACC Player of the Year... Maryland senior offensive tackle Ralph Sontag was named the recipient of the ACC's Jacobs Blocking Trophy as the league's top blocker... South Carolina fullback Warren Muir was a first-team All-America selection by the AFCA... North Carolina finished the year ranked 9th nationally in rushing offense, gaining 261.5 yards per game on the ground... Virginia finished the year ranked 7th nationally in pass defense, allowing just 107.3 yards per game, while Duke was ranked 9th (111.2) and Wake Forest 10th (116.1) in pass defense... The Cavaliers were ranked 10th nationally in total defense, allowing only 235.8 yards per game.



Wake Forest, under ACC Coach of the Year Cal Stoll, captured its first conference football crown by compiling a 5-1 record... The Deacons, the league's seventh place team a year earlier, lost their opening ACC contest to South Carolina, 43-7, but then reeled off five straight wins... Duke and North Carolina finished in a tie for second with 5-2 records... The Tar Heels had the best overall record at 8-3 and earned a berth in the Peach Bowl where they dropped a high-scoring affair to Arizona State, 48-26... Duke became the first team since the formation of the ACC in 1953 to win 100 games, knocking off NC State, 22-6, October 17... UNC tailback Don McCauley set an ACC and NCAA record by rushing for 1,720 yards shattering the previous national record of 1,709 yards set in 1968 by O.J. Simpson... McCauley also led the nation in all-purpose yards, averaging 183.7 yards per game for a total of 2,021 yards... For his efforts, McCauley became only the second player in ACC history to be named Player of the Year in consecutive seasons, following in the footsteps of NC State's Roman Gabriel in 1960-61... Other ACC records set included 126 points scored by McCauley and Duke's Wes Chesson's 74 pass receptions... Chesson also became the first player in ACC annals to reach the 1,000-yard mark in receiving yardage with 1,080 yards, a record that would stand until 1987... Chesson ranked 6th nationally in pass receptions, while McCauley was 3rd in the nation in scoring... Virginia senior center Dan Ryczek was named the recipient of the ACC's Jacobs Blocking Trophy as the league's top blocker... North Carolina senior quarterback Paul Miller was named the first recipient of the Brian Piccolo Award for courage... South Carolina's Dick Harris ranked 4th nationally in kickoff returns (29.3)... Clemson's Don Kelley ranked 5th nationally in punt returns, averaging 16.2 yards per return, including two scoring returns... First-year head coaches were Hootie Ingram at Clemson and Virginia's Don Lawrence... South Carolina's Bo Davies tied for 9th nationally in pass interceptions and Clemson's Jack Anderson was 10th in the nation in punting (41.0)... North Carolina finished 6th nationally in rushing offense and 4th in rushing defense.

1969 All-ACC First Team

Table listing 1969 All-ACC First Team players, categorized by Offense and Defense, including names and positions.

Statistical Leaders

Table of statistical leaders for 1969, including Total Offense, Rushing, Passing, Receiving, and Scoring categories with player names and stats.

1970 All-ACC First Team

Table listing 1970 All-ACC First Team players, categorized by Offense and Defense, including names and positions.

Statistical Leaders

Table of statistical leaders for 1970, including Total Offense, Rushing, Passing, Receiving, and Scoring categories with player names and stats.

Conference and Overall records for 1969, showing wins, losses, ties, and scores for various teams.

Clemson records (AP-rank: CU/OPP) for 1969, listing games and results.

North Carolina records for 1969, listing games and results.

South Carolina records for 1969, listing games and results.

Duke records for 1969, listing games and results.

NC State records for 1969, listing games and results.

Virginia records for 1969, listing games and results.

Maryland records for 1969, listing games and results.

Wake Forest records for 1969, listing games and results.

Wake Forest records for 1969, listing games and results.

Maryland records for 1969, listing games and results.

Wake Forest records for 1969, listing games and results.

Wake Forest records for 1969, listing games and results.

Conference and Overall records for 1970, showing wins, losses, ties, and scores for various teams.

Clemson records (AP-rank: CU/OPP) for 1970, listing games and results.

North Carolina records for 1970, listing games and results.

South Carolina records for 1970, listing games and results.

Duke records for 1970, listing games and results.

NC State records for 1970, listing games and results.

Virginia records for 1970, listing games and results.

Maryland records for 1970, listing games and results.

Wake Forest records for 1970, listing games and results.

Wake Forest records for 1970, listing games and results.

# 1971

## ACC Champion - North Carolina

### Player of the Year - Ernie Jackson, Duke

### Coach of the Year - Bill Dooley, North Carolina

# 1972

## ACC Champion - North Carolina

### Player of the Year - Steve Jones, Duke

### Coach of the Year - Lou Holtz, NC State

Pre-season favorite North Carolina claimed its first outright ACC title with a perfect 6-0 league mark, outdistancing Clemson by a full two games ... The best previous ACC finish by UNC was a tie for the crown in 1963 with NC State ... The Tigers finished 4-2 in family scraps ... North Carolina, ranked in UPI poll for the first time since 1963, lost to Georgia in the Gator Bowl, 7-3 ... Duke DB **Ernie Jackson** was a consensus All-America selection ... Jackson, who returned two interceptions for touchdowns and one punt for a third score, became the first defensive player to be named the ACC's Player of the Year ... Wake Forest, in producing back-to-back winning seasons for the first time since 1951-1952, set an ACC single-season record with 3,344 yards rushing and became the first team in league history to average over 300 yards rushing per game (304.0) ... The Deacons ranked 7th nationally in rushing offense ... Duke's **Mike McGee** and NC State's **Al Michaels** were the league's two first year head coaches ... An ACC-record four players earned Academic All-America honors: **Don Kelly** and **Ben Anderson** of Clemson, **Craig John** of NC State and **Reid Lookabill** of Duke ... North Carolina head coach **Bill Dooley**, who guided the Tar Heels to their most wins in a season since 1963, was named the ACC's Coach of the Year ... North Carolina senior fullback **Geoff Hamlin** was named the recipient of the ACC's Jacobs Blocking Trophy as the conference's best blocker ... North Carolina senior linebacker **Jim Webster** was named the recipient of the Brian Piccolo Award for courage ... Wake Forest quarterback **Larry Russell** led the ACC in scoring and ranked 9th nationally, averaging 8.5 points a game ... Russell set ACC single-season (801) and career (1,923) rushing yardage by a quarterback ... Wake Forest punter **Lowell Ramsey** ranked 3rd nationally in punting, averaging 43.5 yards a kick ... North Carolina's **Nick Vidnovic** ranked 7th (42.5) nationally in punting ... Maryland defensive back **Larry Marshall** ranked 6th nationally in pass interceptions (0.67) ... The 1971 season was the first for the ACC without South Carolina, which withdrew from the conference following the 1970-71 academic school year.



North Carolina won its second consecutive conference championship with a perfect 6-0 record, extending its win streak against league foes to 15 straight ... NC State, sixth a year earlier, rebounded under first-year head coach **Lou Holtz** to finish second with a 4-1-1 mark ... Both the Tar Heels and Wolfpack received bowl bids ... North Carolina edged Texas Tech, 32-28, in the first appearance ever for an ACC team in the Sun Bowl, while NC State trounced West Virginia 49-13, in the Peach Bowl ... North Carolina guard **Ron Rusnak** was a consensus All-America ... Rusnak was also named the recipient of the ACC's Jacobs Blocking Trophy, as the league's top blocker ... In addition to Holtz, other first-year head coaches were Maryland's **Jerry Claiborne** and Tom Harper at Wake Forest ... The ACC was included in the final AP poll for the first time since 1961 and had two teams listed for the first time since 1958 ... North Carolina finished the year ranked 12th and NC State was ranked 17th ... Holtz, who led NC State to its first winning season in four years, was named the ACC's Coach of the Year in his first season ... He became only the fourth ACC coach to be named Coach of the Year in his first season ... Duke tailback **Steve Jones**, who led the ACC by a wide margin in rushing, was named Player of the Year ... Duke sophomore quarterback **Mark Johnson** was named the recipient of the Brian Piccolo Award for courage ... Wake Forest's **Chuck Ramsey** ranked 3rd nationally in punting, averaging 43.2 yards a punt ... NC State running back **Stan Fritts** ranked 6th nationally in scoring with 106 points ... NC State ranked 5th nationally in total offense, gaining 432.5 yards a game ... The Wolfpack, which utilized the split-back veer offense, also ranked 7th nationally in scoring ... The team total offense and scoring totals were both ACC single-season records.



### 1971 All-ACC First Team

OFFENSE:		DEFENSE:	
E-Jan McMakin, CL	E-Bill Brafford, UNC	E-Dan Bungori, MD	E-Wayne Baker, CL
T-Ed Newman, DU	T-Bud Grissom, UNC	T-Jerry Sain, UNC	T-Andy Selfridge, UVa
G-Bill Bobbora, WF	LB-John Bunting, UNC	G-Ron Rusnak, UNC	LB-Ed Stetz, WF
C-Bob Thornton, UNC	LB-Larry Hefner, CL	B-Larry Hopkins, WF	DB-Ernie Jackson, DU
B-Larry Russell, WF	DB-Rich Searl, DU	B-Paul Miller, UNC	DB-Bill Hanenberg, DU
B-Lewis Jolley, UNC	DB-Steve Bowden, WF	K-Ken Craven, UNC	

### Statistical Leaders

Total Offense	Plays	Yds	Avg.	TDR
Miller, UNC	250	1302	118.4	15
Neville, MD	286	1265	115.0	14
Rushing	Car.	Yds	Avg.	TD
Hopkins, WF	249	1228	111.6	5
Garrett, WF	129	864	86.4	5
Passing	Cmp-Att-Int.	Yds	TD	C/g
Neville, MD	107-204-13	1275	10	9.7
Miller, UNC	75-146-6	1041	9	6.8
Receiving	Catches	Yds	TD	Avg.
Davis, UVa	49	617	2	4.5
Bungori, MD	32	490	8	2.9
Scoring	TD	PAT	FG	TP
Russell, WF	15	4	0	94
Jolley, UNC	11	2	0	68

Team	Conference								Overall							
	AP	UPI	W	L	T	For	Opp	W	L	T	For	Opp	Home	Road	Neu	vsAP
North Carolina	18	6	0	0	165	57	9	3	0	288	152	4-1	5-1	0-1	0-2	
Clemson	4	2	0	101	95	5	6	0	155	202	2-3	1-3	2-0	1-2		
Duke	2	3	0	76	77	6	5	0	170	149	3-1	2-3	1-1	2-0		
Virginia	2	3	0	78	129	3	8	0	134	272	1-4	2-3	0-1	0-2		
Wake Forest	2	3	0	67	59	6	5	0	218	178	4-1	2-4	0-0	0-0		
NC State	2	4	0	89	154	3	8	0	147	274	1-4	2-4	0-0	0-2		
Maryland	1	4	0	104	109	2	9	0	224	283	2-4	0-5	0-0	0-1		

Versus Non-Conference Opponents: 15-24-0 (.385)

### 1972 All-ACC First Team

OFFENSE:		DEFENSE:	
E-Pat Kenney, NCS	E-Melvin Parker, DU	E-Rick Druschel, NCS	T-Ed Newman, DU
T-Rick Druschel, NCS	T-Ed Newman, DU	T-Jerry Sain, UNC	T-Eric Hyman, UNC
G-Ron Rusnak, UNC	G-Frank Wirth, CL	G-Bill Yost, NCS	LB-Mike Mansfield, UNC
C-Dale Grimes, DU	LB-Paul Vellano, MD	QB-Bruce Shaw, NCS	LB-Jimmy DeRatt, UNC
RB-Steve Jones, DU	LB-Nick Arcaro, WF	DB-Steve Jones, DU	DB-Bill Hanenberg, DU
RB-Stan Fritts, NCS	DB-Lou Angelo, UNC	RB-Willie Burden, NCS	DB-Mike Stultz, NCS
KS-Chuck Ramsey, WF	DB-Bob Smith, MD		

### Statistical Leaders

Total Offense	Plays	Yds	Avg.	TDR
Shaw, NCS	249	1763	160.3	13
Gardner, UVa	150	770	154.0	6
Rushing	Car.	Yds	Avg.	TD
Jones, DU	287	1236	112.4	6
Oglesby, UNC	148	707	70.7	3
Passing	Cmp-Att-Int.	Yds	TD	C/g
Neville, MD	59-106-4	664	3	9.8
Gardner, UVa	48-115-12	640	4	9.6
Receiving	Catches	Yds	TD	Avg.
Sullivan, UVa	51	662	7	4.6
Belic, UVa	39	613	5	3.5
Scoring	TD	PAT	FG	TP
Fritts, NCS	17	4	0	106
Alexander, UNC	0	35	7	56

Team	Conference								Overall							
	AP	UPI	W	L	T	For	Opp	W	L	T	For	Opp	Home	Road	Neu	vsAP
North Carolina	12	14	6	0	149	72	11	1	0	324	210	6-0	3-1	2-0	0-1	
NC State	17	4	1	193	102	8	3	0	409	240	5-0-1	2-3	1-0	1-1		
Maryland	3	2	1	142	104	5	5	1	243	217	4-1	1-4	1-0	0-1		
Duke	3	3	0	71	67	5	6	0	132	156	3-2	1-3	1-1	0-3		
Clemson	2	4	0	101	127	4	7	0	143	245	3-2	1-5	0-0	0-1		
Virginia	1	5	0	89	168	4	7	0	199	276	2-3	2-4	0-0	0-1		
Wake Forest	1	5	0	34	139	2	9	0	88	339	1-5	1-4	0-0	0-1		

Versus Non-Conference Opponents: 17-18-0 (.486)

### CLEMSON ... (AP-rank: CU/OPP)

L 10-13	-/-	Kentucky
L 0-28	-/14	Georgia
L 14-24	-/-	at Georgia Tech
W 3-0	-/14	Duke (Norfolk)
W 32-15	-/-	Virginia (Richmond)
L 13-35	-/5	at Auburn
W 10-9	-/-	Wake Forest
L 13-26	-/-	at North Carolina
W 20-14	-/-	Maryland
L 23-31	-/-	NC State
W 17-7	-/-	at South Carolina

### NORTH CAROLINA

W 28-0	-/-	at Richmond
W 27-0	-/-	at Illinois
W 35-14	-/-	Maryland
W 27-7	20/-	at NC State
L 29-37	18/-	Tulane
L 0-16	-/7	at Notre Dame
W 7-3	-/-	Wake Forest
W 36-35	-/-	William & Mary
W 26-13	-/-	Clemson
W 32-20	-/-	at Virginia
W 38-0	-/-	at Duke
Gator Bowl		
L 3-7	-/6	Georgia

### NC STATE

L 21-23	-/-	Kent State
L 7-35	-/-	at Maryland
L 6-24	-/-	at South Carolina
L 7-27	-/20	North Carolina
W 21-14	-/-	Wake Forest
L 13-41	-/-	at Duke
L 15-31	-/-	East Carolina
L 10-14	-/-	Virginia
W 13-7	-/-	at Miami (Fla.)
L 3-35	-/5	at Penn State
L 31-23	-/-	at Clemson

### VIRGINIA

L 6-10	-/-	Navy
L 0-56	-/4	at Michigan
L 0-28	-/20	Duke
W 27-23	-/-	Vanderbilt
L 14-34	-/-	at South Carolina
L 15-32	-/-	Clemson (Richmond)
L 9-14	-/-	at Army
W 14-10	-/-	at NC State
L 0-6	-/-	Virginia Tech
L 20-32	-/-	North Carolina
W 29-27	-/-	at Maryland

### WAKE FOREST

W 27-7	-/-	Davidson
W 20-9	-/-	at Virginia Tech
L 10-29	-/-	Miami (Fla.)
W 18-14	-/-	at Maryland
L 14-21	-/-	at NC State
W 51-21	-/-	Tulsa
L 3-7	-/-	at North Carolina
L 9-10	-/-	at Clemson
W 36-29	-/-	William & Mary
W 23-7	-/-	Duke
L 7-24	-/-	at South Carolina

### CLEMSON ... (AP-rank: CU/OPP)

W 13-0	-/-	The Citadel
L 10-29	-/-	at Rice
L 3-52	-/2	at Oklahoma
L 9-31	-/-	at Georgia Tech
L 0-7	-/-	Duke
W 37-21	-/-	Virginia
W 31-0	-/-	at Wake Forest
L 10-26	-/-	North Carolina
L 6-31	-/-	at Maryland
W 17-42	-/-	NC State
W 7-6	-/-	South Carolina

### NORTH CAROLINA

W 28-18	-/-	Richmond
W 31-26	-/-	at Maryland
W 34-33	-/-	NC State
L 14-29	-/5	at Ohio State
W 31-20	-/-	Kentucky
W 21-0	-/-	at Wake Forest
W 26-10	-/-	at Clemson
W 23-3	18/-	Virginia
W 14-0	16/-	Duke
W 42-19	15/-	East Carolina
W 28-24	16/-	Florida (Jacksonville)

### SUN BOWL

W 32-28	16/-	Texas Tech
---------	------	------------

### NC STATE

T 24-24	-/-	Maryland
W 43-20	-/-	Syracuse
L 33-34	-/-	at North Carolina
L 22-28	-/-	at Georgia
W 17-0	-/-	Duke
W 42-13	-/-	at Wake Forest
W 38-16	-/-	East Carolina
W 42-24	-/-	South Carolina
W 35-14	-/-	at Virginia
L 22-37	-/10	at Penn State
W 42-17	-/-	Clemson

### PEACH BOWL

W 49-13	-/18	West Virginia
---------	------	---------------

### VIRGINIA

W 24-16	-/-	at South Carolina
W 24-20	-/-	Virginia Tech
L 10-48	-/-	West Virginia
L 13-37	-/-	at Duke
L 7-10	-/-	at Vanderbilt
W 45-14	-/-	VMI
L 21-37	-/-	at Clemson
L 23-24	-/-	Maryland
L 14-35	-/-	NC State
L 3-23	-/18	at North Carolina
W 15-12	-/-	at Wake Forest

### WAKE FOREST

W 26-20	-/-	Davidson
L 10-56	-/-	at SMU
L 6-45	-/5	at Tennessee
L 0-23	-/-	at Maryland
L 13-42	-/-	NC State
L 0-21	-/-	North Carolina
L 0-31	-/-	Clemson
L 3-35	-/-	at South Carolina
W 9-7	-/-	at Duke
L 12-15	-/-	Virginia
L 9-44	-/-	Virginia Tech

### MARYLAND

L 13-28	-/-	Villanova
W 35-7	-/-	NC State
L 14-35	-/-	at North Carolina
L 14-18	-/-	Wake Forest
L 13-21	-/-	Syracuse
L 6-35	-/-	at South Carolina
L 23-27	-/-	at Florida
W 38-0	-/-	VMI
L 27-63	-/6	at Penn State
L 14-20	-/-	at Clemson
L 27-29	-/-	Virginia

### MARYLAND

T 24-24	-/-	NC State
L 26-31	-/-	at North Carolina
W 28-16	-/-	VMI
L 12-16	-/-	at Syracuse
W 23-0	-/-	Wake Forest
W 37-7	-/-	Villanova
L 14-20	-/-	at Duke
W 24-23	-/-	at Virginia
L 16-46	-/10	at Penn State
W 31-6	-/-	Clemson
L 8-28	-/-	at Miami (Fla.)

1973

ACC Champion - NC State
Player of the Year - Willie Burden, NC State
Coach of the Year - Jerry Claiborne, Maryland



NC State won its fourth outright title, sixth overall, finishing at 6-0 ... Maryland's Terrapins, whose only league loss was to NC State, 24-22, placed second with their first winning season in eight years and the highest finish since their title-winning year of 1955 ... For the second straight year, two ACC teams received bowl bids ... The Wolfpack knocked off Kansas in the Liberty Bowl by a 31-18 count while Maryland dropped a 17-16 decision to Georgia in the Peach Bowl ... NC State guard Bill Yoest was named a consensus All-America ... Yoest was also named the recipient of the ACC's Jacobs Blocking Trophy, as the league's top blocker ... Maryland defensive tackle Randy White (AP), Maryland defensive guard Paul Vellano (FC) and Wake Forest punter Chuck Ramsey (FWAA) were named first-team All-Americans ... Ramsey led the nation in punting with a 44.8 yard average ... NC State became the first ACC team to average over 40,000 fans per game when the Wolfpack averaged 40,480 over five home dates ... A pair of NC State standouts, Stan Fritts and Justin Everett, were selected as Academic All-Americans ... Clemson's Jim "Red" Parker and Chuck Mills at Wake Forest were first-year head coaches ... Wake Forest opened the season with a 9-7 win over Florida State - its only win of the year ... NC State running back Willie Burden, who led the ACC in rushing (1,014) and averaged 6.8 yards a carry, was named the ACC's Player of the Year ... Maryland head coach Jerry Claiborne, who guided the Terrapins to eight wins and a No. 20 national ranking in only his second year in College Park, was named ACC Coach of the Year ... Maryland senior quarterback Al Neville was named the recipient of the ACC's Brian Piccolo Award for courage ... Maryland placekicker Steve Mike-Mayer ranked 8th nationally in scoring by kicking, averaging 6.3 points per game ... Maryland finished 8th nationally in rushing defense, allowing only 112.1 yards per game on the ground ... NC State ranked 10th nationally in scoring offense, averaging 33.2 points per game ... Maryland finished 10th nationally in scoring defense, allowing only 11.3 points per game.

1973 All-ACC First Team

Table listing 1973 All-ACC First Team members for Offense and Defense, including names and positions.

Statistical Leaders

Statistical Leaders table with columns: Total Offense, Plays, Yds, Avg, TDR, Rushing, Car, Yds, Avg, TD, Passing, Cmp, Att, Int, Yds, TD, C/g, Receiving, Catches, Yds, TD, Avg, Scoring, TD, PAT, FG, TP.

1974

ACC Champion - Maryland
Player of the Year - Randy White, Maryland
Coach of the Year - Red Parker, Clemson



Maryland won its first conference championship in 18 years, sweeping all six of its league opponents ... Defending champion NC State, North Carolina and Clemson all tied for second with identical 4-2 marks ... An ACC-record three teams earned bowl bids ... Maryland lost to Tennessee, 7-3, in the Liberty Bowl, NC State tied Houston, 31-31, in the Astro Bluebonnet Bowl and North Carolina dropped a 26-24 decision to Mississippi State in the Sun Bowl ... The Terps extended their win streak against ACC foes to 10, while Wake Forest ended a 20-game winless streak with a season-ending victory over Furman ... In the first game between AP-ranked ACC teams in 15 years, No. 15 Maryland defeats the visiting and 17th-ranked NC State Wolfpack, 20-10 on Oct. 26 ... Clemson's Bennie Cunningham, North Carolina's Ken Huff and Maryland's Randy White were consensus All-Americans ... White, a senior defensive tackle, won the Outland Trophy and Lombardi Award, was a unanimous All-America selection and placed 9th in the Heisman Trophy balloting ... White became only the second ACC defensive player to be chosen as the conference's Player of the Year ... Tar Heel QB Chris Kupec, who passed for 1,474 yards and 12 TDs, was tabbed as an Academic All-American along with NC State center Justin Everett, who became only the third ACC player to make the honors list two years in a row ... Virginia's Sonny Randle was the conference's lone rookie head mentor ... NC State's No. 9 ranking in the UPI poll marked the ACC's highest ranking since 1955 when Maryland finished third ... Clemson's Red Parker, who led the Tigers to their first winning season in seven years and their most wins since 1959, was named the ACC Coach of the Year ... North Carolina senior offensive guard Ken Huff was named the recipient of the ACC's Jacobs Blocking Trophy, as the league's top blocker ... Maryland senior defensive guard David Visaggio was named the recipient of the Brian Piccolo Award for courage ... North Carolina tailback James Betterson finished 8th nationally in all-purpose yardage (149.7) ... Betterson also finished 5th nationally in kickoff returns (28.4) ... Maryland placekicker Steve Mike-Mayer led the nation in scoring by kicking (7.2/gm) ... NC State's Johnny Evans finished 2nd nationally in punting, averaging 43.5 on 38 punts ... North Carolina ranked 5th nationally in total offense (426.5) and Maryland ranked 9th (407.6) ... North Carolina ranked 9th in scoring offense (30.9) while Maryland ranked 6th in scoring defense (8.8).

1974 All-ACC First Team

Table listing 1974 All-ACC First Team members for Offense and Defense, including names and positions.

Statistical Leaders

Statistical Leaders table with columns: Total Offense, Plays, Yds, Avg, TDR, Rushing, Car, Yds, Avg, TD, Passing, Cmp, Att, Int, Yds, TD, C/g, Receiving, Catches, Yds, TD, Avg, Scoring, TD, PAT, FG, TP.

Conference Overall

Conference Overall table with columns: Team, AP, UPI, W, L, T, For, Opp, W, L, T, For, Opp, Home, Road, Neu, vsAP.

Versus Non-Conference Opponents: 12-23-0 (.343)

Conference Overall

Conference Overall table with columns: Team, AP, UPI, W, L, T, For, Opp, W, L, T, For, Opp, Home, Road, Neu, vsAP.

Versus Non-Conference Opponents: 21-14-2 (.595)

CLEMSON (AP-rank: CU/OPP)

Clemson record table listing opponents and scores.

DUKE

Duke record table listing opponents and scores.

MARYLAND

Maryland record table listing opponents and scores.

NORTH CAROLINA

North Carolina record table listing opponents and scores.

NC STATE

NC State record table listing opponents and scores.

VIRGINIA

Virginia record table listing opponents and scores.

WAKE FOREST

Wake Forest record table listing opponents and scores.

CLEMSON (AP-rank: CU/OPP)

Clemson record table listing opponents and scores.

DUKE

Duke record table listing opponents and scores.

MARYLAND

Maryland record table listing opponents and scores.

NORTH CAROLINA

North Carolina record table listing opponents and scores.

NC STATE

NC State record table listing opponents and scores.

WAKE FOREST

Wake Forest record table listing opponents and scores.

VIRGINIA

Virginia record table listing opponents and scores.

WAKE FOREST

Wake Forest record table listing opponents and scores.

1975

ACC Champion - Maryland
Player of the Year - Mike Voight, North Carolina
Rookie of the Year - Ted Brown, NC State
Coach of the Year - Jerry Claiborne, Maryland



Maryland captured its second consecutive ACC gridiron title by posting a perfect 5-0 league mark and extending its win streak over conference opponents to 15-in-a-row, tying a league mark ... Duke became only the third team in ACC history to complete its conference slate unbeaten and not finish first ... For the third straight year, the Terps took part in post-season competition, defeating Florida, 13-0 in the Gator Bowl, while NC State, appearing in its fourth straight bowl game, lost to West Virginia, 13-10, in the Peach Bowl ... For the second year in a row, Clemson's Bennie Cunningham was a consensus All-America ... NC State split end Don Buckley was named a first-team All-America by the FWAA ... Maryland, which led the league in total offense with a 375.2 yards per game average, set an ACC single game total offense mark with 802 yards in a 62-24 victory over Virginia, November 22 ... Academic All-Americans were Maryland's Kim Hoover, Virginia's Bob Meade and Darryl Jackson and Jack Hall of NC State ... Virginia's loss to South Carolina was counted as an ACC game for the Cavaliers ... North Carolina tailback Mike Voight, who led the ACC in rushing and finished 6th nationally, was named the Player of the Year ... For the first time in its history, the ACC awarded a Rookie of the Year Award which went to NC State running back Ted Brown, who set an ACC freshman rushing record with 913 yards and finished 3rd in the league in rushing ... Maryland head coach Jerry Claiborne, who guided the Terps to their second straight ACC title, was named Coach of the Year for the second time in three seasons ... Brown also ranked 6th nationally in scoring (8.4) ... Duke junior center Bill Bryan was named the recipient of the ACC's Jacobs Blocking Trophy as the conference's top blocker ... Virginia quarterback Scott Gardner was named the recipient of the Brian Piccolo award for courage ... Maryland's John Schultz led the nation in kickoff returns, averaging 31.0 on 13 returns ... NC State punter Johnny Evans ranked 5th nationally with a 44.6 average ... NC State ranked 4th nationally in pass defense, allowing only 70.5 yards per game through the air

1976

ACC Champion - Maryland
Player of the Year - Mike Voight, North Carolina
Rookie of the Year - James McDougald, Wake Forest
Coach of the Year - Jerry Claiborne, Maryland



Maryland's powerful Terrapins swept through the regular season undefeated and became only the second team in ACC history to win three consecutive league titles outright ... Coach Jerry Claiborne's club ran its conference victory string to a record 20 straight ... Claiborne was named the ACC's Coach of the Year for the second straight time and for the third time in the last four seasons after leading the Terrapins to an 11-1 season and a No. 8 national ranking ... The Terps appeared in a bowl for the fourth straight year, losing to Houston, 30-21, in the Cotton Bowl ... North Carolina (9-3) accepted its fifth bowl invitation in seven years, losing to Kentucky, 21-0, in the Peach Bowl ... Maryland tackle Joe Campbell and Wake Forest defensive back Bill Armstrong were consensus All-Americans ... Virginia's game with Virginia Tech was designated as a league contest ... First-year ACC coaches were Virginia's Dick Bestwick and Bo Rein of NC State ... Maryland's No. 8 ranking in the final AP poll was the first Top-10 finish by an ACC team since 1960 ... Wake Forest running back James McDougald was named the ACC's Rookie of the Year after setting an ACC freshman rushing record, running for 1,018 yards ... North Carolina tailback Mike Voight became only the third player in ACC history to be named ACC's Player of the Year in back to back seasons ... Voight, who finished 8th in the Heisman Trophy balloting, led the ACC in rushing (1,407 yards) and scoring (110 points) and finished 6th nationally in rushing and 5th nationally in scoring ... NC State punter Johnny Evans ranked 2nd nationally in punting, averaging an ACC-record 46.1 yards on 47 punts ... Virginia's Russ Henderson was just a shade behind at 45.9 on 69 punts, ranking 4th nationally ... For the second straight year Duke senior center Bill Bryan was named the recipient of the ACC's Jacobs Blocking Trophy as the best blocker in the conference ... Bryan also was named a first-team All-America by the FWAA ... Duke junior defensive end Jeff Green was named the recipient of the Brian Piccolo Award ... Duke running back Art Gore ranked 7th nationally in kickoff returns, averaging 25.6 on 22 returns ... Maryland ranked 2nd nationally in total defense, allowing only 211 yards a game ... The Terrapins' rushing defense ranked 6th nationally (116.7) ... Maryland also ranked 3rd nationally in scoring defense, allowing just 7.7 points per game.

1975 All-ACC First Team

Table listing 1975 All-ACC First Team members by position: OFFENSE (SE-Don Buckley, TE-Bennie Cunningham, TE-Pat Hovance, T-Gary Pellom, T-Marion Koprowski, G-Tom Serfass, G-Tom Glassic, C-Billy Bryan, QB-Dave Buckley, RB-Mike Voight, RB-Ted Brown, RB-Clark Gaines, KS-Mike Sochko) and DEFENSE (DL-Tom Higgins, DL-Paul Divito, DL-Dave Dusek, DL-Joe Campbell, LB-Dave Meier, LB-LeRoy Hughes, LB-Kevin Benson, DB-Bill Armstrong, DB-Jim Brechbiel, DB-Ralph Stringer, DB-Bob Grupp, RS-Troy Slade).

Statistical Leaders

Statistical Leaders table with columns: Total Offense, Rushing, Passing, Receiving, Scoring, and TD PAT FG TP. Lists top performers like Gardner, UVA and Da. Buckley, NCS.

Statistical Leaders

Statistical Leaders table with columns: Total Offense, Rushing, Passing, Receiving, Scoring, and TD PAT FG TP. Lists top performers like Dunn, DU and Manges, MD.

1976 All-ACC First Team

Table listing 1976 All-ACC First Team members by position: OFFENSE (SE-Tom Hall, TE-Steve Young, T-Tom Schick, T-Mike Fagan, G-Ed Fulton, G-Craig Funk, C-Billy Bryan, QB-Mark Manges, RB-Ted Brown, RB-Mike Voight, RB-James McDougald, KS-Vince Fusco) and DEFENSE (DL-Joe Campbell, DL-Dee Hardison, DL-Bill Perdue, DL-Larry Seder, LB-Brad Carr, LB-Carl McGee, LB-Don Cervi, DB-Bill Armstrong, DB-Ken Roy, DB-Ronny Johnson, DB-Bob Grupp, RS-Delbert Powell).

Conference and Overall performance table for 1975 season, showing AP, UPI, W, L, T, For, Opp, Home, Road, Neu, vsAP for Maryland, Duke, NC State, Wake Forest, Clemson, North Carolina, and Virginia.

Conference and Overall performance table for 1976 season, showing AP, UPI, W, L, T, For, Opp, Home, Road, Neu, vsAP for Maryland, North Carolina, Wake Forest, Duke, NC State, Virginia, and Clemson.

CLEMSON (AP-rank: CU/OPP) and MARYLAND- records for 1975 season, listing opponents and scores.

NORTH CAROLINA and NC STATE records for 1975 season, listing opponents and scores.

VIRGINIA and WAKE FOREST records for 1975 season, listing opponents and scores.

CLEMSON (AP-rank: CU/OPP) and MARYLAND- records for 1976 season, listing opponents and scores.

NORTH CAROLINA and NC STATE records for 1976 season, listing opponents and scores.

VIRGINIA and WAKE FOREST records for 1976 season, listing opponents and scores.

DUKE records for 1976 season, listing opponents and scores.

NORTH CAROLINA and NC STATE records for 1976 season, listing opponents and scores.

VIRGINIA and WAKE FOREST records for 1976 season, listing opponents and scores.



**ACC Champion - North Carolina**  
**Player of the Year - Steve Fuller, Clemson**  
**Rookie of the Year - Amos Lawrence, UNCA**  
**Coach of the Year - Charley Pell, Clemson**

**1977**

**1978**

**ACC Champion - Clemson**  
**Player of the Year - Steve Fuller, Clemson**  
**Rookie of the Year - Darrell Nicholson, UNC**  
**Coach of the Year - Charley Pell, Clemson**

North Carolina ended Maryland's streak of league titles at three and the ACC celebrated its Silver Anniversary by sending a record four teams to bowl games ... The Tar Heels finished with a 5-0-1 mark, one game ahead of second place Clemson ... Maryland, which handed the Tigers their lone conference loss in the season opener, tied with NC State for third at 4-2 ... A record four teams reached the eight-win mark ... Maryland defeated Minnesota, 17-7, in the Hall of Fame Bowl while NC State recorded a 24-14 verdict over Iowa State in the Peach Bowl ... North Carolina dropped a 21-17 decision to Nebraska in the Liberty Bowl while Gator Bowl action saw Clemson fall to Pittsburgh 34-3 ... North Carolina, led by consensus All-America tackle **Dee Hardison**, topped the nation in scoring defense, allowing only 7.4 points per game ... Clemson's **Steve Fuller**, Maryland's **Jonathan Claiborne** and **Joe Muffler** were Academic All-Americans ... The league's only rookie coach was Clemson's **Charley Pell**, who was named the ACC's Coach of the Year in his first season after guiding the Tigers to their best season in 18 years ... Fuller, who led the ACC in total offense, was named the ACC Player of the Year ... North Carolina freshman tailback **Amos Lawrence**, who set a conference freshman rushing record with 1,211 yards, was named the ACC's Rookie of the Year ... Lawrence led the ACC in rushing and finished 8th nationally ... Clemson guard **Joe Bostic** was named the recipient of the ACC's Jacobs Blocking Trophy as the league's top blocker ... Bostic was also named a first-team All-America by the FWAA ... NC State defensive back **Ralph Stringer** was named the recipient of the Brian Piccolo Award for courage ... Stringer ranked 10th nationally on kickoff returns, averaging 25.7 on 19 kickoff returns ... Wake Forest's **Steve Young** finished 8th nationally in pass receiving, averaging 5.1 catches per game for the Deacons.



**1977 All-ACC First Team**

- OFFENSE:**  
 SE-Jerry Butler, CL  
 TE-Steve Young, WF  
 T-Lacy Brumley, CL  
 T-John Patterson, DU  
 G-Joe Bostic, CL  
 G-Mike Salzano, UNC  
 C-Larry Teary, WF  
 QB-Steve Fuller, CL  
 RB-Ted Brown, NCS  
 RB-Amos Lawrence, UNC  
 RB-James McDougald, WF  
 KS-Russ Henderson, UVa
- DEFENSE:**  
 DL-Dee Hardison, UNC  
 DL-Rod Broadway, UNC  
 DL-Ken Sheets, UNC  
 DL-Jonathan Brooks, CL  
 DL-Ted Klauha, MD  
 LB-Randy Scott, CL  
 LB-Buddy Curry, UNC  
 DB-Alan Caldwell, UNC  
 DB-Steve Ryan, CL  
 DB-Richard Carter, NCS  
 DB-Ralph Stringer, NCS

Statistical Leaders							
Total Offense	Plays	Yds	Avg	TDR			
Fuller, CL	347	1900	172.7	14			
Dunn, DU	352	1815	165.0	14			
Rushing							
Player	Car.	Yds	Avg	TD			
Lawrence, UNC	193	1211	121.1	6			
Brown, NCS	218	1251	113.7	13			
Passing							
Player	Cmp	Att	Int	Yds	TD	C/g	
McGlarry, WF	133	252	15	1532	2	12.1	
Dunn, DU	102	191	9	1239	7	9.3	
Receiving							
Player	Catches	Yds	TD	Avg			
Young, WF	51	483	3	5.1			
Butler, CL	43	760	4	3.9			
Scoring							
Player	TD	PAT	FG	TP			
Brown, NCS	14	0	0	84			
Biddle, UNC	0	21	15	66			

**1978 All-ACC First Team**

- OFFENSE:**  
 SE-Jerry Butler, CL  
 TE-Bob Loomis, UNC  
 T-Steve Kenney, CL  
 T-Chris Dieterich, NCS  
 G-Joe Bostic, CL  
 G-Mike Salzano, UNC  
 C-Jim Ritcher, NCS  
 QB-Steve Fuller, CL  
 RB-Ted Brown, NCS  
 RB-Steve Atkins, MD  
 RB-Lester Brown, CL  
 PK-Nathan Ritter, NCS
- DEFENSE:**  
 DL-Jonathan Brooks, CL  
 DL-Bruce Palmer, MD  
 DL-Charles Johnson, MD  
 DL-Simon Gupton, NCS  
 DL-Jim Stuckey, CL  
 LB-Bubba Brown, CL  
 LB-Randy Scott, CL  
 DB-Woodrow Wilson, NCS  
 DB-Lloyd Burruss, MD  
 DB-Steve Ryan, CL  
 DB-Ricky Barden, UNC  
 P-Russ Henderson, UVa

Statistical Leaders							
Total Offense	Plays	Yds	Avg	TDR			
Fuller, CL	303	2003	182.1	16			
Brown, NCS	313	1490	135.5	12			
Rushing							
Player	Car.	Yds	Avg	TD			
Brown, NCS	302	1350	122.7	8			
Atkins, MD	283	1261	114.6	10			
Passing							
Player	Cmp	Att	Int	Yds	TD	C/g	
O'Hare, MD	105	192	11	1368	4	9.5	
Webber, WF	101	182	12	1069	2	9.2	
Receiving							
Player	Catches	Yds	TD	Avg			
Butler, CL	54	864	3	16.0			
Richards, MD	35	575	1	16.4			
Scoring							
Player	TD	PAT	FG	TP			
Brown, CL	17	0	0	102			
Atri, CL	0	42	13	81			

Conference		Overall															
Team	AP	UPL	W	L	T	For	Opp	W	L	T	For	Opp	Home	Road	Neu	vsAP	
North Carolina	17	14	5	0	1	131	54	8	3	1	251	102	3	1-1	5-1	0-2	1-3
Clemson	19	19	4	1	1	108	48	8	3	1	228	163	3-2	5-0-1	0-1	1-3	
NC State	19	19	4	2	0	133	100	8	4	0	259	181	4-3	3-1	1-0	0-2	
Maryland	19	19	4	2	0	142	74	8	4	0	254	179	4-2	3-2	1-0	0-1	
Duke	19	19	4	2	0	128	122	5	6	0	231	221	1-4	4-2	0-0	0-2	
Virginia	19	19	4	2	0	149	149	1	9	1	56	280	1-4	0-5-1	0-0	0-2	
Wake Forest	19	19	4	2	0	142	110	0	113	270	1-4	0-6	0-0	0-1			

Versus Non-Conference Opponents: 17-17-1 (.500)

Conference		Overall														
Team	AP	UPL	W	L	T	For	Opp	W	L	T	For	Opp	Home	Road	Neu	vsAP
Clemson	6	7	6	0	0	183	71	11	1	0	368	131	6-0	4-1	1-0	2-0
Maryland	20	20	5	1	0	159	62	9	3	0	261	167	4-1	5-1	0-1	1-3
NC State	18	19	4	2	0	133	112	9	3	0	280	208	5-1	3-2	1-0	1-3
North Carolina	18	18	4	2	0	124	132	5	6	0	199	216	3-3	2-3	0-0	0-3
Duke	19	19	4	2	0	56	108	4	7	0	108	247	4-1	0-6	0-0	0-2
Wake Forest	18	19	4	2	0	59	161	110	0	104	274	1-4	0-6	0-0	0-3	
Virginia	19	19	4	2	0	75	143	2	9	0	139	236	1-5	1-4	0-0	1-1

Versus Non-Conference Opponents: 18-17-0 (.514)

- CLEMSON (AP-rank: CU/OPP)**  
 L 14-21 --/10 ..... Maryland  
 W 7-6 --/17 ..... at Georgia  
 W 31-14 --/--- ..... at Georgia Tech  
 W 31-13 --/--- ..... at Virginia Tech  
 W 31-0 --/--- ..... Virginia  
 W 17-11 --/--- ..... at Duke  
 W 7-3 20/-- ..... NC State  
 W 26-0 16/-- ..... Wake Forest  
 T 13-13 13/-- ..... at North Carolina  
 L 17-21 15/5 ..... Notre Dame  
 W 31-27 15/-- ..... at South Carolina  
 Gator Bowl  
 L 3-34 11/10 ..... Pittsburgh

- NORTH CAROLINA**  
 L 7-10 --/--- ..... at Kentucky  
 W 31-0 --/--- ..... Richmond  
 W 41-7 --/--- ..... at Northwestern  
 L 7-10 --/13 ..... Texas Tech  
 W 24-3 --/--- ..... Wake Forest  
 W 27-14 --/--- ..... at NC State  
 W 17-0 --/--- ..... South Carolina  
 W 16-7 --/--- ..... at Maryland  
 T 13-13 --/13 ..... Clemson  
 W 35-14 19/-- ..... at Virginia  
 W 16-3 18/-- ..... at Duke  
 Liberty Bowl  
 L 17-21 14/12 ..... Nebraska
- NC STATE**  
 L 23-28 --/--- ..... East Carolina  
 W 14-0 --/--- ..... Virginia  
 W 38-0 --/--- ..... at Syracuse  
 W 41-14 --/--- ..... Wake Forest  
 W 24-20 --/--- ..... Maryland  
 W 17-15 --/--- ..... at Auburn  
 L 14-27 --/--- ..... North Carolina  
 L 3-7 --/20 ..... at Clemson  
 W 7-3 --/--- ..... South Carolina  
 L 17-21 --/9 ..... Penn State  
 W 37-32 --/--- ..... at Duke  
 Peach Bowl  
 W 24-14 --/--- ..... Iowa State

- VIRGINIA**  
 L 0-14 --/--- ..... at NC State  
 L 0-68 --/18 ..... at Texas  
 L 7-31 --/--- ..... Duke  
 L 0-13 --/--- ..... West Virginia  
 L 0-31 --/--- ..... at Clemson  
 T 14-14 --/--- ..... at Virginia Tech  
 W 12-10 --/--- ..... Wake Forest  
 L 3-6 --/--- ..... at Syracuse  
 L 6-30 --/--- ..... VMI  
 L 14-35 --/19 ..... North Carolina  
 L 0-28 --/--- ..... at Maryland
- WAKE FOREST**  
 W 24-13 --/--- ..... Furman  
 L 0-3 --/--- ..... Vanderbilt  
 L 14-41 --/--- ..... at NC State  
 L 17-26 --/--- ..... at Purdue  
 L 3-24 --/--- ..... at North Carolina  
 L 7-35 --/--- ..... Maryland  
 L 10-12 --/--- ..... at Virginia  
 L 0-26 --/16 ..... at Clemson  
 L 14-38 --/--- ..... Duke  
 L 14-24 --/--- ..... South Carolina  
 L 10-28 --/--- ..... at Virginia Tech

- CLEMSON (AP-rank: CU/OPP)**  
 W 58-3 --/--- ..... The Citadel  
 L 0-12 --/--- ..... at Georgia  
 W 31-0 --/--- ..... Villanova  
 W 38-7 --/--- ..... Virginia Tech  
 W 30-14 --/--- ..... at Virginia  
 W 28-8 --/--- ..... Duke  
 W 33-10 20/-- ..... at NC State  
 W 51-6 16/-- ..... at Wake Forest  
 W 13-9 15/-- ..... North Carolina  
 W 28-24 12/11 ..... at Maryland  
 W 41-23 10/-- ..... South Carolina  
 Gator Bowl  
 W 17-15 7/20 ..... Ohio State

- NORTH CAROLINA**  
 W 14-10 --/--- ..... East Carolina  
 L 20-21 18/17 ..... Maryland  
 L 16-20 --/9 ..... at Pittsburgh  
 L 3-7 --/--- ..... Miami (Ohio)  
 W 34-29 --/--- ..... at Wake Forest  
 L 7-34 --/--- ..... NC State  
 W 24-22 --/--- ..... at South Carolina  
 L 18-27 --/--- ..... at Richmond  
 L 9-13 --/15 ..... at Clemson  
 W 38-20 --/--- ..... Virginia  
 W 16-15 --/--- ..... Duke
- NC STATE**  
 W 29-13 --/--- ..... East Carolina  
 W 27-19 --/--- ..... Syracuse  
 W 29-15 --/--- ..... West Virginia  
 W 34-10 --/--- ..... at Wake Forest  
 L 7-31 20/12 ..... at Maryland  
 W 34-7 --/--- ..... at North Carolina  
 L 10-33 --/20 ..... Clemson  
 W 22-13 --/--- ..... South Carolina  
 L 10-19 --/2 ..... at Penn State  
 W 24-10 --/--- ..... Duke  
 W 24-21 --/--- ..... at Virginia  
 Tangerine Bowl  
 W 30-17 --/16 ..... Pittsburgh

- VIRGINIA**  
 L 0-14 --/--- ..... at Wake Forest  
 L 0-32 --/--- ..... Navy  
 W 21-17 --/--- ..... at Army  
 L 9-17 --/--- ..... VMI  
 L 13-20 --/--- ..... at Duke  
 L 14-30 --/--- ..... Clemson  
 W 17-7 --/--- ..... Virginia Tech  
 L 17-20 --/--- ..... at West Virginia  
 L 7-17 --/13 ..... Maryland  
 L 20-38 --/--- ..... at North Carolina  
 L 21-24 --/--- ..... NC State
- WAKE FOREST**  
 W 14-0 --/--- ..... Virginia  
 L 6-28 --/--- ..... Virginia Tech  
 L 11-13 --/10 ..... at LSU  
 L 10-34 --/--- ..... NC State  
 L 7-14 --/--- ..... at Purdue  
 L 29-34 --/--- ..... North Carolina  
 L 0-39 --/6 ..... at Maryland  
 L 7-21 --/--- ..... at Auburn  
 L 6-51 --/16 ..... Clemson  
 L 0-3 --/--- ..... at Duke  
 L 14-37 --/--- ..... at South Carolina

- MARYLAND**  
 W 21-14 10/-- ..... at Clemson  
 L 16-24 11/-- ..... West Virginia  
 L 9-27 --/5 ..... at Penn State  
 L 20-24 --/--- ..... at NC State  
 W 24-10 --/--- ..... Syracuse  
 W 35-7 --/--- ..... at Wake Forest  
 W 31-13 --/--- ..... Duke  
 L 7-16 --/--- ..... North Carolina  
 W 19-13 --/--- ..... Villanova  
 W 27-24 --/--- ..... at Richmond  
 W 28-0 --/--- ..... Virginia  
 Hall of Fame Bowl  
 W 17-7 --/--- ..... Minnesota

- MARYLAND**  
 W 31-7 --/--- ..... Tulane  
 W 24-17 20/-- ..... at Louisville  
 W 21-20 17/18 ..... at North Carolina  
 W 20-3 15/-- ..... Kentucky  
 W 31-7 12/20 ..... NC State  
 W 24-9 10/-- ..... at Syracuse  
 W 39-0 6/-- ..... Wake Forest  
 W 27-0 5/-- ..... at Duke  
 L 3-27 5/2 ..... at Penn State  
 W 17-7 13/-- ..... at Virginia  
 L 24-28 11/12 ..... Clemson  
 Sun Bowl  
 L 0-42 12/14 ..... Texas

1979

ACC Champion - NC State

Player of the Year - Jay Venuto, Wake Forest
Rookie of the Year - Chuck McSwain, Clemson
Coach of the Year - John Mackovic, Wake Forest

1980

ACC Champion - North Carolina
Player of the Year - Lawrence Taylor, UNC
Rookie of the Year - Ben Bennett, Duke
Coach of the Year - Dick Crum, UNC

NC State claimed its first title since 1973, finishing with a 5-1 mark while Maryland, defending champion Clemson and surprising Wake Forest ended up in a three-way tie for second at 4-2 ... The ACC, on the strength of a record-tying five teams having winning records, compiled its best record against non-conference opponents, going 28-18-3 versus outsiders ... Three teams took part in post season play, with Clemson losing to Baylor in the Peach Bowl, 24-18, North Carolina beating Virginia Tech, 15-10, in the Gator Bowl and Wake Forest, making its first bowl appearance in 30 years ... Louisiana State, 34-10, in the Tangerine Bowl ... Clemson tackle Jim Stuckey, Maryland punter Dale Castro and N.C. State center Jim Ritcher were consensus All-Americans ... In addition, Ritcher became the third player from an ACC school to be awarded the prestigious Outland Trophy ... For the second straight year, Ritcher was awarded the ACC's Jacobs Blocking Trophy as the conference's best blocker ... Virginia's 20-18 win over Virginia Tech as well as Wake Forest's 19-14 victory over the Hokies were counted as a conference games due to schedule anomalies ... Red Wilson succeeded Mike McGee at the helm of the Duke football program ... He was joined as a first-year head coach in the league by Danny Ford, who actually began his Clemson head coaching career in last year's Gator Bowl, but coached his first full season with the Tigers ... NC State head coach Bo Rein left the Wolfpack to take the head coaching position at LSU, but died in a bizarre plane crash on a recruiting trip in January ... He was replaced at State by former Arkansas assistant coach Monte Kiffin ... Wake Forest head coach John Mackovic was named the ACC Coach of the Year after leading the Deacons to the first eight-win season in the history of the program ... Wake Forest quarterback Jay Venuto set ACC single-season records for total offense (2,463), yards passing (2,432), offensive plays (443), passes attempted (367) and passes completed (198) and was named the ACC's Player of the Year ... Clemson tailback Chuck McSwain was named the ACC's Rookie of the Year ... Maryland tailback Charlie Wysocki led the ACC in rushing and finished 6th nationally ... Duke wide receiver Cedric Jones ranked 4th nationally in kickoff returns, averaging 27.1 yards a return ... Clemson (7th) and Maryland (8th) both ranked nationally in the Top 10 in total defense ... The Tigers also finished 3rd nationally in scoring defense, allowing only 8.4 points per game.



North Carolina captured its second ACC title in four years, completing the regular season with a perfect 6-0 league mark ... Maryland was second with a 5-1 record ... The Tar Heels knocked off Texas 16-7, in the Bluebonnet Bowl, while the Terrapins dropped a 35-20 decision to Florida in the Tangerine Bowl ... Clemson placekicker Obed Ariri led the nation with 23 FGs while Wake Forest QB Jay Venuto threw for an ACC-record 21 TD passes and finished the year ranked 8th nationally in pass efficiency ... North Carolina linebacker Lawrence Taylor was a consensus All-American ... NC State punter Calvin Warren and Georgia Tech linebacker Sheldon Fox earned All-America laurels ... Clemson became the first league team to win 100 ACC games with a 35-33 victory over Wake Forest ... In addition the Tigers became the first conference member to average over 60,000 fans per game, drawing 368,543 in six Memorial Stadium contests ... Maryland's Charlie Wysocki rushed for 1,359 yards, the third highest single season total in conference annuals and finished 6th nationally in rushing ... Georgia Tech's Bill Curry and NC State's Monte Kiffin were the ACC's first-year head coaches ... North Carolina head coach Dick Crum was named ACC Coach of the Year after leading the Tar Heels to an 11-1 record and a No. 10 national ranking ... UNC's Lawrence Taylor became only the third defensive player in ACC history to be chosen Player of the Year ... Duke quarterback Ben Bennett, who set ACC freshmen records for most yards total offense (1,840) and passing (2,050) was named ACC Rookie of the Year ... North Carolina offensive guard Ron Wootten was named recipient of the ACC's Jacobs Blocking Trophy as the top blocker in the league ... Clemson senior defensive back Jack Cain was named the recipient of the Brian Piccolo Award for courage ... North Carolina's Amos Lawrence finished 6th nationally in scoring (6.2) and Clemson's Ariri finished 8th (7.9) ... North Carolina punter Steve Streater, who led the ACC in punting, ranked 9th nationally in punting, averaging 43.4 yards a punt ... North Carolina ranked 8th in scoring defense, allowing only 11.2 points per game.

1979 All-ACC First Team
OFFENSE: SE-Wayne Baumgardner, WF TE-Mike Chatham, UNC T-Steve Junkmann, UNC G-Larry Stewart, MD T-Jeff Bostic, CL G-Chris Dieterich, NCS C-Jim Ritcher, NCS QB-Jay Venuto, WF RB-James McDougald, WF RB-Charles Wysocki, MD RB-Tom Vigorito, UVa PK-Dale Castro, MD
DEFENSE: DL-Steve Potter, UVa DL-Jim Stuckey, CL DL-Steve Durham, CL DL-Simon Gupton, NC DL-James Parker, WF LB-Buddy Curry, UNC LB-Bubba Brown, CL DB-Woodrow Wilson, NCS DB-Ricky Barden, UNC DB-Rex Varn, CL DB-Tony Blount, UVa P-David Sims, CL

Statistical Leaders
Total Offense: Venuto, WF 443 2463 223.9 17; Kelley, GT 399 2107 191.5 11
Rushing: Wysocki, MD 247 1140 126.7 8; McDougald, WF 260 1177 107.0 11
Passing: Kupec, UNC 123-227-9 1587 18 131.1; Smith, NCS 75-138-6 1093 5 124.1
Receiving: Baumgardner, WF 55 1000 8 5.0; Kirby, WF 48 329 1 4.4
Scoring: Smith, NCS 13 0 0 0 78; McDougald, WF 13 0 0 0 78

1980 All-ACC First Team
OFFENSE: SE-Perry Tuttle, CL TE-John Brinkman, DU T-Chris Koehne, NCS T-Lee Nanney, CL G-Ron Wooten, UNC G-Bill Ard, WF G-Rick Donnalley, UNC QB-Jay Venuto, WF RB-Charlie Wysocki, MD RB-Amos Lawrence, UNC RB-Kelvin Bryant, UNC PK-Obed Ariri, CL
DEFENSE: DL-Bubba Green, NCS DL-Donnell Thompson, UNC DL-Lawrence Taylor, UNC DL-Stuart Anderson, UVa DL-Marlin Van Horn, MD DL-Darrell Nicholson, UNC DL-Carlos Bradley, WF DL-Steve Streater, UNC DB-Dennis Tabron, DU DB-Lloyd Burruss, MD DB-Bryan Shumock, UVa P-Steve Streater, UNC

Statistical Leaders
Total Offense: Venuto, WF 480 2430 220.9 22; Bennett, DU 382 1840 167.3 12
Rushing: Wysocki, MD 334 1359 123.5 11; Lawrence, UNC 229 1118 101.6 11
Passing: Venuto, WF 214-413-15 2624 21 114.7; Elkins, UNC 81-160-9 1002 11 114.7
Receiving: Tuttle, CL 53 915 4 4.8; Duckett, WF 50 656 12 4.5
Scoring: Lawrence, UNC 15 0 0 0 90; Ariri, CL 0 18 23 87

Conference Overall
Team AP UPI W L T For Opp W L T For Opp Home Road Neu vs AP
NC State 5 1 0 120 96 7 4 0 258 213 4-2 3-2 0-0 0-1
Clemson 4 2 0 108 62 8 4 0 205 116 4-2 4-1 0-1 1-2
Maryland 4 2 0 97 53 7 4 0 198 135 5-1 2-3 0-0 1-1
Wake Forest 4 2 0 99 112 8 4 0 240 283 5-0 3-3 0-1 3-1
North Carolina 15 14 3 3 0 128 104 8 3 1 290 167 3-2-1 4-1 1-0 3-1
Virginia 2 4 0 98 108 6 5 0 258 114 5-1 1-4 0-0 0-2
Duke 0 6 0 59 167 2 8 1 152 264 1-4 1-4 1 0-0 0-1
Georgia Tech 4 6 1 152 190 4-2 0-4-1 0-0 0-3
Versus Non-Conference Opponents: 28-18-3 (.603)

Conference Overall
Team AP UPI W L T For Opp W L T For Opp Home Road Neu vs AP
North Carolina 10 9 9 6 0 0 166 63 11 1 0 297 130 7-0 3-1 1-0 1-1
Maryland 5 1 0 120 48 8 4 0 211 165 5-1 3-2 0-1 0-3
NC State 3 3 0 104 133 6 5 0 222 212 5-1 1-4 0-0 0-3
Clemson 2 4 0 125 173 6 5 0 217 222 4-2 2-3 0-0 1-2
Virginia 4 0 84 149 4 7 0 144 259 1-4 3-3 0-0 0-1
Wake Forest 2 4 0 127 128 5 6 0 251 213 2-4 3-2 0-0 0-2
Duke 1 5 0 131 163 2 9 0 214 296 1-4 1-5 0-0 0-3
Georgia Tech 1 9 1 113 260 1-4-1 0-5 0-0 0-3-1
Versus Non-Conference Opponents: 19-22-1 (.464)

CLEMSON (AP-rank: CU/OPP)
W 21-0 -/- Furman
L 0-19 -/- Maryland
W 12-7 -/- Georgia
W 17-7 -/- Virginia
W 21-0 -/- at Virginia Tech
W 28-10 -/- at Duke
L 13-16 -/- NC State
W 31-0 -/14 Wake Forest
W 19-10 18/- at North Carolina
W 16-10 14/- at Notre Dame
L 9-13 13/19 at South Carolina
Peach Bowl
L 18-24 18/19 Baylor
DUKE
W 28-14 -/- East Carolina
L 0-35 -/- at South Carolina
L 12-30 -/- at Virginia
T 17-17 -/- at Army
W 34-7 -/- at Richmond
L 10-28 -/- Clemson
L 0-27 -/- Maryland
L 14-24 -/- at Georgia Tech
L 14-17 -/20 at Wake Forest
L 7-28 -/- NC State
L 16-37 -/- North Carolina

MARYLAND
W 19-20 -/- Villanova
W 24-0 -/- at Clemson
W 35-14 -/- Mississippi State
L 7-14 -/- at Kentucky
L 7-27 -/- Penn State
L 0-7 -/17 at NC State
L 17-25 -/- at Wake Forest
W 27-0 -/- at Duke
W 17-14 -/18 North Carolina
W 28-7 -/- Louisville
W 17-7 -/- Virginia
NORTH CAROLINA
W 28-0 -/- South Carolina
W 17-7 -/13 Pittsburgh
W 41-3 -/- at Army
W 35-14 18/- Cincinnati
L 19-24 14/- Wake Forest
W 35-21 19/15 at NC State
T 24-24 15/- East Carolina
L 14-17 18/- at Maryland
L 10-19 -/18 Clemson
W 13-7 -/- at Virginia
W 37-16 -/- at Duke
Gator Bowl
W 17-15 -/14 Michigan

NC STATE
W 34-20 -/- East Carolina
W 31-27 19/- Virginia
W 38-14 19/- at West Virginia
W 17-14 16/- Wake Forest
L 31-44 14/- at Auburn
W 7-0 17/- Maryland
L 21-35 15/19 North Carolina
W 16-13 -/- at Clemson
L 28-30 -/- at South Carolina
L 7-9 -/- Penn State
W 28-7 -/- at Duke
VIRGINIA
W 31-0 -/- Richmond
L 27-31 -/19 at NC State
W 19-0 -/- VMI
W 30-12 -/- Duke
L 7-17 -/- at Clemson
W 69-9 -/- James Madison
L 10-17 -/20 at Navy
W 31-0 -/- at Georgia
W 20-18 -/- Virginia Tech
L 7-13 -/- North Carolina
L 7-17 -/- at Maryland
WAKE FOREST
W 30-23 -/- Appalachian St
W 22-21 -/12 at Georgia
W 23-20 -/- East Carolina
L 14-17 -/16 at NC State
W 19-14 -/- at Virginia Tech
W 24-19 -/14 at North Carolina
W 25-17 -/- Maryland
W 42-38 18/13 Auburn
L 0-31 14/- at Clemson
W 17-14 20/- at Duke
L 14-35 17/- at South Carolina
Tangerine Bowl
L 10-34 -/- LSU

CLEMSON (AP-rank: CU/OPP)
W 19-3 -/- Rice
L 16-20 -/10 at Georgia
W 17-10 -/- Western Carolina
W 13-10 -/- Virginia Tech
W 27-24 -/- at Virginia
L 17-34 -/- Duke
L 20-24 -/- at NC State
W 35-33 -/- at Wake Forest
L 19-24 -/14 North Carolina
L 7-34 -/- at Maryland
W 27-6 -/14 South Carolina
DUKE
L 10-35 -/- East Carolina
L 28-35 -/19 at Auburn
L 17-20 -/- Virginia
L 21-31 -/- at Indiana
L 7-20 -/17 at South Carolina
W 34-17 -/- at Clemson
L 14-17 -/- Maryland
W 17-12 -/- Georgia Tech
L 24-27 -/- Wake Forest
L 21-38 -/- at NC State
L 21-44 -/15 at North Carolina

MARYLAND
W 7-3 -/- Villanova
W 31-6 -/- Vanderbilt
W 14-11 -/- at West Virginia
L 3-17 19/14 at North Carolina
L 9-38 -/6 at Pittsburgh
L 10-24 -/14 Penn State
W 11-10 -/- Wake Forest
W 17-14 -/- at Duke
W 24-0 -/- NC State
W 34-7 -/- Clemson
W 31-0 -/- at Virginia
Tangerine Bowl
L 20-35 -/- Florida
NORTH CAROLINA
W 35-13 14/- Furman
W 9-3 14/- at Texas Tech
W 17-3 14/19 Maryland
W 33-0 10/- Georgia Tech
W 27-9 8/- at Wake Forest
W 28-8 8/- NC State
W 31-3 7/- East Carolina
L 7-41 6/16 at Oklahoma
W 24-19 14/- at Clemson
W 26-3 15/- Virginia
W 44-21 15/- Duke
Bluebonnet Bowl
W 16-7 13/- Texas

NC STATE
W 42-0 -/- William & Mary
W 27-13 -/- at Virginia
L 7-27 -/- Wake Forest
L 10-30 -/18 at South Carolina
W 17-14 -/- Appalachian St.
L 8-28 -/8 at North Carolina
W 24-20 -/- Clemson
L 0-24 -/- at Maryland
L 13-21 -/10 at Penn State
L 18-21 -/- Duke
W 36-14 -/- East Carolina
VIRGINIA
W 6-3 -/- Navy
L 13-27 -/- NC State
W 20-17 -/- at Duke
L 21-45 -/- at West Virginia
L 24-27 -/- Clemson
L 0-30 -/- at Virginia Tech
W 24-21 -/- at Wake Forest
W 16-13 -/- at Tennessee
L 17-19 -/- Rutgers
L 3-26 -/15 at North Carolina
L 0-31 -/- Maryland
WAKE FOREST
L 7-16 -/- Virginia Tech
W 24-7 -/- The Citadel
W 27-7 -/- at NC State
W 9-27 -/- at William & Mary
L 9-27 -/8 North Carolina
L 10-11 -/- at Maryland
L 21-24 -/- Virginia
L 33-35 -/- Clemson
W 27-24 -/- at Duke
L 38-39 -/14 at South Carolina
W 28-16 -/- Appalachian St.

GEORGIA TECH
L 6-30 -/2 Alabama
T 7-7 -/- at Florida
W 33-7 -/ William & Mary
L 13-21 -/10 at Notre Dame
L 0-31 -/- at Tennessee
L 14-38 -/14 Auburn
L 7-12 -/- at Tulane
W 24-14 -/- Duke
W 21-0 -/- Air Force
W 24-14 -/- Navy
L 3-16 -/- at Georgia

# 1981

National Champion, ACC Champion - Clemson  
 Player of the Year - Jeff Davis, Clemson  
 Rookie of the Year - Joe McIntosh, NC State  
 Coach of the Year - Danny Ford, Clemson

# 1982

ACC Champion - Clemson  
 Player of the Year - Chris Castor, Duke  
 Rookie of the Year - Michael Ramseur, Wake Forest  
 Coach of the Year - Bobby Ross, Maryland



Clemson finished the year as the nation's only undefeated major team and was acclaimed National Champion, claiming the top berth in both the AP and UPI polls ... The Tigers capped off the season by defeating Nebraska, 22-15, in the Orange Bowl ... Defending champion North Carolina finished second in the league race and went on to defeat Arkansas in the Gator Bowl, 31-27 ... The Tar Heels placed eighth in the final UPI poll and ninth in the AP, marking the first time that two ACC teams closed the year ranked among the nation's Top 10 teams ... A pair of Clemson defensive standouts, LB Jeff Davis and DB Terry Kinard, earned consensus All-America honors while North Carolina guard David Drechsler was named to the Academic All-America team ... Drechsler was also a first team All-America selection by the FWAA ... Davis became only the third defensive player to be named ACC Player of the Year ... Wake Forest QB Gary Schofield threw for an ACC record 504 yards in a 45-33 loss to Maryland ... The Terps became the second ACC team to record 100 league victories with a 34-9 win over NC State ... Al Groh of Wake Forest was the ACC's lone first year head coach ... In only his third full season as Clemson head coach, Danny Ford was named ACC Coach of the Year ... NC State freshman Joe McIntosh led the ACC in rushing and was named the league's Rookie of the Year ... Clemson offensive tackle Lee Nanney was the recipient of the ACC's Jacobs Blocking Trophy as the league's top blocker ... Duke junior defensive back Aaron Stewart was the recipient of the Brian Piccolo Award for courage ... NC State free safety Eric Williams ranked 4th in the nation in pass interceptions (0.64) ... North Carolina's Greg Poole ranked 9th nationally in punt returns (12.0) ... North Carolina ranked 8th nationally in rushing offense averaging 274.5 yards a game on the ground ... Wake Forest was 9th in the nation in pass offense, throwing for 271.5 yards per game ... Maryland finished the year ranked 4th nationally in rushing defense (83.9) ... Clemson was rated 8th nationally in total defense allowing only 251.5 yards a game ... Two ACC teams, Clemson (2nd, 8.2) and North Carolina (5th, 11.2), finished among the top five teams in the nation in scoring defense ... North Carolina also ranked 8th nationally in scoring offense, averaging 31.3 points per game.

1981 All-ACC First Team	
<b>OFFENSE:</b>	<b>DEFENSE:</b>
WR-Cedric Jones, DU	DL-Jeff Bryant, CL
WR-Perry Tuttle, CL	DL-William Fuller, UNC
TE-Phil Denfeld, WF	DL-Stuart Anderson, UVA
T-Lee Nanney, CL	DL-Dan Benish, CL
T-Chris Koehne, NCS	DL-Charles Bowser, DU
G-Dave Drechsler, UNC	LB-Jeff Davis, CL
G-Ron Spruill, UNC	LB-Lee Shaffer, UNC
C-Tony Berryhill, CL	DB-Terry Kinard, CL
QB-Homer Jordan, CL	DB-Dennis Tabron, DU
RB-Joe McIntosh, NCS	DB-Donnie LeGrande, NCS
RB-Kelvin Bryant, UNC	DB-Greg Hayes, UNC
PK Todd Auten, NCS	P - Jeff Hyde, UNC

Team	Conference								Overall							
	AP	UPI	W	L	T	For	Opp	W	L	T	For	Opp	Home	Road	Neu	vsAP
Clemson	1	1	6	0	0	195	56	12	0	0	338	105	6-0	5-0	1-0	3-0
North Carolina	9	8	5	1	0	142	64	10	2	0	375	140	4-2	5-0	1-0	0-1
Maryland	4	2	0	168	108	4	6	1	232	194	2-2-1	2-4	0-0	0-2		
Duke	3	3	0	118	134	6	5	0	210	230	3-2	3-3	0-0	0-3		
NC State	2	4	0	91	136	4	7	0	182	223	3-4	1-3	0-0	0-4		
Wake Forest	1	5	0	124	255	4	7	0	217	365	1-4	3-3	0-0	0-2		
Virginia	0	6	0	90	175	1	10	0	127	261	1-5	0-5	0-0	0-2		
Georgia Tech							1	10	0	124	308	0-6	1-4	0-0	1-1	

Versus Non-Conference Opponents: 17-24-1 (.417)

<b>CLEMSON</b> (AP-rank: CU/OPP) W 45-10 /-/- .....at Wofford W 13-5 /-/- .....at Tulane W 13-3 /-/4 .....at Georgia W 21-3 /-/- .....at Kentucky W 27-0 14/- .....at Virginia W 38-10 9/- .....at Duke W 17-7 6/- .....at NC State W 82-24 4/- .....at Wake Forest W 10-8 2/8 .....at North Carolina W 21-7 2/- .....at Maryland W 29-13 2/- .....at South Carolina Orange Bowl W 22-15 1/4 .....at Nebraska	<b>MARYLAND</b> L 17-23 /-/- .....at Vanderbilt L 13-17 /-/- .....at West Virginia W 34-9 /-/- .....at NC State T 17-17 /-/- .....at Syracuse L 10-15 /-/- .....at Florida W 45-33 /-/- .....at Wake Forest W 24-21 /-/- .....at Duke L 10-17 /-/9 .....at North Carolina L 7-14 /-/- .....at Tulane L 7-21 /-/2 .....at Clemson W 48-7 /-/- .....at Virginia	<b>NC STATE</b> W 27-21 /-/- .....at Richmond W 28-23 /-/- .....at Wake Forest W 31-10 /-/- .....at East Carolina L 9-34 /-/- .....at Maryland W 30-24 /-/- .....at Virginia L 10-21 /-/4 .....at North Carolina L 7-17 /-/4 .....at Clemson L 12-20 /-/- .....at South Carolina L 15-22 /-/6 .....at Penn State L 7-17 /-/- .....at Duke L 5-14 /-/11 .....at Miami (Fla.)	<b>NORTH CAROLINA</b> W 56-0 13/- .....at East Carolina W 49-7 10/- .....at Miami (Ohio) W 56-14 9/- .....at Boston College W 28-7 6/- .....at Georgia Tech W 48-10 5/- .....at Wake Forest W 21-10 4/- .....at NC State L 13-31 3/- .....at South Carolina W 17-10 9/- .....at Maryland L 8-10 8/2 .....at Clemson W 17-14 13/- .....at Virginia W 31-10 12/- .....at Duke Gator Bowl W 31-27 11/- .....at Arkansas	<b>VIRGINIA</b> L 18-32 /-/- .....at West Virginia L 0-3 /-/- .....at Rutgers L 24-29 /-/- .....at Duke L 24-30 /-/- .....at NC State L 0-27 /-/9 .....at Clemson L 3-21 /-/- .....at South Carolina L 21-24 /-/- .....at Wake Forest W 13-10 /-/- .....at VMI L 14-17 /-/13 .....at North Carolina L 7-48 /-/- .....at Maryland L 3-20 /-/- .....at Virginia Tech	<b>WAKE FOREST</b> L 6-23 /-/- .....at South Carolina L 23-28 /-/- .....at NC State W 24-21 /-/- .....at Auburn L 14-30 /-/- .....at Virginia Tech W 15-14 /-/- .....at Appalachian St. L 10-48 /-/5 .....at North Carolina L 33-45 /-/- .....at Maryland W 24-21 /-/- .....at Virginia L 24-82 /-/3 .....at Clemson L 10-31 /-/- .....at Duke W 34-22 /-/- .....at Richmond
--	--	--	---	---	---



Clemson captured its second consecutive conference championship and eighth overall, with another perfect 6-0 league mark ... The Tigers extended their ACC win streak to 12 straight ... Maryland finished second while three teams tied for third ... North Carolina, appearing in its fourth straight bowl game, knocked off Texas, 26-10, in the Sun Bowl while the Terps lost to Washington, 21-20, in the inaugural Aloha Bowl ... Georgia Tech won as many games, six, as it had in the previous three seasons ... Duke set an ACC single season record with 4,990 yards in total offense and became the only team in ACC history to average over 300 yards per game passing ... North Carolina DT William Fuller and Clemson DB Terry Kinard were tabbed as consensus All-Americans ... Maryland's Bobby Ross and George Welsh at Virginia were first year head coaches ... Ross became only the sixth ACC head coach to be named ACC Coach of the Year in his first year on the job ... Ross guided a Maryland team which had been 4-6-1 to an 8-win season and a No. 20 national ranking ... The Terrapins were one of three ACC teams ranked in the final AP poll including 8th-ranked Clemson and 13th-ranked North Carolina ... Duke senior wide receiver Chris Castor became only the second receiver to be named ACC Player of the Year and the first since South Carolina's Alex Hawkins in 1958 ... Wake Forest running back Michael Ramseur ran for 966 yards, the second-most ever by a freshman, to claim ACC Rookie-of-the-Year honors ... Maryland offensive tackle Dave Pacella was the recipient of the ACC's Jacobs Blocking Trophy as the league's top blocker ... Wake Forest wide receiver Kenny Duckett was the recipient of the Brian Piccolo Award for courage ... Georgia Tech's Robert Lavette finished 2nd nationally in scoring (114 points), 10th in rushing (109.8) and 10th in all-purpose yardage (142.7) ... Duke's Ben Bennett ranked 5th nationally in pass efficiency (142.5) ... North Carolina's Brooks Barwick ranked 7th nationally in field goals (20) ... Duke finished 2nd nationally in pass offense and 4th in total offense ... North Carolina also was ranked 6th in total offense ... The Tar Heels also ranked 2nd nationally in total defense (236.5) ... Maryland was ranked 3rd nationally in rushing defense, allowing only 87.2 yards per game ... Maryland ranked 8th nationally in scoring offense, while UNC (6th) and Clemson (10th) both finished in the nation's top 10 in scoring defense.

1982 All-ACC First Team	
<b>OFFENSE:</b>	<b>DEFENSE:</b>
WR-Chris Castor, DU	DL-William Fuller, UNC
WR-Tim Ryan, WF	DL-William Perry, CL
TE-Phil Denfeld, WF	DL-Mark Duda, MD
T-Dave Pacella, MD	DL-Mike Wilcher, UNC
T-Robert Oxendine, DU	DL-Andy Headen, CL
G-Dave Drechsler, UNC	LB - Johnny Rembert, CL
G-Ron Spruill, UNC	LB-Chris Ward, UNC
C-Philip Ebinger, DU	DB-Terry Kinard, CL
QB-Ben Bennett, DU	DB-Eric Williams, NCS
RB-Cliff Austin, CL	DB-Pat Chester, UVA
RB-Robert Lavette, GT	DB-Willie Harris, UNC
PK-Jess Atkinson, MD	P - Harry Newsome, WF

Team	Conference								Overall							
	AP	UPI	W	L	T	For	Opp	W	L	T	For	Opp	Home	Road	Neu	vsAP
Clemson	8	6	0	196	95	9	1	289	147	5-0-1	3-1	1-0	2-1			
Maryland	20	20	5	1	0	222	121	8	4	0	348	220	5-1	3-2	0-1	1-4
North Carolina	18	13	3	3	0	146	100	8	4	0	348	149	6-1	1-3	1-0	1-2
Duke	3	3	0	172	179	6	5	0	307	290	3-2	3-3	0-0	0-1		
NC State	3	3	0	111	131	6	5	0	206	255	5-1	1-4	0-0	0-3		
Virginia	1	5	0	92	214	2	9	0	208	320	2-4	0-5	0-0	0-1		
Wake Forest	0	6	0	108	207	3	8	0	200	322	2-2	1-5	0-1	0-2		
Georgia Tech							6	5	0	239	286	3-2	3-3	0-0	0-3	

Versus Non-Conference Opponents: 22-15-1 (.592)

<b>CLEMSON</b> (AP-rank: CU/OPP) L 7-13 11/7 .....at Georgia T 17-17 16/- .....at Boston College W 21-10 /-/- .....at West Carolina W 24-6 /-/- .....at Kentucky W 48-0 /-/- .....at Virginia W 49-14 20/- .....at Duke W 38-29 19/- .....at NC State W 16-13 13/18 .....at North Carolina W 24-22 11/18 .....at Maryland W 21-7 10/- .....at South Carolina W 24-16 /-/- .....at Wake Forest (Tokyo, Japan)	<b>MARYLAND</b> L 31-39 /-/7 .....at Penn State L 18-19 /-/17 .....at West Virginia W 23-6 /-/- .....at NC State W 26-3 /-/- .....at Syracuse W 38-0 /-/- .....at Indiana State W 52-31 /-/- .....at Wake Forest W 49-22 /-/- .....at Duke W 31-24 /-/10 .....at North Carolina W 18-17 19/- .....at Miami (Fla.) L 22-24 18/11 .....at Clemson W 45-14 19/- .....at Virginia Aloha Bowl L 20-21 16/9 .....at Washington	<b>NC STATE</b> W 26-0 /-/- .....at Furman W 33-26 /-/- .....at East Carolina W 30-0 /-/- .....at Wake Forest L 6-23 /-/- .....at Maryland W 16-13 /-/- .....at Virginia L 9-41 /-/11 .....at North Carolina L 29-38 /-/18 .....at Clemson W 33-3 /-/- .....at South Carolina L 0-54 /-/7 .....at Penn State W 21-16 /-/- .....at Duke L 3-41 /-/- .....at Miami (Fla.)	<b>NORTH CAROLINA</b> L 6-7 5/1 .....at Pittsburgh W 34-10 11/- .....at Vanderbilt W 62-8 11/- .....at Army W 41-0 12/- .....at Georgia Tech W 24-7 12/- .....at Wake Forest W 41-9 11/- .....at NC State L 24-31 10/- .....at Maryland L 13-16 18/13 .....at Clemson W 27-14 18/- .....at Virginia L 17-23 /-/- .....at Duke W 33-14 /-/- .....at Bowling Green Sun Bowl W 26-10 /-/8 .....at Texas	<b>VIRGINIA</b> L 16-30 /-/- .....at Navy L 17-21 /-/- .....at James Madison L 17-51 /-/- .....at Duke L 13-16 /-/- .....at NC State L 0-48 /-/- .....at Clemson W 34-27 /-/- .....at Wake Forest W 37-6 /-/- .....at VMI L 32-38 /-/- .....at Georgia Tech L 14-27 /-/- .....at North Carolina L 14-45 /-/19 .....at Maryland L 14-21 /-/- .....at Virginia Tech	<b>WAKE FOREST</b> W 31-10 /-/- .....at Western Carolina L 10-28 /-/- .....at Auburn L 0-30 /-/- .....at NC State W 31-22 /-/- .....at Appalachian St. W 13-10 /-/- .....at Virginia Tech L 7-24 /-/12 .....at North Carolina L 31-52 /-/- .....at Maryland L 27-34 /-/- .....at Virginia L 26-46 /-/- .....at Duke L 7-45 /-/- .....at Georgia Tech L 17-21 /-/10 .....at Clemson (Tokyo, Japan)
--	---	--	---	--	---

1983

ACC Champion - Maryland
Player of the Year - Ben Bennett, Duke
Rookie of the Year - Cory Collier, Georgia Tech
Coach of the Year - George Welsh, Virginia

1984

ACC Champion - Maryland
Player of the Year - William Perry, Clemson
Rookie of the Year - John Ford, Virginia
Coach of the Year - George Welsh, Virginia

Maryland claimed its first ACC title since 1976, finishing undefeated in five league contests while North Carolina was second with a 4-2 mark ... In bowl action, the Tar Heels, in their fifth straight bowl game, lost to Florida State 28-3 in the Peach Bowl ... Clemson, ineligible for the league title, posted a 9-1-1 mark and finished 11th in the UPI poll ... Duke QB Ben Bennett, who led the nation in passing, threw for an ACC single-season record of 3,086 yards and concluded his career as the league's all-time passing leader with 9,614 yards ... Clemson's William Perry and North Carolina's William Fuller earned consensus All-America recognition while Tiger QB Mike Eppley, who passed for 1,410 yards and 13 TDs, was an Academic All-America ... North Carolina offensive tackle Brian Blados also earned first-team All-America honors ... First-year head coaches listed Steve Sloan at Duke and Tom Reed at NC State ... Clemson became the first ACC team to draw over 500,000 fans averaging 74,557 over seven home dates ... Georgia Tech, in its first season of conference play, finished third with a 3-2 league record ... Tech freshman running back Cory Collier was named the league's Rookie of the Year ... Collier finished ranked 2nd nationally in kickoff returns, averaging 30.0 ... Clemson guard James Farr was named the recipient of the ACC's Jacobs Blocking Trophy as the league's top blocker ... Wake Forest senior outside linebacker John Piedmonte was named the winner of the Brian Piccolo Award for courage ... Maryland quarterback Boomer Esiason finished 10th in the Heisman Trophy balloting ... Clemson's Mike Eppley finished 3rd nationally in pass efficiency (146.0) while Duke's Ben Bennett finished 5th nationally in total offense ... Bennett also set single-season ACC records for most yards of total offense (2,950), most plays (526), most yards passing (3,086), most passes attempted (469), most passes completed (300) as well as career marks for total offense (9,061), touchdown passes (55) and TDR (57) ... Wake Forest's Harry Newsome led the ACC in punting (45.5) and ranked 3rd nationally, followed by Clemson's Dale Hatcher (7th, 43.6) and Duke's John Tolish (9th, 43.4) ... North Carolina finished the year ranked 7th nationally in total offense, while Duke was 5th nationally in passing offense.



Maryland pocketed the ACC championship for the second year in a row and earned its fifth outright crown over the past 11 seasons ... The title was not decided until the season's final weekend when the Tar Heels knocked off Virginia 45-33 ... The Cavaliers posted their highest finish ever in the ACC by taking second with a 3-1-2 mark ... Virginia head coach George Welsh was named ACC Coach of the Year for the second straight year ... Cavalier freshman wide receiver John Ford was named ACC Rookie of the Year ... Maryland, taking part in its third straight bowl game, defeated Tennessee in the Sun Bowl, 28-27, while Virginia, making its first-ever bowl appearance, defeated Purdue in the Peach Bowl, 27-24 ... For the second year in a row, Clemson's William Perry earned All-America honors ... Perry was also named ACC Player of the Year ... Maryland, trailing Miami 31-0 at the half, rallied for 42 second-half points to beat the Hurricanes, 42-40, setting a record for the greatest comeback in NCAA Division IA football history ... ACC clubs finished with a winning record against outside competition for the third straight year, 19-15-0, including nine games against opponents that ended up in bowl games ... In all, the ACC had five wins against non-conference opponents ranked among the nation's Top 25 ... Virginia offensive tackle Jim Dombrowski was the recipient of the ACC's Jacobs Blocking Trophy, as the league's top blocker ... Maryland quarterback Frank Reich, the architect of Maryland's historic comeback against Miami, ranked 6th nationally in pass efficiency and Georgia Tech quarterback John Dewberry ranked 8th ... For the second straight year North Carolina tailback Ethan Horton led the ACC in rushing ... Horton finished 8th nationally with 1,247 yards ... Maryland running back Rick Badanjek finished 6th nationally in scoring, averaging 9.3 points per game ... Maryland finished the year ranked 6th nationally in total offense, as the Tarps averaged 446.4 yards per game ... Maryland also ranked 8th nationally in scoring offense (32.0) while Clemson ranked 9th (31.5) ... Maryland offensive tackle J.D. Maarleveld was named the recipient of the Brian Piccolo Award.

1983 All-ACC First Team
OFFENSE: WR-Mark Militello, DU; WR-Mark Smith, UNC; TE-K.D. Dunn, CL; T-Brian Blados, UNC; T-Jim Dombrowski, UVA; G-Ron Solt, MD; G-James Farr, CL; C-Philip Ebinger, DU; QB-Ben Bennett, DU; RB-Ethan Horton, UNC; RB-Mike Grayson, DU; RB-Joe McIntosh, NCS; PK-Bob Paulling, CL
DEFENSE: DL-William Fuller, UNC; DL-William Perry, CL; DL-James Robinson, CL; DL-Pete Koch, MD; DL-Edgar Pickett, CL; LB-Vaughan Johnson, NCS; LB-Eric Wilson, MD; DB-Clarence Baldwin, MD; DB-Lester Lyles, UVA; DB-Willie Harris, UNC; DB-Rod McSwain, CL; P-Harry Newsome, WF

Statistical Leaders
Total Offense: Bennett, DU 526 2950 268.2 17; Esiason, MD 341 2290 229.0 17
Rushing: Horton, UNC 200 1107 100.6 8; McIntosh, NCS 217 1081 98.3 5
Passing: Eppley, CL 99-166-9 1410 13 146.0; Esiason, MD 163-294-8 2322 15 133.2
Receiving: Grayson, DU 66 582 2 6.0; Militello, DU 63 682 3 10.8
Scoring: Paulling, CL 0 36 18 90; Atkinson, MD 0 28 15 73

1984 All-ACC First Team
OFFENSE: WR-Greg Hill, MD; WR-Terrance Roulhac, CL; TE-Ken Whisenhunt, GT; T-Jim Dombrowski, UVA; T-Joe Milnichik, NCS; G-Bob Olderman, UVA; G-Sieve Reese, CL; C-Kevin Glover, MD; QB-John Dewberry, GT; RB-Ethan Horton, UNC; RB-Robert Lavette, GT; PK-Donald Igwebuike, CL
DEFENSE: DL-William Perry, CL; DL-Ron Mattes, UVA; DL-Gary Baldwin, WF; DL-David Bond, UVA; DL-Bruce Mesner, MD; LB-Eric Wilson, MD; LB-Micah Moon, UNC; DB-Lester Lyles, UVA; DB-Ronnie Burgess, WF; DB-Al Covington, MD; DB-Ronald Watson, CL; P-Dale Hatcher, CL

Statistical Leaders
Total Offense: Dewberry, GT 303 2175 197.7 14; Anthony, UNC 346 1781 161.9 10
Rushing: Horton, UNC 238 1247 113.4 6; Lavette, GT 260 1189 108.1 14
Passing: Reich, MD 108-169-5 1446 9 147.4; Dewberry, GT 126-205-10 1846 11 145.1
Receiving: Hill, MD 51 820 4 4.6; Hert, DU 37 627 0 3.4
Scoring: Badanjek, MD 16 6 0 102; Igwebuike, CL 0 41 16 89

Conference Overall
Team AP..UPL..W L T For Opp W L T For Opp Home Road Neu vsAP
Maryland 5 0 0 154 71 8 4 0 316 253 5-1 3-2 0-1 2-3
North Carolina 4 2 0 184 117 8 4 0 337 216 5-1 3-2 0-1 0-1
Georgia Tech 3 2 0 147 140 3 8 0 222 313 2-4 1-4 0-0 0-4
Duke 3 3 0 150 183 3 8 0 246 350 2-3 1-5 0-0 0-2
Virginia 3 3 0 145 150 6 5 0 252 280 5-1 1-4 0-0 1-1
NC State 1 5 0 108 159 3 8 0 236 246 2-5 1-3 0-0 0-2
Wake Forest 1 5 0 150 218 4 7 0 257 281 2-4 2-3 0-0 0-2
\*Clemson 7 0 0 240 130 9 1 1 338 200 6-0-1 3-1 0-0 2-0-1
Versus Non-Conference Opponents: 17-16-1 (.515) \*Ineligible for Conference play.

Conference Overall
Team AP..UPL..W L T For Opp W L T For Opp Home Road Neu vsAP
Maryland 12 11 5 0 0 204 102 9 3 0 380 280 3-2 5-1 1-0 3-1
Virginia 20 17 3 1 2 189 108 8 4 0 337 216 3-2-1 4-0-1 1-0 1-2-1
North Carolina 3 2 1 119 125 5 5 1 234 274 3-2-1 2-3 0-0 0-1-1
Wake Forest 3 3 0 91 124 6 5 0 205 232 3-2 3-3 0-0 0-0
Georgia Tech 2 2 1 114 81 6 4 1 296 201 4-2 2-2-1 0-0 3-1
Duke 1 5 0 67 162 2 9 0 128 301 1-4 1-5 0-0 0-0
NC State 1 5 0 97 179 3 8 0 263 311 2-5 1-3 0-0 1-1
Clemson 5 2 0 245 150 7 4 0 346 215 5-1 2-2 0-1 0-3
Versus Non-Conference Opponents: 19-15-0 (.559)

CLEMSON (AP-rank: CU-OPP)
W 44-10 -/- at West Carolina
L 16-31 -/- at Boston College
T 16-16 -/11 Georgia
W 41-14 -/- Georgia Tech
W 42-21 -/- Virginia
W 38-31 -/- at Duke
W 27-17 -/- NC State
W 24-17 -/- Wake Forest
W 16-3 -/10 at North Carolina
W 52-27 17/11 Maryland
W 22-13 13/- at South Carolina
DUKE
L 30-38 -/- at Virginia
L 10-15 -/- at Indiana
L 24-31 -/- South Carolina
L 17-56 -/15 Miami (Fla.)
L 14-27 -/- at Virginia Tech
L 31-38 -/- Clemson
L 3-38 -/15 at Maryland
W 32-26 -/- Georgia Tech
W 31-21 -/- at Wake Forest
W 27-26 -/- NC State
L 27-34 -/- at North Carolina
GEORGIA TECH
L 7-20 -/14 Alabama (Birmingham)
L 14-17 -/- Furman
L 14-41 -/- at Clemson
L 21-38 -/5 North Carolina
W 20-10 -/- at NC State
L 13-31 -/5 Auburn
L 3-37 -/- at Tennessee
L 26-32 -/- at Duke
W 31-27 -/- Virginia
W 49-33 -/- Wake Forest
L 24-27 -/7 Georgia

MARYLAND
W 21-14 17/- at Vanderbilt
L 21-31 17/20 West Virginia
W 13-7 -/17 Pittsburgh
W 23-3 19/- Virginia
W 34-13 16/- Syracuse
W 36-33 16/- at Wake Forest
W 38-3 15/- Duke
W 28-26 13/3 North Carolina
L 23-35 7/3 Auburn
L 27-52 11/17 at Clemson
W 29-6 20/- at NC State
Florida Citrus Bowl
L 23-30 16/- Tennessee
NORTH CAROLINA
W 24-8 11/- at South Carolina
W 24-10 8/- Memphis State
W 48-17 10/- Miami (Ohio)
W 51-20 5/- William & Mary
W 38-21 5/- at Georgia Tech
W 30-10 4/- Wake Forest
W 42-14 3/- at NC State
L 26-28 3/13 at Maryland
L 3-16 10/- Clemson
L 14-17 19/- at Virginia
W 34-27 -/- Duke
Peach Bowl
L 3-28 -/- Florida State

NC STATE
L 16-22 -/- East Carolina
W 45-0 -/- The Citadel
L 14-26 -/- Virginia
W 38-15 -/- at Wake Forest
L 10-20 -/- Georgia Tech
L 14-42 -/3 North Carolina
L 17-27 -/- at Clemson
L 17-31 -/- at South Carolina
W 33-7 -/- Appalachian St.
L 26-27 -/- at Duke
L 6-29 -/20 Maryland
VIRGINIA
W 38-30 -/- Duke
W 27-16 -/- Navy
W 21-14 -/- James Madison
W 26-14 -/- at NC State
L 3-23 -/19 at Maryland
L 21-42 -/- at Clemson
W 38-10 -/- VMI
L 34-38 -/- at Wake Forest
L 27-31 -/- at Georgia Tech
W 17-14 -/19 North Carolina
L 0-48 -/- Virginia Tech
WAKE FOREST
L 25-27 -/- Appalachian St.
W 13-6 -/- Virginia Tech
W 21-0 -/- Western Carolina
W 31-6 -/- at Richmond
L 15-38 -/- NC State
L 10-30 -/4 at North Carolina
L 33-36 -/16 Maryland
W 38-34 -/- Virginia
L 17-24 -/- at Clemson
L 21-31 -/- Duke
L 33-49 -/- at Georgia Tech

CLEMSON (AP-rank: CU-OPP)
W 40-7 4/- Appalachian St.
W 55-0 3/- at Virginia
L 23-26 2/20 at Georgia
L 21-28 13/18 at Georgia Tech
W 20-12 -/- North Carolina
W 54-21 -/- Duke
W 35-34 -/- at NC State
W 37-14 -/- Wake Forest
W 17-10 -/- Virginia Tech
L 23-41 20/13 at Maryland
L 21-22 -/9 South Carolina
DUKE
W 31-24 -/- Indiana
L 0-21 -/- at South Carolina
L 9-13 -/- at Army
L 10-38 -/- Virginia
L 0-27 -/- at Virginia Tech
L 21-54 -/- at Clemson
L 7-43 -/- Maryland
L 3-31 -/- at Georgia Tech
L 16-20 -/- Wake Forest
W 16-13 -/- at NC State
L 15-17 -/- North Carolina
GEORGIA TECH
W 16-6 -/19 Alabama
W 48-3 -/- The Citadel
W 28-21 18/13 Clemson
L 22-27 -/12 NC State
T 20-20 20/- at Virginia
L 34-48 -/13 at Auburn
L 21-24 -/- Tennessee
W 31-3 -/- Duke
L 17-24 -/- at North Carolina
W 24-7 -/- at Wake Forest
W 35-18 -/18 at Georgia

MARYLAND
L 7-23 -/- Syracuse
L 14-23 -/- Vanderbilt
W 20-17 -/17 at West Virginia
W 38-17 -/- Wake Forest
L 24-25 -/11 Penn State
W 44-21 -/- NC State
W 43-7 -/- at Duke
W 34-23 -/- at North Carolina
W 42-40 -/6 at Miami (Fla.)
W 41-23 -/20 Clemson (Baltimore)
W 45-34 18/- at Virginia
Sun Bowl
W 28-27 12/- Tennessee
NORTH CAROLINA
L 30-33 -/- Navy
L 20-52 -/10 at Boston College
W 23-17 -/- Kansas
L 12-20 -/- at Clemson
L 3-14 -/- at Wake Forest
W 28-21 -/- NC State
W 30-27 -/- at Memphis State
L 23-34 -/- Maryland
W 24-17 -/- Georgia Tech
T 24-24 -/19 Virginia
W 17-15 -/- at Duke

NC STATE
W 43-6 -/- Ohio
L 30-34 -/- Furman
L 15-24 -/- Wake Forest
W 31-22 -/- East Carolina
W 27-22 -/12 at Georgia Tech
L 21-44 -/- at Maryland
L 21-28 -/- at North Carolina
L 34-35 -/- Clemson
L 28-35 -/5 South Carolina
L 0-45 -/- at Virginia
L 13-16 -/- Duke
VIRGINIA
L 0-55 -/3 Clemson
W 35-7 -/- VMI
W 21-9 -/- at Navy
W 26-23 -/- at Virginia Tech
W 38-10 -/- at Duke
T 20-20 -/20 Georgia Tech
W 28-9 -/- Wake Forest
W 27-7 -/12 at West Virginia
W 45-0 -/- NC State
T 24-24 19/- at North Carolina
L 34-45 -/18 Maryland
Peach Bowl
W 27-24 -/- Purdue
WAKE FOREST
L 20-21 -/- Virginia Tech
W 17-13 -/- Appalachian St.
W 24-15 -/- at NC State
L 17-38 -/- at Maryland
W 29-16 -/- at Richmond
W 14-3 -/- North Carolina
L 9-28 -/- at Virginia
W 34-21 -/- William & Mary
L 14-37 -/- at Clemson
W 20-16 -/- at Duke
L 7-24 -/- Georgia Tech

1985

ACC Champion - Maryland
Player of the Year - Barry Word, Virginia
Rookie of the Year - Jerry Mays, Georgia Tech
Coach of the Year - Bill Curry, Georgia Tech

1986

ACC Champion - Clemson
Player of the Year - Erik Kramer, NC State
Rookie of the Year - Ray Agnew, NC State
Coach of the Year - Dick Sheridan, NC State

Maryland made it three championships in a row and six in 12 years, by finishing unbeaten in ACC play ... Georgia Tech, competing for the crown in only its third year in the league, placed second while Clemson and Virginia deadlocked for third ... Due to scheduling conflicts with Georgia Tech joining the ACC, Tech and Maryland did not play ... For the fourth straight year and 11th time in 13 seasons, the Terps took part in post-season play, knocking off Syracuse in the Cherry Bowl, 35-18 ... Georgia Tech handed Michigan State a 17-14 defeat in the All-American Bowl while Clemson lost to Minnesota, 20-13, in the Independence Bowl ... Maryland extended its ACC game win streak to 17, with a 33-21 title clinching victory over Virginia on the season's final weekend ... A pair of offensive tackles, J.D. Maarleveld of Maryland and Jim Dombrowski of Virginia, were tabbed as consensus All-Americans while Georgia Tech outside linebacker Pat Swilling was named a first-team All-America...North Carolina QB Kevin Anthony, who passed for 1,546 yards and 11 TDs earned Academic All-America honors ... Virginia tailback Barry Word was named the ACC's Player of the Year leading the ACC in rushing and finishing 6th nationally in rushing yards per game (122.4) and 4th nationally in yards per carry (5.9) ... Georgia Tech head coach Bill Curry was named the ACC's Coach of the Year by guiding the Yellow Jackets to their best season since 1966 ... Georgia Tech freshman tailback Jerry Mays was voted the conference's "Rookie of the Year"...



Clemson captured its ninth outright championship on the strength of a 5-1-1 finish ... North Carolina and NC State tied for second with 5-2 records while defending champion Maryland was fifth with a 2-3-1 mark ... Each team won at least two conference games for only the second time in league history ... NC State, under first year head coach Dick Sheridan, provided one of the most impressive turnarounds as it posted the conference's best regular season record at 8-2-1 after three straight 3-8 campaigns ... Clemson defeated Stanford in the Gator Bowl, 27-21, but North Carolina lost to Arizona in the Aloha Bowl, 30-21, and the Wolfpack bowed to Virginia Tech, 25-24, in the Peach Bowl ... Terrence Flagler, the ACC's second-leading rusher with 1,176 yards, was a consensus All-America and finished 3rd nationally in rushing yards per carry (6.5), with Wake Forest guard Paul Kiser, North Carolina tackle Harris Barton, Clemson offensive guard John Phillips all receiving first-team All-America honors... Duke defensive back Mike Diminick earned Academic All-America accolades ... Kiser was named the recipient of the ACC's Jacobs Blocking Trophy, as the conference's top blocker ... Georgia Tech All-ACC safety Riccardo Ingram, also an All-America outfielder for Tech's baseball program, was named as the Conference's top athlete and winner of the Anthony J. McKeivin Award ... Ingram finished 3rd nationally in punt returns (14.5) ... Clemson senior wide receiver Ray Williams was named the recipient of the Brian Piccolo Award for courage ... North Carolina tailback Derrick Fenner led the ACC in rushing and finished 45th nationally with 1,250 yards ... Clemson's Terrance Rouhac led the nation in kickoff returns averaging 33.0 on 17 returns ... Wake Forest wide receiver James Brim led the ACC in pass receiving and finished 8th nationally (6.0) ...North Carolina finished 6th nationally in total offense, averaging 436.0 yards per game ... Clemson finished the year ranked 6th nationally in rushing offense (273.4) with North Carolina ranked 10th (252.5).

1985 All-ACC First Team

Table listing 1985 All-ACC First Team members by position: OFFENSE (WR-Earl Winfield, UNC; WR-James Brim, WF; TE-Jim Riggs, CL; T-Tim Dombrowski, UVA; T-John Maarleveld, MD; G-Steve Reese, CL; G-Len Lynch, MD; C-Harold Garren, UVA; QB-Erik Kramer, NCS; RB-Barry Word, UVA; RB-Kenny Flowers, CL; PK-Kenny Stadlin, UVA) and DEFENSE (DL-Pat Swilling, GT; DL-Bruce Mesner, MD; DL-Gary Baldinger, WF; DL-Steve Berlin, CL; DL-Reuben Davis, UNC; LB-Ted Roof, GT; LB-Chuck Faucette, MD; DB-Cleve Pounds, GT; DB-Al Covington, MD; DB-Larry Griffin, UNC; DB-Keeta Covington, MD; P-Tommy Barnhardt, UNC).

Statistical Leaders

Statistical Leaders table with columns: Total Offense, Plays, Yds, Avg, TDR, Rushing, Car, Yds, Avg, TD, Passing, Cmp, Att, Int, Yds, TD, Rat, Receiving, Catches, Yds, TD, Avg, Scoring, TD, PAT, FG, TP.

1986 All-ACC First Team

Table listing 1986 All-ACC First Team members by position: OFFENSE (WR-James Brim, WF; WR-Nasrallah Worthen, NCS; TE-Jim Riggs, CL; T-Harris Barton, UNC; T-Tim Morrison, WF; G-John Phillips, CL; G-Paul Kiser, WF; C-John Davis, GT; QB-Erik Kramer, NCS; RB-Terrence Flagler, CL; RB-Derrick Fenner, UNC; PK-Mike Cofer, NCS) and DEFENSE (DL-Terrence Mack, CL; DL-Michael Perry, CL; DL-Bruce Mesner, MD; DL-Tim Goad, UNC; DL-Kyle Ambrose, GT; LB-Mike Junkin, DU; LB-Chuck Faucette, MD; DB-Delton Hall, CL; DB-Keeta Covington, MD; DB-Riccardo Ingram, GT; DB-Walter Bailey, UNC; P-Kelly Hollock, NCS).

Statistical Leaders

Statistical Leaders table with columns: Total Offense, Plays, Yds, Avg, TDR, Rushing, Car, Yds, Avg, TD, Passing, Cmp, Att, Int, Yds, TD, Rat, Receiving, Catches, Yds, TD, Avg, Scoring, TD, PAT, FG, TP.

Conference and Overall records table for 1985 season, listing teams and their records in various categories.

Versus Non-Conference Opponents: 17-16-0 (.515)

Conference and Overall records table for 1986 season, listing teams and their records in various categories.

Versus Non-Conference Opponents: 19-14-4 (.568)

CLEMSON . (AP-rank: CU/OPP)

Clemson record log table listing opponents and results for the 1986 season.

MARYLAND

Maryland record log table listing opponents and results for the 1985 season.

NORTH CAROLINA

North Carolina record log table listing opponents and results for the 1985 season.

NC STATE

NC State record log table listing opponents and results for the 1986 season.

VIRGINIA

Virginia record log table listing opponents and results for the 1985 season.

WAKE FOREST

Wake Forest record log table listing opponents and results for the 1986 season.

GEORGIA TECH

Georgia Tech record log table listing opponents and results for the 1985 season.

CLEMSON . (AP-rank: CU/OPP)

Clemson record log table listing opponents and results for the 1986 season.

DUKE

Duke record log table listing opponents and results for the 1986 season.

GEORGIA TECH

Georgia Tech record log table listing opponents and results for the 1986 season.

MARYLAND

Maryland record log table listing opponents and results for the 1985 season.

NORTH CAROLINA

North Carolina record log table listing opponents and results for the 1985 season.

ALABAMA

Alabama record log table listing opponents and results for the 1986 season.

NC STATE

NC State record log table listing opponents and results for the 1986 season.

VIRGINIA

Virginia record log table listing opponents and results for the 1985 season.

WAKE FOREST

Wake Forest record log table listing opponents and results for the 1986 season.

1987

ACC Champion - Clemson
Player of the Year - Michael Dean Perry, Clemson
Rookie of the Year - Terry Allen, Clemson
Coach of the Year - Bill Dooley, Wake Forest

1988

ACC Champion - Clemson
Player of the Year - Anthony Dilweg, Duke
Rookie of the Year - Jesse Campbell, NC State
Coach of the Year - Steve Spurrier, Duke

Clemson, the pre-season conference favorite did just what it was expected to do as it won six of its seven ACC battles and successfully defended its championship ... It was the 10th outright title for the 10-2 Tigers and their fourth over the last seven years ... Virginia and Wake Forest had the biggest turnaround seasons as both finished with identical 7-4 marks ... A year earlier, the Cavaliers compiled a 3-8 record while the Deacons were 5-6 ... In bowl games, the Tigers knocked off Penn State 35-10 in the Citrus Bowl, while Virginia bested BYU 22-16 in the All-American Bowl ... Michael Dean Perry of Clemson was tabbed as the ACC Player of the Year, following in the footsteps of his older brother, William, who capped the same award in 1984 ... Perry, kicking specialist David Treadwell and defensive back Donnell Woolford, all of Clemson were named to at least one All-America first team ... Treadwell was a consensus first-team All-America choice and finished 5th nationally in field goals ... Woolford finished 3rd nationally in punt returns, averaging 15.5 yards per return and returning 2 for touchdowns ... League records established during the season include team passing yardage by Duke, individual total offense by Duke quarterback Steve Slayden and most pass receiving yardage by teammate Clarkston Hines ... Veteran ACC head coaches Bobby Ross (Maryland) and Bill Dooley (North Carolina) rejoined the league with new teams at Georgia Tech and Wake Forest, respectively ... Dooley led the Deacons to a tie for third place and was named ACC Coach of the Year ... Clemson guard John Phillips was chosen as the winner of the ACC's Jacobs Blocking Trophy as the conference's top blocker ... Virginia freshman defensive back Keith McMeans led the nation in pass interceptions with 9 in just 10 games, a 0.90 average ... His Cavalier teammate Kevin Cook ranked 4th in the nation in pass interceptions with 8 in 11 games ... Clemson ranked 5th nationally in total defense, allowing just 240.0 yards per game ... The Tigers also were ranked 2nd in defense against the run, allowing just 80.0 yards per game on the ground ... Duke ranked 4th nationally in passing offense, averaging 313.0 yards per game through the air.



Clemson became the third school in ACC history to capture three consecutive outright football titles when Danny Ford's team posted a 6-1 league mark to claim the 1988 league crown ... The Tigers were 17-3-1 against ACC foes the last three years ... four other conference members, NC State, Virginia, Duke and Wake Forest also posted winning records ... Duke opened the season with five straight wins and made the biggest improvement as it posted seven victories, the most for the Blue Devils since 1962 ... Clemson and NC State represented the ACC in post-season play with the Tigers downing Big Eight foe Oklahoma, 13-6, in the Florida Citrus Bowl while the Wolfpack made it a clean sweep for the ACC, when they knocked off Iowa of the Big Ten, 28-23, in the Peach Bowl ... Overall the ACC posted a 20-13-1 (.603) mark in games against outside opponents ... Clemson DB Donnell Woolford earned consensus All-America honors while Duke's Clarkston Hines was a first team Football Writers All-America ... Hines, who had 68 receptions for 1,067 yards and 10 TDs, became the first ACC player to have 1,000 yards of receiving yardage in consecutive seasons ... Duke QB Anthony Dilweg, named ACC Player of the Year, established six conference single-season records in total offense (3,713), passing yardage (3,824), touchdown passes (24), TDR (26), passes attempted (484) and total plays (539) ... Dilweg finished 2nd nationally in total offense ... North Carolina center Jeff Garnica was named the recipient of the ACC's Jacobs Blocking Trophy as the top blocker in the conference ... Georgia Tech tailback Jerry Mays was named the winner of the Brian Piccolo courage award ... Duke defensive back Mike Diminick became the ACC's first three-time Academic All-America when he earned a spot on the 1988 GTE Academic All-America team ... Duke running back Roger Boone led the conference in receiving for the second straight year and set an ACC record for catches by a running back (73) ... Duke finished the year ranked 3rd nationally in passing offense (351.6), while NC State was ranked 6th nationally in rushing defense (103.6) ... The Wolfpack also finished 5th nationally in scoring defense (12.9) and 8th in total defense (264.3) ... North Carolina's Kennard Martin finished 5th nationally in rushing (104.2) and Clemson's Terry Allen was 8th in rushing (103.6) ... Clemson finished the year ranked 2nd in the nation in turnover margin (+20)...Georgia Tech and Maryland met for the first time in football as conference opponents, as Tech played all of its ACC foes in football for the first time since joining the league in 1978.

1987 All-ACC First Team
OFFENSE: E-John Ford, UVa; E-Clarkston Hines, DU; TE-Ferrell Edmunds, MD; T-Jeff Nummacher, CL; T-Chris Minear, UVa; G-John Phillips CL; G-Pat Crowley, UNC; C-Chuck Massaro, NCS; QB-Scott Secules, UVa; RB-Terry Allen, CL; RB-Mark Young, WF; PK-David Treadwell, CL
DEFENSE: DL-Michael Dean Perry, CL; DL-Carlton Bailey, UNC; DL-Tim Goad, UNC; DL-Sean Scott, UVa; DL-Tony Stephens, CL; LB-Kevin Walker, MD; LB-Jimmie Simmons, WF; DB-Norris Davis, UNC; DB-Donnell Woolford, CL; DB-A.J. Greene, WF; DB-Kevin Cook, UVa; P-Craig Salmon, NCS

Statistical Leaders
Total Offense: Slayden, DU 494 2966 269.8 23; Secules, UVa 353 2556 214.2 18
Rushing: Allen, CL 172 868 86.8 7; Young, WF 179 976 79.5 4
Passing: Slayden, DU 230-395-16 2924 20 129.0
Receiving: Boone, DU 62 587 0 5.6; Hines, DU 57 1093 11 5.2
Scoring: Treadwell, CL 0 28-29 18-21 82; Peterson, DU 0 34-36 15-21 79

1988 All-ACC First Team
OFFENSE: E-Clarkston Hines, DU; E-Nasrallah Worthen, NCS; TE-Dave Colonna, DU; T-Jeff Nummacher, CL; T-Chris Port, DU; G-Roy Brown, UVa; G-Pat Crowley, UNC; C-Jeff Garnica, UNC; QB-Anthony Dilweg, DU; RB-Terry Allen, CL; RB-Kennard Martin, UNC; PK-Dan Plocki, MD
DEFENSE: DL-Ray Agnew, NCS; DL-Mark Drag, CL; DL-Warren Powers, MD; DL-Willis Crockett, GT; LB-Scott Auer, NCS; LB-Jeff Lageman, UVa; LB-Fred Stone, NCS; DB-Donnell Woolford, CL; DB-A.J. Greene, WF; DB-Jesse Campbell, NCS; DB-Cedric Stallworth, GT; P-Martin Bailey, WF

Statistical Leaders
Total Offense: Dilweg, DU 539 3713 337.6 26; Moore, UVa 441 2526 229.6 25
Rushing: Martin, UNC 193 1146 104.2 11; Allen, CL 199 1139 103.6 9
Passing: Dilweg, DU 287-484-18 3824 24 134.6; Elkins, WF 165-280-10 2205 14 134.4
Receiving: Boone, DU 73 630 2 6.6; Hines, DU 68 1067 10 6.2
Scoring: Plocki, MD 0 27-27 17-22 78; Peterson, DU 0 34-35 12-16 70

Conference Overall
Team AP..UPI..W L T For Opp W L T For Opp Home Road Neu vsAP
Clemson.....12.....10.....6 1 0 205 116 10 2 0 333 176 7-1 2-1 1-0 2-1
Virginia.....5.....2.....0 194 159 8 4 0 292 276 5-0 2-4 1-0 0-2
Wake Forest.....4.....3.....0 144 130 7 4 0 201 185 4-2 3-2 0-0 1-2
NC State.....4.....3.....0 184 159 4 7 0 212 302 2-4 2-3 0-0 0-2
Maryland.....3.....3.....0 102 155 4 7 0 194 301 3-2 1-5 0-0 0-3
North Carolina.....3.....4.....0 125 131 5 6 0 214 207 1-4 4-2 0-0 0-3
Duke.....2.....5.....0 194 183 5 6 0 301 243 4-1 1-5 0-0 0-1
Georgia Tech.....0.....6.....0 69 184 2 9 0 199 275 2-5 0-4 0-0 0-4
Versus Non-Conference Opponents: 18-18-0 (.500)

Conference Overall
Team AP..UPI..W L T For Opp W L T For Opp Home Road Neu vsAP
Clemson.....9.....8.....6 1 0 216 107 10 2 0 342 157 5-1 4-1 1-0 1-1
Virginia.....5.....2.....0 162 139 7 4 0 251 244 4-2 3-2 0-0 0-2
NC State.....17.....4.....2 1 169 110 8 3 1 312 175 5-1-1 2-2 1-0 1-1
Wake Forest.....4.....3.....0 173 174 6 4 1 282 238 3-2-1 3-2 0-0 0-2
Maryland.....4.....3.....0 190 196 5 6 0 260 304 3-2 2-4 0-0 0-2
Duke.....3.....3.....1 204 245 7 3 1 324 324 3-2 4-1-1 0-0 0-1
North Carolina.....1.....6.....0 152 247 1 10 0 217 391 1-5 0-5 0-0 0-4
Georgia Tech.....0.....7.....0 105 153 3 8 0 200 194 3-3 0-5 0-0 1-1
Versus Non-Conference Opponents: 20-13-1 (.603)

CLEMSON .(AP-rank: CU-OPP)
W 43-0 9/-..Western Carolina
W 22-10 10/-..at Virginia Tech
W 21-10 8/18.....Georgia
W 33-12 9/-.....Georgia Tech
W 38-21 8/-.....Virginia
W 17-10 7/-.....Duke
W 28-30 7/-.....NC State
W 31-17 14/-.....Wake Forest
W 13-10 10/-at North Carolina
W 45-16 9/-.....Maryland
L 7-20 8/12..at South Carolina
Citrus Bowl
W 35-10 14/20.....Penn State
DUKE
W 41-6 -/-.....Colgate
W 31-16 -/-.....Northwestern
W 35-31 -/-.....Vanderbilt
L 17-42 -/-.....at Virginia
L 0-7 -/-.....at Rutgers
L 10-17 -/7.....at Clemson
L 22-23 -/-.....at Maryland
W 48-14 -/-.....Georgia Tech
L 27-30 -/-.....Wake Forest
L 45-47 -/-.....at NC State
W 25-10 -/-.....at North Carolina
GEORGIA TECH
W 51-12 -/-.....The Citadel
L 23-30 -/-.....North Carolina
L 12-33 -/9.....at Clemson
L 0-17 -/-.....at NC State
W 38-0 -/-.....Indiana State
L 10-20 -/5.....Auburn
L 15-29 -/13.....at Tennessee
L 14-48 -/-.....at Duke
L 14-23 -/-.....Virginia
L 6-33 -/-.....Wake Forest
L 16-30 -/14.....Georgia

MARYLAND
L 11-25 -/-.....at Syracuse
W 21-19 -/-.....Virginia
W 25-20 -/-.....West Virginia
L 14-42 -/-.....at NC State
L 16-46 -/3.....at Miami (Fla.)
W 14-0 -/-.....at Wake Forest
W 23-22 -/-.....Duke
L 14-27 -/-.....North Carolina
L 16-21 -/16.....Penn State
L 16-45 -/9.....at Clemson
NORTH CAROLINA
W 34-14 -/-.....Illinois
L 0-28 -/1.....at Oklahoma
W 30-23 -/-.....at Georgia Tech
W 45-14 -/-.....at Navy
L 10-20 -/6.....Auburn
L 14-22 -/-.....Wake Forest
W 17-14 -/-.....at NC State
W 27-14 -/-.....at Maryland
L 10-13 -/10.....Clemson
L 17-20 -/-.....at Virginia
L 10-25 -/-.....Duke

NC STATE
L 14-32 -/-.....East Carolina
L 0-34 -/18.....at Pittsburgh
L 3-21 -/-.....at Wake Forest
W 42-14 -/-.....Maryland
W 17-0 -/-.....Georgia Tech
L 14-17 -/-.....North Carolina
W 30-28 -/7.....at Clemson
L 0-48 -/19.....at South Carolina
L 14-29 -/-.....East Tennessee St.
W 47-45 -/-.....at Duke
L 31-34 -/-.....Virginia
VIRGINIA
L 22-30 -/20.....at Georgia
L 19-21 -/-.....at Maryland
W 14-13 -/-.....Virginia Tech
W 42-17 -/-.....Duke
W 30-0 -/-.....VMI
L 21-38 -/8.....at Clemson
L 10-58 -/-.....at South Carolina
W 35-21 -/-.....Wake Forest
W 23-14 -/-.....at Georgia Tech
W 20-17 -/-.....North Carolina
W 34-31 -/-.....at NC State
All-American Bowl
W 22-16 -/-.....BYU
WAKE FOREST
W 24-0 -/-.....Richmond
W 21-3 -/-.....NC State
W 16-12 -/-Appalachian State
W 17-13 -/-.....at Army
W 22-14 -/-at North Carolina
L 0-14 -/-.....Maryland
L 21-35 -/-.....at Virginia
L 17-31 -/14.....at Clemson
W 30-27 -/-.....Duke
L 0-30 -/14.....South Carolina
W 33-6 -/-.....at Georgia Tech

CLEMSON .(AP-rank: CU-OPP)
W 40-7 4/-.....Virginia Tech
W 23-3 3/-.....Furman
L 21-24 3/10.....Florida State
W 30-13 12/-..at Georgia Tech
W 10-7 11/-.....at Virginia
W 49-17 11/-.....Duke
L 3-10 9/-.....at NC State
W 38-21 15/-..at Wake Forest
W 37-14 17/-..North Carolina
W 49-25 16/-..at Maryland
W 29-10 15/-..South Carolina
Citrus Bowl
W 13-6 13/10.....Oklahoma
DUKE
W 31-21 -/-.....at Northwestern
W 31-26 -/-.....at Tennessee
W 41-17 -/-.....The Citadel
W 38-34 -/-.....Virginia
W 17-15 -/-.....at Vanderbilt
L 17-49 -/11.....at Clemson
L 24-34 -/-.....Maryland
W 31-21 -/-.....at Georgia Tech
L 16-35 -/-.....Wake Forest
T 43-43 -/-.....at NC State
W 35-29 -/-.....North Carolina
GEORGIA TECH
W 24-10 -/-..UT-Chattanooga
L 16-17 -/-.....at Virginia
L 13-30 -/12.....Clemson
L 6-14 -/-.....NC State
L 8-13 -/-.....at Maryland
W 34-0 -/8.....South Carolina
L 17-20 -/-..at North Carolina
L 21-31 -/-.....Duke
W 34-7 -/-.....VMI
L 24-28 -/-.....at Wake Forest
L 3-24 -/-.....at Georgia

MARYLAND
W 27-16 -/-.....Louisville
L 24-55 -/12.....at West Virginia
W 30-26 -/-.....NC State
L 9-20 -/-.....at Syracuse
W 13-8 -/-.....Georgia Tech
L 24-27 -/-.....Wake Forest
W 34-24 -/-.....at Duke
W 41-38 -/-.....at North Carolina
L 10-17 -/-.....at Penn State
L 25-49 -/16.....Clemson
L 23-24 -/-.....at Virginia
NORTH CAROLINA
L 10-31 -/19.....at South Carolina
L 0-28 -/4.....Oklahoma
L 34-38 -/-.....Louisville
L 21-47 -/4.....at Auburn
L 24-42 -/-.....at Wake Forest
L 3-48 -/-.....NC State
W 20-17 -/-.....Georgia Tech
L 38-41 -/-.....Maryland
L 14-37 -/17.....at Clemson
L 24-27 -/-.....Virginia
L 29-35 -/-.....at Duke

NC STATE
W 45-6 -/-..Western Carolina
W 14-6 -/-.....Wake Forest
L 26-30 -/-.....at Maryland
W 14-6 -/-.....at Georgia Tech
W 49-0 -/-.....E. Tennessee St.
W 48-3 -/-.....at North Carolina
W 10-3 -/9.....Clemson
L 7-23 -/17.....South Carolina
L 14-19 -/-.....at Virginia
T 43-43 -/-.....Duke
W 14-3 -/-.....Pittsburgh
Peach Bowl
W 28-23 -/-.....Iowa
VIRGINIA
W 31-23 -/-..William & Mary
L 14-42 -/18.....Penn State
W 17-16 -/-.....Georgia Tech
L 34-38 -/-.....at Duke
L 7-10 -/11.....Clemson
L 28-30 -/-.....at Louisville
W 34-14 -/-.....at Wake Forest
W 16-10 -/-.....at Virginia Tech
W 19-14 -/-.....NC State
W 27-24 -/-..at North Carolina
W 24-23 -/-.....Maryland
WAKE FOREST
W 31-11 -/-.....at Villanova
W 35-0 -/-.....Illinois State
L 6-14 -/-.....at NC State
L 9-19 -/19.....at Michigan
W 42-24 -/-.....North Carolina
W 27-24 -/-.....at Maryland
L 14-34 -/-.....Virginia
L 21-38 -/15.....Clemson
W 35-16 -/-.....at Duke
W 28-24 -/-.....Georgia Tech
T 34-34 -/-..Appalachian St.

1989

ACC Co-Champions - Virginia, Duke
Player of the Year - Shawn Moore, Virginia
Rookie of the Year - Ronald Williams, Clemson
Coach of the Year - Steve Spurrier, Duke

1990

National Champion, ACC Champion--Georgia Tech
Player of the Year - Shawn Moore, Virginia
Rookie of the Year - Ronald Williams, Clemson
Coach of the Year - Bobby Ross, Georgia Tech

For the fifth time in ACC history, but for the first time since 1965, the ACC had two teams tie for the conference's gridiron title as Virginia and Duke finished with identical 6-1 league marks ... Clemson saw its three-year reign as league champion snapped as the Tigers finished third at 5-2 ... the ACC placed four teams in bowls for only the second time in league history ... Texas Tech defeated Duke, 49-21 in the All-American Bowl, Clemson knocked off West Virginia, 27-7 in the Gator Bowl, NC State dropped a 17-10 decision to Arizona in the inaugural Copper Bowl and Virginia lost to Illinois, 31-21, in the Citrus Bowl ... Five teams had seven wins or more for only the second time in league history ... Duke WR Clarkston Hines was named the ACC Player of the Year while Georgia Tech QB Shawn Moore was tabbed as the league's top rookie ... Duke's Steve Spurrier, who resigned following the All-American bowl to become head coach at Florida, was voted as the ACC Coach of the Year ... Nine ACC players earned All-America honors with Duke's Clarkston Hines being named a consensus All-America ... Hines set an NCAA record for career touchdown pass receptions with 38 and also set career ACC marks for most receptions (189) and yards (3,318) ... He also set an ACC single-season TD reception standard with 17 in 1989 ... Duke set a new ACC record for total offense, averaging 501.7 yards per game ... Georgia Tech safety Ken Swilling became the first defensive player in ACC history to score during an extra point attempt, when he returned a pass interception 99 yards for a two-point conversion against Duke ... Swilling also returned two interceptions for touchdowns ... Maryland running back Michael Anderson was named the recipient of the Brian Piccolo Award ... Duke offensive tackler Chris Port was named the recipient of the ACC's Jacobs Blocking Award, as the league's top blocker ... Duke also earned the CFA's Academic Achievement Award, leading the nation in graduation percentage with 96 percent of its 1984 freshman class earning their degrees... Blue Devil QB David Brown finished 2nd in the nation in passing efficiency (161.0) and established an ACC single-season record.



Georgia Tech, after defeating 19th-ranked Nebraska, 45-21 in the Florida Citrus Bowl and finishing the season as the nation's only undefeated Division I-A team, became the third team in ACC history to be crowned national champion ... Maryland (1953) and Clemson (1981) were the conference's previous national champions ... the Yellow Jackets were voted the nation's top team by UPI. The Sporting News and the Scripps Howard News Service ... for the first time in league history, the ACC sent five teams--Clemson, Georgia Tech, Maryland, NC State and Virginia--to bowl games ... following their 30-0 whitewashing of Illinois in the Hall of Fame Bowl, Clemson's Tigers joined ACC-member-to-be Florida State as the only Division I-A teams to have a bowl victory in each of the past five years ... Virginia lost a last minute 23-22 decision to Tennessee in the Sugar Bowl, Maryland deadlocked with Louisiana Tech, 34-34 in the Independence Bowl and NC State edged Southern Mississippi, 31-27 in the All-American Bowl ... Yellow Jacket DB Ken Swilling was a unanimous All-America choice while Virginia QB Shawn Moore and Clemson OG Stacy Long were consensus All-Americans ... Virginia WR Shawn Moore and WR Herman Moore placed fourth and sixth, respectively in the Heisman Trophy balloting ... Georgia Tech Head Football Coach Bobby Ross was named National Coach of the Year by UPI, The Sporting News, Walter Camp, Scripps Howard News Service, Kodak, the FWAAs, the Bobby Dodd Award, WFAA, Chevrolet/CBS and The Football News ... Virginia offensive tackle Ray Roberts was named the recipient of the ACC's Jacobs Blocking Trophy as the league's top blocker ... NC State senior center Charlie Cobb was named as the ACC's top senior football scholar-athlete and winner of the Jim Tatum Award ... Duke wide receiver Mark Mays was voted the Brian Piccolo courage award ... Virginia quarterback Shawn Moore led the nation in passing efficiency (160.71) ... Clemson led the nation in total defense, allowing only 216.9 yards per game ... The Tigers were also 2nd nationally in scoring (9.9 pts) and rushing defense (71.7 yards per game).



1989 All-ACC First Team

Table listing 1989 All-ACC First Team players by position: OFFENSE (E-Clarkston Hines, DL-Ricky Proehl, T-Chris Port, T-Stacy Long, G-Pat Crowley, G-Roy Brown, C-Carey Metts, TE-Bruce McGonnigal, QB-Shawn Moore, RB-Jerry Mays, RB-Randy Cuthbert, PK-Chris Gardockci) and DEFENSE (DL-Vance Agnew, DL-Vance Hammond, DL-Cecil Gray, ILB-Doug Brewster, ILB-Eric Thomas, OLB-Ray Savage, OLB-Ray Houston, DB-Jesse Campbell, DB-Ken Swilling, DB-James Lott, DB-Robert O'Neal, P-Chris Gardockci).

Statistical Leaders table for 1989. Columns: Total Offense, Plays, Yds, Avg, TDR. Rows include Barnhill, WF; Ray, DU; Rushing (Mays, GT; Cuthbert, DU); Passing (Brown, DU; Moore, UVA); Receiving (Proehl, WF; Hines, DU); Scoring (Hines, DU; Gardockci, CL).

1990 All-ACC First Team

Table listing 1990 All-ACC First Team players by position: OFFENSE (WR-Herman Moore, WR-Barry Johnson, T-Stacy Long, T-Ray Roberts, G-Joe Siffri, G-Eric Harmon, C-Trevor Ryaals, TE-John Henry Mills, RB-Terry Kirby, RB-Ronald Williams, QB-Shawn Moore, PK-Chris Gardockci) and DEFENSE (DL-Vance Hammond, DL-Chris Slade, DL-Rob Bodine, ILB-Calvin Tiggel, Dwight Hollier, OLB-Marco Coleman, OLB-Levon Kirkland, DB-Ken Swilling, DB-Dexter Davis, DB-Jesse Campbell, DB-Willie Clay, P-Chris Gardockci).

Statistical Leaders table for 1990. Columns: Total Offense, Plays, Yds, Avg, TDR. Rows include Moore, UVA; Zolak, MD; Rushing (Kirby, UVA; Williams, CL); Passing (Moore, UVA; Jones, GT); Receiving (Wycheck, MD; Moore, UVA); Scoring (McInerney, UVA; Gwaltney, UNC).

Conference and Overall records table. Columns: Team, AP, UPI, W, L, T, For, Opp, W, L, T, For, Opp, Home, Road, Neu, vs AP. Rows include Georgia Tech, Clemson, Virginia, Maryland, North Carolina, NC State, Duke, Wake Forest. Includes 'Versus Non-Conference Opponents: 28-8-1 (.770)'.

CLEMSON (AP-rank: CU-OPP)
W 30-0 12/- at Furman
W 34-23 10/16 at Florida St
W 27-7 7/- at Virginia Tech
W 31-7 7/- at Maryland
L 17-21 7/- at Duke
W 34-20 15/- at Virginia
L 14-30 14/- at Georgia Tech
W 30-10 -/12 at NC State
W 44-10 22/- at Wake Forest
W 35-3 21/- at North Carolina
W 45-0 15/- at South Carolina
Gator Bowl
W 27-7 14/21 at West Virginia

MARYLAND
L 6-10 -/17 at NC State
L 10-14 -/17 at West Virginia
W 23-0 -/17 at Western Michigan
L 7-31 -/7 at Clemson
L 21-41 -/6 at Michigan
L 24-28 -/11 at Georgia Tech
W 27-7 -/11 at Wake Forest
L 25-46 -/11 at Duke
W 38-0 -/11 at North Carolina
T 13-13 -/13 at Penn State
L 21-48 -/16 at Virginia

VIRGINIA
L 13-36 -/2 at Notre Dame (East Rutherford, NJ)
W 14-6 -/12 at Penn State
W 17-10 -/11 at Georgia Tech
W 49-28 -/11 at Duke
W 24-12 -/11 at William & Mary
L 20-34 -/15 at Clemson
W 50-17 -/11 at North Carolina
W 47-28 -/11 at Wake Forest
W 16-15 -/11 at Louisville
W 20-9 24/18 at NC State
W 32-25 18/- at Virginia Tech
W 48-21 16/- at Maryland
Florida Citrus Bowl
L 21-31 15/11 at Illinois

DUKE
L 21-27 -/11 at South Carolina
W 41-31 -/11 at Northwestern
L 6-28 -/17 at Tennessee
L 28-49 -/17 at Virginia
W 21-17 -/7 at Clemson
W 35-29 -/11 at Army
W 48-25 -/11 at Maryland
W 30-19 -/11 at Georgia Tech
W 52-35 -/11 at Wake Forest
W 35-26 -/11 at NC State
W 41-0 25/- at North Carolina
All-American Bowl
L 21-49 20/24 at Texas Tech

NORTH CAROLINA
W 49-7 -/11 at VMI
L 6-13 -/11 at Kentucky
L 6-40 -/18 at NC State
L 7-12 -/11 at Navy
L 16-17 -/11 at Wake Forest
L 17-50 -/11 at Virginia
L 14-17 -/11 at Georgia Tech
L 0-38 -/11 at Maryland
L 3-35 -/21 at Clemson
L 20-27 -/11 at South Carolina
L 0-41 -/25 at Duke

WAKE FOREST
L 10-15 -/11 at Appalachian St.
L 17-27 -/19 at NC State
L 10-14 -/11 at Army
T 17-17 -/11 at Rice
W 17-16 -/11 at North Carolina
L 7-27 -/11 at Maryland
L 28-47 -/11 at Virginia
L 10-44 -/22 at Clemson
L 35-52 -/11 at Duke
W 29-17 -/11 at Tulsa
L 14-43 -/11 at Georgia Tech

CLEMSON (AP-rank: CU-OPP)
W 59-0 10/- Long Beach State
L 7-20 9/14 at Virginia
W 18-17 16/- at Maryland (Baltimore)

MARYLAND
W 20-13 -/11 at Virginia Tech
W 14-10 -/25 at Virginia Tech
L 17-18 -/16 at Clemson (Baltimore)

NC STATE
W 67-0 -/11 at Western Carolina
L 13-21 -/11 at Georgia Tech
W 20-15 -/11 at Wake Forest
L 12-13 -/11 at Maryland
W 12-9 -/11 at North Carolina
W 56-0 -/11 at Appalachian St.
L 0-31 -/2 at Virginia
L 17-24 -/22 at Clemson
W 38-29 -/11 at South Carolina
L 16-20 -/11 at Virginia Tech
W 16-0 -/11 at Duke
All-American Bowl
W 31-27 -/23 at Southern Miss

DUKE
L 10-21 -/11 at South Carolina
W 27-24 -/11 at Northwestern
L 0-59 -/10 at Virginia
L 7-26 -/19 at Clemson
W 17-16 -/11 at Army
W 49-18 -/11 at Western Carolina
L 20-23 -/11 at Maryland
L 31-48 -/16 at Georgia Tech
W 57-20 -/11 at Wake Forest
L 0-16 -/11 at NC State
L 22-24 -/11 at North Carolina

NORTH CAROLINA
W 34-0 -/11 at Miami of Ohio
L 5-27 -/11 at South Carolina
W 48-21 -/11 at Connecticut
W 16-13 -/11 at Kentucky
L 9-12 -/11 at NC State
W 31-24 -/11 at Wake Forest
T 13-13 -/11 at Georgia Tech
W 34-10 -/11 at Maryland
L 3-20 -/11 at Clemson
L 10-24 -/11 at Virginia
W 24-22 -/11 at Duke

VIRGINIA
W 59-10 15/- at Kansas
W 20-7 14/9 at Clemson
W 56-14 11/- at Navy
W 59-0 10/- at Duke
W 63-35 7/- at William & Mary
W 31-0 2/- at NC State
W 49-14 1/- at Wake Forest
L 38-41 1/16 at Georgia Tech
W 24-10 9/- at North Carolina
L 30-35 8/- at Maryland
L 13-38 17/- at Virginia Tech
Sugar Bowl
L 22-23 -/10 at Tennessee

GEORGIA TECH
W 21-13 -/11 at NC State
W 44-9 -/11 at UT-Chattanooga
W 27-6 -/25 at South Carolina
W 31-3 23/- at Maryland
W 21-19 18/15 at Clemson
T 13-13 11/- at North Carolina
W 48-31 16/- at Duke
W 41-38 16/1 at Virginia
W 6-3 7/- at Virginia Tech
W 42-7 4/- at Wake Forest
W 40-23 2/- at Georgia
Florida Citrus Bowl
W 45-21 2/19 at Nebraska

W 13-12 -/11 at Virginia Tech
L 17-45 -/6 at Michigan
L 3-31 -/23 at Georgia Tech
W 41-13 -/11 at Wake Forest
W 23-20 -/11 at Duke
L 10-34 -/11 at North Carolina
L 10-24 -/21 at Penn State
W 35-30 -/8 at Virginia
Independence Bowl
T 34-34 -/11 at Louisiana Tech

W 59-10 15/- at Kansas
W 20-7 14/9 at Clemson
W 56-14 11/- at Navy
W 59-0 10/- at Duke
W 63-35 7/- at William & Mary
W 31-0 2/- at NC State
W 49-14 1/- at Wake Forest
L 38-41 1/16 at Georgia Tech
W 24-10 9/- at North Carolina
L 30-35 8/- at Maryland
L 13-38 17/- at Virginia Tech
Sugar Bowl
L 22-23 -/10 at Tennessee

GEORGIA TECH
L 28-38 -/25 at NC State
L 10-17 -/11 at Virginia
L 10-21 -/11 at South Carolina
W 28-24 -/11 at Maryland
W 30-14 -/14 at Clemson
W 17-14 -/11 at North Carolina
L 19-30 -/11 at Duke
W 34-7 -/11 at Western Carolina
W 43-14 -/11 at Wake Forest
W 13-12 -/11 at Boston College
W 33-22 -/11 at Georgia

NC STATE
W 10-6 -/11 at Maryland
W 38-28 25/- at Georgia Tech
W 27-17 19/- at Wake Forest
W 40-6 18/- at North Carolina
W 42-22 15/- at Kent State
W 35-14 14/- at Mid. Tenn. State
L 10-30 12/- at Clemson
W 20-10 20/- at South Carolina
L 9-20 18/- at Virginia
L 26-35 -/11 at Duke
L 23-25 -/11 at Virginia Tech
Copper Bowl
L 10-17 -/11 at Arizona

1991

ACC Champion - Clemson
Player of the Year - Matt Blundin, Virginia
Rookie of the Year - Jimmy Lincoln, Georgia Tech
Coach of the Year - George Welsh, Virginia

1992

ACC Champion - Florida State
Player of the Year - Charlie Ward, Florida State
Rookie of the Year - Tamarick Vanover, Florida State
Coach of the Year - Bill Dooley, Wake Forest

Pre-season favorite Clemson won its 12th straight outright ACC title, 13th overall, finishing 6-0-1 in league play and 9-2-1 overall ... in addition to the Tigers, four other ACC teams, NC State, Georgia Tech, Virginia and North Carolina, posted winning records ... for the seventh straight year, the Tigers look part in post-season play losing to California 37-13, in the Citrus Bowl ... Georgia Tech defeated Stanford 18-17 in the Aloha Bowl while Virginia and NC State lost in the Gator and Peach Bowls, respectively ... Florida State, the conference's newest member, while not competing in league play, finished 10-2 overall and knocked off Texas A&M, 10-2, in the Cotton Bowl ... Virginia QB Matt Blundin set an ACC record by not throwing an interception the entire season ... the league featured 10 first team All-Americans, including consensus picks Jeb Flesch (OG) of Clemson and Florida State's Marvin Jones (LB) and Terrell Buckley (DB) ... the league broke all existing attendance records drawing 2,519,127 fans for a 45,802 per game average ... Virginia offensive tackle Ray Roberts was named the recipient of the ACC's Jacobs Blocking Trophy for the second consecutive year as the ACC's top blocker ... NC State senior offensive tackle Scott Adell was named the recipient of the Brian Piccolo Award for Courage ... Clemson led the nation in rushing defense, as the Tigers allowed an average of just 53.4 yards per game on the ground, which was an ACC single-season record ... Clemson finished 4th in the nation in total defense (263.2) while Georgia Tech finished 8th allowing just 277.8 yards per game. Georgia Tech placekicker Scott Sisson's game-winning FG against Virginia in a 24-21 Yellow Jacket win, on the game's final play marked the 6th time in his career he had either tied or won a game with a last-second field goal ... Virginia finished 4th nationally in scoring defense, allowing only 10.8 points per game ... Georgia Tech cornerback Willie Clay finished 3rd nationally in pass interceptions with 9 in 12 games (0.75)...Virginia quarterback Matt Blundin set a single-season ACC record for interception avoidance, not throwing an interception in 224 pass attempts. Blundin finished the year ranked 4th nationally in pass efficiency (159.6).



Florida State captured the ACC title in its first year in the league with a spotless 8-0 league mark ... for the second-straight year, the ACC had five teams with seven-or-more wins ... Wake Forest's Bill Dooley was voted the ACC Coach of the Year after guiding the Deacons to their first bowl appearance since 1979 ... the Seminoles defeated Nebraska 27-14 in the Orange Bowl and finished the season ranked second nationally with an 11-1 record ... North Carolina and Wake Forest both rallied from double-digit deficits to win their respective bowl games ... the Tar Heels beat Mississippi State 21-17 in the Peach Bowl, while the Deacons scored 29 unanswered points in a 39-35 win over Oregon in the Independence Bowl ... NC State dropped a 27-10 decision to Florida in the Gator Bowl ... the Wolfpack ended the season ranked 17th in the final AP poll while the Tar Heels were listed No. 18 by the USA Today/CNN poll and 19th by AP ... Wake Forest was ranked 25th by both major polls ... the ACC posted a 23-8-1 (.734) record against non-league foes ... An all-time high of 11 ACC players earned All-America honors in 1992, including unanimous first-team All-America linebacker Marvin Jones of Florida State and consensus first-team selection Chris Slade of Virginia at defensive end ... The ACC was 23-8-1 against non-conference opponents, its second-best mark in history...Wake Forest offensive tackle Ben Coleman was awarded the ACC's Jacobs Blocking Trophy as the league's top blocker...Senior defensive end Dan Footman of Florida State and senior running back Randy Cuthbert of Duke shared the Brian Piccolo Award ... Duke was honored with the CFA's Academic Award as the school with the highest graduation rate among its football players, 100 percent for the class which enrolled in 1987... Wake Forest Head Coach Bill Dooley became the all-time winningest coach in ACC history with 97 wins at both Wake and North Carolina...Georgia Tech quarterback Shawn Jones completed his career as the ACC's all-time total offense leader with 9,296 career yards ... Clemson placekicker Nelson Welch became the first ACC player to win back-to-back scoring titles...FSU led the nation in kickoff returns while Maryland's John Kaleo (total offense), Maryland's Marcus Bladgett (receiving yardage per game), Clemson's Welch (field goals), FSU's Corey Sawyer (interceptions) and Duke's Leroy Gallman (kickoff returns) all finished 2nd nationally in their respective categories.



1991 All-ACC First Team

Table listing 1991 All-ACC First Team players by position: OFFENSE (WR-Terry Smith, TE-John Henry Mills, T-Ray Roberts, T-Mike Mooney, G-Jeb Flesch, G-Brian Bollinger, C-Mike Brown, QB-Matt Blundin, RB-Terry Kirby, RB-Natrone Means, PK-Nelson Welch) and DEFENSE (DL-Coleman Rudolph, DL-Rob Bodine, DL-Chester McGlockton, LB-Ed McDaniel, LB-Tommy Thigpen, LB-Marco Coleman, LB-Levon Kirkland, LB-Willie Clay, DB-Sebastian Savage, DB-Robert O'Neal, DB-George Coghill, P-Ed Garno).

Statistical Leaders

Statistical Leaders table with columns: Total Offense, Rushing, Passing, Receiving, Scoring. Lists top performers like Matt Blundin, Marvin Jones, Terrell Buckley, Ben Coleman, and Dan Footman.

1992 All-ACC First Team

Table listing 1992 All-ACC First Team players by position: OFFENSE (WR-Marcus Bladgett, WR-Todd Dixon, TE-John Henry Mills, T-Ben Coleman, T-Robert Stevenson, G-Stacy Seegers, G-Mike Gee, C-Randall Parsons, QB-Charlie Ward, RB-Natrone Means, RB-Anthony Barbour, PK-Scott Sisson) and DEFENSE (DL-Chris Slade, DL-Coleman Rudolph, DL-Ricky Logo, LB-Marvin Jones, LB-David Merritt, LB-Derrick Brooks, LB-Tyler Lawrence, DB-George Coghill, DB-Corey Sawyer, DB-Mike Reid, DB-Sebastian Savage, P-Mike Thomas).

Statistical Leaders

Statistical Leaders table with columns: Total Offense, Rushing, Passing, Receiving, Scoring. Lists top performers like Charlie Ward, John Kaleo, Marcus Bladgett, Ben Coleman, and Dan Footman.

Conference and Overall records for 1991 season, listing teams like Clemson, NC State, Georgia Tech, Virginia, North Carolina, Maryland, Wake Forest, Duke, and Florida State with their respective records.

Conference and Overall records for 1992 season, listing teams like Florida State, NC State, North Carolina, Wake Forest, Virginia, Georgia Tech, Clemson, Maryland, and Duke with their respective records.

Comprehensive schedule for 1991 season, listing games for Clemson, Georgia Tech, NC State, Virginia, North Carolina, Maryland, Wake Forest, Duke, Florida State, Citrus Bowl, and Cotton Bowl.

Comprehensive schedule for 1992 season, listing games for Florida State, Georgia Tech, NC State, Wake Forest, Virginia, North Carolina, Maryland, Duke, Florida State, Citrus Bowl, Orange Bowl, and Independence Bowl.



1993

National Champion, ACC Champion - Florida State
Player of the Year - Charlie Ward, Florida State
Def. Player of the Year - Derrick Brooks, Florida State
Rookie of the Year - Leon Johnson, North Carolina
Coach of the Year - Bobby Bowden, Florida State



Florida State captured its first national football title defeating top-ranked Nebraska 18-16 in the Orange Bowl... FSU QB Charlie Ward became the first ACC player to win the Heisman Trophy after receiving the highest percentage of first place votes in the award's 59-year history... Ward also earned ACC Player of the Year honors... North Carolina's Leon Johnson rushed for 1,012 yards en route to earning ACC Rookie laurels... Clemson edged Kentucky 14-13 with Terry Smith's 21-yard touchdown reception from QB Patrick Sapp with 20 seconds remaining in the Peach Bowl... Clemson's Tommy West became the second head coach in ACC history to make his debut in a bowl game... North Carolina, Virginia and NC State lost in the Gator, Carquest and Hall of Fame bowls, respectively... Wake Forest running back John Leach led the ACC in rushing, by running for an ACC single-game record 329 yards (on 43 carries) on the final day of the season against Maryland... He also set the ACC single-game record for most all-purpose yards with 411... Florida State's game with Notre Dame resulted in the highest-rated regular season football game since deregulation earning a 16 rating and a 39 share... Maryland QB Scott Milanovich became the first player in ACC history to throw for 400 or more yards five times in a single season... He also became the first player to lead the ACC in total offense and punting (43.8) in the same season... Virginia guard Mark Dixon was named the recipient of the ACC's Jacobs Blocking Trophy... Virginia outside linebacker Tom Burns was named the league's top senior football student-athlete as winner of the Jim Tatum Award... Duke defensive lineman Scott Youmans was named the recipient of the Brian Piccolo Award... Three ACC football players were named to the 1993 CFA Scholar-Athlete team including Virginia's Tom Burns, Florida State's Ken Alexander and Duke's Travis Pearson... Florida State established 12 new ACC single season records including marks for most total yards (6,576), touchdowns scored (63), points (518), scoring average (43.2), yards per play (7.0), yards per game (548.0), yards per rush attempt (5.7), passes completed (327), completion percentage (69.7), touchdown passes (37), yards passing (3,909) and penalties (102).

1994

ACC Champion - Florida State
Player of the Year - Robert Baldwin, Duke
Def. Player of the Year - Derrick Alexander, Florida State
Rookie of the Year - Ronde Barber, Virginia
Coach of the Year - Fred Goldsmith, Duke



Florida State pocketed its third straight conference championship with another perfect 8-0 league mark... The Seminoles set an ACC record with 24 consecutive league wins, eclipsing the previous record of 21 set by Maryland between 1973 and 1977... Duke's Robert Baldwin garnered ACC Player of the Year honors after leading the league in rushing with 1,187 yards while Florida State's Derrick Alexander, also a Lombardi award finalist, earned ACC Defensive Player of the Year honors... Florida State defeated Florida 23-17 in a post-season rematch of the in-state rivals... NC State posted a 28-24 victory over Mississippi State in the Peach Bowl... Virginia downed Texas Christian 20-10 in its first Independence Bowl appearance... Duke and North Carolina suffered setbacks in the Hall of Fame and Sun Bowls respectively... The ACC led all conferences with five teams ranked in both the AP and USA Today final regular season polls... Florida State tied an NCAA record for the largest fourth quarter rally, scoring 28 unanswered points to tie Florida 31-31 on Nov. 26... Duke head football coach Fred Goldsmith, in his first year leading the Blue Devils, was named the recipient of the Bobby Dodd Coach of the Year Award after leading Duke to seven straight wins at the start of the year and an overall 8-4 record and a berth in the Hall of Fame Bowl... Maryland QB Scott Milanovich set an ACC record with 23 consecutive pass completions against Tulane and NC State... Maryland WR Geory Simon set an ACC single-season record for pass receptions with 77... Thirteen ACC football players earned All-America honors, with three-Florida State's Derrick Brooks, Clifton Abraham and Derrick Alexander--being tabbed consensus first-team All-Americans... Florida State center Clay Shiver was named as the recipient of the ACC's Jacobs Blocking Trophy... Clemson tight end Ed Glenn was named the top ACC senior football student-athlete as winner of the Jim Tatum Award and Virginia offensive tackle Chris Harrison was presented with the Brian Piccolo Award... Five ACC players were among the 24 named to the 1994 Hitachi/CFA Scholar-Athlete team including Derrick Brooks, Florida State; Ed Glenn, NC State, Chris Hennie-Roed, NC State, Mike Morton, North Carolina and Matt Williams, Duke.

1993 All-ACC First Team

Table listing 1993 All-ACC First Team members by position: OFFENSE (WR-Kez McCorvey, FSU; DL-Derrick Alexander, FSU; DL-Dred Booe, WF; T-Ethan Albright, UNC; DL-Brenton Buckner, CL; T-Jim Reid, Uva; ILB-Ken Alexander, FSU; G-Mark Dixon, Uva; ILB-Damien Covington, NCS; G-Stacy Seegers, CL; OLB-Derrick Brooks, FSU; C-Clay Shiver, FSU; OLB-Tyler Lawrence, NCS; TE-Aaron Mundy, Uva; DB-Bracey Walker, UNC; QB-Charlie Ward, FSU; DB-Corey Sawyer, FSU; RB-Curtis Johnson, UNC; DB-Clifton Abraham, FSU; RB-Dorsey Levens, GT; DB-Keith Lyle, Uva; PK-Steve Videtich, NCS; P-Scott Milanovich, MD)

Statistical Leaders

Statistical Leaders table with columns: Total Offense, Plays, Yds, Avg, TDR, Rushing, Car, Yds, Avg, TD, Passing, Cmp, Att, Int, Yds, TD, R, a, t, Receiving, Catches, Yds, TD, Avg, Scoring, TD, PAT, FG, TP

1994 All-ACC First Team

Table listing 1994 All-ACC First Team members by position: OFFENSE (WR-Kez McCorvey, FSU; DL-Derrick Alexander, FSU; WR-Eddie Goines, NCS; DL-Marcus Jones, UNC; T-Matt Williams, DU; DL-Mike Frederick, Uva; T-Steve Ingram, MD; ILB-Tim Jones, CL; G-Patrick McNeil, FSU; ILB-Damien Covington, NCS; G-Lewis Tyre, FSU; OLB-Derrick Brooks, FSU; C-Clay Shiver, FSU; OLB-John Zuanich, DU; TE-Greg DeLong, UNC; DB-Ray Farmer, DU; QB-Danny Kanell, FSU; DB-Ronde Barber, Uva; RB-Robert Baldwin, DU; DB-Clifton Abraham, FSU; RB-Warrick Dunn, FSU; DB-Corey Fuller, FSU; PK-Steve Videtich, NCS; P-Jason Bender, GT)

Statistical Leaders

Statistical Leaders table with columns: Total Offense, Plays, Yds, Avg, TDR, Rushing, Car, Yds, Avg, TD, Passing, Cmp, Att, Int, Yds, TD, Rat, Receiving, Catches, Yds, TD, Avg, Scoring, TD, PAT, FG, TP

Conference and Overall records table for 1993 season, listing Team, AP USA W, L, T, For, Opp, W, L, T, For, Opp, Home, Road, Neu vs AP

Series records table for 1993 season, listing CLEMSON (AP-rank: CU-OPP), GEORGIA TECH, MARYLAND, NORTH CAROLINA, FLORIDA STATE, NC STATE, WAKE FOREST, VIRGINIA, and DUKE series results.

Conference and Overall records table for 1994 season, listing Team, AP-USA W, L, T, For, Opp, W, L, T, For, Opp, Home, Road, Neu vs AP

Series records table for 1994 season, listing CLEMSON (AP-rank CU-OPP), GEORGIA TECH, MARYLAND, NORTH CAROLINA, FLORIDA STATE, NC STATE, WAKE FOREST, VIRGINIA, and DUKE series results.

1995

ACC Co-Champions - Virginia, Florida State
Player of the Year - Danny Kanell, Florida State
Def. Player of the Year - Marcus Jones, North Carolina
Rookie of the Year - Anthony Simmons, Clemson
Coach of the Year - George Welsh, Virginia

1996

ACC Champion - Florida State
Player of the Year - Tiki Barber, Virginia
Def. Player of the Year - Peter Boulware, Florida State
Rookie of the Year - Dre' Bly, North Carolina
Coach of the Year - Mack Brown, North Carolina

For the sixth time in conference history, the ACC featured co-champions as Virginia and Florida State tied for the ACC title with identical 7-1 league marks ... Virginia upended Florida State 33-28 on Nov. 2, ending the Seminoles' ACC record 29-game conference win streak ... six of the league's nine teams were ranked at least one week with Florida State (4) and Virginia (16) earning spots in the final ranking ... the AP poll won three of four bowl games with Florida State knocking off Notre Dame 31-26 in the Orange Bowl, North Carolina topping Arkansas 20-10 in the Carquest Bowl, Virginia edging Georgia 34-27 in the Peach Bowl and Clemson dropping a 41-0 decision to Syracuse in the Gator Bowl ... Duke's Spence Fisher finished his career second among the league's career passing (9,021) and total offense (9,110) leaders ... Virginia's Tiki and Ronde Barber became only the third brother combination to be named first-team All-ACC in the same season ... For the second year in a row, Florida State center Clay Shiver was named the recipient of the ACC's Jacobs Blocking Trophy, given to the ACC's top blocker ... North Carolina offensive tackle Russell Babb was named the ACC's top senior football student-athlete as recipient of the Jim Tatum Award ... Clemson defensive lineman Warren Forney was named the recipient of the Brian Piccolo Award for courage ... Clemson freshman linebacker Anthony Simmons was named the National Freshman of the Year by United Press International ... Florida State placekicker Scott Bentley set an NCAA mark for most extra points per game with 6.1 PATs per game ... Duke senior Tijan Redmond also established a new NCAA record for most kickoff return yardage (1,065) and kickoff returns (45) in a single season ... Florida State wide receivers E.G. Green and Andre Cooper became only the sixth tandem in NCAA history to each top the 1,000-yard mark in pass reception yardage ... Florida State finished 2nd nationally in scoring offense and 3rd in total offense ... Georgia Tech finished 4th nationally in rushing defense.



Florida State captured its fifth straight ACC title (fourth outright) while posting a perfect 8-0 league mark and an 11-1 record overall ... five teams were ranked at least two weeks in the AP poll with FSU (3) and North Carolina (10) securing berths in the final poll ... Florida State became the first school in NCAA history to win 10 or more games in 10 consecutive years ... Virginia's Tiki Barber led the ACC in rushing with 1,360 yards while Florida State's Peter Boulware set an ACC single season QB sack record with 19 en route to being named ACC Defensive Player of the Year ... UNC's Dre' Bly set an ACC single season mark with 11 interceptions ... Bly's total led the nation ... Boulware, Bly, NC State PK Marc Primanti and Florida State DE Reinard Wilson were consensus first-team All-Americans ... Primanti, the Lou Groza recipient, set an ACC record with 27 consecutive field goals over a two-year span ... 1996 marked the eighth straight year that the ACC had at least four teams play in bowl games ... ACC teams made an all-time high 56 appearances on national television ... UVa's Tiki and Ronde Barber became the first brother combination to be named first-team All-ACC in the same season two years in a row ... Florida State defensive coordinator Mickey Andrews, whose rushing defense led the nation and coached the Seminoles to 3rd nationally in total defense, was named the recipient of the Frank Broyles Award as the nation's top assistant coach ... Florida State linebacker Daryl Bush was named the ACC's top football student-athlete as winner of the Jim Tatum Award ... Wake Forest running back John Lewis was named the recipient of the Brian Piccolo Courage Award ... Florida State running back Warrick Dunn completed his career in sixth place on the ACC's all-time rushing list with 3,744 career yards ... North Carolina led the nation in scoring defense, allowing just 10 points per game ... Virginia placekicker Rafael Garcia led the nation in field goals, making 21 of 27 attempts ... There was not a winner of the ACC's Jacobs Blocking Award chosen for the 1996 season.



1995 All-ACC First Team

Table listing 1995 All-ACC First Team members by position: OFFENSE (WR-Andre Cooper, WR-Jermaine Lewis, T-Jesus Hernandez, T-Jason Augustine, G-Lewis Tyre, G-Will Young, RB-Clay Shiver, TE-Freddie Jones, QB-Danny Kanell, RB-Tiki Barber, RB-Warrick Dunn, PK-Rafael Garcia) and DEFENSE (DL-Marcus Jones, DL-Reinard Wilson, DL-Lamarick Simpson, LB-Anthony Simmons, LB-Kivusammas Mays, LB-Tucker Grace, DB-Ronde Barber, DB-Brian Dawkins, DB-Percy Ellsworth, DB-Ray Farmer, P-Will Brice).

Statistical Leaders

Table of statistical leaders for 1995: Total Offense (Kanell, FSU), Rushing (Barber, UVa), Passing (Kanell, FSU), Receiving (Lewis, MD), Scoring (Dunn, FSU).

1996 All-ACC First Team

Table listing 1996 All-ACC First Team members by position: OFFENSE (WR-Andre Cooper, WR-Harvey Middleton, T-Jim Bundren, T-Curtis McGee, G-Chad Bates, G-Jeremy Raley, G-Jeff Saturday, TE-Freddie Jones, QB-Chris Keldorf, RB-Tiki Barber, RB-Warrick Dunn, PK-Marc Primanti, SP-Leon Johnson) and DEFENSE (DL-Peter Boulware, DL-Greg Ellis, DL-Reinard Wilson, DL-Trevor Pryce, LB-Anthony Simmons, LB-Jamie Sharper, LB-Brian Simmons, DB-Ronde Barber, DB-Dre' Bly, DB-Bryon Capers, DB-Anthony Poindexter, P-Will Brice).

Statistical Leaders

Table of statistical leaders for 1996: Total Offense (Kuklick, WF), Rushing (Barber, UVa), Passing (Keldorf, UNC), Receiving (Middleton, GT), Scoring (Bentley, FSU).

Conference Overall

Table comparing 1995 and 1996 conference performance across various metrics: Team, AP-USA, W, L, T, For, Opp, W, L, T, For, Opp, Home, Road, Neu vs AP.

Versus Non-Conference Opponents: 17-15-0 (.531)

Table comparing 1996 conference performance across various metrics: Team, AP, USA, W, L, T, For, Opp, W, L, T, For, Opp, Home, Road, Neu vs AP.

Versus Non-Conference Opponents: 15-16-0 (.484)

Table listing 1995 season results for Clemson, Duke, Florida State, and Wake Forest.

Table listing 1995 season results for Georgia Tech, Maryland, North Carolina, and Virginia.

Table listing 1995 season results for NC State, Wake Forest, and Virginia Tech.

Table listing 1996 season results for Clemson, Duke, Florida State, and Wake Forest.

Table listing 1996 season results for Georgia Tech, Maryland, North Carolina, and Virginia.

Table listing 1996 season results for NC State, Wake Forest, and Virginia Tech.

# 1997 ACC Champion - Florida State

Player of the Year - Andre Wadsworth, Florida State  
 Off. Player of the Year - Thad Busby, Florida State  
 Rookie of the Year - Travis Minor, Florida State  
 Coach of the Year - Bobby Bowden, Florida State

# 1998 ACC Co-Champions - Florida State, Georgia Tech

Player of the Year - Tory Holt, NC State  
 Def. Player of the Year - Anthony Poindexter, Virginia  
 Rookie of the Year - Ray Robinson, NC State  
 Coach of the Year - George O'Leary, Georgia Tech

Florida State captured its sixth-straight ACC title (fifth outright) posting a perfect 8-0 mark in ACC play and a 12-1 record overall ... the third-ranked Seminoles extended their NCAA record of finishing in the AP Top Four to 11 straight years ... North Carolina finished fourth in the coaches poll ... ACC teams won three of four bowl games as Georgia Tech beat West Virginia 35-30 in the Carquest Bowl, North Carolina topped Virginia Tech 42-3 in the Gator Bowl and FSU rolled past Ohio State 31-14 in the Sugar Bowl ... for only the third time in ACC history six teams posted six-or-more wins ... eight players garnered first-team All-America honors, including an all-time high six consensus selections, including Florida State DE **Andre Wadsworth**, North Carolina CB **Dre' Bly**, North Carolina DL **Greg Ellis**, Florida State LB **Sam Cowart** and Clemson LB **Anthony Simmons** ... league teams posted a 22-9 non-conference record, the third-best mark in league history ... Florida State became only the second team in ACC history to have the Player, Rookie and Coach of the Year in the same year, following in the footsteps of NC State in 1986 ... But since the ACC began awarding a Defensive Player of the Year honor, FSU is the first school to win all five awards in the same season ... Three ACC schools—Florida State (3rd), North Carolina (6th) and Georgia Tech (25th) were ranked in the final AP poll...Florida State offensive tackle **Tra Thomas** was named the recipient of the 1997 ACC Jacobs Blocking Trophy ... Virginia defensive back **Stephan Phelan** was honored as the ACC's top football student-athlete and winner of the Jim Tatum Award ... Florida State linebacker **Sam Cowart** was named the winner of the Brian Piccolo Award ... Phelan and Florida State linebacker **Daryl Bush** were honored 1st-team GTE Academic All-Americas ... Florida State defensive back **Samari Rolle** finished 2nd nationally in pass interceptions, averaging 0.53 per game ... North Carolina ranked 2nd nationally in total defense, allowing only 209.3 yards per game...Florida State's defense ranked third nationally (241.4)...The Seminoles also finished the year ranked 5th nationally in total offense ... Florida State became the first team in NCAA history to win 10 or more games in 11 consecutive seasons while Virginia became the first ACC school to win at least seven games in 11 years in a row ... The ACC was ranked the No. 3 conference in football nationally by the Sagarin and Seattle computer rankings.



For the seventh time in conference history and the second time in the 1990's, the ACC featured co-champions as Florida State and Georgia Tech tied with 7-1 league marks ... the title was the seventh for the Seminoles and the second for the Yellow Jackets ... for the second straight year, the ACC had two teams in the Top 10 of the final 1998 AP poll in Florida State (3) and Georgia Tech (9) ... five of the league's nine teams were ranked at least one week in the AP poll ... five ACC teams were featured in post-season bowl games including Florida State's 16-23 loss to Tennessee in the Fiesta Bowl ... in other bowl game action, North Carolina defeated San Diego State 20-13 in the Las Vegas Bowl, while Georgia Tech marched from behind to collect a 35-28 victory over Notre Dame in the Gator Bowl ... NC State faced Miami in the Micron PC Bowl dropping a 46-23 decision and Virginia fell to Georgia in the Peach Bowl 35-33 ... Virginia posted two wins over non-conference ranked teams and became the first school in ACC history to win at least seven games 12 years in a row ... Wake Forest's **Desmond Clark** concluded his career as the most prolific receiver in ACC history with 216 catches ... The ACC had 16 players earn some form of All-America recognition, including 12 first-team All-Americans ... For the second straight year the ACC tied the Big 12 for the most consensus All-Americans in NC State wide receiver **Tory Holt**, Florida State wide receiver **Peter Warrick**, Florida State placekicker **Sebastian Janikowski**, Georgia Tech center **Craig Page** and Virginia defensive back **Anthony Poindexter** ... Page was named the winner of the ACC's Jacobs Blocking Trophy as the league's top blocker ... North Carolina defensive end **Ebenezer Ekuban** was named the ACC's top football student-athlete and recipient of the Jim Tatum Award ... Poindexter and Florida State defensive tackle **Corey Simon** were named as recipients of the Brian Piccolo Courage Award ... **Sebastian Janikowski**, who set an ACC record for most field goals and led the nation with 27 three-pointers, was named as the winner of the Lou Groza Award, given annually to the nation's top kicker ... **Tory Holt** set ACC single-season records for most pass receptions (88) and most reception yards (1,604) ... He finished 2nd nationally in receiving yards per game (145.8) ... NC State defensive back **Lloyd Harrison** finished second nationally in pass interceptions with 7 in 11 games (0.64)...Florida State led the nation in total defense, allowing just 214.8 yards per contest.



### 1997 All-ACC First Team

OFFENSE:		DEFENSE:	
WR-Torry Holt, NCS	DL-Andre Wadsworth, FSU	WR-E.G. Green, FSU	DL-Greg Ellis, UNC
T-Jim Bundren, CL	DL-Vonnie Holliday, UNC	T-Tra Thomas, FSU	DL-Antonio Dingle, UVa
G-Glenn Rountree, CL	LB- Anthony Simmons, CL	G-Lonnie Gilbert, NCS	LB-Sam Cowart, FSU
C - Jeff Saturday, UNC	LB-Kivusama Mays, UNC	TE - Melvin Pearsall, FSU	DB-Dre' Bly, UNC
QB - Thad Busby, FSU	DB- Anthony Poindexter, UVa	RB-Tremayne Stephens, NCS	DB-Samari Rolle, FSU
RB-Raymond Priestler, CU	DB-Robert Williams, UNC	PK - Sims Lenhardt, DL	P-Rodney Williams, GT

### Statistical Leaders

Total Offense	Plays	Yds	Avg.	TDR
Busby, FSU	390	3301	330.1	27
Hamilton, GT	408	2792	253.1	17

Rushing	Car.	Yds	Avg.	TD
Stephens, NCS	204	1143	103.8	10
Linton, UNC	248	1004	91.3	10

Passing	Cmp	Att	Int.	Yds	TD	Rat.
Brooks, UVa	164	270-7	2282	20	151.0	
Busby, FSU	235	390-10	3317	25	147.7	

Receiving	Catches	Yds	TD	Avg.
Clark, WF	72	950	5	6.6
Horne, CL	68	897	8	6.2

Scoring	TD	PAT	FG	TP
Holt, NCS	16	1	0	98
Janikowski, FSU	0	37	3916-21	85

### 1998 All-ACC First Team

OFFENSE:		DEFENSE:	
WR-Torry Holt, NCS	DL-Corey Simon, FSU	WR-Peter Warrick, FSU	DL-Patrick Kerney, UVa
TE-Casey Crawford, UVa	DL-Ebenezer Ekuban, UNC	T-Robert Hunt, UVa	DL-Chris Combs, DU
T-Ross Brannon, FSU	LB-Lamont Green, FSU	G-Jason Whitaker, FSU	LB-Eric Barton, Md
G-Noel LaMontagne, UVa	LB-Wali Rainer, UVa	C-Craig Page, GT	LB-Anthony Poindexter, UVa
QB-Joe Hamilton, GT	DB-Antwan Edwards, CL	RB-Thomas Jones, UVa	DB-Dre' Bly, UNC
RB-Travis Minor, FSU	DB-DB-Lloyd Harrison, NCS	PK-Sebastian Janikowski, FSU	P-Rodney Williams, GT
SP-Tory Holt, NCS			

### Statistical Leaders

Total Offense	Plays	Yds	Avg.	TDR
Barnette, NCS	460	3182	289.3	21
Kuklick, WF	474	2574	234.0	17

Rushing	Car.	Yds	Avg.	TD
Jones, UVa	238	1303	118.5	13
Jordan, MD	169	906	90.6	6

Passing	Cmp	Att	Int.	Yds	TD	Rat.
Hamilton, GT	145	259-8	2166	17	141.7	
Weinke, FSU	145	286-6	2487	19	141.5	

Receiving	Catches	Yds	TD	Avg.
Holt, NCS	88	1,604	11	8.0
Deese, WF	68	826	3	6.2

Scoring	TD	PAT	FG	TP
Janikowski, FSU	0	42-43	27-32	123
Jones, UVa	15	0	0	90

Team	Conference												Overall											
	W	L	T	For	Opp	W	L	T	For	Opp	Home	Road	Neuvs	AP										
Florida State	3	3	0	8	0	11	1	0	468	181	5-0	5-1	1-0	5-1										
North Carolina	6	4	0	7	1	11	0	0	348	146	5-1	5-0	1-0	1-1										
Georgia Tech	25	5	0	200	187	7	4	0	277	242	5-2	2-2	0-0	0-3										
Clemson	4	4	0	166	158	7	5	0	291	219	3-3	4-1	0-1	0-3										
NC State	3	5	0	215	199	6	5	0	325	268	4-2	2-3	0-0	1-2										
Wake Forest	3	5	0	166	229	5	6	0	245	287	3-2	2-4	0-0	1-2										
Maryland	1	7	0	109	282	2	9	0	161	355	1-5	1-4	0-0	0-2										
Duke	0	8	0	157	283	2	9	0	223	341	2-4	0-5	0-0	0-2										

Versus Non-Conference Opponents: 22-9 (.710)

Team	Conference												Overall											
	W	L	T	For	Opp	W	L	T	For	Opp	Home	Road	Neuvs	AP										
Florida State	3	3	0	8	0	11	2	0	401	161	6-0	4-1	1-1	5-1										
Georgia Tech	9	11	0	7	1	0	297	200	10	2	0	426	295	4-2	4-0	2-0	4-1							
Virginia	18	18	0	6	2	0	218	166	9	3	0	358	247	5-0	4-2	0-1	2-3							
NC State	5	3	0	241	225	7	5	0	366	352	5-1	2-2	0-2	2-2										
North Carolina	5	3	0	195	210	7	5	0	288	283	3-2	2-3	2-0	0-2										
Duke	2	6	0	128	263	4	7	0	229	319	2-3	2-4	0-0	0-2										
Wake Forest	2	6	0	182	249	3	8	0	235	335	1-5	2-3	0-0	0-3										
Clemson	1	7	0	157	216	3	8	0	218	272	3-4	0-4	0-0	0-3										
Maryland	1	7	0	129	213	3	8	0	202	290	2-3	1-4	0-1	0-3										

Versus Non-Conference Opponents: 21-12 (.636)

#### CLEMSON (AP-rank CU-OPP)

W 23-12 18/- App. State  
 W 19-17 19/- at NC State  
 L 28-35 16/- Florida State  
 L 20-23 17/- at Georgia Tech  
 W 39-7 -/- Texas-El Paso  
 L 7-21 -/- Virginia  
 W 20-9 -/- at Maryland  
 W 33-16 -/- at Wake Forest  
 W(ot)29-20 -/- Duke  
 L 10-17 -/8 North Carolina  
 W 47-21 -/- at South Carolina  
 Peach Bowl  
 L 17-21 -/13 Auburn

#### DUKE

L 14-45 -/- NC State  
 L 20-24 -/- at Northwestern  
 W 20-17 -/- Army  
 W 26-17 -/- Navy  
 L 10-16 -/- at Maryland  
 L 27-51 -/4 Florida State  
 L 10-13 -/- at Virginia  
 L 24-38 -/- Wake Forest  
 L(ot)20-29 -/- at Clemson  
 L 38-41 -/- Georgia Tech  
 L 14-50 -/8at North Carolina

#### FLORIDA STATE

W 14-7 5/23 at South Carolina  
 W 50-7 5/23 Maryland  
 W 35-28 5/16 at Clemson  
 W 47-0 4/4 Miami  
 W 51-27 4/4 at Duke  
 W 38-0 3/21 Georgia Tech  
 W 47-21 3/- at Virginia  
 W 48-35 3/- NC State  
 W 20-3 3/5 at North Carolina  
 W 58-7 2/20 Wake Forest  
 L 29-32 2/10 at Florida  
 Sugar Bowl  
 W 31-14 4/9 Ohio State

#### GEORGIA TECH

L 13-17 -/11 at Notre Dame  
 W 28-26 -/- at Wake Forest  
 W 23-20 -/17 Clemson  
 W 42-14 -/- at Boston College  
 W 27-17 25/- NC State  
 L 0-38 21/3 at Florida State  
 L 13-16 -/5 North Carolina  
 L 31-35 -/- at Virginia  
 W 41-38 -/- at Duke  
 W 37-18 -/- Maryland  
 L 24-27 -/14 Georgia  
 Carquest Bowl  
 W 35-30 -/- West Virginia

#### MARYLAND

L 14-21 -/- Ohio  
 L 7-50 -/5 at Florida State  
 L 14-40 -/6 North Carolina  
 W 24-21 -/- at Temple  
 W 16-10 -/- Duke  
 L 14-31 -/- West Virginia  
 L 17-35 -/- at Wake Forest  
 L 9-20 -/- Clemson  
 L 0-45 -/- Virginia  
 L 28-45 -/- at NC State  
 L 18-37 -/- at Georgia Tech

#### NORTH CAROLINA

W 23-6 7/- Indiana  
 W 28-17 7/17 Stanford  
 W 40-14 6/- at Maryland  
 W 48-20 5/- Virginia  
 W 31-10 5/- at TCU  
 W 30-12 5/- Wake Forest  
 W 20-7 4/- at NC State  
 W 16-13 5/- at Georgia Tech  
 L 3-20 5/3 Florida State  
 W 17-10 8/- at Clemson  
 W 50-14 8/- Duke  
 Gator Bowl  
 W 42-3 7/- Virginia Tech

#### NC STATE

W(ot)32-31 -/13 Syracuse  
 W 45-14 -/- at Duke  
 L 17-19 -/19 Clemson  
 W 41-14 -/- Northern Illinois  
 L 18-19 -/- at Wake Forest  
 L 17-27 -/25 at Georgia Tech  
 L 7-20 -/4 North Carolina  
 L 35-48 -/3 at Florida State  
 W 45-28 -/- Maryland  
 W 31-24 -/- Virginia  
 W 37-24 -/- East Carolina

#### VIRGINIA

L 17-28 -/17 Auburn  
 W 26-7 -/- Richmond  
 L 20-48 -/5 at North Carolina  
 W 21-13 -/- Wake Forest  
 W 21-7 -/- at Clemson  
 W 13-10 -/- Duke  
 L 21-47 -/3 Florida State  
 W 45-0 -/- at Maryland  
 W 35-31 -/- Georgia Tech  
 L 24-31 -/- at NC State  
 W 34-20 -/- Virginia Tech

#### WAKE FOREST

W 27-20 -/21 Northwestern  
 L 24-25 -/- at East Carolina  
 L 26-28 -/- Georgia Tech  
 W 19-18 -/- NC State  
 L 13-21 -/- at Virginia  
 L 12-30 -/5 at North Carolina  
 W 35-17 -/- Maryland  
 W 38-24 -/- at Duke  
 L 16-33 -/- Clemson  
 W 28-14 -/- at Rutgers  
 L 7-58 -/2 at Florida State

#### CLEMSON (AP-rank CU-OPP)

W 33-0 -/- Furman  
 L 0-37 -/- Virginia Tech  
 L 18-20 -/10 at Virginia  
 L 19-29 -/- Wake Forest  
 L 14-21 -/- at North Carolina  
 W 23-0 -/- Maryland  
 L 0-48 -/6 at Florida State  
 L 23-28 -/- at Duke  
 L 39-46 -/- NC State  
 L 21-24 -/22 Georgia Tech  
 W 28-19 -/- South Carolina

#### DUKE

W 24-10 -/- Western Carolina  
 W 44-10 -/- at Northwestern  
 L 13-62 -/11 at Florida State  
 L 0-24 -/11 Virginia  
 L 13-41 -/- at Georgia Tech  
 W 19-16 -/- at Wake Forest  
 L 24-27 -/- at NC State  
 W 28-33 -/- Clemson  
 L(ot)33-26 -/- at Vanderbilt  
 L 25-42 -/- Maryland  
 L 6-28 -/- North Carolina

#### FLORIDA STATE

W 23-14 2/15 Texas A&M (East Rutherford, NJ)  
 L 7-24 1/- at NC State  
 W 62-13 11/- Duke  
 W 30-10 10/18 So. California  
 W 24-10 9/- at Maryland  
 W 26-14 8/- at Miami  
 W 48-0 6/- Clemson  
 W 34-7 6/20 at Georgia Tech  
 W 39-13 6/20 North Carolina  
 W 45-14 6/12 Virginia  
 W 24-7 5/- at Wake Forest  
 W 23-12 5/4 Florida  
 Fiesta Bowl  
 L 16-23 2/1 Tennessee

#### GEORGIA TECH

L 31-41 -/- Boston College  
 W 42-7 -/- New Mexico State  
 W 43-21 -/- at North Carolina  
 W 41-13 -/- Duke  
 W 47-24 -/23 at NC State  
 W 41-38 -/6 Virginia  
 L 7-34 25/6 Florida State  
 W 31-14 20/- Maryland (Balt.)  
 W 24-21 22/- at Clemson  
 W 63-35 21/- Wake Forest  
 W 21-19 17/12 at Georgia  
 Gator Bowl  
 W 35-28 12/17 Notre Dame

#### MARYLAND

W 23-15 -/- James Madison  
 L 19-31 -/12 at Virginia  
 L 20-42 -/19 at West Virginia  
 W 30-20 -/- Temple  
 L 10-24 -/9 Florida State  
 L 0-23 -/- at Clemson  
 L 10-20 -/- Wake Forest  
 L 14-31 -/20 Georgia Tech(Balt.)  
 L 13-24 -/- at North Carolina  
 W 42-25 -/- at Duke  
 L 21-35 -/- NC State

#### NORTH CAROLINA

L 10-13 12/- Miami(Ohio)  
 L 34-37 -/- at Stanford  
 L 21-43 -/- Georgia Tech  
 W 21-14 -/- Clemson  
 W 29-10 -/- Pittsburgh  
 W 38-31 -/- at Wake Forest  
 L 13-39 -/5 at Florida State  
 W 24-13 -/- Maryland  
 L 13-30 -/21 at Virginia  
 W 28-6 -/- at Duke  
 W(ot)37-34 -/- NC State  
 Las Vegas Bowl  
 W 20-13 -/- San Diego State

#### NC STATE

W 34-31 -/- Ohio  
 W 24-7 -/2 Florida State  
 L 30-33 20/- at Baylor  
 W 38-17 -/11 Syracuse  
 L 24-47 23/- Georgia Tech  
 W 27-24 -/- Duke  
 L 13-23 -/16 at Virginia  
 W 46-39 -/- at Clemson  
 W 38-27 -/- Wake Forest  
 W 35-21 -/- at Maryland  
 L(ot)34-37 -/- North Carolina  
 Micron PC Bowl  
 L 23-46 -/24 Miami

#### VIRGINIA

W 19-0 16/25 at Auburn  
 W 31-19 12/- Maryland  
 W 20-18 10/- Clemson  
 W 24-0 11/- at Duke  
 W 52-14 10/- San Jose State  
 L 38-41 7/25 at Georgia Tech  
 W 23-13 16/- NC State  
 W 38-17 15/- at Wake Forest  
 L 14-45 12/6 at Florida State  
 W 30-13 21/- North Carolina  
 W 36-32 16/20 at Virginia Tech  
 Peach Bowl  
 L 33-35 13/19 Georgia

#### WAKE FOREST

L 0-42 -/- at Air Force  
 W 26-14 -/- Navy  
 W 29-19 -/- at Clemson  
 L(ot)27-30 -/- Appalachian St.  
 L 16-19 -/- Duke  
 W 20-10 -/- at Maryland  
 L 31-38 -/- North Carolina  
 L 17-38 -/14 Virginia  
 L 27-38 -/ -/- at NC State  
 L 7-24 -/5 Florida State  
 L 35-63 -/21 at Georgia Tech

1999

BCS National Champion, ACC Champion--Florida State
Player of the Year - Joe Hamilton, Georgia Tech
Def. Player of the Year - Keith Adkins, Clemson
Rookie of the Year - Koren Robinson, NC State
Coach of the Year - Tommy Bowden, Clemson

2000

ACC Champion - Florida State
Player of the Year - Chris Weinke, Florida State
Def. Player of the Year - Levar Fisher, NC State
Rookie of the Year - Philip Rivers, NC State
Coach of the Year - George O'Leary, Georgia Tech



Florida State finished the season with a perfect 12-0 mark and captured its second national football title defeating Virginia Tech 46-29 in the Sugar Bowl ... the Seminoles won their eighth-straight (sixth outright) ACC football title with a perfect 8-0 mark in ACC play ... five ACC teams took part in post-season play ... in addition to FSU, Wake Forest defeated Arizona State in the Aloha Bowl, Virginia lost to Illinois in the Micron PC Bowl, Clemson lost to Mississippi State in the Peach Bowl and Georgia Tech was topped by Miami in the Gator Bowl ... FSU ended the season ranked No. 1 in both polls while Georgia Tech was No. 20 in the AP poll and No. 21 in the USA Today/ESPN ranking ... The ACC featured college football's first-ever father-son head coaching matchup when Bobby Bowden's Florida State Seminoles played son Tommy's Clemson Tigers in Death Valley on October 23 (Dad won 17-14) ... the ACC had 14 players earn All-America honors including six who were consensus All-Americans ... Georgia Tech QB Joe Hamilton finished his career as the ACC's career leader in total offense with 10,640 yards ... he also finished 23rd nationally in passing efficiency and total offense ... for the second straight year, FSU's Sebastian Janikowski won the Lou Groza Award as the nation's top college placekicker ... Janikowski led the nation in field goals with 23 in 11 games ... Georgia Tech became the first ACC team to lead the nation in total offense, averaging 509.0 yards per game ... The ACC finished the decade of the 1990's with the third-best non-conference winning percentage of any conference ... Florida State became the first team in Division I-A history to win 10 or more games in 13 consecutive seasons ... Virginia became the first school in ACC history to win at least seven games in 13 straight years ... Virginia tailback Thomas Jones set an ACC single-season rushing record, running for 1,798 yards Jones also set an ACC record with six games of 200 or more yards rushing ... Virginia center John St. Clair was chosen as the ACC's Jacobs Blocking Trophy winner ... Florida State's Chris Weinke was chosen as the recipient of the Brian Piccolo Award ... Virginia offensive lineman Noel LaMontagne was tabbed as the league's top senior football student-athlete and winner of the Jim Tatum Award.

Florida State captured its ninth straight ACC football title posting a spotless 8-0 mark in league play and an 11-2 record overall ... the Seminoles ended their bid for a second straight national title with a 13-2 loss to top-ranked Oklahoma in the Orange Bowl ... FSU extended its NCAA record of finishing in the AP Top Five to 14 straight years ... for the third year in a row, five ACC teams took part in post-season play ... NC State defeated Minnesota 38-30 in the Micronpc.com Bowl, Virginia lost to Georgia 37-14 in the Jeep Oahu Bowl, LSU defeated Georgia Tech 28-14 in the Peach Bowl and Virginia Tech handed Clemson a 41-20 setback in the Gator Bowl ... Florida State QB Chris Weinke set the ACC single-season passing yardage mark with 4,167 yards en route to becoming only the second ACC player to win the Heisman Trophy ... Weinke, who finished 2nd in the nation in passing efficiency and 3rd nationally in total offense, also was awarded the Johnny Unitas Golden Arm Award and the Davey O'Brien Award as the nation's top quarterback ... Florida State defensive end Jamal Reynolds was honored with the Vince Lombardi Award, which is presented annually to the nation's best lineman ... The ACC had 13 players earn All-America honors, including 10 first-team selections ... Florida State's Marvin Minnis, Tay Cody and Jamal Reynolds, Georgia Tech's Chris Brown and Clemson's Keith Adams were consensus All-Americans ... the ACC set an all-time attendance mark drawing 2,653,816 fans over 54 home games ... 21 players were selected in the annual NFL draft ... NC State's Levar Fisher led the NCAA in tackles per game (14.8) ... Florida State offensive tackle Tarlo Thomas was named the winner of the ACC's Jacobs Blocking Trophy ... North Carolina offensive tackle Louis Marchetti was named the ACC's top senior football student-athlete and winner of the Jim Tatum Award ... Georgia Tech fullback Ed Wilder was honored as the winner of the Brian Piccolo Award ... Duke was honored for having the highest graduation rate among Division I football programs ... It marked the 11th time since 1981 that Duke has been so honored ... Longtime Virginia head coach George Welsh retired at the end of the 2000 season as the ACC's winningest coach with 134 victories ... Florida State led the nation in total offense and was 7th in total defense and played in its third consecutive BCS National Championship Game, dropping a 13-2 decision to Oklahoma.

1999 All-ACC First Team
OFFENSE: WR-Peter Warrick, FSU; DL-Corey Simon, FSU; WR-Kelly Campbell, GT; DL-Jerry Johnson, FSU; TE-Alge Crumpler, UNC; DL-Delbert Cowsette, MD; T-Jon Carman, GT; DL-Chris Combs, DU; T-Tarlos Thomas, FSU; LB-Keith Adams, CL; G-Noel LaMontagne, UVA; LB-Dustin Lyman, WF; G-Jason Whitaker, FSU; LB-Tommy Polley, FSU; C-John St. Clair, UVA; DB-Robert Carswell, CL; RB-Thomas Jones, UVA; DB-Mario Edwards, FSU; RB-LaMont Jordan, MD; DB-Lloyd Harrison, NCS; QB-Joe Hamilton, GT; DB-Lewis Sanders, MD; SP-Peter Warrick, FSU; P-Brian Schmitz, UNC

Statistical Leaders
Total Offense: Hamilton, GT 459 3794 344.9 35; Weinke, FSU 408 2994 272.2 25
Rushing: Jones, UVA 334 1798 163.5 16; Jordan, MD 266 1632 148.4 16
Passing: Weinke, FSU 232 377-14 3103 25 145.1
Receiving: Warrick, FSU 71 934 8 7.9; Gardner, CL 73 1009 4 6.6
Scoring: Janikowski, FSU 10 45-45 23-30 116; Zachery, CL 16 0 0 0 96

2000 All-ACC First Team
OFFENSE: WR-Marvin Minnis, FSU; DL-Jamal Reynolds, FSU; WR-Koren Robinson, NCS; DL-Julius Peppers, UNC; T-Chris Brown, GT; DL-Greg Gathers, GT; T-Char-ron Doreys, FSU; DL-Terry Jolly, CL; G-Brent Key, GT; LB-Keith Adams, CL; G-Justin Amman, FSU; LB-Tommy Polley, FSU; C-Kyle Young, CL; LB-Levar Fisher, NCS; RB-Travis Zachery, CL; DB-Robert Carswell, CL; RB-Antwoine Womack, UVA; DB-Alex Ardley, CL; TE-Alge Crumpler, UNC; DB-Tay Cody, FSU; QB-Chris Weinke, FSU; DB-Derrick Gibson, FSU; PK-Luke Manget, GT; P-Brian Morton, DU; SP-Koren Robinson, NCS

Statistical Leaders
Total Offense: Weinke, FSU 461 4070 339.2 34; Rivers, NCS 514 2969 269.9 27
Rushing: Womack, UVA 210 1028 93.5 9; Zachery, CL 201 1012 92.0 13
Passing: Weinke, FSU 266-431-11 4167 33 163.1; Godey, GT 222-349-6 2906 23 151.9
Receiving: Robinson, NCS 62 1061 13 5.64; Campbell, GT 59 963 10 5.36
Scoring: Zachery, CL 17 0 0 0 102; Robinson, NCS 14 0 0 0 84

Conference Overall
Team AP USA W L T For Opp W L T For Opp Home Road Neu vs AP
Florida State 1 1 8 0 0 310 123 12 0 0 458 203 6-0 4-0 2-0 5-0
Georgia Tech 20 21 5 3 0 307 261 8 4 0 461 361 6-0 2-3 0-1 1-2
Virginia 3 0 207 12 7 5 0 345 365 3-3 4-1 0-1 2-2
Clemson 5 3 0 263 171 6 6 0 322 253 3-2 3-3 0-1 1-4
Wake Forest 3 5 0 145 178 7 5 0 266 209 4-2 2-3 1-0 2-1
NC State 3 5 0 167 250 6 6 0 244 302 4-1 2-4 0-1 1-3
Duke 3 5 0 182 290 3 8 0 217 363 1-4 2-3 0-1 0-2
Maryland 2 6 0 202 250 5 6 0 292 260 3-3 2-3 0-0 0-2
North Carolina 2 6 0 129 194 3 8 0 186 272 1-5 1-3 1-0 0-3
Versus Non-Conference Opponents: 21-12 (.636)

Conference Overall
Team AP-USA W L T For Opp W L T For Opp Home Road Neuvs AP
Florida State 5 4 8 0 0 395 86 11 2 0 511 136 6-0 4-1 1-1 3-2
Georgia Tech 17 19 6 2 0 284 164 9 3 0 386 237 5-1 4-1 0-1 2-1
Clemson 16 14 6 2 0 280 189 9 3 0 416 253 6-1 3-1 0-1 1-2
Virginia 5 3 0 138 169 6 6 0 242 292 4-2 2-3 0-1 0-5
NC State 4 4 0 221 239 8 4 0 379 338 5-1 2-3 1-0 0-2
North Carolina 3 5 0 199 243 6 5 0 269 284 3-3 3-2 0-0 0-2
Maryland 3 5 0 168 217 5 6 0 247 284 4-2 1-4 0-0 0-3
Wake Forest 1 7 0 106 299 2 9 0 181 362 1-5 1-4 0-0 0-2
Duke 0 8 0 143 328 0 11 0 155 430 0-5 0-6 0-0 0-2
Versus Non-Conference Opponents: 20-13 (.606)

CLEMSON (AP-rank, CU/OPP)
L 10-13 Marshall
W 33-14 Virginia
L 11-31 Virginia Tech
W 31-20 North Carolina
L 31-35 NC State
W 42-30 Maryland
L 14-17 Florida State
W 12-3 Wake Forest
W 59-7 Duke
L 42-45 Georgia Tech
W 31-21 South Carolina
Peach Bowl
L 7-17 Mississippi State
DUKE
L 9-27 East Carolina
L 10-12 Northwestern
L 14-31 Vanderbilt
L 23-51 Fla. State (Jax)
W 20-14 Virginia
L 31-38 Georgia Tech
L 20-24 NC State (OT)
W 25-22 Maryland
L 7-58 Clemson
W 48-35 Wake Forest
L 0-38 North Carolina
FLORIDA STATE
W 41-7 Louisiana Tech
W 41-35 Georgia Tech
W 42-11 NC State
W 42-10 North Carolina
W 51-23 Duke (Jack)
W 31-21 Miami
W 33-10 Wake Forest
W 17-14 Clemson
W 35-10 Virginia
W 49-10 Maryland
W 30-23 Florida
Sugar Bowl
W 46-29 Virginia Tech

GEORGIA TECH
W 49-14 Navy
L 35-41 Florida State
W 41-10 Central Florida
W 49-31 Maryland
W 31-24 North Carolina
W 38-31 Duke
W 48-21 NC State
L 38-45 Virginia
W 45-42 Clemson
L 23-26 Wake Forest
W 51-48 Georgia
Gator Bowl
L 13-28 Miami
MARYLAND
W 6-0 Temple
W 51-10 Western Carolina
W 33-0 West Virginia
L 31-49 Georgia Tech
W 17-14 Wake Forest
L 30-42 Clemson
W 45-7 North Carolina
L 22-25 Duke
L 17-30 NC State
L 10-49 Florida State
L 30-34 Virginia
NORTH CAROLINA
L 17-20 Virginia
W 42-30 Indiana
L 10-42 Florida State
L 20-31 Clemson
L 20-24 Georgia Tech
L 12-20 Houston
L 7-45 Maryland
L 3-28 Furman
L 3-19 Wake Forest
W 10-6 NC State (Char.)
W 38-0 Duke

NC STATE
W 23-20 Texas
W 10-0 South Carolina
W 38-9 Wm. & Mary
L 11-42 Wake Forest
L 7-31 Wake Forest
W 35-31 Clemson
L 26-47 Virginia
W 31-24 Duke
L 21-48 Georgia Tech
W 30-17 Maryland
L 6-10 UNC (Char.)
L 6-23 East Carolina
VIRGINIA
W 20-17 North Carolina
L 14-33 Clemson
W 35-7 Wake Forest
W 45-40 BYU
L 7-31 Virginia Tech
L 17-24 Duke
W 47-26 NC State
L 10-35 Florida State
W 45-38 Georgia Tech
W 50-21 Buffalo
W 34-30 Maryland
Micronpc.com Bowl
L 21-63 Illinois
WAKE FOREST
W 34-15 Army
L 7-35 Virginia
W 31-7 NC State
W 17-10 Rutgers
L 14-17 Maryland
L 10-33 Florida State
W 47-3 UAB
L 3-12 Clemson
W 19-3 North Carolina
L 35-48 Duke
W 26-23 Georgia Tech
Aloha Bowl
W 23-3 Arizona State

CLEMSON (AP-rank CU/OPP)
W 38-0 The Citadel
W 62-9 Missouri
W 55-7 Wake Forest
W 31-10 Virginia
W 52-22 Duke
W 34-27 NC State
W 35-14 Maryland
W 38-24 North Carolina
L 28-31 Georgia Tech
L 7-54 Florida State
W 16-14 South Carolina
Gator Bowl
L 20-41 Virginia Tech
DUKE
L 0-28 East Carolina
L 5-38 Northwestern
L 10-26 Virginia
L 7-26 Vanderbilt
L 22-52 Clemson
L 14-63 Florida State
L 10-45 Georgia Tech
L 9-20 Maryland
L 26-28 Wake Forest
L 31-35 NC State
L 21-59 North Carolina
FLORIDA STATE
W 29-3 BYU (Jack)
W 26-21 Georgia Tech
W 63-14 North Carolina
W 31-0 Louisville
W 59-7 Maryland
L 24-27 Miami
W 63-14 Duke
W 37-3 Virginia
W 58-14 NC State
W 54-7 Clemson
W 35-6 Wake Forest
W 30-7 Florida
Orange Bowl
L 2-13 Oklahoma

GEORGIA TECH
W 21-17 Central Florida
L 21-26 Florida State
W 40-13 Navy
L 20-23 NC State
W 42-28 North Carolina
W 52-20 Wake Forest
W 45-10 Duke
W 31-28 Clemson
W 35-0 Virginia
W 35-22 Maryland
W 27-15 Georgia
Peach Bowl
L 14-28 Louisiana State
MARYLAND
W 17-10 Temple
L 17-30 West Virginia
W 45-27 M. Tenn. State
L 7-59 Florida State
L 23-31 Virginia
L 14-35 Clemson
W 37-7 Wake Forest
W 20-9 Duke
W 35-28 NC State
L 10-13 North Carolina
L 22-35 Georgia Tech
NORTH CAROLINA
W 30-9 Tulsa
W 35-14 Wake Forest
L 14-63 Florida State
W 20-15 Marshall
L 28-42 Georgia Tech
L 20-38 NC State
L 24-38 Clemson
L 6-17 Virginia
W 20-17 Pittsburgh
W 13-10 Maryland
W 59-21 Duke

NC STATE
W 20-38 Arkansas State
W 41-38 Indiana
W 40-10 SMU
W 41-0 Georgia Tech
L 27-34 Clemson
W 38-20 North Carolina
L 14-58 Florida State
L 20-25 Maryland
W 35-31 Duke
L 17-24 Virginia
W 32-14 Wake Forest
Micronpc.com Bowl
W 38-30 Minnesota
VIRGINIA
L 35-38 BYU
W 34-6 Richmond
W 26-10 Duke
L 10-31 Clemson
W 27-10 Wake Forest
W 31-23 Maryland
L 3-37 Florida State
W 17-6 North Carolina
L 0-35 Georgia Tech
W 24-17 NC State
L 21-42 Virginia Tech
Oahu Bowl
L 14-37 Georgia
WAKE FOREST
L 16-20 Appalachian St.
L 14-35 North Carolina
L 7-55 Clemson
L 10-27 Virginia
L 10-17 Vanderbilt
L 20-52 Georgia Tech
L 7-37 Maryland
W 28-26 Duke
L 6-35 Florida State
W 49-26 Navy
L 14-32 NC State

2001

ACC Champion - Maryland
Player of the Year - E.J. Henderson, Maryland
Offensive Player of the Year - Bruce Perry, Maryland
Rookie of the Year - Chris Rix, Florida State
Coach of the Year - Ralph Friedgen, Maryland

2002

ACC Champion - Florida State
Player of the Year - Matt Schaub, Virginia
Def. Player of the Year - E. J. Henderson, Maryland
Rookie of the Year - T.A. McLendon, NC State
Coach of the Year - Al Groh, Virginia



For the first time in league history, the ACC had six teams participate in bowl games as Maryland, Florida State, North Carolina, Georgia Tech, NC State and Clemson earned bowl berths ... Maryland claimed its first ACC football title since 1985, and ninth overall, finishing the regular season 10-1 overall and 7-1 in league play ... an all-time high seven ACC teams posted winning records in 2001, including four teams with eight wins or more and six with seven or more victories ... Maryland's Ralph Friedgen, the first coach in league history to win the ACC football title in his first year at a school, was also a consensus choice for National Coach of the Year ... eleven ACC players earned All-America honors in 2001, including three first team selections ... two ACC players - Maryland's E. J. Henderson and UNC's Julius Peppers - were consensus All-Americans ... Peppers became the fourth ACC player to win the Vince Lombardi Award as the nation's top college lineman and the league's first player to capture the Chuck Bednarik Award as the nation's top defensive player ... Clemson's Woodrow Dantzler became the first player in NCAA history to rush for 1,000 yards and throw for 2,000 yards in the same season... For the second straight year the ACC set an attendance record, averaging 49,584 fans per game... Florida State offensive tackle Brett Williams was named the recipient of the ACC's Jacobs Blocking Trophy... Clemson center Kyle Young was named the league's top senior football student-athlete as recipient of the Jim Tatum Award... Young and Florida State's Chris Hope were named to the National Football Foundation and College Hall of Fame Scholar-Athlete team... Maryland offensive tackle Matt Crawford was presented with the Brian Piccolo Award... FSU quarterback Chris Rix, the ACC's Rookie of the Year, set an ACC record for most total offensive yardage by a freshman with 3,123 yards.

In its 50th anniversary season and for the first time in league history, the ACC had seven teams participate in bowl games as Clemson, Florida State, Georgia Tech, Maryland, NC State, Virginia and Wake Forest earned bowl berths ... Florida State claimed its 10th ACC football title finishing the regular season 9-4 overall and 7-1 in league play ... for the second-straight year, seven ACC teams posted winning records in 2002, including four teams with eight wins or more and seven with seven or more victories ... Terp linebacker E.J. Henderson was ACC Defensive Player of the Year for the second-straight season ... 17 ACC players earned All-America honors in 2002, including five first team selections ... Maryland's Henderson was the recipient of the Butkus award and was the second player in league history to garner the Bednarik Award as the nation's top defensive player... Maryland's Steve Suter tied an NCAA single-season record with four punt returns for touchdowns... Virginia outside linebacker Darryl Blackstock set an ACC freshman record for quarterback sacks with 10... North Carolina defensive back Dexter Reid finished 2nd nationally averaging 13.8 tackles per game... For the third straight year the ACC set an attendance record, topping the 50,000-mark for the first time in its history, averaging 50,775 fans per game... NC State became the first team in league history with a 3,000-yard passer (Philip Rivers, 3,353 yards), a 1,000-yard rusher (T.A. McLendon, 1,101 yards) and a 1,000-yard receiver (Jerricho Cotchery, 1,192 yards)... Virginia quarterback Matt Schaub became the first Cavalier QB named ACC player of the Year since 1991 and finished 6th nationally in pass efficiency... For the second straight year FSU tackle Brett Williams was named the winner of the ACC's Jacobs Blocking Trophy... Georgia Tech safety Jeremy Muyles was the recipient of the Jim Tatum Award as the ACC's top football student-athlete and Florida State wide receiver Anquan Boldin was honored with the Brian Piccolo Award... Georgia Tech placekicker Luke Manget set an ACC record by making 160 consecutive PATs without a miss.



Statistical Leaders

Table with 5 columns: Total Offense, Plays, Yds, Avg, TDR. Rows include Dantzler, CL, Rix, FSU, Rushing, Car, Yds, Avg, TD, Perry, MD, Williams, WF, Passing, Cmp-Att-Int, Yds, TD, Rat, Rix, FSU, Durant, UNC, Receiving, Catches, Yds, TD, Avg, McMullen, Uva, Campbell, GT, Scoring, TD, PAT, FG, TP, Avg, Novak, MD, Manget, GT.

2001 All-ACC First Team. OFFENSE: WR-Billy McMillen, Uva; WR-Kelly Campbell, GT; TE-Mike Hart, DU; T-Brett Williams, FSU; T-Nat Dorsey, GT; G-Todd Wike, MD; G-Michael Collins, WF; C-Melvin Fowler, MD; QB-Woody Dantzler, CL; RB-Bruce Perry, MD; RB-Joe Burns, GT; PK-Luke Manget, GT. DEFENSE: DL-Julius Peppers, UNC; DL-Greg Gathers, GT; DL-Ryan Sims, UNC; DL-Darnell Dockett, FSU; LB-E.J. Henderson, MD; LB-Levar Fisher, NCS; LB-Bradley Jennings, FSU; DB-Chris Hope, FSU; DB-Terrence Holt, NCS; DB-Tony Jackson, MD; DB-Tony Okanlawon, MD; P-Brooks Barnard, MD.

Statistical Leaders

Table with 5 columns: Total Offense, Plays, Yds, Avg, TDR. Rows include Durant, UNC, Rivers, NCS, Rushing, Car, Yds, Avg, TD, Jones, FSU, McLendon, NCS, Passing, Cmp-Att-Int, Yds, TD, Rat, Schaub, Uva, McBrien, MD, Receiving, Catches, Yds, TD, Avg, Aiken, UNC, Watkins, GT, Scoring, TD, PAT, FG, TP, Avg, Novak, MD, McLendon, NCS.

2002 All-ACC First Team

OFFENSE: QB-Matt Schaub, Uva; RB-T.A. McLendon, NCS; WR-Jerricho Cotchery, NCS; WR-Billy McMillen, Uva; TE-Sean Berton, NCS; T-Brett Williams, FSU; T-Matt Crawford, MD; G-Montrae Holland, FSU; G-Blake Henry, WF; C-Todd Wike, MD; PK-Nick Novak, MD; SP-Steve Suter, MD. DEFENSE: DL-Alonzo Jackson, FSU; DL-Calvin Pace, WF; DL-Shawn Johnson, DU; DL-Nick Eason, CL; LB-E.J. Henderson, MD; LB-Dantonio Burnette, NCS; LB-Angelo Crowell, Uva; DB-Terrence Holt, NCS; DB-Jeremy Muyles, GT; DB-Dexter Reid, UNC; DB-Domonique Foxworth, MD; P-Brooks Barnard, MD.

Conference and Overall records for 2001. Team, AP, USA, W, L, For, Opp, W, L, For, Opp, Home, Road, NeuVs, AP. Includes Maryland, Florida State, North Carolina, Georgia Tech, NC State, Clemson, Wake Forest, Virginia, Duke.

Conference and Overall records for 2002. Team, AP, USA, W, L, For, Opp, W, L, For, Opp, Home, Road, NeuVs, AP. Includes Florida State, Maryland, Virginia, NC State, Clemson, Georgia Tech, Wake Forest, North Carolina, Duke.

CLEMSON (AP-rank, CU-Opp.) W 21-13 19/... Central Florida; W 38-14 20/... Wofford; L 24-26 19/... Virginia; W(0)47-44 -/9 ... at Georgia Tech; W 45-37 16/... at NC State; L 3-38 13/... North Carolina; W 21-41 -/... at Wake Forest; L 27-41 -/14 ... Florida State; W 20-37 -/... at Maryland; L 15-20 -/22at South Carolina; W 59-31 -/... Duke; W 49-24 -/... Louisiana Tech

GEORGIA TECH W 13-7 10/... Syracuse (E. Rutherford); W 35-7 11/... The Citadel; W 70-7 10/... at Navy; L(0)44-47 9/... Clemson; W 37-10 17/... at Duke; L(0)17-20 15/22 ... Maryland; W 27-17 23/... NC State; W 28-21 23/22 ... North Carolina; L 38-39 20/... at Virginia; W 38-33 -/... at Wake Forest; L 17-28 -/... at Florida State

NC STATE W 35-14 -/... Indiana; W 26-17 -/... at SMU; L 9-17 -/... North Carolina; W 17-14 -/... Wake Forest; L 37-45 -/18 ... Clemson; L 17-27 -/25 ... at Georgia Tech; W 24-0 -/... Virginia; W 55-31 -/... at Duke; W 34-28 -/10 ... at Florida State; L 19-23 -/9 ... Maryland; W 27-7 -/... Ohio; Tangerine Bowl; L 19-34 -/... Pittsburgh

CLEMSON (AP-rank, CU-Opp.) L 28-31 -/8 ... at Georgia; W 33-13 -/... Louisiana Tech; W 24-19 -/... Georgia Tech; W 30-17 -/... Ball State; L 31-48 -/11 ... at Florida State; L 17-22 -/... at Virginia; W 31-23 -/... Wake Forest; L 6-38 -/12 ... NC State; W 34-31 -/... at Duke; W 42-12 -/... at North Carolina; L 12-30 -/19 ... Maryland; W 27-20 -/... South Carolina; Tangerine Bowl; L 15-55 -/... Texas Tech

GEORGIA TECH W 45-3 -/... Vanderbilt; W 31-14 -/... Connecticut; L 19-24 -/... at Clemson; W 28-19 -/... Brigham Young; W 21-13 -/... at North Carolina; L 21-24 -/... Wake Forest; L 10-34 15/20 ... at Maryland; W 23-15 -/... Virginia; W 24-17 -/10 ... at NC State; L 13-21 -/17 ... Florida State; W 17-2 -/... Duke; L 7-51 -/5 ... at Georgia; Silicon Valley Bowl; L 21-30 -/... Fresno State

NC STATE W 34-14 -/... New Mexico; W 34-0 25/... E. Tennessee St; W 65-19 21/... at Navy; W 32-13 19/... Wake Forest; W 51-48 17/... at Texas Tech; W 56-24 17/... Massachusetts; W 34-17 13/... at North Carolina; W 24-22 13/... Duke; W 38-6 12/... at Clemson; L 17-24 10/... Georgia Tech; L 21-24 14/... at Maryland; L 9-14 22/... at Virginia; W 17-7 -/14 ... Florida State; Gator Bowl; W 28-6 17/12 ... Notre Dame

DUKE L 13-55 -/6 ... Florida State; L 13-15 -/... at Rice; L 7-44 -/16 ... Northwestern; L 10-31 -/... at Virginia; L 10-37 -/17 ... Georgia Tech; L 35-42 -/... Wake Forest; L 17-59 -/12 ... at Maryland; L 28-42 -/... Vanderbilt; L 31-55 -/... NC State; L 17-52 -/... at North Carolina; L 31-59 -/... at Clemson

MARYLAND W 23-7 -/... North Carolina; W 50-3 -/... Eastern Michigan; W 27-20 -/... at Wake Forest; W 32-20 -/... West Virginia; W 41-21 25/... Virginia; W(0)20-17 22/15 ... at Georgia Tech; W 59-17 12/... Duke; L 31-52 10/19 ... at Florida State; W 47-14 15/... Troy State; W 37-20 15/... Clemson; W 23-19 10/... at NC State; Orange Bowl; L 23-56 6/5 ... Florida

VIRGINIA L 17-26 -/22 ... at Wisconsin; W 17-16 -/... Richmond; W 26-24 -/19 ... at Clemson; W 31-10 -/... Duke; L 21-41 -/25 ... at Maryland; L 24-30 -/... at North Carolina; L 7-43 -/21 ... Florida State; L 0-24 -/... at NC State; L 30-34 -/... Wake Forest; W 39-38 -/20 ... Georgia Tech; L 17-31 -/18 ... Virginia Tech; W 20-14 -/... Penn State

DUKE W 23-16 -/... East Carolina; L 3-40 -/... Louisville; L 21-26 -/... at Northwestern; L 17-48 -/5 ... at Florida State; W 43-17 -/... at Navy; L 22-27 -/... Virginia; L 10-36 -/... at Wake Forest; L 22-24 -/13 ... at NC State; L 12-45 -/... Maryland; L 31-34 -/... Clemson; L 2-17 -/... at Georgia Tech; L 21-23 -/... North Carolina

MARYLAND L 0-22 21/... Notre Dame (Meadowlands); W 44-14 -/... Akron; L 10-37 -/5 ... Florida State; W 45-3 -/... Eastern Michigan; W 37-8 -/... Wake Forest; W 48-17 -/... at West Virginia; W 34-10 20/15 ... Georgia Tech; W 45-12 -/... at Duke; W 59-7 -/... at North Carolina; W 24-21 -/14 ... NC State; W 30-12 19/... at Clemson; L 13-48 18/... at Virginia; W 32-14 25/... Wake Forest; Peach Bowl; W 30-3 20/... Tennessee

VIRGINIA L 29-35 -/... Colorado State; L 19-40 -/5 ... at Florida State; W 34-21 -/22 ... South Carolina; W 48-29 -/... Akron; W 38-34 -/... at Wake Forest; W 27-22 -/... at Duke; W 22-17 -/... Clemson; W 37-27 -/... North Carolina; L 15-23 -/... at Georgia Tech; L 14-35 -/19 ... at Penn State; W 14-9 -/22 ... NC State; W 48-13 -/18 ... Maryland; L 9-21 -/22 ... at Virginia Tech; Continental Tire Bowl; W 48-22 -/15 ... West Virginia

FLORIDA STATE W 55-13 6/... at Duke; W 29-7 6/... UAB; L 9-41 6/... at North Carolina; W 48-24 18/... Wake Forest; L 27-49 14/2 ... Miami; W 43-7 21/... at Virginia; W 52-31 19/10 ... Maryland; W 41-27 14/... at Clemson; L 28-34 10/... NC State; L 13-37 21/3 ... at Florida; W 28-17 -/... Georgia Tech; Gator Bowl; W 30-17 24/15 ... Virginia Tech

NORTH CAROLINA L 27-41 -/3 ... at Oklahoma; L 7-23 -/... at Maryland; L 14-44 -/4 ... at Texas; W 41-9 -/6 ... Florida State; W 17-9 -/... at NC State; W 24-21 -/... East Carolina; W 30-24 -/... Virginia; W 38-3 -/13 ... at Clemson; L 21-28 23/22 ... at Georgia Tech; L 31-32 -/... Wake Forest; W 52-17 -/... Duke; W 19-10 -/... SMU; Peach Bowl; W 16-10 -/... Auburn

WAKE FOREST W 21-19 -/... at East Carolina; W 20-10 -/... Appalachian State; L 20-27 -/... Maryland; L 24-48 -/18 ... at Florida State; L 14-17 -/... NC State; W 42-35 -/... at Duke; L 14-21 -/... Clemson; W 34-30 -/... at Virginia; W 32-31 -/... at North Carolina; L 33-38 -/... Georgia Tech; W 38-35 -/... Northern Illinois

FLORIDA STATE W 38-31 3/... #Iowa St. (KC); W 40-19 5/... Virginia; W 37-10 5/... at Maryland; W 48-17 5/... at Duke; L 20-26 4/... at Louisville; W 48-31 11/... at Clemson; L 27-28 9/1 ... at Miami; L 24-34 11/6 ... Notre Dame; W 24-21 18/... at Wake Forest; W 31-13 17/... at Georgia Tech; W 40-14 15/... North Carolina; L 7-17 14/... at NC State; W 31-14 23/14 ... Florida; Sugar Bowl; L 13-26 16/4 ... Georgia

NORTH CAROLINA L 21-27 -/... Miami (Ohio); W 30-22 -/... at Syracuse; L 21-52 -/3 ... Texas; L 13-21 -/... Georgia Tech; W 38-35 -/... at Arizona State; L 17-34 -/14 ... NC State; L 27-37 -/... at Virginia; L 0-31 -/... at Wake Forest; L 7-59 -/... Maryland; L 12-42 -/... Clemson; L 14-40 -/15 ... at Florida State; W 23-21 -/... at Duke

WAKE FOREST L 41-42 -/... at No. Illinois; W 27-22 -/... East Carolina; L 13-32 -/19 ... at NC State; W 24-21 -/... at Purdue; L 34-38 -/... at Virginia; W 24-21 -/... at Georgia Tech; W 36-10 -/... Duke; L 23-31 -/... at Clemson; W 31-0 -/... North Carolina; L 21-34 -/18 ... Florida State; W 30-27 -/... Navy; L 14-32 -/25 ... at Maryland; Seattle Bowl; W 38-17 -/... Oregon

2003

ACC Champion - Florida State
Player of the Year - Philip Rivers, NC State
Def. Player of the Year - Darnell Dockett, Florida State
Rookie of the Year - Reggie Ball, Georgia Tech
Coach of the Year - Tommy Bowden, Clemson



For the third straight season, the ACC had six teams take part in bowl games as Clemson, Florida State, Georgia Tech, Maryland, NC State and Virginia compiled a 5-1 mark leaving the ACC as the only conference to have a winning bowl record in each of the past three seasons ... Florida State claimed its 11th ACC football title finishing the regular season 10-3 overall and 7-1 in league play ... for the first time ever, the ACC surpassed 3,000,000 in total attendance in 2003 and for the fourth-straight year, the league set a new per game average record averaging 51,842 per contest ... 11 ACC players earned All-America honors, six freshmen were named All-Americans including five first-team selections ... Florida State's Bobby Bowden became the NCAA Division I-A all-time winningest coach in 2003 surpassing Joe Paterno on the all-time wins list with 342 victories ... Virginia guard Elton Brown was named the recipient of the ACC Jacobs Blocking Trophy... Duke tailback Chris Douglas was named the winner of the 2003 Jim Tatum Award as the league's top football senior student-athlete... Virginia offensive lineman Kevin Bailey won the Brian Piccolo Award... NC State's Philip Rivers finished his career first in passing efficiency and completion percentage in both the ACC and NCAA, while also finishing first in the conference in total offense, TD passes and yards per attempt... Rivers set ACC single-season marks in total offense (4,600), total offense per game (353.8), TDR (37), pass completions (348), passing yards (4,491), TD passes (34)... North Carolina's Michael Waddell led the nation in kickoff returns, averaging 31.7 on 15 returns including one for a TD... Virginia's Heath Miller set an ACC record for most pass receptions by a tight end with 70 catches.

2004

ACC Champion - Virginia Tech
Player of the Year - Bryan Randall, Virginia Tech
Defensive Player of the Year - Leroy Hill, Clemson
Rookie of the Year - Calvin Johnson, Georgia Tech
Coach of the Year - Frank Beamer, Virginia Tech



Virginia Tech captured the 2004 conference title in its inaugural season in the ACC, finishing with a 7-1 league mark and 10-3 overall ... The Hokies became the third different team to claim the league crown in the last four years ... For the fourth-straight year, the ACC had at least six teams take part in post-season play and for the second-straight year, the ACC was the top-ranked conference in the final Sagarin Computer poll ... Four ACC teams - Virginia Tech, Miami, Florida State and Virginia - ranked in the final AP and Coaches' polls ... 14 ACC Players earned All-America honors including ten first-team selections ... Virginia tight end Heath Miller, Miami defensive back Antrel Rolle, Florida State offensive tackle Alex Barron and Virginia guard Elton Brown were named consensus All-Americans For the first time in ACC history, league schools surpassed the 3.5 million mark in total attendance in 2004 and for the fifth-straight year, the league set new single season records in attendance ... Maryland's Nick Novak and Steve Suter finished their careers as the league's all-time leading scorer (393 pts) and punt return yards leader (1,271), respectively... Brown was named the winner of the ACC's Jacobs Blocking Trophy... Novak captured the Jim Tatum Award as the league's top senior student-athlete... Miami running back Frank Gore was named the winner of the Brian Piccolo Award... NC State led the nation in total defense, allowing only 221.4 yards per game... Clemson's Justin Miller led the nation in kickoff returns, averaging 33.0 on 20 returns, returning 2 for touchdowns... Georgia Tech's 51-14 win over Syracuse in the Champs Sports Bowl pushed its all-time bowl record to 22-11, the nation's best in post-season bowl games.

2003 All-ACC First Team

Table listing 2003 All-ACC First Team members for Offense and Defense, including QB-Phillip Rivers, NCS, DL-Darnell Dockett, FSU, etc.

Statistical Leaders

Table listing statistical leaders for 2003, including Total Offense, Rushing, Passing, Receiving, and Scoring.

2004 All-ACC First Team

Table listing 2004 All-ACC First Team members for Offense and Defense, including QB-Bryan Randall, VT, RB-Alvin Pearman, UVa, etc.

Statistical Leaders

Table listing statistical leaders for 2004, including Total Offense, Rushing, Passing, Receiving, and Scoring.

Conference Overall

Table comparing conference performance (AP, USA, W, L, For, Opp, etc.) for 2003.

Versus Non-Conference Opponents: 27-15 (.643)

Conference Overall

Table comparing conference performance (AP, USA, W, L, For, Opp, etc.) for 2004.

Versus Non-Conference Opponents: 26-13 (.667)

CLEMSON (AP-rank CU/OPP) table listing game results for Clemson in 2003.

GEORGIA TECH table listing game results for Georgia Tech in 2003.

NC STATE table listing game results for NC State in 2003.

CLEMSON (AP-rank CU/OPP) table listing game results for Clemson in 2004.

MARYLAND table listing game results for Maryland in 2004.

NC STATE table listing game results for NC State in 2004.

DUKE table listing game results for Duke in 2003.

MARYLAND table listing game results for Maryland in 2003.

VIRGINIA table listing game results for Virginia in 2003.

DUKE table listing game results for Duke in 2004.

MARYLAND table listing game results for Maryland in 2004.

VIRGINIA table listing game results for Virginia in 2004.

FLORIDA STATE table listing game results for Florida State in 2003.

NORTH CAROLINA table listing game results for North Carolina in 2003.

WAKE FOREST table listing game results for Wake Forest in 2003.

FLORIDA STATE table listing game results for Florida State in 2004.

NORTH CAROLINA table listing game results for North Carolina in 2004.

VIRGINIA TECH table listing game results for Virginia Tech in 2004.

# 2005 ACC Champion - Florida State

Player of the Year - Chris Barclay, Wake Forest  
Def. Player of the Year - D'Qwell Jackson, Maryland  
Rookie of the Year - James Davis, Clemson  
Coach of the Year - Frank Beamer, Virginia Tech

# 2006 ACC Champion - Wake Forest

Player of the Year - Calvin Johnson, Georgia Tech  
Def. Player of the Year - Gaines Adams  
Rookie of the Year - Riley Skinner, Wake Forest  
Coach of the Year - Jim Grobe, Wake Forest

Florida State claimed its 12th ACC title in 14 years with a 27-22 victory over Virginia Tech in the inaugural Dr Pepper ACC Championship Game, played in Jacksonville, Fla. ... a league-record eight teams earned bowl bids in 2005 ... the ACC was 13-9 (.591) against BCS conference opponents with seven teams recording BCS wins during the season ... Virginia Tech headed up a group of five ACC teams ranked in both the final AP and Coaches' polls ... the 12 league teams drew a league-record 3,835,260 over 73 games, including 72,749 in the ACC title game ... for the 13th consecutive year Florida State led the ACC in attendance, averaging 82,724 fans per game ... An all-time high 14 ACC players earned first-team All-America recognition in 2005 while two others garnered second-team honors ... Wake Forest punter **Ryan Plackemeier**, Virginia Tech defensive back **Jimmy Williams** and Clemson defensive back **Tye Hill** were consensus All-America picks with Plackemeier and Williams being unanimous selections...Miami offensive tackle **Eric Winston** was named the winner of the ACC's Jacobs Blocking Trophy...Duke linebacker **Brendan Dewan** and Florida State center **David Castillo** were co-recipients of the Jim Tatum Award...Virginia safety **Ryan Best** was the recipient of the Brian Piccolo Award...The ACC was tabbed the No. 2 conference in the nation at season's end by the Sagarin Ratings.



Wake Forest claimed its 2nd ACC title and first in 36 years with a 9-6 victory over Georgia Tech in the second ACC Championship game, played in Jacksonville, Fla. ... For the first time ever the ACC surpassed the four million mark in total attendance, with league teams drawing 4,485,625 fans over 85 dates....For the second straight year, eight ACC teams earned bowl berths with the league posting a 4-4 mark in bowl competition...Wake Forest head coach **Jim Grobe** was named national coach of the year by the Associated Press, the AFCA, The Bobby Dodd Foundation and The Sporting News...Eight ACC players earned first-team All-America honors in Georgia Tech's **Calvin Johnson**, Clemson's **Gaines Adams**, Wake Forest's **Steve Vallos** and **Sam Swank**, Boston College's **Josh Beekman**, FSU's **Buster Davis**, Virginia Tech's **Vince Hall** and Duke's **John Talley**...Maryland defensive back **Josh Wilson** was named the winner of the ACC's Jim Tatum as the top senior scholar-athlete...Boston College's **Josh Beekman**, who split time between guard and center, earned the ACC's Jacobs Blocking Trophy and Miami defensive back **Glenn Sharp** captured the Brian Piccolo Award...**PK Sam Swank** set an ACC single-season record with five field goals of 50 yards or longer...Virginia Tech led the nation in total defense for the second straight year...Florida State's **Bobby Bowden** ended the year with 366 wins, the most in college football history.



2005 All-ACC First Team		Statistical Leaders				
<b>OFFENSE:</b>	<b>DEFENSE:</b>	<b>Total Offense</b>	<b>Plays</b>	<b>Yds</b>	<b>Avg.</b>	<b>TD</b>
QB-Marcus Vick, VT	DL-Mathias Kiwanuka, BC	Weatherford, FSU	536	3180	244.6	21
RB-Chris Barclay, WF	DL-Darryl Tapp, VT	Hagens, UVa	458	2802	233.5	17
RB-Tyrone Moss, UM	DL-Mario Williams, NCS	<b>Rushing</b>	<b>Car.</b>	<b>Yds</b>	<b>Avg.</b>	<b>TD</b>
WR-Calvin Johnson, GT	DL-Manny Lawson, NCS	Barclay, WF	218	1127	112.7	10
WR-Chansi Stuckey, CL	LB-D'Qwell Jackson, MD	Daniels, GT	198	930	84.5	3
TE-Vernon Davis, MD	LB-Stephen Tulloch, NCS	<b>Passing</b>	<b>Cmp</b>	<b>Att</b>	<b>Int</b>	<b>Yds</b>
T-Eric Winston, UM	LB-Kai Parham, Uva	Vick, VT	177	289-10	293.3	17
T-D'Brickashaw Ferguson, Uva	DB-Jimmy Williams, VT	Wright, UM	100	307-10	240.3	1
G-Jason Murphy, VT	DB-Kelly Jennings, UM	<b>Receiving</b>	<b>Catches</b>	<b>Yds</b>	<b>Avg.</b>	<b>TD</b>
G-Kyle Ralph, UNC	DB-Tye Hill, CL	Stuckey, CL	64	770	4	5.33
C-Will Montgomery, VT	DB-John Talley, DU	Williams, Uva	58	767	7.4	8.3
PK-Connor Hughes, Uva.	SP-Ryan Plackemeier, WF	<b>Scoring</b>	<b>TD</b>	<b>PAT</b>	<b>FG</b>	<b>TP</b>
	SP-Devon Hester, UM	Dean, CL	0	34-35	24-31	106
		Pace, VT	18	51-52	19-22	108

2006 All-ACC First Team		Statistical Leaders				
<b>OFFENSE:</b>	<b>DEFENSE:</b>	<b>Total Offense</b>	<b>Plays</b>	<b>Yds</b>	<b>Avg.</b>	<b>TD</b>
QB-Matt Ryan, BC	DE-Gaines Adams, CL	Weatherford, FSU	536	3180	244.6	21
RB-James Davis, CL	DE-Calaix Campbell, UM	Hagens, UVa	458	2802	233.5	17
RB-Brandon Ore, VT	DT-Joe Anoa'i, GT	<b>Rushing</b>	<b>Car.</b>	<b>Yds</b>	<b>Avg.</b>	<b>TD</b>
WR-Calvin Johnson, GT	DT-DeMarcus Tyler, NCS	Barclay, WF	218	1127	112.7	10
WR-Chansi Stuckey, CL	LB-Vince Hall, VT	Daniels, GT	198	930	84.5	3
TE-Wreg Olsen, UM	LB-Buster Davis, FSU	<b>Passing</b>	<b>Cmp</b>	<b>Att</b>	<b>Int</b>	<b>Yds</b>
T-Steve Vallos, WF	LB-Jon Abbate, WF	Vick, VT	177	289-10	293.3	17
T-Barry Richardson, CL	DB-Brandon Flowers, VT	Wright, UM	100	307-10	240.3	1
G-Josh Beekman, BC	DB-John Talley, Duke	<b>Receiving</b>	<b>Catches</b>	<b>Yds</b>	<b>Avg.</b>	<b>TD</b>
G-Nathan Bennett, CL	S-Josh Gattis, WF	Stuckey, CL	64	770	4	5.33
C-Steve Justice, WF	S-Jamal Lewis, GT	Williams, Uva	58	767	7.4	8.3
PK-Sam Swank, WF	P-Durant Brooks, GT	<b>Scoring</b>	<b>TD</b>	<b>PAT</b>	<b>FG</b>	<b>TP</b>
	SP-Darrell Blackmon, NCS	Dean, CL	0	34-35	24-31	106
		Pace, VT	18	51-52	19-22	108

Conference		Overall	
Atlantic Division AP-USA W	L	For	Opp
Florida State.....23.23.....	5	3	219
Boston College.....18.17.....	5	3	181
Clemson.....21.21.....	4	4	222
NC State.....3	5	136	182
Maryland.....3	5	190	217
Wake Forest.....3	5	202	227
Coastal Division.....	W	L	For
Virginia Tech.....7	7	1	263
Miami.....17	18	6	2
Georgia Tech.....5	3	154	162
North Carolina.....4	4	148	188
Virginia.....3	5	177	202
Duke.....0	8	95	342
NC State.....0	8	95	342
Wake Forest.....0	8	95	342

2006 All-ACC First Team		Statistical Leaders				
<b>OFFENSE:</b>	<b>DEFENSE:</b>	<b>Total Offense</b>	<b>Plays</b>	<b>Yds</b>	<b>Avg.</b>	<b>TD</b>
QB-Matt Ryan, BC	DE-Gaines Adams, CL	Weatherford, FSU	536	3180	244.6	21
RB-James Davis, CL	DE-Calaix Campbell, UM	Hagens, UVa	458	2802	233.5	17
RB-Brandon Ore, VT	DT-Joe Anoa'i, GT	<b>Rushing</b>	<b>Car.</b>	<b>Yds</b>	<b>Avg.</b>	<b>TD</b>
WR-Calvin Johnson, GT	DT-DeMarcus Tyler, NCS	Barclay, WF	218	1127	112.7	10
WR-Chansi Stuckey, CL	LB-Vince Hall, VT	Daniels, GT	198	930	84.5	3
TE-Wreg Olsen, UM	LB-Buster Davis, FSU	<b>Passing</b>	<b>Cmp</b>	<b>Att</b>	<b>Int</b>	<b>Yds</b>
T-Steve Vallos, WF	LB-Jon Abbate, WF	Vick, VT	177	289-10	293.3	17
T-Barry Richardson, CL	DB-Brandon Flowers, VT	Wright, UM	100	307-10	240.3	1
G-Josh Beekman, BC	DB-John Talley, Duke	<b>Receiving</b>	<b>Catches</b>	<b>Yds</b>	<b>Avg.</b>	<b>TD</b>
G-Nathan Bennett, CL	S-Josh Gattis, WF	Stuckey, CL	64	770	4	5.33
C-Steve Justice, WF	S-Jamal Lewis, GT	Williams, Uva	58	767	7.4	8.3
PK-Sam Swank, WF	P-Durant Brooks, GT	<b>Scoring</b>	<b>TD</b>	<b>PAT</b>	<b>FG</b>	<b>TP</b>
	SP-Darrell Blackmon, NCS	Dean, CL	0	34-35	24-31	106
		Pace, VT	18	51-52	19-22	108

Conference		Overall	
Atlantic Division.. AP-USA W	L	For	Opp
Wake Forest.....18.17.....	6	2	175
Boston College.....20.20.....	5	3	189
Maryland.....5	3	171	198
Clemson.....5	3	209	136
NC State.....2	6	137	174
Florida State.....**1	5	180	166
Coastal Division.....	W	L	For
Georgia Tech.....7	1	213	155
Virginia Tech.....19.18.....	6	2	186
Virginia.....4	4	124	116
Miami.....3	5	127	127
North Carolina.....2	6	109	221
Duke.....0	8	124	280

Conference		Overall	
Atlantic Division.. AP-USA W	L	For	Opp
Wake Forest.....18.17.....	6	2	175
Boston College.....20.20.....	5	3	189
Maryland.....5	3	171	198
Clemson.....5	3	209	136
NC State.....2	6	137	174
Florida State.....**1	5	180	166
Coastal Division.....	W	L	For
Georgia Tech.....7	1	213	155
Virginia Tech.....19.18.....	6	2	186
Virginia.....4	4	124	116
Miami.....3	5	127	127
North Carolina.....2	6	109	221
Duke.....0	8	124	280

2007

ACC Champion - Virginia Tech
Player of the Year - Matt Ryan, Boston College
Defensive Player of the Year - Chris Long, Virginia
Rookie of the Year - Josh Adams, Wake Forest
Coach of the Year - Al Groh, Virginia

2008

ACC Champion - Virginia Tech
Player of the Year - Jonathan Dwyer, Georgia Tech
Def. Player of the Year - Mark Herzlich, Boston College
Rookie of the Year - Russell Wilson, NC State
Coach of the Year - Paul Johnson, Georgia Tech

Virginia Tech claimed its second ACC title since entering the league in 2004 with a 30-16 win over No. 12 Boston College in the third annual ACC Championship football game in Jacksonville, Fla...The ACC ended the season with two teams ranked in the AP top 10 for the first time since 1998...Eight ACC teams advanced to play in bowl games, tying the league record set in both 2005 and 2006...League attendance continued to improve in 2007, as the conference enjoyed an average per-game attendance of 53,733, its second highest mark ever...Three ACC players earned five national awards, including Boston College senior Matt Ryan, who earned the John Unitas Award, given to the nation's top senior quarterback, and the Manning Award...Virginia's Chris Long was awarded the Ted Hendricks Award as the nation's top defensive end, and the Washington Touchdown Club's National Defensive Player of the Year Award, while Georgia Tech's Durant Brooks captured the Ray Guy Award as the nation's top punter...Thirty-seven league players earned some kind of All-America honors, with 10 earning first-team recognition.



Virginia Tech claimed its second straight ACC Football Championship, downing Boston College for the 2nd straight year in the fourth annual ACC title game, 30-12, at Raymond James Stadium in Tampa, Fla...The ACC set an NCAA record with 10 teams participating in post-season bowl games as Virginia Tech (FedEx Orange), Georgia Tech (Chick-fil-A), Clemson (Gator), Florida State (Champs Sports), Boston College (Music City), North Carolina (Meineke Car Care), Miami (Emerald), Maryland (Roady's Humanitarian), Wake Forest (EagleBank) and NC State (Papajohns.com) all received bowl invitations...Three ACC teams finished in the nation's Top 25 (AP) led by Virginia Tech (15th) and including Florida State (21) and Georgia Tech (22). Florida State's Graham Gano captured the Lou Groza National Placekicker of the Year Award and Wake Forest OLB Aaron Curry was tabbed the winner of the Dick Butkas Award, as the nation's top linebacker...Twenty-six league players earned some kind of All-America recognition, with 9 earning first-team honors and Wake Forest DB Alphonso Smith earning consensus AA honors.



Statistical Leaders

Table with columns: Total Offense, Plays, Yds, Avg, TDR. Lists leaders for Rushing, Passing, Receiving, and Scoring.

2007 All-ACC First Team

Table listing offensive and defensive players for the 2007 All-ACC First Team, including QB-Matt Ryan, RB-Tashard Choice, etc.

2008 All-ACC First Team

Table listing offensive and defensive players for the 2008 All-ACC First Team, including QB-Russell Wilson, RB-Jonathan Dwyer, etc.

Statistical Leaders

Table with columns: Total Offense, Plays, Yds, Avg, TDR. Lists leaders for Rushing, Passing, Receiving, and Scoring.

Conference and Overall records for 2007 season, including Atlantic Division, Coastal Division, and Versus Non-Conference Opponents.

Conference and Overall records for 2008 season, including Atlantic Division, Coastal Division, and Versus Non-Conference Opponents.

Table listing game results for Boston College (AP-BC/OPP), Clemson, Duke, Florida State, Georgia Tech, Miami, Maryland, North Carolina, and Wake Forest.

Table listing game results for Georgia Tech, NC State, Virginia, Virginia Tech, and Wake Forest.

Table listing game results for Virginia, Virginia Tech, Wake Forest, and Wake Forest.

Table listing game results for Clemson, Florida State, Georgia Tech, and Wake Forest.

Table listing game results for Georgia Tech, Maryland, Miami, North Carolina, and Wake Forest.

Table listing game results for NC State, Virginia, Virginia Tech, Wake Forest, and Wake Forest.



2009

ACC Champion - Vacated
Player of the Year - C. J. Spiller, Clemson
Def. Player of the Year - Derrick Morgan, Georgia Tech
Rookie of the Year - Ryan Williams, Virginia Tech
Coach of the Year - Paul Johnson, Georgia Tech

2010

ACC Champion - Virginia Tech
Player of the Year - Tyrod Taylor, Virginia Tech
Def. Player of the Year - Da'Quan Bowers, Clemson
Rookie of the Year - Danny O'Brien, Maryland
Coach of the Year - Ralph Friedgen, Maryland



Georgia Tech defeated Clemson, 39-34 in the Fifth Annual Dr Pepper ACC Football Championship game but was forced to vacate the Championship as part of NCAA sanctions levied in 2011 for playing an ineligible player in Tech's final three games of the season...

Virginia Tech captured its fourth ACC Football title in its seven years in the ACC, downing Florida State, 44-33, before 72,379 fans in the 2010 ACC Football Championship game in Charlotte...The Hokies became the first ACC team in 11 years to post a perfect 8-0 record in conference play and also became the first team in NCAA FBS history to win 11 straight games after dropping their first two contests...

2009 All-ACC First Team
OFFENSE: QB-Josh Nesbitt, GT; RB-Jonathan Dwyer, GT; RB-Ryan Williams, VT; WR-Donavyn Thomas, GT; WR-Denovan Varner, DU; TE-George Bryan, NCS; TE-Michael Palmer, CL; T-Jason Fox, UM; T-Anthony Costanzo, BC; G-Rodney Hudson, FSU; G-Cord Howard, GT; C-Sean Bedford, GT; PK-Matt Waldron, VT; PK-Matt Bosher, UM

Statistical Leaders
Total Offense: Ponder, FSU (407); Lewis, DU (535)
Rushing: Williams, VT (293); Harris, BC (308)
Passing: Taylor, VT (136); Skinner, WF (126)
Receiving: Varner, DU (65); Smith, UM (61)
Scoring: Williams, VT (22); C.J. Spiller, CL (21)

2010 All-ACC First Team
OFFENSE: QB-Tyrod Taylor, VT; RB-Montel Harris, BC; RB-Anthony Allen, GT; WR-Leonard Hankerson, UM; WR-Torrey Smith, MD; TE-George Bryan, NCS; T-Anthony Costanzo, BC; T-Chris Hairston, CL; G-Rodney Hudson, FSU; G-Brandon Washington, UM; C-Sean Bedford, GT; PK-Chris Hazley, VT

Statistical Leaders
Total Offense: Wilson, NCS (670); Renfrew, DU (515)
Rushing: Harris, BC (269); Allen, GT (240)
Passing: Taylor, VT (188); Yates, UNC (282)
Receiving: Vernon, DU (73); Hankerson, UM (72)
Scoring: Payne, UVA (16); Hopkins, FSU (0); Czajkowski, NCS (0)

Conference Standings
Atlantic Division AP-USA...W-L For Opp Hm Rd W L For Opp Hm Rd Nu. Div.
Clemson...24...6-2 268 169 4-0 2-2 9 5 436 286 6-1 2-3 1-1 4-1
Boston College...5-3 174 196 3-1 2-2 8 5 322 257 6-1 2-3 0-1 4-1
Florida State...4-4 268 278 2-2 2-2 7 6 391 390 3-3 3-3 1-0 3-2
Wake Forest...3-5 226 254 2-2 1-3 5 7 316 315 4-3 1-4 0-0 2-3
NC State...2-6 213 315 2-2 0-4 5 7 364 374 5-3 0-4 0-0 1-4
Maryland...1-7 161 222 1-3 0-4 2 10 256 375 2-5 0-5 0-0 1-4

Conference Standings
Atlantic Division AP-USA...W-L For Opp Hm Rd W L For Opp Hm Rd Nu. Div.
Florida State...16...17...6-2 239 144 3-1 3-1 10 4 439 275 6-1 3-2 1-1 4-1
Maryland...24...23...5-3 230 192 3-1 2-1 9 4 419 288 5-1 2-3 2-0 3-2
NC State...25...25...5-3 258 190 3-1 2-2 9 4 414 277 5-1 3-3 1-0 3-2
Boston College...4-4 134 163 2-2 1-2 7 6 240 254 4-3 3-2 0-1 2-3
Clemson...4-4 162 126 3-1 2-3 6 7 312 244 5-2 1-4 0-1 3-2
Wake Forest...1-7 135 308 1-3 0-4 3 9 273 430 2-4 1-5 0-0 0-5

BOSTON COLLEGE (AP-BC/OPP)
W 54-0 vs Northeastern
W 37-17 vs Jacksonville St.
W 54-0 vs Clemson
W 17-33 vs Miami
W 24-7 vs Wake Forest
W 42-31 vs Florida State
W 49-24 vs Florida State
W 28-23 vs Virginia Tech
W 34-9 vs Virginia Tech
W 56-31 vs Vanderbilt
W 101-30 vs Wake Forest
W 49-10 vs Wake Forest
W 24-30 vs Georgia Tech
W 39-34 vs Clemson
W 14-24 vs Iowa
W 13-52 vs California
W 31-32 vs James Madison
W 13-34 vs Middle Tennessee
W 24-21 vs Rutgers
W 32-42 vs Wake Forest
W 42-20 vs Virginia Tech
W 13-17 vs Virginia Tech
W 31-38 vs NC State
W 9-36 vs Virginia Tech
W 26-29 vs Florida State
W 17-19 vs Boston College
W 38-34 vs Florida State
W 33-17 vs Georgia Tech
W 7-31 vs Virginia Tech
W 21-20 vs Oklahoma
W 48-16 vs Florida A&M
W 27-9 vs Central Florida
W 37-40 vs Clemson
W 28-27 vs Wake Forest
W 52-17 vs Virginia Tech
W 24-33 vs North Carolina
W 34-16 vs Duke
W 31-10 vs South Florida
W 14-20 vs Wisconsin
W 40-6 vs The Citadel
W 13-10 vs Connecticut
W 31-17 vs East Carolina
W 7-24 vs Georgia Tech
W 3-16 vs Virginia Tech
W 42-12 vs Georgia Southern
W 27-30 vs Florida State
W 20-17 vs Virginia Tech
W 19-6 vs Duke
W 32-24 vs Miami
W 31-13 vs Boston College
W 27-23 vs NC State
W 17-19 vs Pittsburgh

BOSTON COLLEGE (AP-BC/OPP)
W 38-20 vs Weber State
W 26-13 vs Kent State
W 0-19 vs Virginia Tech
L 1-31 vs Notre Dame
L 17-44 vs NC State
L 19-24 vs Florida State
L 21-24 vs Maryland
W 16-10 vs Clemson
W 23-13 vs Wake Forest
W 21-16 vs Duke
W 17-13 vs Virginia Tech
W 16-7 vs Syracuse
L 13-20 vs Nevada
W 35-10 vs North Texas
W 58-21 vs Presbyterian
L 24-27 vs Auburn
L 21-50 vs Miami
W 7-41 vs North Carolina
W 31-7 vs Maryland
W 27-13 vs Georgia Tech
L 10-16 vs Boston College
W 14-13 vs NC State
L 13-16 vs Florida State
L 16-21 vs Wake Forest
L 7-29 vs South Carolina
L 26-31 vs South Florida
W 41-27 vs Elon
L 48-54 vs Wake Forest
L 13-62 vs Alabama
L 21-35 vs Army
L 16-21 vs Maryland
L 17-28 vs Miami
W 31-16 vs Virginia Tech
W 34-31 vs Navy
W 55-21 vs Virginia Tech
W 16-48 vs Boston College
L 20-30 vs Georgia Tech
L 19-24 vs North Carolina
W 59-6 vs Samford
L 17-47 vs Oklahoma
W 34-10 vs BYU
W 31-0 vs Wake Forest
W 34-14 vs Virginia Tech
W 45-17 vs Miami
W 24-19 vs Boston College
L 24-28 vs NC State
L 35-37 vs North Carolina
W 16-13 vs Clemson
W 30-16 vs Maryland
W 31-7 vs Florida
L 33-44 vs Virginia Tech
L 20-26 vs Florida
W 26-17 vs South Carolina

2011

ACC Champion - Clemson
Player of the Year - David Wilson, Virginia Tech
Def. Player of the Year - Luke Kuechly, Boston College
Rookie of the Year - Sammy Watkins, Clemson
Coach of the Year - Mike London, Virginia

2012

ACC Champion - Florida State
Player of the Year - Tajh Boyd, Clemson
Def. Player of the Year - Bjoern Werner, Florida State
Rookie of the Year - Duke Johnson, Miami
Coach of the Year - David Cutcliffe, Duke

Twenty-first-ranked Clemson claimed its ACC-record 14th ACC Football title, but its first since 1991, downing 5th-ranked Virginia Tech, 38-10, before 73,675 fans in the 2011 ACC Football Championship game in Charlotte...Clemson was led by QB Tajh Boyd, the game's MVP, who also set an ACC record for most TDR (38) and freshman WR Sammy Watkins, who became only the 4th freshman to be named a first-team AP All-America by the Associated Press...Tiger head coach Dabo Swinney was named the recipient of the Bobby Dodd Coach of the Year Award...For the first time in its history, two ACC teams earned BCS bowl berths with Clemson (Orange) and Virginia Tech (Allstate Sugar) leading a contingent of eight ACC teams in bowl games...Boston College LB Luke Kuechly was the consensus National Defensive Player of the Year, capturing the Lombardi Award, the Nagurski Award, the Dick Butkus Award and the Ronnie Lett IMPACT Award...Kuechly led the nation in tackles for the second straight year and set an ACC career record...He was one of three ACC players who earned consensus All-America honors joining Clemson TE Dwayne Allen and Florida State P Shawn Powell...NC State CB David Amerson was a Walter Camp first-team All-America, leading the nation in interceptions and was the winner of the Jack Tatum Award...Virginia Tech T Blake DeChristopher earned the ACC's Jacobs Blocking Trophy, while Virginia Tech WR Danny Coale was named the ACC's top scholar-athlete in football and winner of the Jim Tatum Award while UNC freshman TB Giovanni Bernard, was named the recipient of the ACC's Brian Piccolo Award for courage.



Statistical Leaders

Table with columns for Offense, Defense, Rushing, Passing, Receiving, and Scoring. Lists player names and their statistics for various categories.

Thirteenth-ranked Florida State captured its first ACC title since 2005, and 13th overall, with a 21-15 win over Georgia Tech before 64,778 fans in the 9th Annual Dr Pepper ACC Football Championship Game in Charlotte...The Seminoles were led by RB James Wilder, Jr., who ran for two first-half TDs and was named the game's MVP, and the Seminole defense which limited Tech, the nation's 4th-ranked rushing offense to just 183 rushing yards—130 yards below its average...FSU went on to defeat 16th-ranked Northern Illinois in the Discover Orange Bowl as the ACC won its top four bowl games for the first time in its history with Clemson (Chick-fil-A), Virginia Tech (Russell Athletic) and Georgia Tech (Hyundai Sun) posting impressive victories...Both Florida State (9th) and Clemson (10th) were ranked in the final Coaches poll Top 10...Duke head coach David Cutcliffe, who led the Blue Devils to a bowl game for the first time since 1994, was named ACC Coach of the Year...FSU PK Dustin Hopkins set NCAA career marks for points by kicking (466) and field goals (88)...North Carolina G Jonathan Cooper and FSU DE Bjoern Werner were named consensus All-Americans...Clemson's Tajh Boyd, who broke his own ACC season mark for TDR (46), was named ACC Player of the Year, with Werner named Defensive Player of the Year...Miami freshman RB Duke Johnson was named ACC Offensive Rookie of the Year, with FSU DB Ronald Darby named Defensive Rookie of the Year...Cooper, the first UNC player to be a finalist for the Outland Trophy, was voted the Jacobs Blocking Trophy, as the league's top blocker while Duke QB Sean Renfree was named the top football scholar-athlete and winner of the Jim Tatum Award...FSU RB Chris Thompson and Miami DE Shay Green shared the Brian Piccolo Award for courage.



Statistical Leaders

Table with columns for Offense, Defense, Rushing, Passing, Receiving, and Scoring. Lists player names and their statistics for various categories.

Conference Overall table showing statistics for Atlantic Division AP-USA, Clemson, Florida State, Wake Forest, NC State, Boston College, and Maryland.

Coastal Division table showing statistics for Virginia Tech, Georgia Tech, Virginia, North Carolina, Miami, and Duke.

Conference Overall table showing statistics for Florida State, Clemson, NC State, Wake Forest, Maryland, and Boston College.

Coastal Division table showing statistics for North Carolina, Miami, Georgia Tech, Virginia Tech, Duke, and Virginia.

BOSTON COLLEGE (AP-BC/OPP) table listing game results with scores and locations.

GEORGIA TECH table listing game results with scores and locations.

NC STATE table listing game results with scores and locations.

CLEMSON table listing game results with scores and locations.

MARYLAND table listing game results with scores and locations.

VIRGINIA table listing game results with scores and locations.

FLORIDA STATE table listing game results with scores and locations.

NORTH CAROLINA table listing game results with scores and locations.

WAKE FOREST table listing game results with scores and locations.

FLORIDA STATE table listing game results with scores and locations.

NORTH CAROLINA table listing game results with scores and locations.

WAKE FOREST table listing game results with scores and locations.

BOSTON COLLEGE (AP-BC/OPP) table listing game results with scores and locations.

GEORGIA TECH table listing game results with scores and locations.

NC STATE table listing game results with scores and locations.

CLEMSON table listing game results with scores and locations.

MARYLAND table listing game results with scores and locations.

VIRGINIA table listing game results with scores and locations.

DUKE table listing game results with scores and locations.

MIAMI table listing game results with scores and locations.

VIRGINIA TECH table listing game results with scores and locations.

FLORIDA STATE table listing game results with scores and locations.

NORTH CAROLINA table listing game results with scores and locations.

WAKE FOREST table listing game results with scores and locations.

2013

BCS National and ACC Champion - Florida State
Player of the Year - Jameis Winston, Florida State
Def. Player of the Year - Aaron Donald, Pitt
Rookie of the Year - Jameis Winston, Florida State
Coach of the Year - David Cutcliffe, Duke

Florida State finished the season an unblemished 14-0, defeating Auburn 34-31 on its way to its third national championship in program history and first since 1998... led by Heisman Trophy winner Jameis Winston, the Seminoles also won their second consecutive and fourth overall ACC title...



2014

ACC Champion - Florida State
Player of the Year - James Conner, Pitt
Def. Player of the Year - Vic Beasley, Clemson
Rookie of the Year - Brad Kaaya, Miami
Coach of the Year - Paul Johnson, Georgia Tech

Florida State finished the season 13-1, winning its third consecutive and 15th overall ACC title... The Seminoles ACC-record 29 game winning streak came to an end against Oregon in the Rose Bowl CFP Semifinal game...



2013 All-ACC First Team

Table listing 2013 All-ACC First Team players by position: QB-Jameis Winston, RB-Andre Williams, WR-Sammy Watkins, etc.

Statistical Leaders

Table listing statistical leaders for 2013: Total Offense (Boyd, CL), Rushing (Williams, BC), Passing (Boyd, CL), etc.

2014 All-ACC First Team

Table listing 2014 All-ACC First Team players by position: QB-Jameis Winston, RB-James Conner, WR-Rashad Greene, etc.

Statistical Leaders

Table listing statistical leaders for 2014: Total Offense (Winston, FS), Rushing (Conner, UP), Passing (Winston, FS), etc.

Conference and Overall statistics for 2013 season, including Atlantic Division, Coastal Division, and overall records.

Conference and Overall statistics for 2014 season, including Atlantic Division, Coastal Division, and overall records.

Table listing game results for Boston College (AP-BC/OPP) in 2013.

Table listing game results for Maryland in 2013.

Table listing game results for Syracuse in 2013.

Table listing game results for Clemson in 2013.

Table listing game results for Miami in 2013.

Table listing game results for Virginia Tech in 2013.

Table listing game results for Florida State in 2013.

Table listing game results for North Carolina in 2013.

Table listing game results for Wake Forest in 2013.

Table listing game results for Boston College (AP-BC/OPP) in 2014.

Table listing game results for Louisville in 2014.

Table listing game results for Syracuse in 2014.

Table listing game results for Clemson in 2014.

Table listing game results for Miami in 2014.

Table listing game results for Virginia Tech in 2014.

Table listing game results for Florida State in 2014.

Table listing game results for North Carolina in 2014.

Table listing game results for Wake Forest in 2014.



# ACC SERIES RECORDS

## BOSTON COLLEGE VS. CLEMSON

**SERIES**.....Clemson leads 13-9-2  
**at Fenway Park**.....Series tied 1-1-1  
**at Braves Field**.....Clemson leads 3-1-0  
**at Chestnut Hill**.....Boston College leads 4-3-0  
**at Clemson**.....Clemson leads 5-3-1  
**Neutral Site/Bowls**.....Clemson leads 1-0-0  
**In ACC Play**.....Clemson leads, 6-4-0

Year	Site/Bowl	AP Rank BC CU	Winner	Score
1939	Cotton Bowl	11 12	Clemson	6-3
1941	Fenway Park		Clemson	26-13
1942	Fenway Park		Boston College	14-7
1947	Braves Field		Boston College	32-22
1948	Braves Field	13	Clemson	26-19
1949	Clemson		Boston College	40-27
1950	Braves Field	13	Clemson	35-14
1951	Clemson		Clemson	21-2
1952	Braves Field		Clemson	13-0
1953	Fenway Park		TIE	14-14
1958	Clemson	16	Clemson	34-12
1960	Chestnut Hill		Boston College	25-14
1982	Clemson	16	TIE	17-17
1983	Chestnut Hill		Boston College	31-16
2005	Clemson		Boston College	ot16-13
2006	Chestnut Hill	18 18	Boston College	2ot34-33
2007	Clemson	18 15	Boston College	20-17
2008	Chestnut Hill		Clemson	27-20
2009	Clemson		Clemson	25-7
2010	Chestnut Hill		Boston College	16-10
2011	Clemson	8	Clemson	36-14
2012	Chestnut Hill	17	Clemson	45-31
2013	Clemson	3	Clemson	56-7
2014	Chestnut Hill	24	Clemson	17-13

## BOSTON COLLEGE VS. DUKE

**SERIES**.....Boston College leads 4-2-0  
**at Chestnut Hill**.....Boston College leads 3-2-0  
**at Durham**.....Boston College leads 1-0-0  
**In ACC Play**.....Boston College leads 2-1-0

Year	Site/Bowl	AP Rank BC DU	Winner	Score
1927	Chestnut Hill		Duke	25-9
1928	Chestnut Hill		Boston College	19-0
1929	Chestnut Hill		Boston College	20-12
2006	Chestnut Hill	22	Boston College	28-7
2010	Durham		Boston College	21-16
2011	Chestnut Hill		Duke	20-19

## BOSTON COLLEGE VS. FLORIDA STATE

**SERIES**.....Florida State leads 9-4-0  
**at Chestnut Hill**.....Florida State leads 5-2-0  
**at Tallahassee**.....Florida State leads 4-2-0  
**In ACC Play**.....Florida State leads 7-3-0

Year	Site/Bowl	AP Rank BC FS	Winner	Score
1957	Chestnut Hill		Boston College	20-7
1976	Chestnut Hill	13	Florida State	28-9
1980	Tallahassee	7	Florida State	41-7
2005	Chestnut Hill	17 8	Florida State	28-17
2006	Tallahassee	22	Boston College	24-19
2007	Chestnut Hill	2	Florida State	27-17
2008	Tallahassee	20	Boston College	27-17
2009	Chestnut Hill		Boston College	28-21
2010	Tallahassee	16	Florida State	24-19
2011	Chestnut Hill		Florida State	38-7
2012	Tallahassee	12	Florida State	51-7
2013	Chestnut Hill	8	Florida State	48-34
2014	Tallahassee	1	Florida State	20-17

## BOSTON COLLEGE VS. GEORGIA TECH

**SERIES**.....Georgia Tech leads 5-2-0  
**at Chestnut Hill**.....Georgia Tech leads 3-0-0  
**at Atlanta**.....Georgia Tech leads 3-2-0  
**In ACC Play**.....Georgia Tech leads 2-1-0

Year	Site/Bowl	AP Rank BC GT	Winner	Score
1972	Atlanta		Georgia Tech	42-10
1989	Atlanta		Georgia Tech	13-12
1991	Chestnut Hill	17	Georgia Tech	30-14
1997	Chestnut Hill		Georgia Tech	42-14
1998	Atlanta		Boston College	41-31
2007	Atlanta	21 15	Boston College	24-10
2008	Chestnut Hill		Georgia Tech	19-16
2012	Atlanta		Georgia Tech	37-17

## BOSTON COLLEGE vs. LOUISVILLE

**SERIES**.....Louisville leads 4-3-0  
**at Chestnut Hill**.....Series Tied 2-2-0  
**at Louisville**.....Louisville leads 1-2-0  
**Neutral Site/Bowls**.....No Meetings  
**In ACC Play**.....Louisville leads 1-0-0

Year	Site/Bowl	AP Rank BC LOU	Winner	Score
1986	Chestnut Hill		Boston College	41-7
1989	Chestnut Hill		Louisville	36-22
1990	Louisville		Louisville	17-10
1991	Chestnut Hill		Boston College	33-3
1994	Louisville		Boston College	35-14
1998	Louisville		Louisville	52-28
2014	Chestnut Hill		Louisville	38-19

## BOSTON COLLEGE vs. MIAMI

**SERIES**.....Miami leads 24-5-0  
**at Chestnut Hill**.....Miami leads 8-3-0

**at Foxboro**.....Miami leads 1-0-0  
**at Miami**.....Miami leads 15-2-0  
**In ACC Play**.....Series Tied, 2-2-0

Year	Site/Bowl	AP Rank BC MIA	Winner	Score	
1955	Miami		Miami	14-7	
1956	Miami	13	Miami	27-6	
1958	Chestnut Hill		Boston College	6-2	
1960	Miami		Miami	10-7	
1964	Miami		Miami	30-6	
1965	Miami		Miami	27-6	
1973	Miami	6	Miami	15-10	
1975	Chestnut Hill		Boston College	21-7	
1976	Miami		Miami	13-6	
1979	Miami		Miami	18-9	
1984	Miami	10 12	Boston College	47-45	
1985	Foxboro		Miami	45-10	
1990	Miami	3	Miami	42-12	
1991	Chestnut Hill	1	Miami	19-14	
1993	Chestnut Hill	21	5	Miami	23-7
1994	Miami	25	5	Miami	23-7
1995	Chestnut Hill		Miami	17-14	
1996	Miami	25	Miami	43-26	
1997	Chestnut Hill		Miami	(2ot) 45-44	
1998	Miami	25	Miami	35-17	
1999	Chestnut Hill		Miami	31-28	
2000	Miami	2	Miami	52-6	
2001	Chestnut Hill	1	Miami	18-7	
2002	Miami	1	Miami	38-6	
2003	Chestnut Hill	2	Miami	33-14	
2006	Miami	18	Miami	17-14	
2007	Chestnut Hill	15	Boston College	28-14	
2008	Miami		Boston College	24-17	
2012	Chestnut Hill		Miami	41-32	

## BOSTON COLLEGE vs. NORTH CAROLINA

**SERIES**.....North Carolina leads 5-2-0  
**at Chestnut Hill**.....North Carolina leads 1-0-0  
**at Foxboro**.....Boston College leads 1-0-0  
**at Chapel Hill**.....North Carolina leads 3-1-0  
**Neutral Site/Bowls**.....Boston College leads 1-0-0  
**In ACC Play**.....North Carolina leads 4-0-0

Year	Site/Bowl	AP Rank BC NC	Winner	Score
1981	Chapel Hill		North Carolina	56-14
1984	Foxboro	10	Boston College	52-20
2004	Continental Tire	25	Boston College	37-24
2005	Chapel Hill	19	North Carolina	16-14
2008	Chapel Hill	23	North Carolina	45-24
2009	Chestnut Hill		North Carolina	31-13
2013	Chapel Hill		North Carolina	34-10

## BOSTON COLLEGE vs. NC STATE

**SERIES**.....Boston College leads 8-4-0  
**at Chestnut Hill**.....Boston College leads 5-1-0  
**at Fenway Park**.....Boston College leads 1-0-0  
**at Raleigh**.....NC State leads 3-2-0  
**In ACC Play**.....Boston College leads 7-3-0

Year	Site/Bowl	AP Rank BC NCS	Winner	Score
1936	Fenway Park		Boston College	7-3
1937	Chestnut Hill		NC State	12-7
2005	Chestnut Hill		Boston College	30-10
2006	Raleigh	20	NC State	17-15
2007	Chestnut Hill		Boston College	37-17
2008	Raleigh		Boston College	38-31
2009	Chestnut Hill		Boston College	52-20
2010	Raleigh		NC State	44-17
2011	Chestnut Hill		Boston College	14-10
2012	Raleigh		NC State	27-10
2013	Chestnut Hill		Boston College	38-21
2014	Raleigh		Boston College	30-14

## BOSTON COLLEGE vs. PITTSBURGH

**SERIES**.....Pitt leads 17-13-0  
**at Chestnut Hill**.....Pitt leads 8-7-0  
**at Pittsburgh**.....Pitt leads 9-6-0  
**In ACC play**.....Pitt leads 1-0-0

Year	Site/Bowl	AP Rank BC Pitt	Winner	Score
1959	Chestnut Hill		Pittsburgh	22-14
1970	Pittsburgh		Boston College	21-6
1971	Chestnut Hill		Boston College	40-22
1972	Pittsburgh		Pittsburgh	35-20
1973	Chestnut Hill		Pittsburgh	28-14
1974	Pittsburgh		Pittsburgh	35-11
1977	Chestnut Hill	16	Pittsburgh	45-7
1978	Chestnut Hill	9	Pittsburgh	32-15
1979	Pittsburgh		Pittsburgh	28-7
1980	Pittsburgh	3	Pittsburgh	14-6
1981	Chestnut Hill	2	Pittsburgh	29-24
1985	Pittsburgh		Boston College	29-22
1987	Pittsburgh		Boston College	13-10
1988	Chestnut Hill		Boston College	34-31
1989	Chestnut Hill	23	Pittsburgh	29-10
1990	Pittsburgh	17	Pittsburgh	29-6
1991	Chestnut Hill		Boston College	38-12
1993	Pittsburgh	22	Boston College	33-0
1994	Pittsburgh		Boston College	21-9
1995	Chestnut Hill		Boston College	17-0
1996	Pittsburgh		Pittsburgh	20-13
1997	Chestnut Hill		Boston College	22-21
1998	Pittsburgh		Boston College	23-15
1999	Chestnut Hill		Boston College	20-16
2000	Three Rivers		Pittsburgh	42-26
2001	Chestnut Hill		Boston College	45-7
2002	Pittsburgh		Pittsburgh .. (ot) 19-16	
2003	Chestnut Hill	23	Pittsburgh ..	241996-13
2004	Pittsburgh		Pittsburgh .. (ot) 20-17	
2014	Chestnut Hill		Pittsburgh	30-20

## BOSTON COLLEGE vs. SYRACUSE

**SERIES**.....Syracuse leads 29-19-0  
**at Syracuse**.....Syracuse leads 19-5-0  
**at Fenway Park**.....Boston College leads 1-0-0  
**at Chestnut Hill**.....Boston College Leads 12-10-0  
**at Ithaca, N.Y.**.....Boston College Leads 1-0-0  
**Neutral Site/Bowl**.....0-0-0  
**In ACC Play**.....Boston College leads 1-0-0

Year	Site/Bowl	AP Rank BC Syr	Winner	Score
1920	Syracuse		Syracuse	10-0
1944	Fenway Park		Boston College	19-12
1958	Syracuse		Syracuse	24-14
1961	Chestnut Hill		Syracuse	28-13
1962	Syracuse		Syracuse	12-0
1963	Syracuse		Syracuse	32-21
1964	Chestnut Hill		Boston College	21-14
1965	Syracuse		Syracuse	21-13
1966	Chestnut Hill		Syracuse	30-0
1967	Chestnut Hill		Syracuse	32-20
1969	Syracuse		Boston College	35-10
1971	Syracuse		Boston College	10-3
1972	Chestnut Hill		Boston College	37-0
1973	Syracuse		Syracuse	24-13
1974	Chestnut Hill		Boston College	45-0
1975	Syracuse		Syracuse	22-14
1976	Chestnut Hill		Boston College	28-14
1977	Syracuse		Syracuse	20-3
1978	Chestnut Hill		Syracuse	37-23
1979	Ithaca, N.Y.		Boston College	27-10
1980	Chestnut Hill		Boston College	27-16
1981	Syracuse		Syracuse	27-17
1982	Chestnut Hill		Boston College	20-13
1983	Syracuse		Syracuse	21-10
1984	Chestnut Hill		Boston College	24-16
1985	Syracuse		Syracuse	41-21
1986	Chestnut Hill		Boston College	27-9
1987	Syracuse		Syracuse	45-17
1988	Chestnut Hill		Syracuse	45-20
1989	Syracuse		Syracuse	23-11
1990	Chestnut Hill		Syracuse	35-6
1991	Syracuse		Syracuse	38-16
1992	Chestnut Hill		Syracuse	27-10
1993	Syracuse		Boston College	33-29
1994	Chestnut Hill		Boston College	31-0
1995	Syracuse		Syracuse	58-29
1996	Chestnut Hill		Syracuse	45-17
1997	Syracuse		Syracuse	20-13
1998	Chestnut Hill		Syracuse	42-25
1999	Syracuse		Boston College	24-23
2000	Chestnut Hill		Boston College	20-13
2001	Syracuse		Syracuse	39-28
2002	Chestnut Hill		Boston College	41-20
2003	Syracuse		Syracuse	39-14
2004	Chestnut Hill		Syracuse	43-17
2010	Syracuse		Boston College	16-7
2013	Syracuse		Syracuse	34-31
2014	Chestnut Hill		Boston College	28-7

## BOSTON COLLEGE vs. VIRGINIA

**SERIES**.....Boston College leads 5-0-0  
**at Chestnut Hill**.....Boston College leads 3-0-0  
**at Charlottesville**.....Boston College leads 1-0-0  
**Neutral Site/Bowls**.....Boston College leads 1-0-0  
**In ACC Play**.....Boston College leads 3-0-0

Year	Site/Bowl	AP Rank BC VA	Winner	Score
1963	Chestnut Hill		Boston College	30-21
1994	Carquest Bowl	15	Boston College	31-13
2005	Chestnut Hill	18 25	Boston College	28-17
2009	Charlottesville		Boston College	14-10
2010	Chestnut Hill		Boston College	17-13

## BOSTON COLLEGE vs. VIRGINIA TECH

**SERIES**.....Virginia Tech leads 15-8-0  
**at Chestnut Hill**.....Virginia Tech leads 7-4-0  
**at Blacksburg**.....Virginia Tech leads 6-4-0  
**Neutral Site/Bowls**.....Virginia Tech leads 2-0-0  
**In ACC Play**.....Virginia Tech leads 7-5-0

Year	Site/Bowl	AP Rank BC VT	Winner	Score
1993	Chestnut Hill	25	Boston College	48-34
1994	Chestnut Hill	18	Virginia Tech	12-7
1995	Blacksburg	20	Boston College	20-14
1996	Chestnut Hill	19	Virginia Tech	45-7
1997	Blacksburg	23	Virginia Tech	17-7
1998	Chestnut Hill	17	Virginia Tech	17-0
1999	Blacksburg	22	Virginia Tech	38-14
2000	Chestnut Hill	4	Virginia Tech	48-34
2001	Blacksburg	6	Virginia Tech	34-20
2002	Chestnut Hill	4	Virginia Tech	28-23
2003	Blacksburg	12	Boston College	34-27
2005	Blacksburg	13 3	Virginia Tech	30-10
2006	Chestnut Hill	22	Boston College	22-3
2007				

# ACC SERIES RECORDS



at Fenwick Park..... Boston College leads 2-0-0  
 at Braves Field..... Wake Forest leads 3-2-1  
 at Winston-Salem..... Series tied 3-3-1  
 In ACC Play..... Boston College leads 7-3-0

Year	Site/Bowl	AP Rank		Winner	Score
		BC	WF		
1941	Chestnut Hill			Boston College	26-6
1942	Fenwick Park	10		Boston College	27-0
1946	Braves Field			Wake Forest	12-6
1947	Braves Field			Wake Forest	14-13
1948	Braves Field			Boston College	26-9
1949	Braves Field			Boston College	13-7
1950	Braves Field			TIE	7-7
1951	Braves Field			Wake Forest	20-6
1952	Winston-Salem			TIE	7-7
1953	Fenwick Park			Boston College	20-7
2003	Chestnut Hill			Wake Forest	32-28
2004	Winston-Salem			Wake Forest	17-14
2005	Chestnut Hill	14		Boston College	35-30
2006	Winston-Salem	16	22	Wake Forest	21-14
2007	Chestnut Hill			Boston College	38-28
2008	Winston-Salem			Boston College	24-21
2009	Chestnut Hill			Boston College	(ot) 27-24
2010	Winston-Salem			Boston College	23-13
2011	Chestnut Hill			Wake Forest	27-19
2012	Winston-Salem			Wake Forest	28-14
2013	Chestnut Hill			Boston College	24-10
2014	Winston-Salem			Boston College	23-17

## CLEMSON vs. DUKE

SERIES..... Clemson leads 36-16-1  
 at Clemson..... Clemson leads 19-4-1  
 at Durham..... Clemson leads 15-12-0  
 Neutral Site/Bowls..... Clemson leads 2-0-0  
 In ACC Play..... Clemson leads 36-13-1

Year	Site/Bowl	AP Rank		Winner	Score
		CU	DU		
1934	Durham			Duke	20-6
1935	Durham			Duke	38-12
1936	Durham			Duke	25-0
1957	Durham	14	11	Duke	7-6
1959	Clemson	10		Clemson	6-0
1960	Durham			Duke	21-6
1961	Durham			Clemson	17-7
1962	Clemson			Duke	16-0
1963	Durham			Duke	35-30
1965	Durham			Clemson	3-2
1966	Clemson			Clemson	9-6
1967	Durham			Clemson	13-7
1968	Clemson			Clemson	39-22
1969	Durham			Duke	34-27
1970	Clemson			Duke	21-10
1971	Norfolk	14		Clemson	3-0
1972	Clemson			Duke	7-0
1973	Durham			Clemson	24-8
1974	Clemson			Duke	17-13
1975	Durham			Duke	25-24
1976	Clemson			TIE	18-18
1977	Durham			Clemson	17-11
1978	Clemson			Clemson	28-8
1979	Durham			Clemson	28-10
1980	Clemson			Duke	34-17
1981	Durham	6		Clemson	38-10
1982	Clemson	20		Clemson	49-14
1983	Durham			Clemson	38-31
1984	Clemson			Clemson	54-21
1985	Durham			Clemson	21-9
1986	Clemson	17		Clemson	35-3
1987	Clemson	7		Clemson	17-10
1988	Clemson	11		Clemson	49-17
1989	Durham	7		Duke	21-17
1990	Clemson	19		Clemson	26-7
1991	Tokyo	13		Clemson	33-21
1992	Clemson			Clemson	21-6
1993	Durham			Clemson	13-10
1994	Durham	25		Duke	19-13
1995	Clemson	24		Clemson	34-17
1996	Durham			Clemson	13-6
1997	Clemson			Clemson	(ot) 29-20
1998	Durham			Duke	28-23
1999	Clemson			Clemson	58-7
2000	Durham	7		Clemson	52-22
2001	Clemson			Clemson	59-31
2002	Durham			Clemson	34-31
2003	Clemson			Clemson	40-7
2004	Durham			Duke	16-13
2005	Clemson			Clemson	49-20
2007	Durham	25		Clemson	47-10
2008	Clemson			Clemson	31-7
2012	Durham	10		Clemson	56-20

## CLEMSON vs. FLORIDA STATE

SERIES..... Florida State leads 20-8-0  
 at Clemson..... Florida State leads 8-5-0  
 at Tallahassee..... Florida State leads 12-3-0  
 In ACC Play..... Florida State leads 17-6-0

Year	Site/Bowl	AP Rank		Winner	Score
		CU	FS		
1970	Tallahassee			Florida State	38-13
1975	Clemson			Florida State	43-7
1976	Tallahassee			Clemson	15-12
1988	Clemson	3	10	Florida State	24-21
1989	Tallahassee	10	16	Clemson	34-23
1992	Clemson	15	5	Florida State	24-20
1993	Tallahassee	21	1	Florida State	57-0
1994	Tallahassee	10		Florida State	17-0
1995	Clemson			Florida State	45-26
1996	Tallahassee			Florida State	34-3
1997	Clemson	16	5	Florida State	35-28

1998	Tallahassee	7		Florida State	48-0
1999	Clemson	1		Florida State	17-14
2000	Tallahassee	10	4	Florida State	54-7
2001	Clemson	14		Florida State	41-27
2002	Tallahassee	11		Florida State	48-31
2003	Clemson	3		Clemson	26-10
2004	Tallahassee	8		Florida State	41-22
2005	Clemson	17		Clemson	35-14
2006	Tallahassee	9		Clemson	27-20
2007	Clemson	19		Clemson	24-18
2008	Tallahassee	24		Florida State	41-27
2009	Clemson			Clemson	40-24
2010	Tallahassee			Florida State	16-13
2011	Clemson	21	11	Clemson	35-30
2012	Tallahassee	10	4	Florida State	49-37
2013	Clemson	3	5	Florida State	51-14
2014	Tallahassee	22	1	Florida State	23-17 (ot)

## CLEMSON vs. GEORGIA TECH

SERIES..... Georgia Tech leads 50-27-2  
 Clemson's record..... 27-51-2  
 (Difference is 2009 vacated game)  
 at Clemson..... Clemson leads 12-6-0  
 at Atlanta..... Georgia Tech leads 44-13-2  
 Neutral Site/Bowls..... Clemson leads 2-1-0  
 In ACC Play..... Series tied 16-16-0

Year	Site/Bowl	AP Rank		Winner	Score
		CU	GT		
1898	Augusta			Clemson	23-0
1899	Greenville			Clemson	41-5
1902	Atlanta			Clemson	44-5
1903	Atlanta			Clemson	73-0
1904	Atlanta			TIE	11-11
1905	Atlanta			Georgia Tech	17-12
1906	Atlanta			Clemson	10-0
1907	Atlanta			Clemson	6-5
1908	Atlanta			Georgia Tech	30-6
1909	Atlanta			Georgia Tech	29-3
1910	Atlanta			Georgia Tech	34-0
1911	Atlanta			Georgia Tech	31-0
1912	Atlanta			Georgia Tech	23-0
1913	Atlanta			Georgia Tech	34-0
1914	Atlanta			Georgia Tech	26-6
1918	Atlanta			Georgia Tech	28-0
1919	Atlanta			Georgia Tech	28-0
1920	Atlanta			Georgia Tech	7-0
1921	Atlanta			Georgia Tech	48-7
1922	Atlanta			Georgia Tech	21-7
1932	Atlanta			Georgia Tech	32-4
1933	Atlanta			Georgia Tech	39-2
1934	Atlanta			Georgia Tech	12-7
1936	Atlanta			Clemson	14-13
1937	Atlanta			Georgia Tech	7-0
1943	Atlanta	15		Georgia Tech	41-6
1944	Atlanta			Georgia Tech	51-0
1945	Atlanta			Clemson	21-7
1953	Atlanta	6		Georgia Tech	20-7
1958	Atlanta	17		Georgia Tech	13-0
1959	Atlanta	6	7	Georgia Tech	16-6
1962	Atlanta			Georgia Tech	26-9
1963	Atlanta			Georgia Tech	27-0
1964	Atlanta			Georgia Tech	14-7
1965	Atlanta			Georgia Tech	38-6
1966	Atlanta			Georgia Tech	13-12
1967	Atlanta			Georgia Tech	10-0
1968	Atlanta			Georgia Tech	24-21
1969	Atlanta	15		Clemson	21-10
1970	Atlanta			Georgia Tech	28-7
1971	Atlanta			Georgia Tech	24-14
1972	Atlanta			Georgia Tech	31-9
1973	Atlanta			Georgia Tech	29-21
1974	Clemson			Clemson	21-17
1975	Atlanta			Georgia Tech	33-28
1976	Atlanta			TIE	24-24
1977	Atlanta			Clemson	31-14
1983	Clemson			Clemson	41-14
1984	Atlanta	13	18	Georgia Tech	28-21
1985	Clemson			Georgia Tech	14-3
1986	Atlanta			Clemson	27-3
1987	Clemson	9		Clemson	33-12
1988	Atlanta	12		Clemson	30-13
1989	Clemson	14		Georgia Tech	30-14
1990	Atlanta	15	18	Georgia Tech	21-19
1991	Clemson	7	19	Clemson	9-7
1992	Atlanta	16	19	Georgia Tech	20-16
1993	Clemson			Clemson	16-13
1994	Clemson			Clemson	20-10
1995	Atlanta			Clemson	24-3
1996	Clemson	22		Clemson	28-25
1997	Atlanta	17		Georgia Tech	23-20
1998	Clemson	22		Georgia Tech	24-21
1999	Atlanta	13		Georgia Tech	45-42
2000	Clemson	5		Georgia Tech	31-28
2001	Atlanta	9		Clemson	(ot) 47-44
2002	Clemson			Clemson	24-19
2003	Atlanta			Clemson	39-3
2004	Clemson	20		Georgia Tech	28-24
2005	Atlanta			Georgia Tech	10-9
2006	Clemson	13	12	Clemson	31-7
2007	Atlanta	13		Georgia Tech	13-3
2008	Clemson			Georgia Tech	21-17
2009	Atlanta	15		Georgia Tech	30-27
2009	#ACC Champ*	25	12	Georgia Tech	39-34

\*Tampa, Fla. \*win vacated due to NCAA sanctions, included in series record.

## CLEMSON vs. LOUISVILLE

SERIES..... Clemson leads 1-0-0  
 at Clemson..... Clemson leads 1-0-0  
 at Louisville..... NA  
 Neutral Site/Bowls..... NA  
 In ACC Play..... Clemson leads 1-0-0

Year	Site/Bowl	AP Rank	Winner	Score
2014	Clemson		Clemson	23-17

## CLEMSON vs. MIAMI

SERIES..... Miami leads 6-3-0  
 at Clemson..... Miami leads 2-0-0  
 at Miami..... Miami leads 3-2-0  
 Neutral Site/Bowls..... Series tied 1-1-0  
 In ACC Play..... Series tied 2-2-0

Year	Site/Bowl	AP Rank		Winner	Score
		CU	MI		
1945	Miami			Miami	7-6
1950	Orange Bowl	10	15	Clemson	15-14
1951	Gator Bowl	19		Miami	14-0
1953	Miami			Miami	39-7
1956	Miami	12	8	Miami	21-0
2004	Miami			Clemson	(ot) 24-17
2005	Clemson	20	13	Miami	(3ot) 36-30
2009	Miami			Clemson	(ot) 40-37
2010	Clemson	16		Miami	30-21

## CLEMSON vs. NORTH CAROLINA

SERIES..... Clemson leads 36-19-1  
 at Clemson..... Clemson leads 19-7-0  
 at Chapel Hill..... Clemson leads 15-11-1  
 Neutral Site/Bowls..... Clemson leads 2-1-0  
 In ACC Play..... Clemson leads 34-16-1

Year	Site/Bowl	AP Rank		Winner	Score
		CU	NC		
1897	Chapel Hill			North Carolina	28-10
1901	Charlotte			Clemson	22-10
1903	Chapel Hill			North Carolina	11-6
1907	Columbia			Clemson	15-6
1915	Charlotte			North Carolina	9-7
1957	Chapel Hill			North Carolina	26-0
1958	Clemson			Clemson	26-21
1959	Chapel Hill	18	12	Clemson	20-18
1960	Clemson			Clemson	24-0
1961	Chapel Hill			Clemson	27-0
1962	Clemson			Clemson	17-6
1963	Chapel Hill			Clemson	11-7
1964	Clemson			North Carolina	29-0
1965	Chapel Hill			North Carolina	17-13
1966	Clemson			Clemson	27-3
1967	Chapel Hill			Clemson	17-0
1968	Clemson			Clemson	24-14
1969	Chapel Hill			North Carolina	32-15
1970	Clemson			North Carolina	42-7
1971	Chapel Hill			North Carolina	26-13
1972	Clemson			North Carolina	26-10
1973	Chapel Hill			Clemson	37-29
1974	Clemson			Clemson	54-32
1975	Chapel Hill			Clemson	38-35
1976	Clemson			North Carolina	27-23
1977	Chapel Hill	13		TIE	13-13
1978	Clemson	15		Clemson	13-9
1979	Chapel Hill	18		Clemson	19-10
1980	Clemson			North Carolina	24-19
1981	Chapel Hill	2	8	Clemson	10-8
1982	Clemson	13	18	Clemson	16-13
1983	Chapel Hill				



# ACC SERIES RECORDS

1906	Columbia	TIE	0-0
1926	Clemson	Clemson	7-3
1927	Raleigh	NC State	18-6
1928	Florence	Clemson	7-0
1929	Florence	Clemson	26-0
1930	Charlotte	Clemson	27-0
1931	Charlotte	Clemson	6-0
1932	Raleigh	NC State	13-0
1933	Clemson	Clemson	9-0
1934	Raleigh	Clemson	12-6
1939	Charlotte	Clemson	25-6
1940	Charlotte	Clemson	26-7
1941	Charlotte	Clemson	27-6
1942	Charlotte	NC State	7-6
1943	Charlotte	Clemson	19-7
1944	Charlotte	Clemson	13-7
1945	Raleigh	Clemson	13-0
1946	Clemson	NC State	14-7
1947	Raleigh	NC State	18-0
1948	Clemson	Clemson	6-0
1949	Raleigh	Clemson	7-6
1950	Clemson	Clemson	27-0
1951	Raleigh	18. Clemson	6-0
1956	Raleigh	Clemson	13-7
1957	Clemson	13. NC State	13-7
1958	Raleigh	Clemson	13-6
1959	Clemson	Clemson	23-0
1961	Clemson	Clemson	20-0
1962	Raleigh	Clemson	7-0
1963	Clemson	NC State	7-3
1964	Raleigh	NC State	9-0
1965	Clemson	Clemson	21-7
1966	Raleigh	NC State	23-14
1967	Clemson	10. Clemson	14-6
1968	Raleigh	Clemson	24-19
1971	Clemson	NC State	31-23
1972	Raleigh	NC State	42-17
1973	Clemson	NC State	29-6
1974	Raleigh	15. NC State	31-10
1975	Clemson	NC State	45-7
1976	Raleigh	NC State	38-21
1977	Clemson	20. Clemson	7-3
1978	Raleigh	20. Clemson	33-10
1979	Clemson	NC State	16-13
1980	Raleigh	NC State	24-20
1981	Clemson	4. Clemson	17-7
1982	Raleigh	18. Clemson	38-29
1983	Clemson	Clemson	27-17
1984	Raleigh	Clemson	35-34
1985	Clemson	Clemson	39-10
1986	Raleigh	16. 20. NC State	27-3
1987	Clemson	7. NC State	30-28
1988	Raleigh	9. NC State	10-3
1989	Clemson	12. Clemson	30-10
1990	Raleigh	22. Clemson	24-17
1991	Clemson	19. 12. Clemson	29-19
1992	Raleigh	18. 23. NC State	20-6
1993	Clemson	24. Clemson	20-14
1994	Clemson	22. NC State	29-12
1995	Raleigh	Clemson	43-22
1996	Clemson	Clemson	40-17
1997	Raleigh	19. Clemson	19-17
1998	Clemson	NC State	46-39
1999	Raleigh	NC State	35-31
2000	Clemson	5. Clemson	34-27
2001	Raleigh	16. Clemson	45-37
2002	Clemson	12. NC State	38-6
2003	Raleigh	NC State	17-15
2004	Clemson	Clemson	26-20
2005	Raleigh	Clemson	31-10
2006	Clemson	Clemson	20-14
2007	Raleigh	19. Clemson	42-20
2008	Clemson	Clemson	27-9
2009	Raleigh	24. Clemson	43-23
2010	Clemson	23. Clemson	14-13
2011	Raleigh	7. NC State	37-13
2012	Clemson	11. Clemson	62-48
2013	Raleigh	3. Clemson	26-14
2014	Clemson	Clemson	41-0

### CLEMSON vs. PITTSBURGH

SERIES.....Pittsburgh leads 1-0-0  
Neutral Sites/Bowl Games.....Pittsburgh leads 1-0-0  
AP Rank

Year	Site/Bowl	CU	Pitt	Winner	Score
1977	Jacksonville, Fla.	11	10	Pittsburgh	34-3
	Gator Bowl				

### CLEMSON vs. SYRACUSE

SERIES.....Clemson leads 2-1-0  
at Syracuse.....Clemson leads 1-0-0  
at Clemson.....Clemson leads 1-0-0  
Neutral Sites/Bowl Games.....Syracuse leads 1-0-0  
AP Rank

Year	Site/Bowl	CU	Syr	Winner	Score
1996	Toyota Gator			Syracuse	41-0
	Jacksonville, Fla.				
2013	Syracuse	3		Clemson	49-14
2014	Syracuse	21		Clemson	16-6

### CLEMSON vs. VIRGINIA

SERIES.....Clemson leads 38-8-1  
at Clemson.....Clemson leads 20-3-1  
at Charlottesville.....Clemson leads 17-5-0  
Neutral Site/Bowls.....Clemson leads 1-0-0  
In ACC Play.....Clemson leads 38-8-1  
AP Rank

Year	Site/Bowl	CU	VA	Winner	Score
1955	Charlottesville			Clemson	20-7
1956	Clemson			Clemson	7-0

1957	Charlottesville	Clemson	20-6
1958	Clemson	15. Clemson	20-15
1959	Charlottesville	5. Clemson	47-0
1960	Clemson	8. Clemson	21-7
1963	Charlottesville	Clemson	35-0
1964	Clemson	Clemson	29-7
1965	Charlottesville	Clemson	20-14
1966	Clemson	Clemson	40-35
1969	Charlottesville	Clemson	21-14
1970	Clemson	Clemson	27-17
1971	Richmond	Clemson	32-15
1972	Clemson	Clemson	37-21
1973	Clemson	Clemson	32-27
1974	Clemson	Clemson	28-9
1977	Clemson	Clemson	31-0
1978	Charlottesville	Clemson	30-14
1979	Clemson	Clemson	17-7
1980	Charlottesville	Clemson	27-24
1981	Clemson	9. Clemson	27-0
1982	Charlottesville	Clemson	48-0
1983	Clemson	Clemson	42-21
1984	Charlottesville	3. Clemson	55-0
1985	Clemson	Clemson	27-24
1986	Charlottesville	20. Clemson	31-17
1987	Clemson	8. Clemson	38-21
1988	Charlottesville	11. Clemson	10-7
1989	Clemson	15. Clemson	34-20
1990	Charlottesville	9. 14. Virginia	20-7
1991	Clemson	18. TIE	20-20
1992	Charlottesville	25. 10. Clemson	29-28
1993	Clemson	18. Clemson	23-14
1994	Charlottesville	Virginia	9-6
1995	Clemson	11. Virginia	22-3
1996	Charlottesville	15. Clemson	24-16
1997	Clemson	Virginia	21-7
1998	Charlottesville	10. Virginia	20-18
1999	Clemson	23. Clemson	33-14
2000	Charlottesville	11. Clemson	31-10
2001	Clemson	19. Virginia	26-24
2002	Charlottesville	Virginia	22-17
2003	Clemson	25. Clemson (ot)	30-27
2004	Charlottesville	10. Virginia	30-10
2008	Charlottesville	Clemson	13-3
2009	Clemson	18. Clemson	34-21
2013	Charlottesville	9. Clemson	59-10

### CLEMSON vs. VIRGINIA TECH

SERIES.....Clemson leads 20-12-1  
at Clemson.....Clemson leads 9-7-1  
at Blacksburg.....Clemson leads 8-3-0  
Neutral Site/Bowls.....Clemson leads 3-2-0  
In ACC Play.....Clemson leads 3-2-0

Year	Site/Bowl	AP Rank CU	VT	Winner	Score
1900	Charlotte			Clemson	12-5
1901	Columbia, SC			Virginia Tech	17-11
1906	Clemson			TIE	0-0
1908	Clemson			Virginia Tech	6-0
1909	Blacksburg			Virginia Tech	6-0
1923	Blacksburg			Virginia Tech	25-6
1924	Clemson			Virginia Tech	50-6
1935	Blacksburg			Clemson	28-7
1936	Clemson			Clemson	20-0
1945	Clemson			Clemson	35-0
1946	Blacksburg			Clemson	14-7
1954	Clemson			Virginia Tech	18-7
1955	Roanoke			Clemson	21-16
1956	Clemson	13. 15		Clemson	21-6
1960	Clemson	7		Clemson	13-7
1977	Blacksburg			Clemson	31-13
1978	Clemson			Clemson	38-7
1979	Blacksburg			Clemson	21-0
1980	Clemson			Clemson	13-10
1984	Clemson			Clemson	17-10
1985	Blacksburg			Clemson	20-17
1986	Clemson			Virginia Tech	20-14
1987	Blacksburg	10		Clemson	22-10
1988	Clemson	4		Clemson	40-7
1989	Blacksburg	7		Clemson	27-7
1998	Clemson			Virginia Tech	37-0
1999	Blacksburg	8		Virginia Tech	31-11
2001	Gator Bowl	16	6	Virginia Tech	41-20
2006	Blacksburg	10		Virginia Tech	24-7
2007	Clemson	22	15	Virginia Tech	41-23
2011	Blacksburg	13	11	Clemson	23-3
2011	Charlotte	21	5	Clemson	38-10
2012	Clemson	14		Clemson	38-17

### CLEMSON vs. WAKE FOREST

SERIES.....Clemson leads 62-17-1  
at Clemson.....Clemson leads 36-7-0  
at Winston-Salem.....Clemson leads 22-6-1  
at Old Wake Forest.....Wake Forest leads 4-1-0  
Neutral Site/Bowls.....Clemson leads 3-0-0  
In ACC Play.....Clemson leads 52-9-1

Year	Site/Bowl	AP Rank CU	WF	Winner	Score
1933	Charlotte			Clemson	13-0
1935	Clemson			Clemson	13-7
1936	Old Wake Forest			Wake Forest	6-0
1937	Clemson			Clemson	32-0
1938	Old Wake Forest			Clemson	7-0
1939	Clemson			Clemson	20-7
1940	Clemson			Clemson	39-0
1941	Clemson			Clemson	29-0
1942	Old Wake Forest			Wake Forest	19-6
1943	Clemson			Wake Forest	41-12
1944	Old Wake Forest	17		Wake Forest	13-7
1945	Clemson	16		Wake Forest	13-6
1946	Old Wake Forest			Wake Forest	19-7

1947	Clemson			Wake Forest	16-14
1948	Winston-Salem	10. 19		Clemson	21-14
1949	Clemson			Wake Forest	35-21
1950	Winston-Salem	16. 17		Clemson	13-12
1951	Clemson			Clemson	21-6
1953	Clemson			Clemson	18-0
1954	Charlotte			Clemson	32-20
1955	Clemson			Clemson	19-13
1956	Winston-Salem			Clemson	17-0
1957	Clemson			Clemson	13-6
1958	Clemson	19		Clemson	14-12
1959	Clemson	19		Clemson	33-31
1960	Winston-Salem	9		Clemson	28-7
1961	Clemson			Wake Forest	17-13
1962	Winston-Salem			Clemson	24-7
1963	Clemson			Clemson	36-0
1964	Winston-Salem			Clemson	21-2
1965	Clemson			Clemson	26-13
1966	Winston-Salem			Clemson	23-21
1967	Clemson			Clemson	23-6
1968	Winston-Salem			TIE	20-20
1969	Clemson			Clemson	28-14
1970	Winston-Salem			Wake Forest	36-20
1971	Clemson			Clemson	10-9
1972	Winston-Salem			Clemson	31-0
1973	Clemson			Clemson	35-8
1974	Winston-Salem			Clemson	21-9
1975	Clemson			Clemson	16-14
1976	Winston-Salem			Wake Forest	20-14
1977	Clemson	16		Clemson	26-0
1978	Winston-Salem	16		Clemson	51-6
1979	Clemson		14	Clemson	31-0
1980	Winston-Salem			Clemson	35-33
1981	Clemson	3		Clemson	82-24
1982	Tokyo	10		Clemson	21-17
1983	Clemson			Clemson	24-17
1984	Clemson			Clemson	37-14
1985	Clemson			Clemson	26-10
1986	Winston-Salem			Clemson	28-20
1987	Clemson	14		Clemson	31-17
1988	Winston-Salem	15		Clemson	38-21
1989	Clemson	22		Clemson	44-10
1990	Winston-Salem	19		Clemson	24-6
1991	Clemson	16		Clemson	28-10
1992	Winston-Salem			Wake Forest	18-15
1993	Clemson			Wake Forest	20-16
1994	Clemson			Clemson	24-8
1995	Winston-Salem			Clemson	29-14
1996	Clemson			Clemson	21-10
1997	Winston-Salem			Clemson	33-16
1998	Clemson			Wake Forest	29-19
1999	Winston-Salem			Clemson	12-3
2000	Clemson	16		Clemson	55-7
2001	Winston-Salem			Clemson	21-14
2002	Clemson			Wake Forest	31-23
2003	Winston-Salem			Wake Forest	45-17
2004	Clemson	15		Clemson (2ot)	37-30
2005	Winston-Salem			Wake Forest	31-27
2006	Winston-Salem	15		Clemson	27-17
2007	Clemson	20		Clemson	44-10
2008	Winston-Salem	21		Wake Forest	12-7
2009	Clemson			Clemson	38-3
2010	Winston-Salem	9		Clemson	30-10
2011	Clemson	9		Clemson	31-28
2012	Winston-Salem	14		Clemson	42-13
2013	Clemson	3		Clemson	56-7
2014	Winston-Salem	19		Clemson	34-20

### DUKE vs. FLORIDA STATE

SERIES.....Florida State leads 19-0-0  
at Durham.....Florida State leads 7-0-0  
at Tallahassee.....Florida State leads 9-0-0  
Neutral Site/Bowls.....Florida State leads 3-0-0  
In ACC Play.....Florida State leads 19-0-0

Year	Site/Bowl	AP Rank DU	FSU	Winner	Score
1992	Tallahassee	4		Florida State	48-21
1993	Durham	1		Florida State	45-7
1994	Tallahassee	16	9	Florida State	59-20
1995	Orlando	1		Florida State	70-26
1996	Tallahassee	3		Florida State	44-7
1997	Durham	4		Florida State	51-27



1939	Atlanta	12	Duke	7-6
1940	Durham	18	Duke	41-7
1941	Atlanta	4	Duke	14-0
1942	Durham	5	Georgia Tech	26-7
1943	Atlanta	8	Duke	14-7
1944	Durham	5	Duke	19-13
1945	Atlanta	18	Duke	14-6
1946	Durham	19	Georgia Tech	14-0
1947	Atlanta	9	Georgia Tech	7-0
1948	Durham	6	Georgia Tech	19-7
1949	Atlanta	7	Duke	27-14
1950	Durham	3	Duke	30-21
1951	Atlanta	5	TIE	14-14
1952	Durham	6	Georgia Tech	28-7
1953	Atlanta	15	Georgia Tech	13-10
1954	Durham	16	Duke	21-20
1955	Atlanta	17	Georgia Tech	7-0
1956	Durham	12	Georgia Tech	27-0
1957	Atlanta	7	Georgia Tech	13-0
1958	Durham	7	Georgia Tech	19-8
1959	Atlanta	9	Duke	10-7
1960	Durham	15	Duke	6-0
1961	Atlanta	7	Georgia Tech	21-0
1962	Durham	7	Georgia Tech	20-9
1963	Atlanta	7	Georgia Tech	30-6
1964	Durham	8	Georgia Tech	21-8
1965	Atlanta	6	Georgia Tech	35-23
1966	Durham	6	Georgia Tech	48-7
1967	Atlanta	7	Georgia Tech	19-7
1968	Durham	7	Duke	46-30
1969	Atlanta	7	Georgia Tech	20-7
1970	Durham	7	Georgia Tech	24-16
1971	Atlanta	7	Georgia Tech	21-0
1972	Durham	7	Duke	20-14
1973	Atlanta	7	Georgia Tech	12-10
1974	Durham	7	Duke	9-0
1975	Atlanta	7	Georgia Tech	21-6
1976	Durham	7	Duke	31-7
1977	Atlanta	7	Duke	25-24
1978	Durham	7	Duke	28-10
1979	Atlanta	7	Georgia Tech	24-14
1980	Durham	7	Duke	17-12
1981	Atlanta	7	Duke	38-24
1982	Atlanta	7	Duke	38-21
1983	Durham	7	Duke	32-26
1984	Atlanta	7	Georgia Tech	31-3
1985	Durham	7	Georgia Tech	9-0
1986	Atlanta	7	Georgia Tech	34-6
1987	Durham	7	Duke	48-14
1988	Atlanta	7	Duke	31-21
1989	Durham	7	Duke	30-19
1990	Atlanta	16	Georgia Tech	48-31
1991	Durham	7	Georgia Tech	17-6
1992	Atlanta	7	Georgia Tech	20-17
1993	Durham	7	Georgia Tech	47-14
1994	Atlanta	7	Duke	27-12
1995	Durham	7	Georgia Tech	37-21
1996	Atlanta	7	Georgia Tech	48-22
1997	Durham	7	Georgia Tech	41-38
1998	Atlanta	7	Georgia Tech	41-13
1999	Durham	8	Georgia Tech	38-31
2000	Atlanta	7	Georgia Tech	45-10
2001	Durham	17	Georgia Tech	37-10
2002	Atlanta	7	Georgia Tech	17-2
2003	Durham	7	Duke	41-17
2004	Atlanta	7	Georgia Tech	24-7
2005	Durham	7	Georgia Tech	35-10
2006	Atlanta	18	Georgia Tech	49-21
2007	Durham	7	Georgia Tech	41-24
2008	Atlanta	7	Georgia Tech	27-0
2009	Durham	7	Georgia Tech	49-10
2010	Atlanta	7	Georgia Tech	30-20
2011	Durham	7	Georgia Tech	38-31
2012	Atlanta	7	Georgia Tech	42-24
2013	Durham	7	Georgia Tech	38-14
2014	Atlanta	22	Duke	31-25

## DUKE vs. MIAMI

**SERIES**.....Miami leads 10-2-0 at Durham.....Miami leads 5-1-0 at Miami (includes Miami Gardens).....Miami leads 5-1-0 in ACC Play.....Miami leads 9-1-0

Year	Site/Bowl	AP Rank	Winner	Score
1976	Miami	DU MIA	Duke	20-7
1983	Durham	15	Miami	56-17
2005	Miami	9	Miami	52-7
2006	Durham		Miami	20-15
2007	Miami		Miami	24-14
2008	Durham		Miami	49-31
2009	Miami	21	Miami	34-16
2010	Durham		Miami	28-13
2011	Miami		Miami	49-14
2012	Durham		Miami	52-45
2013	Durham	24	Duke	48-30
2014	Miami		Miami	22-10

## DUKE vs. NORTH CAROLINA

**SERIES**.....North Carolina leads 59-37-4 at Durham.....North Carolina leads 29-17-2 at Chapel Hill.....North Carolina leads 30-18-2 Neutral Site/Bowls.....Duke leads 2-0-0 in ACC Play.....North Carolina leads 42-19-1

**NOTE** — The series totals listed in this media guide do not include an 1889 game in Durham that both schools claim as a forfeit victory.

Year	Site/Bowl	AP Rank	Winner	Score
1888	Raleigh	DU NC	Duke	16-0
1889	Raleigh		Duke	25-17

1889	Durham	Disputed	1-0 (F)	
1891	Chapel Hill	Duke	6-4	
1892	Chapel Hill	North Carolina	24-0	
1893	Durham	Duke	6-4	
1894	Chapel Hill	North Carolina	28-0	
1922	Chapel Hill	North Carolina	20-0	
1923	Durham	North Carolina	14-6	
1924	Chapel Hill	North Carolina	6-0	
1925	Durham	North Carolina	41-0	
1926	Chapel Hill	North Carolina	6-0	
1927	Durham	North Carolina	18-0	
1928	Chapel Hill	North Carolina	14-7	
1929	Durham	North Carolina	48-7	
1930	Chapel Hill	TIE	0-0	
1931	Durham	TIE	0-0	
1932	Chapel Hill	Duke	7-0	
1933	Durham	Duke	21-0	
1934	Chapel Hill	North Carolina	7-0	
1935	Durham	Duke	25-0	
1936	Chapel Hill	Duke	27-7	
1937	Durham	North Carolina	14-6	
1938	Chapel Hill	Duke	14-0	
1939	Durham	Duke	13-3	
1940	Chapel Hill	North Carolina	6-3	
1941	Durham	Duke	20-0	
1942	Chapel Hill	TIE	13-13	
1943	Durham	Duke	14-7	
1943	Chapel Hill	Duke	27-6	
1944	Chapel Hill	Duke	33-0	
1945	Durham	Duke	14-7	
1946	Chapel Hill	North Carolina	22-7	
1947	Durham	North Carolina	21-0	
1948	Chapel Hill	North Carolina	20-0	
1949	Durham	North Carolina	21-20	
1950	Chapel Hill	Duke	7-0	
1951	Durham	Duke	19-7	
1952	Chapel Hill	Duke	34-0	
1953	Durham	Duke	35-20	
1954	Chapel Hill	Duke	47-12	
1955	Durham	Duke	6-0	
1956	Chapel Hill	Duke	21-6	
1957	Durham	North Carolina	21-13	
1958	Chapel Hill	Duke	7-6	
1959	Durham	North Carolina	50-0	
1960	Chapel Hill	North Carolina	7-6	
1961	Durham	Duke	6-3	
1962	Chapel Hill	Duke	16-14	
1963	Durham	North Carolina	16-14	
1964	Chapel Hill	North Carolina	21-15	
1965	Durham	Duke	34-7	
1966	Chapel Hill	Duke	41-25	
1967	Durham	North Carolina	20-9	
1968	Chapel Hill	North Carolina	25-14	
1969	Durham	Duke	17-13	
1970	Chapel Hill	North Carolina	59-34	
1971	Durham	North Carolina	38-0	
1972	Chapel Hill	North Carolina	14-0	
1973	Durham	Duke	27-10	
1974	Chapel Hill	North Carolina	14-13	
1975	Durham	TIE	17-17	
1976	Chapel Hill	North Carolina	39-38	
1977	Durham	North Carolina	16-3	
1978	Chapel Hill	North Carolina	16-15	
1979	Durham	North Carolina	37-16	
1980	Chapel Hill	North Carolina	44-21	
1981	Durham	15	North Carolina	31-10
1982	Durham	12	Duke	23-17
1983	Chapel Hill	North Carolina	34-27	
1984	Durham	North Carolina	17-15	
1985	Chapel Hill	Duke	23-21	
1986	Durham	North Carolina	42-35	
1987	Chapel Hill	Duke	25-10	
1988	Durham	Duke	35-29	
1989	Chapel Hill	25	Duke	41-0
1990	Durham	North Carolina	24-22	
1991	Chapel Hill	North Carolina	47-14	
1992	Durham	21	North Carolina	31-28
1993	Chapel Hill	13	North Carolina	38-24
1994	Durham	24	North Carolina	41-40
1995	Chapel Hill	North Carolina	28-24	
1996	Durham	13	North Carolina	27-10
1997	Chapel Hill	8	North Carolina	50-14
1998	Durham	North Carolina	28-6	
1999	Chapel Hill	North Carolina	38-0	
2000	Durham	North Carolina	59-21	
2001	Chapel Hill	North Carolina	52-17	
2002	Durham	North Carolina	23-21	
2003	Chapel Hill	Duke	30-22	
2004	Durham	North Carolina	40-17	
2005	Chapel Hill	North Carolina	24-21	
2006	Durham	North Carolina	45-44	
2007	Chapel Hill	North Carolina	20-14 ot	
2008	Durham	North Carolina	28-20	
2009	Chapel Hill	North Carolina	19-6	
2010	Durham	North Carolina	24-19	
2011	Chapel Hill	North Carolina	37-21	
2012	Durham	24	Duke	33-30
2013	Chapel Hill	Duke	27-25	
2014	Durham	25	North Carolina	45-20

## DUKE vs. NC STATE

**SERIES**.....Duke leads 41-36-5 at Durham.....Duke leads 24-17-1 at Raleigh.....NC State leads 19-17-4 in ACC Play.....NC State leads 29-21-4

Year	Site/Bowl	AP Rank	Winner	Score
1924	Raleigh	DU NCS	NC State	14-0
1925	Durham		NC State	13-0
1926	Raleigh		NC State	26-19
1927	Durham		NC State	20-18
1928	Raleigh		Duke	14-12

1929	Durham	Duke	19-12		
1930	Raleigh	Duke	18-0		
1931	Durham	NC State	14-0		
1932	Raleigh	NC State	6-0		
1933	Durham	Duke	7-0		
1934	Durham	Duke	32-0		
1935	Raleigh	Duke	7-0		
1936	Durham	11	Duke	13-0	
1937	Raleigh	4	Duke	20-7	
1938	Durham	8	Duke	7-0	
1939	Raleigh		Duke	28-0	
1940	Durham		Duke	42-6	
1941	Raleigh	3	Duke	55-6	
1942	Durham		Duke	47-0	
1943	Raleigh	9	Duke	75-0	
1945	Durham	16	Duke	26-13	
1946	Raleigh		NC State	13-7	
1947	Durham		Duke	7-0	
1948	Raleigh		TIE	0-0	
1949	Durham		Duke	14-13	
1950	Raleigh		Duke	7-0	
1951	Durham		Duke	27-21	
1952	Raleigh	5	Duke	57-0	
1953	Durham	16	Duke	31-0	
1954	Raleigh	19	Duke	21-7	
1955	Raleigh		Duke	33-7	
1956	Durham		Duke	42-0	
1957	Raleigh	4	11	TIE	14-14
1958	Durham		Duke	20-13	
1959	Raleigh		Duke	17-15	
1960	Durham		Duke	17-13	
1961	Raleigh		Duke	17-6	
1962	Durham		Duke	21-14	
1963	Raleigh		NC State	21-7	
1964	Durham		Duke	35-3	
1965	Raleigh		NC State	21-0	
1966	Durham	5	NC State	33-7	
1967	Raleigh		NC State	28-7	
1968	Durham		NC State	17-15	
1969	Raleigh		TIE	25-25	
1970	Raleigh		Duke	22-6	
1971	Durham		Duke	41-13	
1972	Raleigh		NC State	17-0	
1973	Durham	20	NC State	21-3	
1974	Raleigh	16	NC State	35-21	
1975	Durham		TIE	21-21	
1976	Raleigh		Duke	28-14	
1977	Durham		NC State	37-32	
1978	Raleigh		NC State	24-10	
1979	Durham		NC State	28-7	
1980	Raleigh		NC State	38-21	
1981	Durham		Duke	17-7	
1982	Raleigh		NC State	21-16	
1983	Durham		Duke	27-26	
1984	Raleigh		Duke	16-13	
1985	Durham		Duke	31-19	
1986	Raleigh		NC State	29-15	
1987	Durham		NC State	47-45	
1988	Raleigh		TIE	43-43	
1989	Durham		Duke	35-26	
1990	Raleigh		NC State	16-0	
1991	Durham	24	NC State	32-31	
1992	Raleigh	14	NC State	45-27	
1993	Durham	22	Duke	21-20	
1994	Raleigh	18	NC State	24-23	
1995	Durham		NC State	41-38	
1996	Raleigh		NC State	44-22	
1997	Durham		NC State	45-14	
1998	Raleigh		NC State	27-24	
1999	Durham		NC State	(ot) 31-24	
2000	Raleigh		NC State	35-31	
2001	Durham		NC State	55-31	
2002	Raleigh		NC State	24-22	
2003	Durham		NC State	28-21	
2008	Durham		NC State	27-17	
2009	Raleigh		Duke	49-28	
2013	Durham		Duke	38-20	

## DUKE vs. PITTSBURGH

**SERIES**Pittsburgh leads 10-8-0 at Durham.....Pittsburgh leads 6-4-0 at Pittsburgh.....Series tied 4-4-0

Year	Site/Bowl	AP Rank	Winner	Score	
1929	Durham	DU Pitt	Pittsburgh	52-7	
1937	Durham	18	1	Pittsburgh	10-0
1938	Durham	3	4	Duke	7-0
1939	Pittsburgh		Pittsburgh	14-13	
1940	Dur				



# ACC SERIES RECORDS

## DUKE vs. SYRACUSE

**SERIES** Duke leads 3-0-0  
**In Durham** ..... Duke leads 1-0-0  
**In Syracuse** ..... Duke leads 2-0-0  
**In ACC Play** ..... Duke leads 1-0-0

Year	Site/Bowl	DU	Syr.	Winner	Score
1938	Syracuse			Duke	21-0
1939	Durham			Duke	33-6
2014	Syracuse	22		Duke	27-10

## DUKE vs. VIRGINIA

**SERIES** ..... Series tied 33-33-0  
**at Durham** ..... Duke leads 18-12-0  
**at Charlottesville** ..... Virginia leads 18-12-0  
**Neutral Site/Bowls** ..... Series tied 3-3-0  
**In ACC Play** ..... Duke leads 29-28-0

Year	Site/Bowl	AP Rank DU	VA	Winner	Score
1890	Richmond			Virginia	10-4
1891	Richmond			Duke	20-0
1892	Atlanta			Virginia	46-4
1893	Lynchburg			Virginia	30-0
1923	Charlottesville			Virginia	35-0
1930	Durham			Duke	32-0
1943	Durham			Duke	49-0
1951	Durham			Virginia	30-7
1952	Charlottesville	6		Duke	21-7
1953	Norfolk	13		Duke	48-6
1956	Charlottesville			Duke	40-7
1957	Durham	7		Duke	40-0
1958	Charlottesville			Virginia	15-12
1961	Richmond			Duke	42-0
1963	Charlottesville			Duke	30-8
1964	Durham			Duke	30-0
1965	Charlottesville			Duke	21-7
1966	Durham			Duke	27-8
1967	Charlottesville			Duke	13-6
1968	Durham			Virginia	50-20
1969	Charlottesville			Virginia	10-0
1970	Durham	20		Duke	17-7
1971	Charlottesville			Duke	28-0
1972	Durham			Duke	37-13
1973	Charlottesville			Virginia	7-3
1974	Durham			Duke	21-7
1975	Durham			Duke	26-11
1976	Charlottesville			Duke	21-6
1977	Charlottesville			Duke	31-7
1978	Durham			Duke	20-13
1979	Charlottesville			Virginia	30-12
1980	Durham			Virginia	20-17
1981	Charlottesville			Duke	29-24
1982	Durham			Duke	51-17
1983	Charlottesville			Virginia	38-30
1984	Durham			Virginia	38-10
1985	Charlottesville			Virginia	37-14
1986	Durham			Duke	20-13
1987	Charlottesville			Virginia	42-17
1988	Durham			Duke	38-34
1989	Charlottesville			Virginia	49-28
1990	Durham	10		Virginia	59-0
1991	Charlottesville			Virginia	34-3
1992	Durham	14		Virginia	55-28
1993	Charlottesville	22		Virginia	35-0
1994	Durham	23	13	Duke	28-25
1995	Charlottesville	19		Virginia	44-30
1996	Durham	16		Virginia	27-3
1997	Charlottesville			Virginia	13-10
1998	Durham	11		Virginia	24-0
1999	Charlottesville			Duke	(ot) 24-17
2000	Durham			Virginia	26-10
2001	Charlottesville			Virginia	31-10
2002	Durham			Virginia	27-22
2003	Charlottesville	17		Virginia	27-0
2004	Durham	14		Virginia	37-16
2005	Charlottesville	23		Virginia	38-7
2006	Durham			Virginia	37-0
2007	Charlottesville			Virginia	24-13
2008	Durham			Duke	31-3
2009	Charlottesville			Duke	28-17
2010	Durham			Duke	55-48
2011	Charlottesville			Virginia	31-21
2012	Durham			Duke	42-17
2013	Charlottesville			Duke	35-22
2014	Durham			Duke	20-13

## DUKE vs. VIRGINIA TECH

**SERIES** ..... Virginia Tech leads 14-8-0  
**at Durham** ..... Virginia Tech leads 6-2-0  
**at Blacksburg** ..... Virginia Tech leads 7-1-0  
**Neutral Site/Bowls** ..... Duke leads 5-1-0  
**In ACC Play** ..... Virginia Tech leads 10-1-0

Year	Site/Bowl	AP Rank DU	VT	Winner	Score
1937	Greensboro			Duke	25-0
1938	Greensboro			Duke	18-0
1948	Roanoke	15		Duke	7-0
1949	Durham			Duke	55-7
1950	Winston-Salem			Duke	47-6
1951	Norfolk			Duke	55-6
1969	Norfolk			Virginia Tech	48-12
1981	Durham			Duke	14-7
1982	Durham			Virginia Tech	22-21
1983	Blacksburg			Virginia Tech	27-14
1984	Blacksburg			Virginia Tech	27-0
2004	Blacksburg			Virginia Tech	41-17
2005	Durham	7		Virginia Tech	45-0
2006	Blacksburg	14		Virginia Tech	36-0

2007	Durham	12		Virginia Tech	43-14
2008	Blacksburg			Virginia Tech	14-3
2009	Durham	6		Virginia Tech	34-26
2010	Blacksburg	23		Virginia Tech	44-7
2011	Durham	15		Virginia Tech	14-10
2012	Blacksburg			Virginia Tech	41-20
2013	Blacksburg			Duke	13-10
2014	Durham	19		Virginia Tech	17-16

## DUKE vs. WAKE FOREST

**SERIES** ..... Duke leads 56-37-2  
**at Durham** ..... Duke leads 29-21-0  
**at Winston-Salem** ..... Duke leads 21-14-1  
**Neutral Site/Bowls** ..... Series tied 2-2-0  
**at Old Wake Forest** ..... Duke leads 4-0-1  
**In ACC Play** ..... Duke leads 33-27-1

Year	Site/Bowl	AP Rank DU	WF	Winner	Score
1889	Raleigh			Wake Forest	32-0
1889	Old Wake Forest			Duke	8-4
1893	Old Wake Forest			Duke	12-6
1921	Durham			Duke	17-0
1922	Durham			Duke	3-0
1923	Durham			Wake Forest	16-6
1924	Durham			Wake Forest	32-0
1925	Durham			Wake Forest	21-3
1926	Greensboro			Wake Forest	21-0
1927	Old Wake Forest			Duke	32-6
1928	Durham			Duke	38-0
1929	Durham			Duke	20-0
1930	Old Wake Forest			TIE	13-13
1931	Durham			Duke	28-0
1932	Durham			Duke	9-0
1933	Durham			Duke	22-0
1934	Durham			Duke	28-7
1935	Greensboro	15		Duke	26-7
1936	Old Wake Forest			Duke	20-0
1937	Durham	11		Duke	67-0
1938	Winston-Salem	9		Duke	7-0
1939	Durham	13		Duke	6-0
1940	Winston-Salem			Duke	23-0
1941	Durham			Duke	43-14
1942	Winston-Salem			Wake Forest	20-7
1944	Durham	20	11	Duke	34-0
1945	Winston-Salem	13		Duke	26-19
1946	Durham	13		Duke	13-0
1947	Winston-Salem	15	11	Duke	13-6
1948	Durham	18		Wake Forest	27-20
1949	Durham	16		Wake Forest	27-7
1950	Durham			Wake Forest	13-7
1951	Durham			Wake Forest	19-13
1952	Winston-Salem			Duke	14-7
1953	Durham	10		Duke	19-0
1954	Winston-Salem			Duke	28-21
1955	Durham	20		Duke	14-0
1956	Winston-Salem			Duke	26-0
1957	Durham	5		Duke	34-7
1958	Winston-Salem			Duke	29-0
1959	Durham			Duke	27-15
1960	Winston-Salem	7		Duke	34-7
1961	Durham			Duke	23-3
1962	Winston-Salem			Duke	50-0
1963	Durham			Duke	39-7
1964	Winston-Salem			Wake Forest	20-7
1965	Durham			Duke	40-7
1967	Raleigh			Duke	31-13
1968	Durham			Duke	18-3
1969	Winston-Salem			Duke	27-20
1970	Durham			Wake Forest	28-14
1971	Winston-Salem			Wake Forest	23-7
1972	Durham			Wake Forest	9-7
1973	Winston-Salem			TIE	7-7
1974	Durham			Duke	23-7
1975	Winston-Salem			Duke	42-14
1976	Durham			Wake Forest	38-17
1977	Winston-Salem			Duke	38-14
1978	Durham			Duke	3-0
1979	Winston-Salem	20		Wake Forest	17-14
1980	Durham			Wake Forest	27-24
1981	Winston-Salem			Duke	31-10
1982	Durham			Duke	46-26
1983	Winston-Salem			Duke	31-21
1984	Durham			Wake Forest	20-16
1985	Winston-Salem			Wake Forest	27-7
1986	Durham			Duke	38-36
1987	Winston-Salem			Wake Forest	30-27
1988	Durham			Wake Forest	35-16
1989	Winston-Salem			Duke	52-35
1990	Durham			Duke	57-20
1991	Winston-Salem			Wake Forest	31-14
1992	Durham			Wake Forest	28-14
1993	Winston-Salem			Duke	21-13
1994	Winston-Salem	20		Duke	51-26
1995	Durham			Duke	42-26
1996	Winston-Salem			Wake Forest	17-16
1997	Durham			Wake Forest	38-24
1998	Winston-Salem			Duke	19-16
1999	Durham			Duke	48-35
2000	Winston-Salem			Wake Forest	28-26
2001	Durham			Wake Forest	42-35
2002	Winston-Salem			Wake Forest	36-10
2003	Durham			Wake Forest	42-13
2004	Winston-Salem			Wake Forest	24-22
2005	Durham			Wake Forest	44-6
2006	Winston-Salem			Wake Forest	14-13
2007	Durham			Wake Forest	41-36
2008	Winston-Salem			Wake Forest (ot)	33-30
2009	Durham			Wake Forest	45-34
2010	Winston-Salem			Wake Forest	54-48
2011	Durham			Wake Forest	24-23
2012	Winston-Salem			Duke	34-27
2013	Winston-Salem			Duke	28-21

2014	Durham			Duke	41-21
------	--------	--	--	------	-------

## FLORIDA STATE vs. GEORGIA TECH

**SERIES** ..... Florida State leads 14-9-1  
**at Tallahassee** ..... Florida State leads 6-1-0  
**at Atlanta** ..... Georgia Tech leads 8-6-1  
**Neutral Site/Bowls** ..... Florida State leads 2-0-0  
**In ACC Play** ..... Florida State leads 13-2-0

Year	Site/Bowl	AP Rank FSU	GT	Winner	Score
1952	Atlanta	2		Georgia Tech	30-0
1955	Atlanta	13		Georgia Tech	34-0
1958	Atlanta			Georgia Tech	17-3
1962	Atlanta			TIE	14-14
1963	Atlanta			Georgia Tech	15-7
1970	Atlanta			Georgia Tech	23-13
1971	Atlanta			Georgia Tech	12-6
1975	Atlanta			Georgia Tech	30-0
1992	Atlanta	6	16	Florida State	29-24
1993	Tallahassee	1		Florida State	51-0
1994	Atlanta	8		Florida State	41-10
1995	Tallahassee	1		Florida State	42-10
1996	Atlanta	3		Florida State	49-3
1997	Tallahassee	3	21	Florida State	38-0
1998	Atlanta	6	20	Florida State	34-7
1999	Tallahassee	1	10	Florida State	41-35
2000	Atlanta	2		Florida State	26-21
2001	Tallahassee			Florida State	28-17
2002	Atlanta	17		Florida State	34-21
2003	Tallahassee	10		Florida State	14-13
2008	Atlanta	16		Georgia Tech	31-28
2009	Tallahassee		22	Georgia Tech	49-44
2012	ACC Champ*	13		Florida State	21-15
	*Charlotte, N.C.				
2014	ACC Champ*	2	12	Florida State	37-35
	*Charlotte, N.C.				

## FLORIDA STATE vs. LOUISVILLE

**SERIES** ..... Florida State leads 13-2-0  
**at Tallahassee** ..... Florida State leads 8-1-0  
**at Louisville** ..... Florida State leads 5-1-0  
**Neutral Site/Bowls** ..... None  
**In ACC Play** ..... Florida State leads 1-0-0

Year	Site/Bowl	AP Rank FSU	LOU	Winner	Score
1952	Tallahassee			Louisville	41-14
1953	Tallahassee			Florida State	59-0
1954	Louisville			Florida State	47-6
1970	Tallahassee			Florida State	9-7
1979	Louisville	9		Florida State	27-0
1980	Tallahassee	10		Florida State	52-0
1981	Tallahassee	19		Florida State	17-0
1982	Tallahassee	9		Florida State	49-14
1983	Tallahassee			Florida State	51-7
1986	Louisville	20		Florida State	54-18
1987	Tallahassee	4		Florida State	32-9
1991	Louisville	1		Florida State	40-15
2000	Tallahassee	2		Florida State	31-0
2002	Louisville	4		Louisville	26-20 (ot)
2014	Louisville	2		Florida State	



# ACC SERIES RECORDS



1995	Tallahassee	1	Florida State	41-17
1996	Miami	3	Florida State	34-16
1997	Tallahassee	4	Florida State	47-0
1998	Miami	8	Florida State	26-14
1999	Tallahassee	1	19... Florida State	31-21
2000	Miami	1	7... Miami	27-24
2001	Tallahassee	14	2... Miami	49-27
2002	Miami	9	1... Miami	28-27
2003	Tallahassee	5	2... Miami	22-14
2004	Orange Bowl	9	10... Miami	16-14
2004	Miami	4	5... Miami (ot)	16-10
2005	Tallahassee	14	9... Florida State	10-7
2006	Miami	11	12... Florida State	13-10
2007	Tallahassee		Miami	29-37
2008	Miami Gardens		Florida State	41-39
2009	Tallahassee	18	Miami	38-34
2010	Miami Gardens	23	13... Florida State	45-17
2011	Tallahassee		Florida State	23-19
2012	Miami Gardens	12	Florida State	33-20
2013	Tallahassee	3	7... Florida State	41-14
2014	Miami Gardens	2	Florida State	30-26

## FLORIDA STATE vs. NORTH CAROLINA

SERIES	Florida State leads 15-2-1
at Tallahassee	Florida State leads 7-1-1
at Chapel Hill	Florida State leads 7-1-0
Neutral Site/Bowls	Florida State leads 1-0-0
In ACC Play	Florida State leads 13-2-0

Year	Site/Bowl	AP Rank		Winner	Score
		FSU	NC		
1983	Atlanta			Florida State	28-3
1985	Chapel Hill	11		Florida State	20-10
1986	Tallahassee	15		TIE	10-10
1992	Tallahassee	8		Florida State	36-13
1993	Chapel Hill	1	13	Florida State	33-7
1994	Tallahassee	3	13	Florida State	31-18
1995	Chapel Hill	6		Florida State	28-12
1996	Tallahassee	2	11	Florida State	13-0
1997	Chapel Hill	3	5	Florida State	20-3
1998	Tallahassee	5		Florida State	39-13
1999	Chapel Hill	1		Florida State	42-10
2000	Tallahassee	2		Florida State	63-14
2001	Chapel Hill	6		North Carolina	41-9
2002	Tallahassee	15		Florida State	40-14
2003	Chapel Hill	11		Florida State	37-0
2004	Tallahassee	9		Florida State	38-16
2009	Chapel Hill			Florida State	30-27
2010	Tallahassee	24		North Carolina	37-35

## FLORIDA STATE vs. NC STATE

SERIES	Florida State leads 24-11-0
at Tallahassee	Florida State leads 14-4-0
at Raleigh	Florida State leads 10-7-0
In ACC Play	Florida State leads 16-7-0

Year	Site/Bowl	AP Rank		Winner	Score
		FSU	NCS		
1952	Raleigh			NC State	13-7
1953	Tallahassee	13		Florida State	23-13
1954	Raleigh			Florida State	7-3
1955	Tallahassee			Florida State	7-0
1956	Raleigh			NC State	14-0
1957	Tallahassee			NC State	7-6
1963	Tallahassee			Florida State	14-0
1964	Tallahassee			Florida State	28-6
1965	Raleigh			NC State	3-0
1967	Tallahassee			NC State	20-10
1968	Raleigh			Florida State	48-7
1969	Tallahassee			Florida State	33-22
1992	Raleigh	3		Florida State	34-13
1993	Tallahassee	2		Florida State	62-3
1994	Raleigh	8	25	Florida State	34-3
1995	Tallahassee	1		Florida State	77-17
1996	Raleigh	3		Florida State	51-17
1997	Tallahassee	3		Florida State	48-35
1998	Raleigh	2		NC State	24-7
1999	Tallahassee	1		Florida State	42-11
2000	Raleigh	6	21	Florida State	54-7
2001	Tallahassee	10		NC State	34-28
2002	Raleigh	14		NC State	17-7
2003	Tallahassee	13		Florida State (2ot)	50-44
2004	Raleigh	11		Florida State	17-10
2005	Tallahassee	9		NC State	20-15
2006	Raleigh	17		NC State	24-20
2007	Tallahassee			Florida State	27-10
2008	Raleigh			Florida State	26-17
2009	Tallahassee			Florida State	45-42
2010	Raleigh			NC State	28-24
2011	Tallahassee			Florida State	34-0
2012	Raleigh	3		NC State	17-16
2013	Tallahassee	3		Florida State	49-17
2014	Raleigh	1		Florida State	56-41

## FLORIDA STATE vs. PITTSBURGH

SERIES	Pittsburgh leads 5-4-0
at Pittsburgh	Pittsburgh leads 3-2-0
at Tallahassee	Series tied 2-2-0
In ACC Play	Florida State leads 1-0-0

Year	Site/Bowl	AP Rank		Winner	Score
		FSU	Pitt		
1971	Tallahassee			Florida State	31-13
1972	Pittsburgh	19		Florida State	19-7
1974	Tallahassee	13		Pittsburgh	9-6
1978	Pittsburgh	11	15	Pittsburgh	7-3
1980	Tallahassee	11	4	Florida State	36-22
1981	Pittsburgh	11	3	Pittsburgh	42-14
1982	Tallahassee		2	Pittsburgh	37-17
1983	Pittsburgh			Pittsburgh	17-16
2013	Pittsburgh	11		Florida State	41-13

## FLORIDA STATE vs. SYRACUSE

SERIES	Florida State leads 7-1-0
at Syracuse	Florida State leads 4-1-0
at Tallahassee	Florida State leads 3-0-0
In ACC Play	Florida State leads 2-0-0

Year	Site/Bowl	AP Rank		Winner	Score
		FSU	Syr		
1966	Syracuse	1	15	Syracuse	37-21
1978	Syracuse			Florida State	28-0
1989	Syracuse	22	17	Florida State	41-10
1991	Tallahassee	1	10	Florida State	46-14
2004	Syracuse	8		Florida State	17-13
2005	Tallahassee	6		Florida State	38-14
2013	Syracuse	2		Florida State	59-3
2014	Syracuse	1		Florida State	38-20

## FLORIDA STATE vs. VIRGINIA

SERIES	Florida State leads 15-3-0
at Tallahassee	Florida State leads 9-1-0
at Charlottesville	Florida State leads 6-2-0
In ACC Play	Florida State leads 15-3-0

Year	Site/Bowl	AP Rank		Winner	Score
		FSU	VA		
1992	Charlottesville	6	23	Florida State	13-3
1993	Tallahassee	1	15	Florida State	40-14
1994	Tallahassee	3		Florida State	41-17
1995	Charlottesville	2	24	Virginia	33-28
1996	Tallahassee	3	14	Florida State	31-24
1997	Charlottesville	3		Florida State	47-21
1998	Tallahassee	6	12	Florida State	45-14
1999	Charlottesville	1		Florida State	35-10
2000	Tallahassee	6		Florida State	37-3
2001	Charlottesville	21		Florida State	43-7
2002	Tallahassee	5		Florida State	40-19
2003	Charlottesville	7		Florida State	19-14
2004	Tallahassee	7	6	Florida State	36-3
2005	Charlottesville	4		Virginia	26-21
2006	Tallahassee			Florida State	33-0
2010	Charlottesville			Florida State	34-14
2011	Tallahassee	23		Virginia	14-13
2014	Tallahassee	2		Virginia	38-20

## FLORIDA STATE vs. VIRGINIA TECH

SERIES	Florida State leads 23-12-1
at Tallahassee	Florida State leads 13-5-0
at Blacksburg	Series tied 6-6-1
Neutral Site/Bowls	Florida State leads 4-1-0
In ACC Play	Florida State leads 3-2-0

Year	Site/Bowl	AP Rank		Winner	Score
		FSU	VT		
1955	Tallahassee			Virginia Tech	24-20
1956	Tallahassee			Virginia Tech	20-7
1957	Tallahassee			Florida State	20-7
1958	Tallahassee			Florida State	28-0
1959	Blacksburg			Florida State	7-6
1961	Blacksburg			Virginia Tech	10-7
1962	Tallahassee			Florida State	20-7
1963	Tallahassee			Virginia Tech	31-23
1964	Blacksburg	10		Virginia Tech	20-11
1965	Tallahassee			Florida State	7-6
1966	Blacksburg			Virginia Tech	23-21
1967	Tallahassee			Florida State	38-15
1968	Tallahassee			Virginia Tech	40-22
1969	Blacksburg			TIE	10-10
1970	Tallahassee			Florida State	34-8
1971	Blacksburg			Florida State	17-3
1972	Tallahassee	17		Florida State	27-15
1973	Blacksburg			Virginia Tech	36-13
1974	Tallahassee			Virginia Tech	56-21
1975	Blacksburg			Virginia Tech	13-10
1976	Tallahassee	15		Florida State	28-21
1977	Blacksburg	15		Florida State	23-21
1978	Tallahassee			Florida State	24-14
1979	Blacksburg	12		Florida State	17-10
1980	Tallahassee	3		Florida State	31-7
1988	Tallahassee	5		Florida State	41-14
1989	Blacksburg	19		Florida State	41-7
1990	Tallahassee	2		Florida State	39-28
1991	Orlando	1		Florida State	33-20
2000	Sugar Bowl	1	2	Florida State	46-29
2002	Gator Bowl	24	15	Florida State	30-17
2005	ACC Champ*	5		Florida State	27-22
	*Jacksonville, Fla.				
2007	Blacksburg	11		Virginia Tech	40-21
2008	Tallahassee	24		Florida State	30-20
2010	ACC Champ*	20	12	Virginia Tech	44-33
	*Charlotte, N.C.				
2012	Blacksburg	8		Florida State	28-22

## FLORIDA STATE vs. WAKE FOREST

SERIES	Florida State leads 26-6-1
at Tallahassee	Florida State leads 18-3-1
at Winston-Salem	Florida State leads 7-3-0
Neutral Site/Bowls	Florida State leads 1-0-0
In ACC Play	Florida State leads 18-4-0

Year	Site/Bowl	AP Rank		Winner	Score
		FSU	WF		
1956	Tallahassee			TIE	14-14
1958	Tallahassee			Florida State	27-24
1959	Tallahassee			Wake Forest	22-20
1960	Tallahassee			Florida State	14-6
1963	Tallahassee			Florida State	35-0
1965	Tallahassee			Florida State	35-0
1966	Tallahassee			Florida State	28-0
1968	Tallahassee			Florida State	42-24
1970	Tallahassee			Florida State	19-14
1973	Winston-Salem			Wake Forest	9-7

1992	Tallahassee	3	Florida State	35-7	
1993	Tallahassee	1	Florida State	54-0	
1994	Winston-Salem	3	Florida State	56-14	
1995	Tallahassee	1	Florida State	72-13	
1996	Orlando	1	Florida State	44-7	
1997	Tallahassee	3	Florida State	58-7	
1998	Winston-Salem	5	Florida State	24-7	
1999	Tallahassee	1	Florida State	33-10	
2000	Winston-Salem	3	Florida State	35-6	
2001	Tallahassee	18	Florida State	48-24	
2002	Winston-Salem	18	Florida State	34-21	
2003	Tallahassee	6	Florida State	48-24	
2004	Winston-Salem	5	Florida State	20-17	
2005	Tallahassee	4	Florida State	41-24	
2006	Tallahassee	18	Wake Forest	30-0	
2007	Winston-Salem	21	Wake Forest	24-21	
2008	Tallahassee	24	18	Wake Forest	12-3
2009	Winston-Salem		Florida State	41-28	
2010	Tallahassee		Florida State	31-0	
2011	Winston-Salem	23	Wake Forest	35-30	
2012	Tallahassee	5	Florida State	52-0	
2013	Winston-Salem	3	Florida State	59-3	
2014	Tallahassee	1	Florida State	43-3	

## GEORGIA TECH vs. LOUISVILLE

SERIES	Have Not Played
at Atlanta	
at Louisville	
Neutral Site/Bowls	

## GEORGIA TECH vs. MIAMI

SERIES	Georgia Tech leads 11-9-0
at Atlanta	Georgia Tech leads 9-4-0
at Miami	Miami leads 4-2-0
Neutral Site/Bowls	Miami leads 1-0-0
In ACC Play	Georgia Tech leads 6-5-0

Year	Site/Bowl	AP Rank		Winner	Score
		GT	MIA		
1955	Atlanta	10		Georgia Tech	14-6
1964	Atlanta			Georgia Tech	20-7
1967	Miami			Miami	49-7
1968	Atlanta	15		Miami	10-7
1970	Atlanta	19		Georgia Tech	31-21
1975	Atlanta			Georgia Tech	38-23
1977	Atlanta			Georgia Tech	10-6
1978	Atlanta			Georgia Tech	24-19
1999	Gator Bowl	17	23	Miami	28-13
2004	Atlanta		4	Miami	27-3
2005	Miami		3	Georgia Tech	14-10
2006	Atlanta	21		Georgia Tech	30-23
2007	Miami			Georgia Tech	17-14
2008	Atlanta	14	23	Georgia Tech	41-23
2009	Miami	14	20	Miami	35-17
2010	Atlanta			Miami	33-10
2011	Miami	20		Miami	24-7
2012	Atlanta			Miami (ot)	42-36
2013	Miami	14		Miami	45-30
2014	Atlanta			Georgia Tech	28-17

## GEORGIA TECH vs. NORTH CAROLINA

SERIES	Georgia Tech leads 28-19-3
at Atlanta	Georgia Tech leads 18-7-0
at Chapel Hill	North Carolina leads 12-10-3
In ACC Play	Georgia Tech leads 18-13-1

Year	Site/Bowl	AP Rank		Winner	Score
		GT	NC		
1915	Atlanta			Georgia Tech	23-3
1916	Atlanta			Georgia Tech	10-6
1927	Atlanta			Georgia Tech	13-0
1928	Chapel Hill			Georgia	



# ACC SERIES RECORDS

2009	Atlanta.....22	Georgia Tech	24-7
2010	Chapel Hill.....	Georgia Tech	30-24
2011	Atlanta.....25	Georgia Tech	35-28
2012	Chapel Hill.....	Georgia Tech	68-50
2013	Atlanta.....	Georgia Tech	28-20
2014	Chapel Hill.....	North Carolina	48-43

## GEORGIA TECH vs. NC STATE

**SERIES..... Georgia Tech leads 19-10-0 at Atlanta..... Georgia Tech leads 10-4-0 at Raleigh..... Georgia Tech leads 9-6-0 In ACC Play..... Georgia Tech leads 17-10-0**

Year	Site/Bowl	AP Rank GT NCS	Winner	Score
1918	Atlanta.....		Georgia Tech	128-0
1922	Atlanta.....		Georgia Tech	17-0
1983	Raleigh.....		Georgia Tech	20-10
1984	Atlanta.....	12	NC State	27-22
1985	Raleigh.....		Georgia Tech	28-18
1986	Atlanta.....	17	Georgia Tech	59-21
1987	Raleigh.....		NC State	17-0
1988	Atlanta.....		NC State	14-6
1989	Raleigh.....	25	NC State	38-28
1990	Atlanta.....		Georgia Tech	21-13
1991	Raleigh.....	21 19	NC State	28-21
1992	Atlanta.....	23 21	Georgia Tech	16-13
1993	Raleigh.....		NC State	28-23
1994	Raleigh.....	22	NC State	21-13
1995	Atlanta.....		Georgia Tech	27-19
1996	Raleigh.....		Georgia Tech	28-16
1997	Atlanta.....	25	Georgia Tech	27-17
1998	Raleigh.....	23	Georgia Tech	47-24
1999	Atlanta.....	7	Georgia Tech	48-21
2000	Raleigh.....		NC State (ot)	30-23
2001	Atlanta.....	23	Georgia Tech	27-17
2002	Raleigh.....	10	Georgia Tech	24-17
2003	Atlanta.....		Georgia Tech	29-21
2004	Raleigh.....		Georgia Tech	24-14
2005	Atlanta.....	24	NC State	17-14
2006	Raleigh.....	20	Georgia Tech	31-23
2010	Atlanta.....		NC State	45-28
2011	Raleigh.....	21	Georgia Tech	45-35
2014	Raleigh.....		Georgia Tech	56-23

## GEORGIA TECH vs. PITTSBURGH

**SERIES.....Pittsburgh leads 5-4-0 at Pittsburgh..... Pittsburgh leads 3-1-0 at Atlanta..... Pittsburgh leads 2-1-0 Neutral Site/Bowls..... Georgia Tech leads 2-0-0 In ACC Play..... Georgia Tech leads 2-0-0**

Year	Site/Bowl	AP Rank GT Pitt	Winner	Score
1918	Pittsburgh.....		Pittsburgh	32-0
1919	Pittsburgh.....		Pittsburgh	16-6
1920	Pittsburgh.....		Pittsburgh	10-3
1955	New Orleans.....	7 11	Georgia Tech	7-0
	Sugar Bowl			
1956	Jacksonville, Fla. ....	4 13	Georgia Tech	21-14
	Gator Bowl			
1974	Atlanta.....	15	Pittsburgh	27-17
1976	Atlanta.....	3	Pittsburgh	42-14
2013	Atlanta.....		Georgia Tech	21-10
2014	Pittsburgh.....		Georgia Tech	56-28

## GEORGIA TECH vs. SYRACUSE

**SERIES..... Georgia Tech leads 2-0-0 Neutral Site/Bowls..... Georgia Tech leads 2-0-0**

Year	Site/Bowl	AP Rank GT Syr	Winner	Score
2001	The Meadowlands ..10		Georgia Tech	13-7
	Kickoff Classic			
2004	Champs Sports.....		Georgia Tech	51-14
	Orlando, Fla.			

## GEORGIA TECH vs. VIRGINIA

**SERIES..... Georgia Tech leads 19-17-1 at Atlanta..... Georgia Tech leads 15-7-0 at Charlottesville..... Virginia leads 10-4-1 In ACC Play..... Virginia leads 17-14-1**

Year	Site/Bowl	AP Rank GT VA	Winner	Score
1965	Atlanta.....		Georgia Tech	42-19
1966	Atlanta.....	5	Georgia Tech	14-13
1974	Atlanta.....		Georgia Tech	28-24
1976	Atlanta.....		Georgia Tech	35-14
1982	Atlanta.....		Georgia Tech	38-32
1983	Atlanta.....		Georgia Tech	31-27
1984	Charlottesville.....	20	TIE	20-20
1985	Atlanta.....		Virginia	24-13
1986	Charlottesville.....		Georgia Tech	28-14
1987	Atlanta.....		Virginia	23-14
1988	Charlottesville.....		Virginia	17-16
1989	Atlanta.....		Virginia	17-10
1990	Charlottesville.....	16	Georgia Tech	41-38
1991	Atlanta.....		Georgia Tech	24-21
1992	Charlottesville.....	22	Virginia	55-24
1993	Atlanta.....	25	Virginia	35-14
1994	Atlanta.....		Virginia	24-7
1995	Charlottesville.....	16	Virginia	41-14
1996	Atlanta.....	12	Georgia Tech	13-7
1997	Charlottesville.....	25	Virginia	35-31
1998	Atlanta.....	25	Georgia Tech	41-38
1999	Charlottesville.....	7	Virginia	45-38
2000	Atlanta.....	24	Georgia Tech	35-0
2001	Charlottesville.....	20	Virginia	39-38
2002	Atlanta.....		Georgia Tech	23-15
2003	Charlottesville.....		Virginia	34-17

2004	Atlanta.....	18	Virginia	30-10
2005	Charlottesville.....	24	Virginia	27-17
2006	Atlanta.....		Georgia Tech	24-7
2007	Charlottesville.....		Virginia	28-23
2008	Atlanta.....	21	Virginia	24-17
2009	Charlottesville.....	11	Georgia Tech	34-9
2010	Atlanta.....		Georgia Tech	33-21
2011	Charlottesville.....	12	Virginia	24-21
2012	Atlanta.....		Georgia Tech	56-20
2013	Charlottesville.....		Georgia Tech	35-25
2014	Atlanta.....		Georgia Tech	35-10

## GEORGIA TECH vs. VIRGINIA TECH

**SERIES..... Virginia Tech leads 8-4-0 at Atlanta..... Virginia Tech leads 4-2-0 at Blacksburg..... Virginia Tech leads 4-2-0 In ACC Play..... Virginia Tech leads 8-3-0**

Year	Site/Bowl	AP Rank GT VT	Winner	Score
1990	Atlanta.....	7	Georgia Tech	6-3
2004	Atlanta.....	22	Virginia Tech	34-20
2005	Blacksburg.....	15 4	Virginia Tech	51-7
2006	Blacksburg.....	24 11	Georgia Tech	38-27
2007	Atlanta.....	11	Virginia Tech	27-3
2008	Blacksburg.....		Virginia Tech	20-17
2009	Atlanta.....	19 4	Georgia Tech	28-23
2010	Blacksburg.....	20	Virginia Tech	28-21
2011	Atlanta.....	20	Virginia Tech	37-26
2012	Blacksburg.....	16	Virginia Tech (ot)	20-17
2013	Atlanta.....		Virginia Tech	17-10
2014	Blacksburg.....		Georgia Tech	27-24

## GEORGIA TECH vs. WAKE FOREST

**SERIES..... Georgia Tech leads 22-8-0 at Atlanta..... Georgia Tech leads 13-4-0 at Winston-Salem..... Georgia Tech leads 9-3-0 Neutral Site/Bowls..... Wake Forest leads 1-0-0 In ACC Play..... Georgia Tech leads 17-8-0**

Year	Site/Bowl	AP Rank GT WF	Winner	Score
1917	Atlanta.....		Georgia Tech	53-0
1919	Atlanta.....		Georgia Tech	14-0
1920	Atlanta.....		Georgia Tech	44-0
1921	Atlanta.....		Georgia Tech	42-0
1982	Winston-Salem.....		Georgia Tech	45-7
1983	Atlanta.....		Georgia Tech	49-33
1984	Winston-Salem.....		Georgia Tech	24-7
1985	Atlanta.....		Georgia Tech	41-10
1986	Winston-Salem.....		Wake Forest	24-21
1987	Atlanta.....		Wake Forest	33-6
1988	Winston-Salem.....		Wake Forest	28-24
1989	Atlanta.....		Georgia Tech	43-14
1990	Winston-Salem.....	4	Georgia Tech	42-7
1991	Atlanta.....		Georgia Tech	27-3
1992	Atlanta.....		Wake Forest	23-10
1993	Winston-Salem.....		Georgia Tech	38-28
1994	Atlanta.....		Wake Forest	20-13
1995	Winston-Salem.....		Georgia Tech	24-23
1996	Atlanta.....		Georgia Tech	30-10
1997	Winston-Salem.....		Georgia Tech	28-26
1998	Atlanta.....	21	Georgia Tech	63-35
1999	Winston-Salem.....	14	Wake Forest	26-23
2000	Atlanta.....		Georgia Tech	52-20
2001	Winston-Salem.....		Georgia Tech	38-33
2002	Atlanta.....		Wake Forest	24-21
2003	Winston-Salem.....		Georgia Tech	24-7
2005	Atlanta.....		Georgia Tech	30-17
2006	ACC Champ* ..16 23		Wake Forest	9-6
	Jacksonville, Fla.			
2009	Atlanta.....	10	Georgia Tech (ot)	31-27
2010	Winston-Salem.....		Georgia Tech	24-20

## LOUISVILLE vs. MIAMI

**SERIES.....Miami leads 9-3-1 at Miami..... Miami leads 5-0-1 at Louisville..... Miami leads 4-2-0 Neutral Site/Bowls..... Louisville leads 1-0-0 In ACC Play..... Louisville leads 1-0-0**

Year	Site/Bowl	AP Rank LOU MIA	Winner	Score
1933	Miami.....		Miami	33-7
1949	Louisville.....		Miami	26-0
1950	Miami.....	9	Tie	13-13
1979	Miami.....		Miami	24-12
1980	Louisville.....		Miami	24-10
1982	Louisville.....	17	Miami	28-6
1983	Miami.....	12	Miami	42-14
1984	Louisville.....	6	Miami	38-23
1985	Miami.....	15	Miami	45-7
2004	Miami.....	18 3	Miami	41-38
2006	Louisville.....	12 15	Louisville	31-7
2013	Russell Ath. Bowl.18		Louisville	36-9
2014	Louisville.....		Louisville	31-13

## LOUISVILLE vs. NORTH CAROLINA

**SERIES..... Louisville leads 3-4-0 at Chapel Hill..... Series Tied 2-2-0 at Louisville..... Louisville leads 2-1-0**

Year	Site/Bowl	AP Rank LOU NC	Winner	Score
1988	Chapel Hill.....		Louisville	38-34
1995	Louisville.....		North Carolina	17-10
1996	Chapel Hill.....	8	North Carolina	28-10
2004	Chapel Hill.....	24	Louisville	34-0
2005	Louisville.....	23	Louisville	69-14
2011	Chapel Hill.....		North Carolina	14-7
2012	Louisville.....	19	Louisville	39-34

## LOUISVILLE vs. NC STATE

**SERIES..... Louisville leads 4-1-0 at Raleigh..... Louisville leads 1-0-0 at Louisville..... Louisville leads 3-0-0 Neutral Site/Bowls..... NC State leads 1-0-0 In ACC play..... Louisville leads 1-0-0**

Year	Site/Bowl	AP Rank LOU NCS	Winner	Score
1951	Louisville.....		Louisville	26-2
1994	Louisville.....	18	Louisville	35-14
2007	Raleigh.....		Louisville	29-10
2011	Belk Bowl.....		NC State	31-24
	Charlotte, NC			
2014	Louisville.....		Louisville	30-18

## LOUISVILLE vs. PITT

**SERIES..... Series Tied 8-8-0 at Pitt..... Series Tied 5-5-0 at Louisville..... Series Tied 3-3-0**

Year	Site/Bowl	AP Rank LOU/PITT	Winner	Score
1976	Pittsburgh.....	2	Pittsburgh	27-6
1980	Pittsburgh.....	9	Pittsburgh	41-23
1982	Pittsburgh.....	1	Pittsburgh	63-14
1983	Louisville.....		Pittsburgh	55-10
1990	Pittsburgh.....		Louisville	27-20
1992	Pittsburgh.....		Louisville	31-16
1993	Pittsburgh.....	18	Louisville	29-7
1994	Louisville.....		Louisville	33-29
2005	Louisville.....	24	Louisville	42-20
2006	Pittsburgh.....	8	Louisville	48-24
2007	Louisville.....		Louisville	24-17
2008	Pittsburgh.....		Pittsburgh	41-7
2009	Louisville.....		Pittsburgh	35-10
2010	Pittsburgh.....		Pittsburgh	20-3
2011	Louisville.....		Pittsburgh	21-14
2012	Pittsburgh.....	18	Louisville	45-35

## LOUISVILLE vs. SYRACUSE

**SERIES..... Louisville leads 7-5-0 at Syracuse..... Louisville leads 4-2-0 at Louisville..... Syracuse leads 3-2-0 Neutral Site/Bowls..... Louisville leads 1-0-0 In ACC play..... Louisville leads 1-0-0**

Year	Site/Bowl	AP Rank LOU SYR	Winner	Score
1985	Syracuse.....		Syracuse	48-0
1989	Tokyo, Japan.....		Syracuse	24-13
	Coca-Cola Bowl			
1992	Louisville.....	17	Syracuse	15-9
2003	Syracuse.....		Louisville	30-20
2005	Louisville.....	17	Louisville	41-17
2006	Syracuse.....	6	Louisville	28-13
2007	Louisville.....	18	Syracuse	38-35
2008	Syracuse.....		Syracuse	28-21
2009	Louisville.....		Louisville	10-9
2010	Syracuse.....		Louisville	28-20
2011	Louisville.....		Louisville	27-10
2014	Syracuse.....		Louisville	28-6

## LOUISVILLE vs. VIRGINIA

**SERIES..... Virginia leads 2-1-0 at Charlottesville..... Virginia leads 2-0-0 at Louisville..... Louisville leads 1-0-0 In ACC play..... Virginia leads 1-0-0**

Year	Site/Bowl	AP Rank LOU VA	Winner	Score
1988	Louisville.....		Louisville	30-28
1989	Louisville.....		Virginia	16-15
2014	Charlottesville.....	21	Virginia	23-21

## LOUISVILLE vs. VIRGINIA TECH

**SERIES..... Virginia Tech leads 5-2-0 at Blacksburg..... Virginia Tech leads 3-0-0 at Louisville..... Louisville leads 2-1-0 Neutral Site/Bowls..... Virginia Tech leads 1-0-0**

Year	Site/Bowl	AP Rank LOU VT	Winner	Score
1979	Louisville.....		Virginia Tech	15-14
1983	Blacksburg.....		Virginia Tech	31-0
1985	Blacksburg.....		Virginia Tech	41-17
1988	Louisville.....		Louisville	13-3
1991	Blacksburg.....		Virginia Tech	41-13
1992	Louisville.....		Louisville	21-17
2006	Gator Bowl.....	15 12	Virginia Tech	35-24

## LOUISVILLE vs. WAKE FOREST

**SERIES..... Louisville leads 2-0-0 at Winston-Salem..... No games at Louisville..... Louisville leads 1-0-0 Neutral Site/Bowls..... Louisville leads 1-0-0 In ACC Play..... Louisville leads 1-0-0**

Year	Site/Bowl	AP Rank LOU WF	Winner	Score
2006	Miami Gardens.....	5 15	Louisville	24-13
	Orange Bowl			
2014	Louisville.....		Louisville	20-10

# ACC SERIES RECORDS



## MIAMI vs. NORTH CAROLINA

SERIES ..... North Carolina leads 12-6-0  
 at Miami (includes Miami Gardens) ..... Miami leads 7-5-0  
 at Chapel Hill ..... North Carolina leads 4-2-0  
 at Miami Gardens ..... Series Tied 2-2-0  
 In ACC Play ..... Miami leads 6-5-0

Year	Site/Bowl	AP Rank		Winner	Score
		MIA	NC		
1946	Miami			North Carolina	21-0
1952	Miami			North Carolina	34-7
1957	Miami	18		North Carolina	20-13
1959	Miami			Miami	14-7
1960	Miami			Miami	29-12
1961	Miami			Miami	10-0
1963	Chapel Hill			North Carolina	27-16
2004	Chapel Hill	4		North Carolina	31-28
2005	Miami	6		Miami	34-16
2006	Miami			Miami	27-7
2007	Chapel Hill			North Carolina	33-27
2008	Miami Gardens			North Carolina	28-24
2009	Chapel Hill	12		North Carolina	33-24
2010	Miami Gardens	25		Miami	33-10
2011	Chapel Hill			Miami	30-24
2012	Miami Gardens			North Carolina	18-14
2013	Chapel Hill	10		Miami	27-23
2014	Miami Gardens			Miami	47-20

## MIAMI vs. NC STATE

SERIES ..... Miami leads 8-5-1  
 at Miami (includes Miami Gardens) ..... Miami leads 5-4-1  
 at Miami Gardens ..... Miami leads 1-0-0  
 at Raleigh ..... Miami leads 2-1-0  
 Neutral Site/Bowls ..... Miami leads 1-0-0  
 In ACC Play ..... Series tied 2-2-0

Year	Site/Bowl	AP Rank		Winner	Score
		MIA	NCS		
1939	Miami			Miami	27-7
1942	Miami			NC State	2-0
1944	Miami			NC State	28-7
1945	Miami			Miami	21-7
1957	Miami	12		TIE	0-0
1969	Miami			Miami	23-13
1971	Miami			NC State	13-7
1981	NC State	11		Miami	14-6
1982	Miami			Miami	41-3
1998	Micron PC Bowl	24		Miami	46-23
2004	Raleigh	4		Miami	45-31
2007	Miami			NC State (ot)	19-16
2008	Raleigh			NC State	38-28
2012	Miami			Miami	44-37

## MIAMI vs. PITTSBURGH

SERIES ..... Miami leads 23-10-1  
 at Miami ..... Miami leads 10-5-1  
 at Miami Gardens ..... Pittsburgh leads 1-0-0  
 at Pittsburgh ..... Miami leads 13-5-0  
 In ACC play ..... Series tied 1-1-0

Year	Site/Bowl	AP Rank		Winner	Score
		Mia	Pitt		
1950	Pittsburgh	11		Miami	28-0
1951	Miami			Pittsburgh	21-7
1955	Pittsburgh	16		Miami	21-7
1956	Miami	6	13	Pittsburgh	14-7
1957	Miami			Miami	28-13
1960	Pittsburgh			Pittsburgh	17-6
1961	Miami			Pittsburgh	10-7
1962	Pittsburgh			Miami	24-923-14
1963	Miami	5		Pittsburgh	31-20
1964	Miami			TIE	20-20
1965	Pittsburgh			Pittsburgh	28-14
1966	Miami			Miami	38-14
1967	Pittsburgh			Miami	58-0
1968	Miami			Miami	48-0
1970	Pittsburgh	18		Pittsburgh	28-17
1976	Pittsburgh	2		Pittsburgh	36-19
1984	Miami	9		Miami	27-7
1986	Pittsburgh	1		Miami	37-10
1989	Pittsburgh	7	14	Miami	24-3
1990	Miami	8		Miami	45-0
1993	Pittsburgh	4		Miami	35-7
1994	Miami	5		Miami	17-12
1995	Pittsburgh			Miami	17-16
1996	Miami	10		Miami	45-0
1997	Pittsburgh	22		Pittsburgh	21-17
1998	Miami	22		Miami	38-10
1999	Pittsburgh	22		Miami	33-3
2000	Miami	2		Miami	35-7
2001	Pittsburgh	1		Miami	43-21
2002	Miami	1	17	Miami	28-21
2003	Pittsburgh	10	20	Miami	28-14
2010	Pittsburgh	19		Miami	31-3
2013	Pittsburgh			Miami	41-31
2014	Miami Gardens			Pittsburgh	35-23

## MIAMI vs. SYRACUSE

SERIES ..... Miami leads 15-7-0  
 at Miami ..... Miami leads 8-3-0  
 at Syracuse ..... Miami leads 7-3-0  
 Neutral Site/Bowls ..... Syracuse leads 1-0-0

Year	Site/Bowl	AP Rank		Winner	Score
		Mia	Syr		
1960	Miami	14		Syracuse	21-14
1961	Liberty Bowl	14		Syracuse	15-14
1965	Syracuse	9		Miami	24-0
1970	Syracuse			Syracuse	56-16
1971	Miami			Syracuse	14-0

1973	Syracuse			Miami	34-23
1974	Miami			Miami	14-7
1978	Miami			Miami	21-9
1979	Syracuse			Syracuse	25-15
1990	Miami	2		Miami	33-7
1992	Syracuse	1	8	Miami	16-10
1993	Miami	6	23	Miami	49-0
1994	Syracuse	5	10	Miami	27-6
1995	Miami	25	22	Miami	35-24
1996	Syracuse	23	16	Miami	38-31
1997	Miami			Syracuse	33-13
1998	Syracuse	19	21	Syracuse	66-13
1999	Miami			Miami	45-13
2000	Syracuse	2		Miami	26-0
2001	Miami	1	14	Miami	59-0
2002	Syracuse	1		Miami	49-7
2003	Miami	14		Miami	17-10

## MIAMI vs. VIRGINIA

SERIES ..... Series tied 6-6-0  
 at Miami (include Miami Gardens) ..... Miami leads 3-2-0  
 at Miami Gardens ..... Miami leads 2-1-0  
 at Charlottesville ..... Virginia leads 4-2-0  
 Neutral Site/Bowls ..... Miami leads 1-0-0  
 In ACC play ..... Virginia leads 6-5-0

Year	Site/Bowl	AP Rank		Winner	Score
		MIA	VA		
1996	Carquest Bowl	19		Miami	31-21
2004	Charlottesville	18	10	Miami	31-21
2005	Miami	10		Miami	25-17
2006	Charlottesville			Virginia	17-7
2007	Miami	23		Virginia	48-0
2008	Charlottesville			Miami (ot)	24-17
2009	Miami Gardens	16		Miami	52-17
2010	Charlottesville	22		Virginia	24-19
2011	Miami Gardens			Virginia	28-21
2012	Charlottesville			Virginia	41-40
2013	Miami Gardens			Miami	45-26
2014	Charlottesville			Virginia	30-13

## MIAMI vs. VIRGINIA TECH

SERIES ..... Miami leads 19-13-0  
 at Miami (includes Miami Gardens) ..... Miami leads 11-6-0  
 at Blacksburg ..... Virginia Tech leads 7-6-0  
 at Miami Gardens ..... Series tied 2-2-0  
 Neutral Site/Bowls ..... Miami leads 2-0-0  
 In ACC play ..... Virginia Tech leads 6-4-0

Year	Site/Bowl	AP Rank		Winner	Score
		MIA	VT		
1953	Miami			Miami	26-0
1966	Liberty Bowl	9		Miami	14-7
1967	Blacksburg			Miami	14-7
1968	Miami	12		Miami	13-8
1974	Miami			Miami	14-7
1980	Peach Bowl	20		Miami	20-10
1981	Miami	12		Miami	21-14
1982	Blacksburg	15		Miami	14-8
1987	Miami	3		Miami	27-13
1992	Blacksburg	1		Miami	43-23
1993	Miami	3		Miami	21-2
1994	Miami	6	13	Miami	24-3
1995	Blacksburg	17		Virginia Tech	13-7
1996	Miami	18	21	Virginia Tech	21-7
1997	Blacksburg	20		Virginia Tech	27-25
1998	Miami			Virginia Tech (ot)	27-20
1999	Blacksburg	19	2	Virginia Tech	43-10
2000	Miami	3	2	Miami	41-21
2001	Blacksburg	1	14	Miami	26-24
2002	Miami	1	17	Miami	56-45
2003	Blacksburg	2	10	Virginia Tech	31-7
2004	Miami	9	11	Virginia Tech	16-10
2005	Blacksburg	5	3	Miami	27-7
2006	Miami	23		Virginia Tech	17-10
2007	Blacksburg	10		Virginia Tech	44-14
2008	Miami Gardens			Miami	16-14
2009	Blacksburg	9	11	Virginia Tech	31-7
2010	Miami Gardens	24	14	Virginia Tech	31-17
2011	Blacksburg	21		Virginia Tech	38-35
2012	Miami Gardens			Miami	30-12
2013	Miami Gardens	14		Virginia Tech	42-24
2014	Blacksburg			Miami	30-6

## MIAMI vs. WAKE FOREST

SERIES ..... Miami leads 8-3-0  
 at Miami (includes Miami Gardens) ..... Series tied 3-3-0  
 at Miami Gardens ..... Series tied 1-1-0  
 at Winston-Salem ..... Miami leads 2-0-0  
 at Wake Forest ..... Miami leads 2-0-0  
 In ACC Play ..... Miami leads 5-0-0

Year	Site/Bowl	AP Rank		Winner	Score
		MIA	WF		
1928	Miami			Wake Forest	13-6
1935	Wake Forest			Miami	3-0
1939	Miami			Wake Forest	33-0
1944	Miami			Wake Forest	27-0
1969	Miami			Miami	49-7
1971	Wake Forest			Miami	29-10
2004	Miami	12		Miami	52-7
2005	Winston-Salem	3		Miami	47-17
2008	Miami Gardens			Miami	16-10
2009	Winston-Salem			Miami	28-27
2013	Miami Gardens	7		Miami	24-21

## NORTH CAROLINA vs. NC STATE

SERIES ..... North Carolina leads 65-33-6  
 at Chapel Hill ..... North Carolina leads 35-18-2  
 at Raleigh ..... North Carolina leads 28-15-4  
 Neutral Site/Bowls ..... North Carolina leads 2-0-0  
 In ACC play ..... North Carolina leads 34-28-0

Year	Site/Bowl	AP Rank		Winner	Score
		NC	NCS		
1894	Chapel Hill			North Carolina	44-0
1894	Raleigh			North Carolina	16-0
1895	Chapel Hill			North Carolina	36-0
1897	Chapel Hill			North Carolina	40-0
1898	Chapel Hill			North Carolina	34-0
1899	Chapel Hill			North Carolina	34-0
1899	Raleigh			TIE	11-11
1901	Chapel Hill			North Carolina	39-0
1901	Raleigh			North Carolina	30-0
1902	Raleigh			TIE	0-0
1904	Chapel Hill			TIE	0-0
1905	Raleigh			TIE	6-6
1919	Raleigh			North Carolina	13-12
1920	Raleigh			NC State	13-3
1921	Raleigh			NC State	7-0
1922	Raleigh			North Carolina	14-9
1923	Raleigh			North Carolina	14-0
1924	Raleigh			North Carolina	10-0
1925	Raleigh			North Carolina	17-0
1926	Chapel Hill			North Carolina	12-0
1927	Raleigh			NC State	19-6
1928	Raleigh			TIE	6-6
1929	Chapel Hill			North Carolina	32-0
1930	Chapel Hill			North Carolina	13-6
1931	Raleigh			North Carolina	18-15
1932	Chapel Hill			North Carolina	13-0
1933	Raleigh			North Carolina	6-0
1934	Chapel Hill			TIE	7-7
1935	Raleigh			North Carolina	35-6
1936	Chapel Hill	9		North Carolina	21-6
1937	Raleigh			North Carolina	20-0
1938	Raleigh			North Carolina	21-0
1939	Chapel Hill			North Carolina	17-0
1940	Raleigh			North Carolina	13-7
1941	Chapel Hill			NC State	13-7
1942	Raleigh			NC State	21-14
1943	Chapel Hill			North Carolina	27-13
1947	Chapel Hill			North Carolina	41-6
1948	Chapel Hill	18		North Carolina	14-0
1949	Chapel Hill	1		North Carolina	26-6
1950	Chapel Hill			North Carolina	13-7
1951	Chapel Hill	20		North Carolina	21-0
1953	Chapel Hill			North Carolina	29-7
1954	Raleigh			North Carolina	20-6
1955	Raleigh			North Carolina	25-18
1956	Chapel Hill			NC State	26-6
1957	Chapel Hill			NC State	7-0
1958	Chapel Hill	10		NC State	21-14
1959	Chapel Hill			North Carolina	20-12
1960	Chapel Hill			NC State	3-0
1961	Chapel Hill			North Carolina	27-22
1962	Chapel Hill			NC State	7-6
1963	Chapel Hill			North Carolina	31-10
1964	Chapel Hill			NC State	14-13
1965	Raleigh			North Carolina	10-7
1966	Chapel Hill			North Carolina	10-7
1967	Raleigh			NC State	13-7
1968	Chapel Hill			NC State	38-6
1969	Raleigh			NC State	10-3
1970	Chapel Hill			North Carolina	19-0
1971	Raleigh	20		North Carolina	27-7
1972	Chapel Hill			North Carolina	34-33
1973	Raleigh			NC State	28-26
1974	Chapel Hill	14		North Carolina	33-14
1975	Raleigh			NC State	21-20
1976	Chapel Hill			NC State	21-13
1977	Raleigh			North Carolina	27-14
1978	Chapel Hill			NC State	34-7
1979	Raleigh	19	15	North Carolina	35-21</



# ACC SERIES RECORDS

## NORTH CAROLINA vs. PITTSBURGH

**SERIES** North Carolina leads 6-3-0  
**at Chapel Hill**..... North Carolina leads 4-0-0  
**at Pittsburgh (inc. Three Rivers)**..... Series tied 2-2-0  
**Three Rivers**..... Series tied 1-1-0  
**Neutral Site/Bowls**..... Pittsburgh leads 1-0-0  
**In ACC play**..... North Carolina leads 2-0-0

AP Rank	
Year	Site/Bowl..... NC Pitt... Winner ..... Score
1974	Chapel Hill.....17.....North Carolina.....45-29
1978	Pittsburgh.....9.....Pittsburgh.....20-16
1979	Chapel Hill.....13.....North Carolina.....17-7
1982	Three Rivers.....5.....1.....Pittsburgh.....7-6
1998	Chapel Hill.....North Carolina.....29-10
2000	Three Rivers.....North Carolina.....20-17
2009	Meineke Bowl.....17.....Pittsburgh.....19-17
	Charlotte, N.C.
2013	Pittsburgh.....North Carolina.....34-27
2014	Chapel Hill.....North Carolina.....40-35

## NORTH CAROLINA vs. SYRACUSE

**SERIES** Series Tied 2-2-0  
**at Syracuse**..... North Carolina leads 2-0-0  
**at Chapel Hill**..... Syracuse leads 2-0-0

AP Rank	
Year	Site/Bowl..... NC . Syr.... Winner ..... Score
1995	Chapel Hill.....20.....Syracuse.....20-9
1996	Syracuse.....24.....North Carolina.....27-10
2002	Syracuse.....North Carolina.....30-22
2003	Chapel Hill.....Syracuse.....(3ot) 49-47

## NORTH CAROLINA vs. VIRGINIA

**SERIES**..... North Carolina leads 61-54-4  
**at Chapel Hill**..... North Carolina leads 32-13-3  
**at Charlottesville**..... Virginia leads 25-23-0  
**Neutral Site/Bowls**..... Virginia leads 17-5-1  
**In ACC Play**..... North Carolina leads 33-27-1  
**NOTE** - The ACC series' totals reflect a UNC forfeit of the 1956 game.

AP Rank	
Year	Site/Bowl..... NC VA Winner ..... Score
1892	Charlottesville.....Virginia.....30-18
1892	Atlanta.....20.....North Carolina.....26-0
1893	Richmond.....Virginia.....16-0
1894	Richmond.....Virginia.....34-0
1895	Richmond.....Virginia.....6-0
1896	Richmond.....Virginia.....46-0
1897	Richmond.....Virginia.....12-0
1898	Richmond.....North Carolina.....6-2
1900	Norfolk.....Virginia.....17-0
1901	Norfolk.....Virginia.....23-6
1902	Richmond.....TIE.....12-12
1903	Richmond.....North Carolina.....16-0
1904	Richmond.....Virginia.....12-11
1905	Norfolk.....North Carolina.....17-0
1907	Richmond.....Virginia.....9-4
1908	Richmond.....Virginia.....31-0
1910	Richmond.....Virginia.....7-0
1911	Richmond.....Virginia.....28-0
1912	Richmond.....Virginia.....66-0
1913	Richmond.....Virginia.....26-7
1914	Richmond.....Virginia.....20-3
1915	Richmond.....Virginia.....14-0
1916	Richmond.....North Carolina.....7-0
1919	Chapel Hill.....North Carolina.....6-0
1920	Charlottesville.....Virginia.....14-0
1921	Chapel Hill.....North Carolina.....7-3
1922	Chapel Hill.....North Carolina.....10-7
1923	Chapel Hill.....TIE.....0-0
1924	Charlottesville.....Virginia.....7-0
1925	Chapel Hill.....TIE.....3-3
1926	Charlottesville.....Virginia.....3-0
1927	Chapel Hill.....North Carolina.....14-13
1928	Charlottesville.....North Carolina.....24-20
1929	Chapel Hill.....North Carolina.....41-7
1930	Charlottesville.....North Carolina.....41-0
1931	Chapel Hill.....North Carolina.....13-6
1932	Charlottesville.....Virginia.....14-7
1933	Chapel Hill.....North Carolina.....14-0
1934	Charlottesville.....North Carolina.....25-6
1935	Chapel Hill.....North Carolina.....61-0
1936	Charlottesville.....North Carolina.....59-14
1937	Chapel Hill.....19.....North Carolina.....40-0
1938	Charlottesville.....North Carolina.....20-0
1939	Chapel Hill.....16.....North Carolina.....19-0
1940	Charlottesville.....North Carolina.....10-7
1941	Chapel Hill.....Virginia.....28-7
1942	Charlottesville.....North Carolina.....28-13
1943	Chapel Hill.....North Carolina.....54-7
1944	Norfolk.....Virginia.....26-7
1945	Chapel Hill.....20.....North Carolina.....27-18
1946	Charlottesville.....11.....North Carolina.....49-14
1947	Chapel Hill.....10.....North Carolina.....40-7
1948	Charlottesville.....4.....North Carolina.....34-12
1949	Chapel Hill.....19.....North Carolina.....14-7
1950	Charlottesville.....Virginia.....44-13
1951	Charlottesville.....Virginia.....34-14
1952	Chapel Hill.....Virginia.....34-7
1953	Charlottesville.....North Carolina.....33-7
1954	Charlottesville.....North Carolina.....26-14
1955	Chapel Hill.....North Carolina.....26-14
1956	Charlottesville (forfeit).....North Carolina.....21-7
1957	Chapel Hill.....Virginia.....20-13
1958	Charlottesville.....15.....North Carolina.....42-0
1959	Chapel Hill.....North Carolina.....41-0
1960	Charlottesville.....North Carolina.....35-8
1961	Chapel Hill.....North Carolina.....24-0
1962	Charlottesville.....North Carolina.....11-7
1963	Chapel Hill.....North Carolina.....11-7
1964	Charlottesville.....Virginia.....31-27
1965	Chapel Hill.....Virginia.....21-17

1966	Chapel Hill.....Virginia.....21-14
1967	Charlottesville.....Virginia.....40-17
1968	Chapel Hill.....Virginia.....41-6
1969	Charlottesville.....North Carolina.....12-0
1970	Chapel Hill.....North Carolina.....30-15
1971	Charlottesville.....North Carolina.....32-20
1972	Chapel Hill.....18.....North Carolina.....23-3
1973	Charlottesville.....Virginia.....44-40
1974	Chapel Hill.....North Carolina.....24-10
1975	Charlottesville.....North Carolina.....31-28
1976	Chapel Hill.....North Carolina.....31-6
1977	Charlottesville.....17.....North Carolina.....35-14
1978	Chapel Hill.....North Carolina.....38-20
1979	Charlottesville.....North Carolina.....13-7
1980	Chapel Hill.....15.....North Carolina.....26-3
1981	Charlottesville.....13.....North Carolina.....17-14
1982	Chapel Hill.....19.....North Carolina.....27-14
1983	Charlottesville.....Virginia.....17-14
1984	Chapel Hill.....19.....TIE.....24-24
1985	Charlottesville.....Virginia.....24-22
1986	Chapel Hill.....North Carolina.....27-7
1987	Charlottesville.....Virginia.....20-17
1988	Chapel Hill.....Virginia.....27-24
1989	Charlottesville.....Virginia.....50-17
1990	Chapel Hill.....11.....Virginia.....24-10
1991	Charlottesville.....Virginia.....14-9
1992	Chapel Hill.....North Carolina.....27-7
1993	Charlottesville.....12.....21.....Virginia.....17-10
1994	Charlottesville.....15.....25.....Virginia.....34-10
1995	Chapel Hill.....9.....North Carolina.....22-17
1996	Charlottesville.....6.....24.....Virginia.....20-17
1997	Chapel Hill.....5.....North Carolina.....48-20
1998	Charlottesville.....21.....Virginia.....30-13
1999	Chapel Hill.....23.....Virginia.....20-17
2000	Charlottesville.....Virginia.....17-7
2001	Chapel Hill.....North Carolina.....30-24
2002	Charlottesville.....Virginia.....37-27
2003	Chapel Hill.....Virginia.....38-13
2004	Charlottesville.....15.....Virginia.....56-24
2005	Chapel Hill.....23.....North Carolina.....7-5
2006	Charlottesville.....Virginia.....22-0
2007	Chapel Hill.....Virginia.....23-20
2008	Charlottesville.....18.....Virginia.....(ot) 16-13
2009	Chapel Hill.....Virginia.....16-3
2010	Charlottesville.....North Carolina.....44-10
2011	Chapel Hill.....North Carolina.....28-17
2012	Charlottesville.....North Carolina.....37-13
2013	Chapel Hill.....North Carolina.....45-14
2014	Charlottesville.....North Carolina.....28-27

## NORTH CAROLINA vs. VIRGINIA TECH

**SERIES**..... Virginia Tech leads 20-11-6  
**at Chapel Hill**..... Virginia Tech leads 6-4-2  
**at Blacksburg**..... Virginia Tech leads 4-2-0  
**Neutral Site/Bowls**..... Virginia Tech leads 10-5-4  
**In ACC Play**..... Virginia Tech leads 9-2-0

AP Rank	
Year	Site/Bowl..... NC VT Winner ..... Score
1895	Charlotte.....North Carolina.....32-5
1896	Danville.....TIE.....0-0
1897	Danville.....Virginia Tech.....4-0
1898	Winston-Salem.....North Carolina.....28-6
1900	Chapel Hill.....TIE.....0-0
1902	Roanoke.....TIE.....0-0
1903	Norfolk.....Virginia Tech.....21-0
1904	Chapel Hill.....North Carolina.....6-0
1905	Richmond.....Virginia Tech.....35-6
1906	Richmond.....TIE.....0-0
1907	Richmond.....Virginia Tech.....20-6
1908	Richmond.....Virginia Tech.....10-0
1909	Richmond.....Virginia Tech.....15-0
1910	Richmond.....Virginia Tech.....20-0
1911	Richmond.....TIE.....0-0
1912	Raleigh.....Virginia Tech.....26-0
1913	Winston-Salem.....Virginia Tech.....14-7
1916	Roanoke.....Virginia Tech.....14-7
1928	Chapel Hill.....Virginia Tech.....16-14
1929	Chapel Hill.....North Carolina.....38-13
1930	Blacksburg.....North Carolina.....39-21
1938	Chapel Hill.....North Carolina.....7-0
1939	Norfolk.....North Carolina.....13-6
1945	Roanoke.....North Carolina.....14-0
1946	Chapel Hill.....TIE.....14-14
1997	Gator Bowl.....7.....North Carolina.....42-3
2004	Chapel Hill.....18.....Virginia Tech.....27-24
2005	Blacksburg.....5.....Virginia Tech.....30-3
2006	Chapel Hill.....16.....Virginia Tech.....35-10
2007	Blacksburg.....17.....Virginia Tech.....17-10
2008	Chapel Hill.....Virginia Tech.....20-17
2009	Blacksburg.....14.....North Carolina.....20-17
2010	Chapel Hill.....16.....Virginia Tech.....26-10
2011	Blacksburg.....9.....Virginia Tech.....24-21
2012	Chapel Hill.....16.....North Carolina.....48-34
2013	Blacksburg.....Virginia Tech.....27-17
2014	Chapel Hill.....Virginia Tech.....34-17

## NORTH CAROLINA vs. WAKE FOREST

**SERIES**..... North Carolina leads 68-35-2  
**at Chapel Hill**..... North Carolina leads 41-18-2  
**at Winston-Salem**..... North Carolina leads 19-11-0  
**at Old Wake Forest**..... Wake Forest leads 2-1-0  
**Neutral Site/Bowls**..... North Carolina leads 7-4-0  
**In ACC Play**..... North Carolina leads 34-19-1

AP Rank	
Year	Site/Bowl..... NC WF Winner ..... Score
1888	Raleigh.....Wake Forest.....6-4
1889	Raleigh.....North Carolina.....33-0
1889	Raleigh.....Wake Forest.....18-8
1891	Raleigh (forfeit).....Wake Forest.....1-0
1893	Raleigh.....North Carolina.....40-0
1908	Chapel Hill.....North Carolina.....17-0
1909	Chapel Hill.....North Carolina.....18-0
1910	Chapel Hill.....North Carolina.....37-0

1911	Chapel Hill.....North Carolina.....12-3
1912	Chapel Hill.....North Carolina.....9-2
1913	Chapel Hill.....North Carolina.....7-0
1913	Durham.....North Carolina.....29-0
1914	Durham.....North Carolina.....53-0
1914	Raleigh.....North Carolina.....12-7
1915	Chapel Hill.....North Carolina.....35-0
1916	Chapel Hill.....North Carolina.....20-0
1919	Chapel Hill.....North Carolina.....6-0
1920	Chapel Hill.....North Carolina.....6-0
1921	Chapel Hill.....North Carolina.....21-0
1922	Goldboro.....North Carolina.....62-3
1923	Chapel Hill.....North Carolina.....22-0
1924	Old Wake Forest.....Wake Forest.....7-6
1925	Chapel Hill.....Wake Forest.....6-0
1926	Goldboro.....Wake Forest.....13-0
1927	Chapel Hill.....Wake Forest.....9-8
1928	Chapel Hill.....North Carolina.....65-0
1929	Chapel Hill.....North Carolina.....48-0
1930	Chapel Hill.....North Carolina.....13-7
1931	Chapel Hill.....North Carolina.....37-0
1932	Chapel Hill.....TIE.....0-0
1933	Chapel Hill.....North Carolina.....26-0
1934	Chapel Hill.....North Carolina.....21-0
1935	Chapel Hill.....North Carolina.....14-0
1936	Charlotte.....North Carolina.....14-7
1937	Old Wake Forest.....North Carolina.....28-0
1938	Chapel Hill.....North Carolina.....14-6
1939	Chapel Hill.....North Carolina.....36-6
1940	Chapel Hill.....Wake Forest.....12-0
1941	Old Wake Forest.....Wake Forest.....13-0
1942	Chapel Hill.....North Carolina.....6-0
1944	Chapel Hill.....Wake Forest.....7-0
1945	Chapel Hill.....Wake Forest.....14-13
1946	Chapel Hill.....15.....North Carolina.....26-14
1947	Chapel Hill.....19.....Wake Forest.....19-7
1948	Winston-Salem.....2.....North Carolina.....28-6
1949	Chapel Hill.....6.....North Carolina.....28-14
1950	Chapel Hill.....Wake Forest.....13-7
1951	Winston-Salem.....Wake Forest.....39-7
1952	Chapel Hill.....Wake Forest.....9-7
1953	Winston-Salem.....North Carolina.....18-13
1954	Chapel Hill.....North Carolina.....14-7
1955	Winston-Salem.....Wake Forest.....25-0
1956	Chapel Hill.....TIE.....6-6
1957	Winston-Salem.....North Carolina.....14-7
1958	Chapel Hill.....North Carolina.....26-7
1959	Winston-Salem.....North Carolina.....21-19
1960	Chapel Hill.....Wake Forest.....13-12
1961	Winston-Salem.....Wake Forest.....17-14
1962	Chapel Hill.....North Carolina.....23-14
1963	Winston-Salem.....North Carolina.....21-0
1964	Chapel Hill.....North Carolina.....23-0
1965	Winston-Salem.....Wake Forest.....12-10
1966	Chapel Hill.....Wake Forest.....3-0
1967	Chapel Hill.....Wake Forest.....20-10
1968	Winston-Salem.....Wake Forest.....48-31
1969	Chapel Hill.....North Carolina.....23-3
1970	Winston-Salem.....Wake Forest.....14-13
1971	Chapel Hill.....North Carolina.....7-3
1972	Winston-Salem.....North Carolina.....21-0
1973	Chapel Hill.....North Carolina.....42-0
1974	Winston-Salem.....North Carolina.....31-0
1975	Chapel Hill.....Wake Forest.....21-9
1976	Winston-Salem.....North Carolina.....34-14
1977	Chapel Hill.....North Carolina.....24-3
1978	Winston-Salem.....North Carolina.....34-29
1979	Chapel Hill.....14.....Wake Forest.....24-19
1980	Winston-Salem.....8.....North Carolina.....27-9
1981	Chapel Hill.....5.....North Carolina.....48-10
1982	Winston-Salem.....12.....North Carolina.....24-7
1983	Chapel Hill.....4.....North Carolina.....30-10
1984	Winston-Salem.....Wake Forest.....14-3
1985	Chapel Hill.....North Carolina.....34-14
1986	Winston-Salem.....North Carolina.....40-30
1987	Chapel Hill.....Wake Forest.....22-14
1988	Winston-Salem.....Wake Forest.....42-24
1989	Chapel Hill.....Wake Forest.....17-16
1990	Winston-Salem.....North Carolina.....31-24
1991	Chapel Hill.....North Carolina.....24-10
1992	Winston-Salem.....North Carolina.....35-17
1993	Chapel Hill.....15.....North Carolina.....45-35
1994	Winston-Salem.....North Carolina.....50-0
1995	Chapel Hill.....North Carolina.....31-7
1996	Winston-Salem.....15.....North Carolina.....45-6
1997	Chapel Hill.....5.....North Carolina.....30-12
1998	Winston-Salem.....North Carolina.....38-31
1999	Chapel Hill.....Wake Forest.....19-3
2000	Winston-Salem.....North Carolina.....35-14
2001	Chapel Hill.....Wake Forest.....32-31
2002	Winston-Salem.....Wake Forest.....31-0
2003	Chapel Hill.....North Carolina.....42-34
2004	Winston-Salem.....North Carolina.....31-24
2006	Chapel Hill.....24.....Wake Forest.....24-17
2007	Winston-Salem.....Wake Forest.....37-10
2011	Chapel Hill.....North Carolina.....49-24
2012	Winston-Salem.....Wake Forest.....28-27

## NC STATE vs. PITTSBURGH

**SERIES**..... Pittsburgh leads 5-3-1  
**at Pittsburgh**..... Pittsburgh leads 4-0-0  
**at Raleigh**..... NC State leads 2-0-1  
**Neutral Site/Bowls**..... Series tied 1-1-0

AP Rank	
Year	Site/Bowl..... NCS Pitt... Winner ..... Score
1952	Pittsburgh.....Pittsburgh.....48-6
1953	Pittsburgh.....Pittsburgh.....40-6
1978	Tangerine Bowl.....16.....NC State.....30-17
	Orlando, Fla.
1985	Pittsburgh.....Pittsburgh.....24-10
1986	Raleigh.....TIE.....14-14
1987	Pittsburgh.....18.....Pittsburgh.....34-0
1988	Raleigh.....NC State.....14-3

# ACC SERIES RECORDS



2001	Tangerine Bowl.....	Pittsburgh.....	34-19
2009	Raleigh.....	NC State.....	38-31

### NC STATE vs. SYRACUSE

**SERIES..... NC State leads 7-1-0 at Raleigh..... NC State leads 3-1-0 at Syracuse..... NC State leads 4-0-0 In ACC Play..... Syracuse leads 2-0-0**

AP Rank					
Year	Site/Bowl	NCS	Syr...	Winner	Score
1972	Raleigh.....			NC State.....	43-20
1974	Syracuse.....	13.....		NC State.....	28-22
1977	Syracuse.....			NC State.....	38-0
1978	Raleigh.....			NC State.....	27-19
1997	Syracuse.....	13.....		NC State..... (ot)	32-31
1998	Raleigh.....	11.....		NC State.....	38-17
2013	Raleigh.....			Syracuse.....	24-10
2014	Syracuse.....			NC State.....	24-17

### NC STATE vs. VIRGINIA

**SERIES..... NC State leads 34-22-1 at Raleigh..... NC State leads 16-10-0 at Charlottesville..... NC State leads 15-11-1 Neutral Site/Bowls..... NC State leads 3-1-0 In ACC Play..... NC State leads 30-17-0**

AP Rank					
Year	Site/Bowl	NCS	VA	Winner	Score
1904	Charlottesville.....			Virginia.....	5-0
1905	Charlottesville.....			Virginia.....	10-0
1906	Charlottesville.....			TIE.....	0-0
1907	Norfolk.....			NC State.....	10-4
1908	Norfolk.....			Virginia.....	6-0
1944	Norfolk.....			NC State.....	13-0
1945	Charlottesville.....			Virginia.....	26-0
1946	Raleigh.....			NC State.....	27-7
1947	Charlottesville.....	16.....		NC State.....	7-2
1948	Raleigh.....			Virginia.....	21-14
1958	Charlottesville.....			NC State.....	26-14
1960	Raleigh.....			NC State.....	26-7
1961	Charlottesville.....			NC State.....	21-14
1962	Raleigh.....			NC State.....	24-12
1963	Norfolk.....			NC State.....	15-9
1964	Charlottesville.....			NC State.....	24-15
1965	Charlottesville.....			NC State.....	13-0
1966	Raleigh.....			NC State.....	42-21
1967	Charlottesville.....	5.....		NC State.....	30-8
1968	Raleigh.....			NC State.....	19-0
1969	Charlottesville.....			NC State.....	31-0
1970	Raleigh.....			NC State.....	21-16
1971	Raleigh.....			Virginia.....	14-10
1972	Charlottesville.....			NC State.....	35-14
1973	Raleigh.....	17.....		NC State.....	43-23
1974	Charlottesville.....	11.....		NC State.....	22-21
1977	Raleigh.....			NC State.....	14-0
1978	Charlottesville.....	19.....		NC State.....	24-21
1979	Raleigh.....			NC State.....	31-27
1980	Charlottesville.....			NC State.....	27-13
1981	Raleigh.....			NC State.....	30-24
1982	Charlottesville.....			NC State.....	16-13
1983	Raleigh.....			Virginia.....	26-14
1984	Charlottesville.....			Virginia.....	45-0
1985	Raleigh.....			NC State.....	23-22
1986	Charlottesville.....	15.....		Virginia.....	20-16
1987	Raleigh.....			Virginia.....	34-31
1988	Charlottesville.....			Virginia.....	19-14
1989	Raleigh.....	18.....	24.....	Virginia.....	20-9
1990	Charlottesville.....	2.....		Virginia.....	31-0
1991	Raleigh.....	18.....	24.....	Virginia.....	42-10
1992	Charlottesville.....			NC State.....	31-7
1993	Raleigh.....	16.....		NC State.....	34-29
1994	Charlottesville.....	13.....		NC State.....	30-27
1995	Raleigh.....	23.....	16.....	Virginia.....	29-24
1996	Raleigh.....	20.....		Virginia.....	62-14
1997	Raleigh.....			NC State.....	31-24
1998	Charlottesville.....	16.....		Virginia.....	23-13
1999	Raleigh.....			Virginia.....	47-26
2000	Charlottesville.....			Virginia.....	24-17
2001	Raleigh.....			NC State.....	24-0
2002	Charlottesville.....	22.....		Virginia.....	14-9
2003	Raleigh.....			NC State.....	51-37
2006	Charlottesville.....			Virginia.....	14-7
2007	Raleigh.....	21.....		NC State.....	29-24
2011	Charlottesville.....			NC State.....	28-14
2012	Raleigh.....			Virginia.....	33-6

### NC STATE vs. VIRGINIA TECH

**SERIES..... Virginia Tech leads 26-18-4 at Raleigh..... NC State leads 7-4-1 at Blacksburg..... Virginia Tech leads 8-2-2 Neutral Site/Bowls..... Virginia Tech leads 14-9-1 In ACC Play..... Virginia Tech leads 3-1-0**

AP Rank					
Year	Site/Bowl	NCS	VT	Winner	Score
1900	Raleigh.....			Virginia Tech.....	18-2
1902	Blacksburg.....			Virginia Tech.....	11-6
1903	Blacksburg.....			Virginia Tech.....	21-0
1906	Richmond.....			Virginia Tech.....	6-0
1908	Norfolk.....			NC State.....	6-5
1909	Norfolk.....			Virginia Tech.....	18-5
1910	Norfolk.....			NC State.....	5-3
1911	Norfolk.....			Virginia Tech.....	3-0
1914	Roanoke.....			Virginia Tech.....	3-0
1916	Norfolk.....			Virginia Tech.....	40-0
1917	Norfolk.....			TIE.....	7-7
1918	Norfolk.....			Virginia Tech.....	25-0
1919	Norfolk.....			NC State.....	3-0
1920	Norfolk.....			NC State.....	14-6
1921	Norfolk.....			Virginia Tech.....	7-3
1922	Norfolk.....			Virginia Tech.....	24-0
1923	Norfolk.....			Virginia Tech.....	16-0
1924	Raleigh.....			NC State.....	6-3
1925	Blacksburg.....			TIE.....	0-0

1934	Portsmouth.....			Virginia Tech.....	7-6
1935	Portsmouth.....			NC State.....	6-0
1936	Raleigh.....			NC State.....	13-0
1937	Raleigh.....			NC State.....	13-7
1938	Blacksburg.....			Virginia Tech.....	7-0
1941	Winston-Salem.....			Virginia Tech.....	14-13
1945	Raleigh.....			NC State.....	6-0
1946	Blacksburg.....	12.....		Virginia Tech.....	14-6
1949	Norfolk.....			NC State.....	14-13
1950	Raleigh.....			NC State.....	34-6
1951	Blacksburg.....			NC State.....	19-14
1954	Blacksburg.....			Virginia Tech.....	30-21
1955	Bluefield, WV.....			Virginia Tech.....	34-26
1956	Norfolk.....	20.....		Virginia Tech.....	35-6
1957	Roanoke.....	19.....		NC State.....	12-0
1958	Raleigh.....			TIE.....	14-14
1959	Norfolk.....			NC State.....	15-13
1960	Raleigh.....			NC State.....	29-14
1963	Raleigh.....			NC State.....	13-7
1964	Blacksburg.....			Virginia Tech.....	28-19
1966	Peach Bowl.....	18.....		Virginia Tech.....	25-24
1989	Raleigh.....			Virginia Tech.....	25-23
1990	Blacksburg.....			Virginia Tech.....	20-16
1991	Raleigh.....			NC State.....	7-0
1992	Blacksburg.....	21.....		TIE.....	13-13
2004	Blacksburg.....			NC State.....	17-16
2005	Raleigh.....	8.....		Virginia Tech.....	20-16
2009	Blacksburg.....	16.....		Virginia Tech.....	38-10
2010	Raleigh.....			Virginia Tech.....	40-21

### NC STATE vs. WAKE FOREST

**SERIES..... NC State leads 64-38-6 at Raleigh..... NC State leads 43-22-5 at Winston-Salem..... NC State leads 20-15-1 at Old Wake Forest..... Series tied 1-1-0 In ACC Play..... NC State leads 39-22-1**

AP Rank					
Year	Site/Bowl	NCS	WF	Winner	Score
1895	Raleigh.....			TIE.....	4-4
1908	Winston-Salem.....			NC State.....	25-0
1908	Winston-Salem.....			NC State.....	76-0
1910	Raleigh.....			NC State.....	28-3
1911	Raleigh.....			NC State.....	13-6
1912	Winston-Salem.....			NC State.....	12-0
1913	Raleigh.....			NC State.....	37-0
1914	Raleigh.....			NC State.....	51-0
1915	Raleigh.....			NC State.....	7-0
1916	Raleigh.....			NC State.....	6-0
1917	Raleigh.....			NC State.....	17-6
1918	Raleigh.....			Wake Forest.....	21-0
1919	Raleigh.....			NC State.....	21-7
1920	Raleigh.....			NC State.....	49-7
1921	Raleigh.....			NC State.....	14-0
1922	Winston-Salem.....			NC State.....	32-0
1923	Raleigh.....			Wake Forest.....	14-0
1924	Raleigh.....			Wake Forest.....	12-0
1925	Raleigh.....			NC State.....	6-0
1926	Raleigh.....			NC State.....	7-3
1927	Raleigh.....			NC State.....	30-7
1928	Raleigh.....			NC State.....	37-0
1929	Raleigh.....			NC State.....	8-6
1930	Raleigh.....			Wake Forest.....	7-0
1931	Raleigh.....			Wake Forest.....	6-0
1932	Raleigh.....			TIE.....	0-0
1933	Raleigh.....			TIE.....	0-0
1934	Raleigh.....			Wake Forest.....	13-12
1935	Raleigh.....			NC State.....	21-6
1936	Raleigh.....			Wake Forest.....	9-0
1937	Winston-Salem.....			NC State.....	20-0
1938	Raleigh.....			NC State.....	19-7
1939	Raleigh.....			Wake Forest.....	32-0
1940	Raleigh.....			Wake Forest.....	20-14
1941	Raleigh.....			Wake Forest.....	7-0
1942	Raleigh.....			TIE.....	0-0
1943	Raleigh.....			Wake Forest.....	54-6
1944	Raleigh.....			Wake Forest.....	21-7
1945	Raleigh.....			Wake Forest.....	19-18
1946	Old Wake Forest.....			NC State.....	14-6
1947	Raleigh.....			NC State.....	20-0
1948	Old Wake Forest.....			Wake Forest.....	34-13
1949	Raleigh.....	18.....		NC State.....	27-14
1950	Winston-Salem.....	16.....		TIE.....	6-6
1951	Raleigh.....			Wake Forest.....	21-6
1952	Winston-Salem.....			Wake Forest.....	21-6
1953	Raleigh.....			Wake Forest.....	20-7
1954	Raleigh.....			Wake Forest.....	26-0
1955	Raleigh.....			TIE.....	13-13
1956	Winston-Salem.....			Wake Forest.....	13-0
1957	Raleigh.....	10.....		NC State.....	19-0
1958	Winston-Salem.....			Wake Forest.....	13-7
1959	Raleigh.....			Wake Forest.....	17-14
1960	Winston-Salem.....			NC State.....	14-12
1961	Raleigh.....			NC State.....	7-0
1962	Winston-Salem.....			NC State.....	27-3
1963	Raleigh.....			NC State.....	42-0
1964	Winston-Salem.....			Wake Forest.....	27-13
1965	Raleigh.....			NC State.....	13-11
1966	Winston-Salem.....			NC State.....	15-12
1967	Raleigh.....	5.....		NC State.....	24-7
1968	Winston-Salem.....			NC State.....	10-6
1969	Raleigh.....			Wake Forest.....	22-21
1970	Winston-Salem.....			Wake Forest.....	16-13
1971	Raleigh.....			NC State.....	21-14
1972	Winston-Salem.....			NC State.....	42-13
1973	Raleigh.....	16.....		NC State.....	52-13
1974	Winston-Salem.....	18.....		NC State.....	35-15
1975	Raleigh.....	15.....		Wake Forest.....	30-22
1976	Winston-Salem.....			Wake Forest.....	20-18
1977	Raleigh.....			NC State.....	41-14
1978	Winston-Salem.....			NC State.....	34-10
1979	Raleigh.....	16.....		NC State.....	17-14
1980	Raleigh.....			Wake Forest.....	27-7
1981	Winston-Salem.....			NC State.....	28-23
1982	Raleigh.....			NC State.....	30-0

1983	Winston-Salem.....			NC State.....	38-15
1984	Raleigh.....			Wake Forest.....	24-15
1985	Winston-Salem.....			NC State.....	20-17
1986	Raleigh.....			NC State.....	42-38
1987	Winston-Salem.....			Wake Forest.....	21-3
1988	Raleigh.....			NC State.....	14-6
1989	Winston-Salem.....	19.....		NC State.....	27-17
1990	Raleigh.....			NC State.....	20-15
1991	Winston-Salem.....	13.....		NC State.....	30-3
1992	Raleigh.....	13.....	25.....	NC State.....	42-14
1993	Winston-Salem.....	18.....		NC State.....	34-16
1994	Raleigh.....			NC State.....	34-3
1995	Winston-Salem.....			NC State.....	52-23
1996	Raleigh.....			NC State.....	37-22
1997	Winston-Salem.....			Wake Forest.....	19-18
1998	Raleigh.....			NC State.....	38-27
1999	Winston-Salem.....	25.....		Wake Forest.....	31-7
2000	Raleigh.....			NC State.....	32-14
2001	Winston-Salem.....			NC State.....	17-14
2002	Raleigh.....	19.....		NC State.....	32-13
2003	Winston-Salem.....	11.....		Wake Forest.....	38-24
2004	Raleigh.....			NC State..... (ot)	27-21
2005	Winston-Salem.....			Wake Forest.....	27-21
2006	Raleigh.....			Wake Forest.....	25-23
2007	Winston-Salem.....			Wake Forest.....	38-18
2008	Raleigh.....			NC State.....	21-17
2009	Winston-Salem.....			Wake Forest.....	30-24
2010	Raleigh.....			NC State.....	38-3
2011	Winston-Salem.....			Wake Forest.....	34-27
2012	Raleigh.....			NC State.....	37-6
2013	Winston-Salem.....			Wake Forest.....	28-13
2014	Raleigh.....			NC State.....	41-21

### PITTSBURGH vs. SYRACUSE

**SERIESPittsburgh leads 36-31-3 at Pittsburgh..... Pittsburgh leads 21-11-0 at Syracuse..... Syracuse leads 18-15-3 Neutral Site/Bowls..... Syracuse leads 2-0-0 In ACC play..... Pittsburgh leads 2-0-0**

AP Rank					
Year	Site/Bowl	Pitt	Syr...	Winner	Score
1916	Syracuse.....			Pittsburgh.....	30-0
1917	Pittsburgh.....			Pittsburgh.....	28-0
1919	Syracuse.....			Syracuse.....	24-3
1920	Syracuse.....			TIE.....	7-7
1921					



# ACC SERIES RECORDS

## PITTSBURGH vs. VIRGINIA

SERIES.....Pittsburgh leads 4-3-0  
 at Blacksburg.....Pittsburgh leads 3-0-0  
 at Charlottesville.....Virginia leads 2-1-0  
 Neutral Site/Bowls.....Virginia leads 1-0-0  
 In ACC play.....Series tied 1-1-0

Year	Site/Bowl	AP Rank	Winner	Score
1953	Charlottesville	Pitt. U Va	Pittsburgh	26-0
1955	Pittsburgh		Pittsburgh	18-7
2003	Continental Tire Charlotte, N.C.		Virginia	23-16
2006	Pittsburgh		Pittsburgh	38-13
2007	Charlottesville		Virginia	44-14
2013	Pittsburgh		Pittsburgh	14-3
2014	Charlottesville		Virginia	24-19

## PITTSBURGH vs. VIRGINIA TECH

SERIES.....Virginia Tech leads 8-6-0  
 at Blacksburg.....Virginia Tech leads 5-1-0  
 at Pittsburgh.....Pittsburgh leads 5-3-0  
 In ACC play.....Series tied 1-1-0

Year	Site/Bowl	AP Rank	Winner	Score
1993	Pittsburgh		Virginia Tech	63-21
1994	Blacksburg	17	Virginia Tech	45-7
1995	Pittsburgh		Virginia Tech	26-16
1996	Blacksburg	21	Virginia Tech	34-17
1997	Pittsburgh	19	Pittsburgh	30-23
1998	Blacksburg	21	Virginia Tech	27-7
1999	Pittsburgh	3	Virginia Tech	30-17
2000	Blacksburg	2	Virginia Tech	37-34
2001	Pittsburgh	12	Pittsburgh	38-7
2002	Blacksburg	3	Pittsburgh	28-21
2003	Pittsburgh	25	Pittsburgh	31-28
2012	Pittsburgh	13	Pittsburgh	35-17
2013	Blacksburg	24	Virginia Tech	19-9
2014	Pittsburgh		Pittsburgh	21-16

## PITTSBURGH vs. WAKE FOREST

SERIES.....Have Not Played  
 at Blacksburg.....  
 at Winston-Salem.....  
 Neutral Site/Bowls.....

## SYRACUSE vs. VIRGINIA

SERIES.....Series Tied 2-2-0  
 at Charlottesville.....Series Tied 1-1-0  
 at Syracuse.....Series Tied 1-1-0

Year	Site/Bowl	AP Rank	Winner	Score
1975	Charlottesville		Syracuse	37-0
1977	Syracuse		Syracuse	6-3
2004	Charlottesville	12	Virginia	31-10
2005	Syracuse	25	Virginia	27-24

## SYRACUSE vs. VIRGINIA TECH

SERIES.....Syracuse leads 9-8-0  
 In Syracuse.....Syracuse leads 7-2-0  
 In Blacksburg.....Virginia Tech leads 6-2-0

Year	Site/Bowl	AP Rank	Winner	Score
1964	Syracuse		Syracuse	20-15
1985	Blacksburg		Virginia Tech	24-14
1986	Syracuse		Virginia Tech	26-17
1987	Blacksburg	18	Syracuse	35-21
1988	Syracuse		Syracuse	35-0
1992	Syracuse	10	Syracuse	28-9
1993	Blacksburg		Virginia Tech	45-24
1994	Syracuse	14	Syracuse	28-20
1995	Blacksburg	20	Virginia Tech	31-7
1996	Syracuse	18	Syracuse	52-21
1997	Blacksburg	19	Virginia Tech	31-3
1998	Syracuse	16	Syracuse	28-26
1999	Blacksburg	16	Virginia Tech	62-0
2000	Syracuse	2	Virginia Tech	22-14
2001	Blacksburg	4	Syracuse	22-14
2002	Syracuse	8	Syracuse	(3ot) 50-42
2003	Blacksburg	4	Virginia Tech	51-7

## SYRACUSE vs. WAKE FOREST

SERIES.....Syracuse leads 3-1-0  
 at Winston-Salem.....Syracuse leads 2-0-0  
 at Syracuse.....Series tied 1-1-0  
 In ACC play.....Syracuse leads 2-0-0

Year	Site/Bowl	AP Rank	Winner	Score
2006	Winston-Salem		Wake Forest	20-10
2010	Syracuse		Syracuse	(ot) 36-29
2013	Syracuse		Syracuse	13-0
2014	Winston-Salem		Syracuse	30-7

## VIRGINIA vs. VIRGINIA TECH

SERIES.....Virginia Tech leads 54-37-5  
 at Charlottesville.....Virginia Tech leads 21-18-3  
 at Blacksburg.....Virginia Tech leads 22-8-1  
 Neutral Site/Bowls.....Series tied 11-11-1  
 In ACC play.....Virginia Tech leads 10-0-0

Year	Site/Bowl	AP Rank	Winner	Score
1895	Charlottesville		Virginia	38-0
1896	Charlottesville		Virginia	44-0
1899	Charlottesville		Virginia	28-0
1900	Charlottesville		Virginia	17-5
1901	Blacksburg		Virginia	16-0
1902	Charlottesville		Virginia	6-0
1903	Richmond		Virginia	21-0

1904	Richmond		Virginia	5-0	
1905	Charlottesville		Virginia Tech	11-0	
1923	Charlottesville		Virginia Tech	6-3	
1924	Blacksburg		Virginia	6-0	
1925	Charlottesville		Virginia	10-0	
1926	Blacksburg		Virginia Tech	6-0	
1927	Charlottesville		Virginia	7-0	
1928	Blacksburg		Virginia Tech	20-0	
1929	Charlottesville		Virginia Tech	32-12	
1930	Blacksburg		Virginia Tech	31-13	
1931	Charlottesville		TIE	0-0	
1932	Blacksburg		Virginia Tech	13-0	
1933	Charlottesville		TIE	6-6	
1934	Blacksburg		Virginia Tech	19-6	
1935	Charlottesville		TIE	0-0	
1936	Blacksburg		Virginia Tech	7-6	
1937	Charlottesville		Virginia Tech	14-7	
1938	Blacksburg		Virginia	14-6	
1939	Charlottesville		Virginia Tech	13-0	
1940	Norfolk		Virginia Tech	6-0	
1941	Norfolk		Virginia	34-0	
1942	Norfolk		Virginia Tech	20-14	
1945	Roanoke		Virginia	31-13	
1946	Roanoke		TIE	21-21	
1947	Roanoke		Virginia	41-7	
1948	Roanoke		Virginia	28-0	
1949	Roanoke		Virginia	26-0	
1950	Roanoke		Virginia	45-6	
1951	Roanoke		Virginia	33-0	
1952	Roanoke	16	Virginia	42-0	
1953	Charlottesville		Virginia Tech	20-6	
1954	Roanoke	14	Virginia Tech	6-0	
1955	Roanoke		Virginia Tech	17-13	
1956	Roanoke	16	Virginia Tech	14-7	
1957	Richmond		Virginia	38-7	
1958	Roanoke		Virginia Tech	22-13	
1959	Richmond		Virginia Tech	40-14	
1960	Roanoke		Virginia Tech	40-6	
1961	Roanoke		Virginia Tech	20-0	
1962	Roanoke		Virginia Tech	20-15	
1963	Roanoke		Virginia Tech	10-0	
1964	Charlottesville		Virginia	20-17	
1965	Blacksburg		Virginia Tech	22-14	
1966	Charlottesville		Virginia Tech	24-7	
1970	Blacksburg		Virginia	7-0	
1971	Charlottesville		Virginia Tech	6-0	
1972	Charlottesville		Virginia	24-20	
1973	Blacksburg		Virginia Tech	27-15	
1974	Charlottesville		Virginia	28-27	
1975	Blacksburg		Virginia Tech	24-17	
1976	Charlottesville		Virginia Tech	14-10	
1977	Blacksburg		TIE	14-14	
1978	Charlottesville		Virginia	17-7	
1979	Charlottesville		Virginia	20-18	
1980	Blacksburg		Virginia Tech	30-0	
1981	Charlottesville		Virginia Tech	20-3	
1982	Blacksburg		Virginia Tech	21-14	
1983	Charlottesville		Virginia Tech	48-0	
1984	Blacksburg		Virginia	26-23	
1985	Charlottesville		Virginia Tech	28-10	
1986	Blacksburg		Virginia Tech	42-10	
1987	Charlottesville		Virginia	14-13	
1988	Blacksburg		Virginia	16-10	
1989	Charlottesville	18	Virginia	32-25	
1990	Blacksburg	17	Virginia Tech	38-13	
1991	Charlottesville	20	Virginia	38-0	
1992	Blacksburg		Virginia	41-38	
1993	Charlottesville	23	25	Virginia Tech	20-17
1994	Blacksburg	16	14	Virginia	42-23
1995	Charlottesville	13	20	Virginia Tech	36-29
1996	Blacksburg	20	17	Virginia Tech	26-9
1997	Charlottesville		Virginia	34-20	
1998	Blacksburg	16	20	Virginia	36-32
1999	Charlottesville	24	8	Virginia Tech	31-7
2000	Blacksburg	6	Virginia Tech	42-21	
2001	Charlottesville	18	Virginia Tech	31-17	
2002	Blacksburg	22	Virginia Tech	21-9	
2003	Charlottesville	21	Virginia	35-21	
2004	Blacksburg	16	11	Virginia Tech	24-10
2005	Charlottesville	7	Virginia Tech	52-14	
2006	Blacksburg	17	Virginia Tech	17-0	
2007	Charlottesville	16	8	Virginia Tech	33-21
2008	Blacksburg		Virginia Tech	17-14	
2009	Charlottesville	14	Virginia Tech	42-13	
2010	Blacksburg	13	Virginia Tech	37-7	
2011	Charlottesville	24	6	Virginia Tech	38-0
2012	Blacksburg		Virginia Tech	17-14	
2013	Charlottesville		Virginia Tech	16-6	
2014	Blacksburg		Virginia Tech	24-20	

## VIRGINIA vs. WAKE FOREST

SERIES.....Virginia leads 34-14-0  
 at Charlottesville.....Virginia leads 17-10-0  
 at Winston-Salem.....Virginia leads 16-4-0  
 Neutral Site/Bowls.....Virginia leads 1-0-0  
 In ACC play.....Virginia leads 32-14-0

Year	Site/Bowl	AP Rank	Winner	Score
1889	Richmond		Virginia	46-4
1911	Charlottesville		Virginia	29-6
1955	Charlottesville		Wake Forest	13-7
1956	Charlottesville		Virginia	7-6
1957	Winston-Salem		Virginia	28-20
1959	Winston-Salem		Wake Forest	34-12
1960	Charlottesville		Wake Forest	28-20
1961	Winston-Salem		Wake Forest	21-15
1962	Charlottesville		Virginia	14-12
1964	Charlottesville		Wake Forest	31-21
1966	Charlottesville		Virginia	24-10
1967	Winston-Salem		Virginia	14-12
1969	Charlottesville		Wake Forest	23-21
1970	Charlottesville		Wake Forest	27-7
1972	Winston-Salem		Virginia	15-12
1973	Charlottesville		Virginia	21-10
1974	Winston-Salem		Virginia	14-0

1975	Charlottesville		Wake Forest	66-21
1976	Winston-Salem		Virginia	18-17
1977	Charlottesville		Virginia	20-12
1978	Winston-Salem		Wake Forest	14-0
1980	Winston-Salem		Virginia	24-21
1981	Charlottesville		Wake Forest	24-21
1982	Charlottesville		Virginia	34-27
1983	Winston-Salem		Wake Forest	38-34
1984	Charlottesville		Virginia	28-9
1985	Winston-Salem		Virginia	20-18
1986	Winston-Salem		Virginia	30-28
1987	Charlottesville		Virginia	35-21
1988	Winston-Salem		Virginia	34-14
1989	Charlottesville		Virginia	47-28
1990	Winston-Salem	1	Virginia	49-14
1991	Charlottesville		Virginia	48-7
1992	Winston-Salem	14	Virginia	31-17
1993	Charlottesville	21	Virginia	21-9
1994	Winston-Salem		Virginia	42-6
1995	Charlottesville	11	Virginia	35-17
1996	Winston-Salem	20	Virginia	42-7
1997	Charlottesville		Virginia	21-13
1998	Winston-Salem	15	Virginia	38-17
1999	Charlottesville		Virginia	35-7
2000	Winston-Salem		Virginia	27-10
2001	Charlottesville		Wake Forest	34-30
2002	Winston-Salem		Virginia	38-34
2003	Charlottesville		Virginia	27-24
2007	Charlottesville		Virginia	17-16
2008	Winston-Salem		Wake Forest	28-17
2012	Charlottesville		Wake Forest	16-10

## VIRGINIA TECH vs. WAKE FOREST

SERIES.....Virginia Tech leads 23-12-1  
 at Blacksburg.....Virginia Tech leads 9-4-1  
 at Winston-Salem.....Virginia Tech leads 10-5-0  
 at Old Wake Forest.....Virginia Tech leads 2-1-0  
 Neutral Site/Bowls.....Series tied 2-2-0  
 In ACC play.....Virginia Tech leads 3-1-0

Year	Site/Bowl	AP Rank	Winner	Score
1916	Blacksburg		Virginia Tech	52-0
1917	Wake Forest		Virginia Tech	50-0
1918	Wake Forest		Virginia Tech	27-0
1919	Blacksburg		Virginia Tech	40-0
1954	Richmond		Virginia Tech	32-0
1955	Wake Forest		Wake Forest	13-0
1956	Blacksburg		TIE	13-13
1957	Winston-Salem		Virginia Tech	10-3
1958	Norfolk		Wake Forest	13-6
1959	Winston-Salem		Wake Forest	18-2
1960	Blacksburg		Virginia Tech	22-13
1961	Winston-Salem		Wake Forest	24-15
1962	Blacksburg		Virginia Tech	37-8
1963	Winston-Salem		Virginia Tech	27-0
1964	Roanoke		Wake Forest	38-21
1965	Roanoke		Virginia Tech	12-3
1966	Winston-Salem		Virginia Tech	11-0
1968	Blacksburg		Virginia Tech	7-6
1969	Winston-Salem		Wake Forest	16-10
1970	Winston-Salem		Wake Forest	28-9
1971	Blacksburg		Wake Forest	20-9
1972	Winston-Salem		Virginia Tech	44-9
1975	Blacksburg		Virginia Tech	40-10
1976	Winston-Salem		Virginia Tech	23-6
1977	Blacksburg		Virginia Tech	28-10
1978	Winston-Salem		Virginia Tech	28-6
1979	Blacksburg		Wake Forest	



## MOST PLAYS, TOTAL OFFENSE

**Game:** 82 by Rusty LaRue, Wake Forest vs. Duke, Oct. 28, 1995 (78 pass, 4 run, 464 yards)

**Season:** 722 by Matt Ryan, Boston College, 2007 (654 pass, 68 run, 4,509 yards in 14 games)

**Career:** 1,962 by Philip Rivers, NC State, 2000-03 (1,711 pass, 251 run, 13,582 yards)

## MOST YARDS, TOTAL OFFENSE

**Game:** 568 yards by Stephen Morris, Miami vs. NC State, Sept. 29, 2012 (566 pass, 2 run)

**Season:** 4,600 by Philip Rivers, NC State, 2003 (109 run, 4,491 pass in 13 games)

**Career:** 13,582 by Philip Rivers, NC State, 2000-03 (98 run, 13,484 pass in 49 games)

## GAME TOTAL OFFENSE BY CLASS

**Freshman:** 463 by Deshaun Watson, Clemson vs. North Carolina, Sept. 27, 2014 (435 pass, 28 run)

**Sophomore:** 519 by Scott Milanovich, Maryland vs. Virginia Tech, Sept. 25, 1993 (498 pass, 21 run)

**Junior:** 568 by Stephen Morris, Miami vs. NC State, Sept. 29, 2012 (566 pass, 2 run)

**Senior:** 554 by Rusty LaRue, Wake Forest vs. NC State, Nov. 18, 1995 (545 pass, 9 run)

## SEASON TOTAL OFFENSE BY CLASS

**Freshman:** 4,276 by Jameis Winston, Florida State, 2013 (219 run, 4,057 pass in 14 games)

**Sophomore:** 4,046 by Tajh Boyd, Clemson, 2011 (218 run, 3,828 pass in 14 games)

**Junior:** 4,410 by Tajh Boyd, Clemson, 2012 (514 run, 3,896 pass in 13 games)

**Senior:** 4,600 by Philip Rivers, NC State, 2003 (109 run, 4,491 pass in 13 games)

## HIGHEST AVERAGE GAIN PER PLAY

**Season:** (Min. 750 yards) 9.53 by Chet Hanulak, Maryland, 1953 (79 for 753 yards)

**Career:** (Minimum of 2,500 yards) 8.28 by Jameis Winston, Florida State, 2013-14 (996 plays for 8,248 yards)

## TOUCHDOWN RESPONSIBILITY (TDR)

**Game:** 8 by Tajh Boyd, Clem. vs. NC State, Nov. 17, 2012 (5 TD pass, 3 TD run)

**Season:** 46 by Tajh Boyd, Clemson, 2012 (36 TD pass, 10 TD run)

**Career:** 133 by Tajh Boyd, Clemson, 2010-13 (107 TD pass, 26 TD run)

## POINTS RESPONSIBLE FOR

**Game:** 48 by Tajh Boyd, Clem. vs. NC State, Nov. 17, 2012 (5 TD pass, 3 TD run)

**Season:** 278 by Tajh Boyd, Clemson, 2012 (36 TD pass, 10 TD run; 1 two-point conversion pass)

**Career:** 800 by Tajh Boyd, Clemson, 2010-13 (107 TD pass, 26 TD run; 1 2pt conversion)

## Total Offense, Career Lists

### Career Total Offense Yards

Pl.	Player, School	Years	Rush	Pass	Total
1.	Philip Rivers, NC State	2000-03	98	13,484	13,582
2.	Tajh Boyd, Clemson	2010-13	1165	11,094	13,069
3.	Joe Hamilton, Georgia Tech	1996-99	1,758	8,882	10,640
4.	Logan Thomas, Virginia Tech	2010-13	1,358	9,005	10,363
5.	Thaddeus Lewis, Duke	2006-09	-78	10,065	9,987
6.	Riley Skinner, Wake Forest	2006-09	161	9,762	9,923
7.	Charlie Whitehurst, Clemson	2002-05	94	9,665	9,759
8.	Jamie Barnette, NC State	1996-99	177	9,461	9,638
9.	Darian Durant, North Carolina	2001-04	875	8,755	9,630
10.	Russell Wilson, NC State	2008-10	1,083	8,545	9,628
11.	Reggie Ball, Georgia Tech	2003-06	1,451	8,128	9,579
12.	Chris Weinke, Florida State	1997-00	-366	9,839	9,473
13.	Sean Renfree, Duke	2009-12	-158	9,465	9,298
14.	Shawn Jones, Georgia Tech	1989-92	855	8,411	9,296
15.	Tyrod Taylor, Virginia Tech	2007-10	2,196	7,017	9,213
	Chris Rix, Florida State	2001-04	823	8,390	9,213
17.	Tanner Price, Wake Forest	2010-13	285	8,904	9,189
18.	Spence Fischer, Duke	1992-95	89	9,019	9,108
19.	Ben Bennett, Duke	1980-83	-553	9,614	9,061
20.	T.J. Yates, North Carolina	2007-10	-333	9,377	9,044
21.	Matt Ryan, Boston College	2005-07	42	8,963	9,005
22.	Jacory Harris, Miami	2008-11	-3	8,826	8,823
23.	EJ Manuel, Florida State	2009-12	827	7,736	8,563
24.	Woodrow Dantzler, Clemson	1998-01	2,615	5,634	8,249
25.	Jameis Winston, Florida State	2013-14	284	7,964	8,248
26.	Steve Slayden, Duke	1984-87	125	8,004	8,129
27.	Bryn Renner, North Carolina	2010-13	-93	8,221	8,128
28.	Chase Rettig, Boston College	2010-13	-125	8,252	8,027
29.	Stephen Morris, Miami	2009-13	54	7,896	7,950
30.	Shawn Moore, Virginia	1987-90	1,268	6,629	7,897

### Career Total Offense Yards Per Game

Pl.	Player, School	Years	Gmes	Yards	Avg.
1.	Jameis Winston, Florida State	2013-14	27	8,248	305.5
2.	Charlie Ward, Florida State	1992-93	22	6,522	296.5
3.	Philip Rivers, NC State	2000-03	49	13,680	279.2
4.	Tajh Boyd, Clemson	2010-13	47	13,069	278.1
5.	Russell Wilson, NC State	2008-10	36	9,628	267.5
6.	Chris Weinke, Florida State	1997-00	36	9,473	263.1
7.	Matt Ryan, Boston College	2005-07	36	9,005	250.1
8.	Joe Hamilton, Georgia Tech	1996-99	43	10,640	247.4
9.	Bryn Renner, North Carolina	2010-13	35	8,128	232.2
10.	Sean Renfree, Duke	2009-12	41	9,298	226.8
11.	Christian Ponder, Florida State	2007-09	34	7,705	226.6
12.	Woodrow Dantzler, Clemson	1998-01	39	8,798	225.6
13.	Mike Elkins, Wake Forest	1985-88	32	7,170	224.1
14.	Jay Venuto, Wake Forest	1979-80	22	4,915	223.4
15.	Charlie Whitehurst, Clemson	2002-05	44	9,759	221.8
16.	Logan Thomas, Virginia Tech	2010-13	47	10,363	220.5
17.	Stephen Morris, Miami	2010-13	36	7,950	220.8
18.	Jamie Barnette, NC State	1996-99	44	9,638	219.0
19.	Darian Durant, North Carolina	2001-04	44	9,630	218.9
20.	Ben Bennett, Duke	1980-83	42	9,061	215.7
21.	Chris Rix, Florida State	2001-04	43	9,213	214.3
22.	Bryan Randall, Virginia Tech	2004-04	13	2,775	213.5
23.	Marcus Vick, Virginia Tech	2005-05	13	2,773	213.3
24.	Spence Fischer, Duke	1992-95	42	8,932	212.7
25.	Thaddeus Lewis, Duke	2006-09	47	9,987	212.5
26.	Gary Schofield, Wake Forest	1981-83	32	6,784	212.0
27.	Scott McBrien, Maryland	2001-03	27	5,712	211.6
28.	Phillip Barnhill, Wake Forest	1987-90	21	4,409	210.0
	Scott Milanovich, Maryland	1992-95	34	7,111	209.1
30.	Shawn Moore, Virginia	1987-90	38	7,897	207.8



# ACC FOOTBALL INDIVIDUAL RECORDS, TOTAL OFFENSE

## Total Offense, Annual Season Leaders

Year	Player, School	Cl.	Ply	TDR	PP	Yards
1953	John Grambling, USC.....	Sr.	181	11	5.4	983
1954	Mackie Prickett, USC.....	Sr.	213	10	3.9	829
1955	Bob Pascal, Duke.....	Sr.	162	9	5.0	804
1956	Bill Barnes, WF.....	Sr.	168	7	6.0	1010
1957	Harvey White, Clem.....	So.	164	12	6.3	1038
1958	Jack Cummings, UNC.....	Jr.	154	11	7.5	1148
1959	Norm Snead, WF.....	Jr.	218	13	6.3	1365
1960	Norm Snead, WF.....	Sr.	312	10	5.2	1630
1961	Roman Gabriel, NCS.....	Sr.	283	12	4.0	1133
1962	Dick Shiner, Md.....	Jr.	292	10	4.9	1426
1963	Junior Edge, UNC.....	Sr.	244	11	5.8	1413
1964	John Mackovic, WF.....	Sr.	267	6	5.7	1514
1965	Danny Talbott, UNC.....	Jr.	303	10	4.9	1477
1966	Bob Davis, UVa.....	Sr.	309	16	5.5	1688
1967	Fred Summers, WF.....	So.	338	12	4.2	1419
1968	Leo Hart, Duke.....	So.	403	14	5.8	2340
1969	Leo Hart, Duke.....	Jr.	377	12	4.3	1612

### Starting with the 1970 season, ranked on per game average

Year	Player, School	Cl.	Ply	TDR	PP	Yds	Avg
1970	Leo Hart, Duke.....	Sr.	411	10	5.6	2315	210.5
1971	Paul Miller, UNC.....	Sr.	250	15	5.2	1302	118.4
1972	Bruce Shaw, NCS.....	Jr.	249	13	7.1	1763	160.3
1973	Scott Gardner, UVa.....	So.	342	15	6.2	2120	192.7
1974	Bob Avellini, Md.....	Sr.	229	9	7.4	1689	153.5
1975	Scott Gardner, UVa.....	Sr.	350	9	4.6	1593	144.8
1976	Mike Dunn, Duke.....	So.	344	14	5.3	1835	166.8
1977	Steve Fuller, Clem.....	Jr.	347	14	5.5	1900	172.7
1978	Steve Fuller, Clem.....	Sr.	303	16	6.6	2003	182.1
1979	Jay Venuto, WF.....	Jr.	443	17	5.6	2463	223.9
1980	Jay Venuto, WF.....	Sr.	480	22	5.1	2430	220.9
1981	Gary Schofield, WF.....	So.	461	19	5.3	2428	220.7
1982	Ben Bennett, Duke.....	Jr.	426	20	6.8	2885	262.3
1983	Ben Bennett, Duke.....	Sr.	526	17	5.6	2950	268.2
1984	John Dewberry, GT.....	Jr.	303	14	7.2	2175	197.7
1985	Stan Gelbaugh, Md.....	Sr.	349	16	6.8	2385	216.8
1986	Mike Elkins, WF.....	So.	400	17	6.1	2443	244.3
1987	Steve Slayden, Duke.....	Sr.	494	23	6.0	2968	269.8
1988	Anthony Dilweg, Duke.....	Sr.	539	26	6.9	3713	337.5
1989	Phil Barnhill, WF.....	Sr.	469	20	6.0	2820	256.4
1990	Shawn Moore, UVa.....	Sr.	335	29	7.7	2568	256.8
1991	Dave Brown, Duke.....	Jr.	527	25	5.4	2851	259.2
1992	John Kaleo, Md.....	Sr.	588	22	5.9	3472	315.6
1993	Scott Milanovich, Md.....	So.	522	29	6.6	3438	312.6
1994	Danny Kanell, FSU.....	Jr.	407	18	6.5	2654	241.3
1995	Danny Kanell, FSU.....	Sr.	421	32	6.9	2916	265.1
1996	Brian Kuklick, WF.....	So.	476	11	5.2	2454	223.1
1997	Thad Busby, FSU.....	Sr.	390	27	7.4	3301	330.1
1998	Jamie Barnette, NCS.....	Jr.	460	21	6.9	3182	289.3
1999	Joe Hamilton, GT (2).....	Sr.	459	35	8.3	3794	344.9
2000	Chris Weinke, FSU (3).....	Sr.	461	34	8.8	4070	339.2
2001	Woodrow Dantzler, Clem.(8).....	Sr.	517	27	6.5	3364	305.8
2002	Darian Durant, UNC.....	So.	334	18	6.8	2286	285.8
2003	Philip Rivers, NCS (2).....	Sr.	561	37	8.2	4600	353.8
2004	Brock Berlin, Miami.....	Sr.	390	22	6.7	2627	218.9
2005	Drew Weatherford, FSU.....	Fr.	536	21	5.9	3180	244.6
2006	Matt Ryan, BC (22).....	Jr.	478	19	6.1	2907	242.2
2007	Matt Ryan, BC (7).....	Sr.	722	33	6.2	4509	322.1
2008	Russell Wilson, NCS.....	Fr.	391	21	5.9	2343	213.0
2009	Christian Ponder, FSU.....	Jr.	407	16	7.1	2896	321.8
2010	Russell Wilson, NCS (10).....	Jr.	670	37	6.0	3998	307.5
2011	Tajh Boyd, Clem. (18).....	So.	641	38	6.3	4046	289.0
2012	Tajh Boyd, Clem. (7).....	Jr.	613	46	7.2	4410	339.2
2013	Tajh Boyd, Clem. (13).....	Sr.	567	44	7.5	4251	327.0
2014	Jameis Winston, FSU (15).....	So.	524	28	7.6	3972	305.5

### Total Offense Leaders by School

School	Last Champion	Total
Wake Forest.....	Brian Kuklick, 1996.....	11
Duke.....	Dave Brown, 1991.....	10
Clemson.....	Tajh Boyd, 2013.....	7
Florida State.....	Jameis Winston, 2014.....	7
NC State.....	Russell Wilson, 2010.....	6
Maryland.....	John Kaleo, 1992.....	5
North Carolina.....	Darian Durant, 2002.....	5
Virginia.....	Shawn Moore, 1990.....	4
Boston College.....	Matt Ryan, 2007.....	2
Georgia Tech.....	Joe Hamilton, 1999.....	2
South Carolina.....	Mackie Prickett, 1954.....	2
Miami.....	Brock Berlin, 2004.....	1

## Total Offense, Top Season Performances

### TOTAL OFFENSE YARDS

Player, School	Cl.	Year	G	Ply	TDR	Yds
1. Philip Rivers, NCS.....	Sr.	2003	13	561	37	4600
2. Matt Ryan, BC.....	Sr.	2007	14	722	33	4509
3. Tajh Boyd, Clem.....	Jr.	2012	13	613	46	4410
4. Jameis Winston, FSU.....	Fr.	2013	14	472	44	4276
5. Tajh Boyd, Clem.....	Sr.	2013	13	567	44	4251
6. Chris Weinke, FSU.....	Sr.	2000	12	461	34	4070
7. Tajh Boyd, Clem.....	So.	2011	14	641	38	4046
8. Russell Wilson, NCS.....	Jr.	2010	13	670	37	3998
9. Jameis Winston, FSU.....	So.	2014	13	524	28	3972
10. Mike Glennon, NCS.....	Sr.	2012	13	620	33	3867

### TOTAL OFFENSE YARDS PER GAME

Player, School	Cl.	Year	G	TDR	Yds	PG
1. Philip Rivers, NCS.....	Sr.	2003	13	37	4600	353.8
2. Joe Hamilton, GT.....	Sr.	1999	11	35	3794	344.9
3. Tajh Boyd, CL.....	Jr.	2012	13	46	4410	339.23
4. Chris Weinke, FSU.....	Sr.	2000	12	34	4070	339.17
5. Anthony Dilweg, Duke.....	Sr.	1988	11	26	3713	337.5
6. Tajh Boyd, Clem.....	Sr.	2013	13	44	4251	327.0
7. Matt Ryan, BC.....	Sr.	2007	14	33	4509	322.1
8. Christian Ponder, FSU.....	Jr.	2009	9	16	2896	321.8
9. John Kaleo, Md.....	Sr.	1992	11	22	3472	315.6
10. Scott Milanovich, Md.....	So.	1993	11	29	3437	312.5

### TOTAL OFFENSE PLAYS

Player, School	Cl.	Year	G	TDR	Yds	Plays
1. Matt Ryan, BC.....	Sr.	2007	14	33	4509	722
2. Russell Wilson, NCS.....	Jr.	2010	13	37	3998	670
3. Tajh Boyd, Clem.....	So.	2011	14	38	4046	641
4. Mike Glennon, NCS.....	Sr.	2012	13	33	3867	620
5. Tajh Boyd, Clem.....	Jr.	2012	13	46	4410	613
6. Logan Thomas, VT.....	Jr.	2012	13	27	3500	603
7. John Kaleo, Md.....	Sr.	1992	11	22	3472	588
8. Tajh Boyd, Clem.....	Sr.	2013	13	44	4251	567
9. Logan Thomas, VT.....	Sr.	2013	13	20	3252	564
10. Philip Rivers, NCS.....	Sr.	2003	13	37	4600	561

### TOTAL OFFENSE PLAYS PER GAME

Player, School	Cl.	Year	G	Plays	Yds	PG
1. John Kaleo, Md.....	Sr.	1992	11	588	3472	53.5
2. Matt Ryan, BC.....	Sr.	2007	14	722	4509	51.6
3. Russell Wilson, NCS.....	Jr.	2010	13	670	3998	51.5
4. Anthony Dilweg, Duke.....	Sr.	1988	11	539	3713	49.0
5. Dave Brown, Duke.....	Jr.	1991	11	527	2851	47.9
6. Ben Bennett, Duke.....	Sr.	1983	11	526	2950	47.8
7. Mike Glennon, NCS.....	Sr.	2012	13	620	3867	47.7
8. Scott Milanovich, Md.....	So.	1993	11	522	3437	47.5
9. Tajh Boyd, Clem.....	Jr.	2012	13	613	4410	47.2
10. Woodrow Dantzler, Clem.....	Sr.	2001	11	517	3364	47.0

### TOTAL OFFENSE YARDS PER PLAY (Minimum 75.0 yards per game)

Player, School	Cl.	Year	G	Plys	Yds	Avg
1. Chet Hanulak, Md.....	Sr.	1953	10	79	753	9.53
2. Jameis Winston, FSU.....	Fr.	2013	14	472	4276	9.06
3. Chris Weinke, FSU.....	Sr.	2000	12	461	4070	8.83
4. Joe Hamilton, GT.....	Sr.	1999	11	459	3794	8.27
5. Philip Rivers, NCS.....	Sr.	2003	13	561	4600	8.20
6. Chris Rix, FSU.....	Fr.	2001	11	385	3123	8.11
7. Dave Brown, Duke.....	Fr.	1989	9	180	1454	8.08
8. Stephen Morris, UM.....	Sr.	2013	13	372	2940	7.90
9. Warrick Dunn, FSU.....	Jr.	1995	11	170	1330	7.82
10. Tyrod Taylor, VT.....	Jr.	2009	13	349	2,681	7.68





## Total Offense, Top Single Games

Total Yards					
Pl.	Yards	Name, School	Opponent	Year	
1.	568	Stephen Morris, UM	NC State	2012	
2.	554	Rusty LaRue, WF	NC State	1995	
3.	537	Shane Montgomery, NCS	Duke	1989	
4.	529	Tajh Boyd, Clem.	NC State	2012	
5.	527	Chris Weinke, FSU	Duke	2000	
6.	519	Scott Milanovch, Md.	Va. Tech	1993	
7.	517	Woodrow Dantzler, Clem.	NC State	2001	
8.	514	Rusty LaRue, WF	Georgia Tech	1995	
9.	509	Chris Weinke, FSU	Clemson	2000	
10.	506	Charlie Ward, FSU	Maryland	1992	
11.	505	Tajh Boyd, Clem.	Ohio State	2013	
12.	496	Chris Weinke, FSU	Miami	2000	
13.	495	Philip Rivers, NCS	Kansas	2003	
14.	482	EJ Manuel, FSU	Clemson	2012	
15.	477	George Godsey, GT	Virginia	2001	
16.	476	Anthony Dilweg, Duke	Wake Forest	1988	
17.	475	Charlie Ward, FSU	Florida	1993	
18.	474	Joe Hamilton, GT	Maryland	1999	
18.	474	Mike Glennon, NCS	Clemson	2012	
20.	470	Dave Brown, Duke	North Carolina	1989	
20.	470	Chris Crane, BC	NC State	2008	
22.	469	Marquise Williams, UNC	Old Dominion	2013	
23.	468	Shane Montgomery, NCS	Duke	1987	
24.	467	Thaddeus Lewis, Duke	NC State	2009	
25.	464	Rusty LaRue, WF	Duke	1995	
26.	463	Philip Rivers, NCS	North Carolina	2003	
26.	463	Deshaun Watson, Clem.	North Carolina	2014	
26.	463	Marquise Williams, UNC	Georgia Tech	2014	
29.	460	Tajh Boyd, Clem.	Georgia Tech	2012	
30.	455	Tajh Boyd, Clem.	Wake Forest	2012	

## Total Offensive Plays, Game

Total Plays					
Pl.	Plys	Name, School	Opponent	Year	
1.	82	Rusty LaRue, WF	Duke	1995	
2.	79	Tajh Boyd, Clem.	LSU	2012	
3.	77	Shane Montgomery, NCS	Duke	1989	
3.	77	Cullen Harper, CL	Virginia T	2007	
3.	77	Russell Wilson, NCS	Maryland	2010	
6.	74	Rusty LaRue, WF	NC State	1995	
7.	73	Steve Slayden, Duke	NC State	1987	
8.	72	Rusty LaRue, WF	Georgia Tech	1995	
9.	72	Danny Kanell, FSU	Virginia	1995	
10.	71	Gary Schofield, WF	Maryland	1981	
11.	70	David Watford, UVa	Georgia Tech	2013	
12.	69	Ben Sankey, WF	Duke	1999	
12.	69	Marcus Vick, VT	Florida State	2005	
12.	69	Jameel Sewell, UVa	Southern Miss	2009	
15.	68	John Kaleo, Md.	North Carolina	1992	
15.	68	Brian Kuklick, WF	NC State	1996	

## Touchdown Responsibility, Single Season

Player, School	Cl.	Year	G	Plys	Yds	TDR	
1. Tajh Boyd, CL	Jr.	2012	14	613	4410	46	
2. Tajh Boyd, CL	Sr.	2013	13	567	4251	44	
	Jameis Winston, FSU	Fr.	2013	14	472	4276	44
4. Tajh Boyd, CL	So.	2011	14	641	4046	38	
5. Philip Rivers, NCS	Sr.	2003	13	561	4600	37	
	Russell Wilson, NCS	Jr.	2010	13	670	3998	37
7. Joe Hamilton, GT	Sr.	1999	11	459	3794	35	
	Russell Wilson, NCS	So.	2009	12	481	3287	35
9. Chris Weinke, FSU	Sr.	2000	12	461	4070	34	
	<b>Marquise Williams, UNC</b>	<b>Jr.</b>	<b>2014</b>	<b>13</b>	<b>621</b>	<b>3856</b>	<b>34</b>
11. Matt Ryan, BC	Sr.	2007	14	722	4509	33	
	Mike Glennon, NCS	Sr.	2012	13	620	3867	33
13. Danny Kanell, FSU	Sr.	1995	11	421	2916	32	
	Mike Glennon, NCS	Jr.	2011	13	504	2944	32
15. Charlie Ward, FSU	Sr.	1993	11	445	3371	31	
16. Cullen Harper, Clem.	Jr.	2007	13	504	2902	30	
	Philip Rivers, NCS	Jr.	2002	14	475	3453	30
	Matt Schaub, UVa	Jr.	2002	14	488	3071	30
	Logan Thomas, VT	So.	2011	14	544	3482	30
20. Shawn Moore, UVa	Sr.	1990	10	335	2568	29	
	Scott Milanovich, Md.	So.	1993	11	522	3437	29

## TD Responsibility, Career

Pl.	Name, School	Years	TDR
1.	Tajh Boyd, CL	2010-13	133
2.	Philip Rivers, NCS	2000-03	112
2.	Russell Wilson, NCS	2008-10	93
4.	Joe Hamilton, GT	1996-99	83
	Shawn Moore, UVa	1987-90	83
	Chris Weinke, FSU	1997-00	83
7.	Darian Durant, UNC	2001-04	79
	Shawn Jones, GT	1989-92	79
9.	Logan Thomas, VT	2010-13	78
10.	Thaddeus Lewis, DU	2006-09	76
11.	Chris Rix, FSU	2001-04	75
12.	Jamie Barnette, NCS	1996-99	74
13.	Jameis Winston, FSU	2013-14	72
14.	Jacory Harris, UM	2008-11	70
15.	Reggie Ball, GT	2003-06	68
	Woodrow Dantzler, CL	1998-01	68
	Bryn Renner, UNC	2010-13	68
18.	Tyrod Taylor, VT	2007-10	67
19.	Mike Glennon, NCS	2009-12	66
20.	Matt Ryan, BC	2005-07	65
	T.J. Yates, UNC	2007-10	65
	Tanner Price, WF	2010-13	65

## Total Plays, Career

Pl.	Name, Schools	Yrs	Plays
1.	Philip Rivers, NCS	00-03	1,962
2.	Tajh Boyd, CL	10-13	1,907
3.	Thaddeus Lewis, DU	06-09	1,860
4.	Reggie Ball, GT	03-06	1,858
5.	Tanner Price, WF	10-13	1,804
6.	Logan Thomas, VT	10-13	1,743
7.	Riley Skinner, WF	06-09	1,636
8.	Charlie Whitehurst, CL	02-05	1,633
9.	Spence Fischer, DU	92-95	1,612
10.	Shawn Jones, GT	89-92	1,609
11.	Ben Bennett, DU	80-83	1,582

## 400-Yard Total Offense

### Performances

Pl.	Name, School	Years	Gms
1.	Tajh Boyd, CL	2010-13	8
1.	Philip Rivers, NCS	2000-03	7
2.	Scott Milanovich, MD	1992-95	5
3.	Joe Hamilton, GT	1996-99	4
	Ben Bennett, DU	1980-83	4
	Chris Weinke, FSU	1997-00	4
6.	Woodrow Dantzler, CL	1998-01	3
	John Kaleo, MD	1991-92	3
	Danny Kanell, FSU	1992-95	3
	Rusty LaRue, WF	1992-95	3
	Shane Montgomery, NCS	1986-89	3
	Mike Glennon, NCS	2009-12	3
	Charlie Ward, FSU	1992-93	3
	Jameis Winston, FSU	2013-14	3
	Marquise Williams, UNC	2012-13	3

## 500-Yard Total Offense

### Performances

Pl.	Name, School	Years	Gms
1.	Chris Weinke, FSU	1997-00	2
	Rusty LaRue, WF	1992-95	2
3.	Woodrow Dantzler, CL	1998-01	1
	Scott Milanovich, MD	1992-95	1
	Shane Montgomery, NCS	1986-89	1
	Charlie Ward, FSU	1992-93	1
	Tajh Boyd, Clem	2010-13	1

## Freshmen Total Offense, Season

Pl.	Player, School	Year	Yards
1.	Jameis Winston	2013	4,276
2.	Drew Weatherford, FSU	2005	3,180
3.	Chris Rix, FSU	2001	3,123
4.	<b>Brad Kaaya, UM</b>	<b>2014</b>	<b>3,067</b>
5.	Philip Rivers, NCS	2000	2,969
6.	Kyle Parker, Clem	2009	2,661
7.	T. J. Yates, UNC	2007	2,532
8.	Danny O'Brien, Md.	2010	2,390
9.	Reggie Ball, GT	2003	2,380
10.	Russell Wilson, NCS	2008	2,433
11.	Shawn Jones, GT	1989	2,078
12.	Thaddeus Lewis, Duke	2006	2,060
13.	Riley Skinner, WF	2006	1,980
14.	Dave Shinskie, BC	2009	1,975
15.	Darian Durant, UNC	2001	1,971
16.	<b>John Wolford, WF</b>	<b>2014</b>	<b>1,886</b>
17.	Ben Bennett, Duke	1980	1,840
18.	<b>Deshaun Watson</b>	<b>2014</b>	<b>1,666</b>
19.	Jamie Barnette, NCS	1996	1,657
20.	Joe Hamilton, GT	1996	1,590



# ACC FOOTBALL INDIVIDUAL RECORDS, RUSHING

## ACC INDIVIDUAL RUSHING RECORDS

### MOST RUSHES

**Game:** 50 by Charlie Wysocki, Maryland vs. Duke, Oct. 25, 1980 (217 yards)  
**Season:** 355 by Andre Williams, Boston College, 2013 (2,177 yards in 13 games)  
**Career:** 914 by Robert Lavette, Georgia Tech, 1981-84 (4,066 yards)

### MOST YARDS GAINED

**Game:** 339 by Andre Williams, Boston College vs. NC State, Nov. 16, 2013 (42 attempts)  
**Two Consecutive Games:** 634 by Andre Williams, Boston College vs. New Mexico State (295) and NC State (339), Nov. 9-16, 2013.  
**Three Consecutive Games:** 897 by Andre Williams, Boston College vs. New Mexico State (295), NC State (339) and Maryland (263), Nov. 9-16-23, 2013.  
**Season:** 2,177 yards by Andre Williams, Boston College, 2013 (355 attempts, 18 TDs in 13 games)  
**Career:** 4,602 yards by Ted Brown, NC State, 1975-78 (860 attempts, 49 TDs)

### SINGLE GAME YARDAGE BY CLASS

**Freshman:** 286 by Amos Lawrence, North Carolina vs. Virginia, Nov. 12, 1977 (35 attempts)  
**Sophomore:** 328 by Derrick Fenner, North Carolina vs. Virginia, Nov. 15, 1986 (39 attempts)  
**Junior:** 306 yards by LaMont Jordan, Maryland vs. Virginia, Nov. 20, 1999 (37 attempts)  
**Senior:** 339 by Andre Williams, Boston College vs. NC State, Nov. 16, 2013 (42 attempts)

### SEASON RUSHING YARDS BY CLASS

**Freshman:** 1,655 by Ryan Williams, Virginia Tech, 2009 (293 attempts in 13 games)  
**Sophomore:** 1,765 by James Conner, Pitt, 2014 (298 attempts in 13 games)  
**Junior:** 1,709 by David Wilson, Virginia Tech, 2011 (290 attempts in 14 games)  
**Senior:** 2,177 by Andre Williams, Boston College, 2013 (355 attempts in 13 games)

### MOST TDs BY RUSHING

**Game:** 6 by Kelvin Bryant, North Carolina vs. East Carolina, Sept. 12, 1981  
**Season:** 26 by James Conner, Pitt, 2014 (13 games)  
**Career:** 49 by Ted Brown, NC State, 1975-78 (in 43 games)

### MOST 100-YARD RUSHING GAMES

**Season:** 10 by Don McCauley, North Carolina, 1970; Ryan Williams, Virginia Tech, 2009;  
**Career:** 27 by Ted Brown, NC State, 1975-78

### MOST 200-YARD RUSHING GAMES

**Season:** 5 by Andre Williams, Boston College, 2013 (204 vs. Wake Forest, 262 vs. Army, 295 vs. New Mexico State, 339 vs. NC State, 263 vs. Maryland)  
**Career:** 6 by Thomas Jones, Virginia, 1998 & 1999 (203 vs. San Jose State; 207 vs. Georgia Tech in 1998; 210 vs. Brigham Young; 221 vs. NC State,

## Rushing, Career Lists

### Rushing Yardage

Pl.	Player, School.....	Years	Att.	Avg	TD	Yards
1.	Ted Brown, NC State.....	1975-78	860	5.4	49	4,602
2.	Amos Lawrence, North Carolina.....	1977-80	881	5.0	28	4,391
3.	LaMont Jordan, Maryland.....	1997-00	807	5.4	36	4,147
4.	Robert Lavette, Georgia Tech.....	1981-84	914	4.4	45	4,066
5.	Chris Barclay, Wake Forest.....	2002-05	840	4.8	40	4,032
6.	Thomas Jones, Virginia.....	1996-99	809	4.9	36	3,998
7.	Mike Voight, North Carolina.....	1973-76	826	4.8	42	3,971
8.	Warrick Dunn, Florida State.....	1993-96	575	6.9	37	3,959
9.	James Davis, Clemson.....	2005-08	753	5.2	47	3,881
10.	James McDougald, Wake Forest.....	1976-79	880	4.3	30	3,811
11.	Andre Williams, Boston College.....	2010-13	704	5.3	28	3,739
12.	Raymond Priester, Clemson.....	1994-97	746	5.0	21	3,717
13.	Jerry Mays, Georgia Tech.....	1985-89	695	5.3	18	3,699
14.	Leon Johnson, North Carolina.....	1993-96	802	4.6	43	3,693
15.	Joe McIntosh, NC State.....	1981-84	729	5.0	20	3,642
16.	Montel Harris, Boston College.....	2008-11	755	4.8	27	3,600
17.	Tremayne Stephens, NC State.....	1994-97	680	5.2	23	3,553
18.	C. J. Spiller, Clemson.....	2006-09	606	5.85	32	3,547
19.	Duke Johnson, Miami.....	2012-14	526	6.69	26	3,519
20.	Andre Ellington, Clemson.....	2009-12	621	5.5	33	3,436
21.	Tiki Barber, Virginia.....	1993-96	651	5.2	31	3,389
22.	Tashard Choice, Georgia Tech.....	2005-07	675	5.0	28	3,365
23.	Terry Kirby, Virginia.....	1989-92	567	5.9	24	3,348
24.	P.J. Daniels, Georgia Tech.....	2002-05	707	4.7	23	3,346
25.	Michael Ramseur, Wake Forest.....	1982-85	753	4.4	30	3,325
26.	Charlie Wysocki, Maryland.....	1978-81	769	4.3	26	3,317
27.	Kelvin Bryant, North Carolina.....	1980-82	599	5.5	32	3,267
28.	Jonathan Dwyer, Georgia Tech.....	2007-09	517	6.2	35	3,226
29.	Kevin Parks, Virginia.....	2011-14	728	4.4	29	3,219
30.	Travis Minor, Florida State.....	1997-00	664	4.9	28	3,218

### Rushing Yards Per Game

Pl.	Player, School.....	Years	Gms	Yds	Avg. Yds/Gm	
1.	Giovani Bernard, North Carolina.....	2011-12	23	2,481	5.9	107.9
2.	Ted Brown, NC State.....	1975-78	43	4,602	5.4	107.0
3.	Duke Johnson, Miami.....	2012-14	33	3,519	6.7	106.6
4.	Steve Jones, Duke.....	1970-72	28	2,951	4.3	105.4
5.	Don McCauley, North Carolina.....	1968-70	31	3,172	5.3	102.3
6.	Amos Lawrence, North Carolina.....	1977-80	43	4,391	5.0	102.1
7.	Larry Hopkins, Wake Forest.....	1970-71	22	2,212	4.9	100.5
8.	Natrone Means, North Carolina.....	1990-92	31	3,074	5.1	99.2
9.	Jerry Mays, Georgia Tech.....	1985-89	38	3,699	5.3	97.3
10.	LaMont Jordan, Maryland.....	1997-00	43	4,147	5.1	96.4
11.	Kelvin Bryant, North Carolina.....	1979-82	34	3,267	5.5	96.1
12.	Steve Atkins, Maryland.....	1975-78	31	2,971	4.8	95.84
13.	Montel Harris, Boston College.....	2008-11	39	3,735	4.7	95.77
14.	Robert Lavette, Georgia Tech.....	1981-84	43	4,066	4.4	94.6
15.	Mike Voight, North Carolina.....	1973-76	42	3,971	4.8	94.5
16.	Joe McIntosh, NC State.....	1981-84	39	3,642	5.0	93.4
17.	Thomas Jones, Virginia.....	1996-99	44	3,998	4.9	90.9
18.	Frank Quayle, Virginia.....	1966-68	30	2,695	5.2	89.8
19.	Terry Allen, Clemson.....	1987-89	31	2,778	5.3	89.6
20.	Buddy Gore, Clemson.....	1966-68	29	2,571	4.3	88.7
21.	Tashard Choice, Georgia Tech.....	2005-07	38	3,365	5.0	88.6
22.	Chris Barclay, Wake Forest.....	2002-05	46	4,032	4.8	87.7
23.	James McDougald, Wake Forest.....	1976-79	44	3,811	4.3	86.6
24.	Raymond Priester, Clemson.....	1994-97	46	3,966	4.9	86.2
25.	Terry Kirby, Virginia.....	1989-92	39	3,348	5.9	85.8
26.	Charlie Wysocki, Maryland.....	1978-81	39	3,317	4.3	85.1
27.	Tremayne Stephens, NC State.....	1994-97	42	3,553	5.2	84.6
28.	Tiki Barber, Virginia.....	1993-96	41	3,389	5.2	82.7
29.	Leon Johnson, North Carolina.....	1993-96	45	3,693	4.6	82.1
30.	Jonathan Dwyer, Georgia Tech.....	2007-09	40	3,226	6.2	80.7



## ACC INDIVIDUAL RUSHING RECORDS (Cont.)

213 vs. Georgia Tech; 221 vs. Buffalo in 1999)

### Most 200-Yard Games (Multiple Players) in One Season:

7 by six different players in 2003 ; P.J. Daniels, Georgia Tech (2); Josh Allen, Maryland; Ronnie McGill, North Carolina; Chris Barclay, Wake Forest; Bruce Perry, Maryland; Chris Douglas, Duke.

7 by three different players in 2013: Andre Williams, Boston College (5); Isaac Bennett, Pitt; James Conner, Pitt.

### CONSECUTIVE 100 YARD GAMES

**100-Yards Plus:** 9 by Tashard Choice, Georgia Tech, 2006 (Most in One Season)  
8 by Tiki Barber, Virginia 1996

### CONSECUTIVE 200 YARD GAMES

**200-Yards Plus:** 3 by Andre Williams, Boston College, 2013 vs. New Mexico State (295), NC State (339) and Maryland (263).

### LONG RUNS

**Longest Run:** 99 yards by Andre Williams, Boston College vs. Army, Oct. 6, 2012

**Longest Non-Scoring Run:** 89 yards by Ben Garnito, South Carolina vs. Wake Forest, Oct. 16, 1965

### MOST YARDS RUSHING BY A QUARTERBACK:

**Game:** 220 yards by Woodrow Dantzler, Clemson vs. Virginia, Sept. 23, 2000 (18 carries)

**Season:** 1,184 yards by Tyler Murphy, Boston College, 2014 (181 carries)

**Career:** 2,806 yards by Joshua Nesbitt (650 carries, 35 TDs), Georgia Tech, 2007-10

### Rushing Touchdowns

1. Ted Brown, NC State	1975-78	49
2. James Davis, Clemson	2005-08	47
3. Robert Lavette, Georgia Tech	1981-84	45
4. Rick Badanjek, Maryland	1982-85	44
5. Leon Johnson, North Carolina	1993-96	43
Wali Lundy, Virginia	2002-05	43

### Rushing Attempts

1. Robert Lavette, Georgia Tech	1981-84	914
2. Amos Lawrence, North Carolina	1977-80	881
3. James McDougald, Wake Forest	1976-79	880
4. Ted Brown, NC State	1975-78	860
5. Chris Barclay, Wake Forest	2002-05	840

### 200-Yard Rushing Games

1. Thomas Jones, Virginia	1996-99	6
2. Andre Williams, Boston College	2010-13	5
3. James Conner, Pitt	2013-14	4
4. Amos Lawrence, North Carolina	1977-80	3
Natrone Means, North Carolina	1990-92	3
Mike Voight, North Carolina	1973-76	3
Charlie Wysocki, Maryland	1978-81	3

### 100-Yard Rushing Games

1. Ted Brown, NC State	1975-78	27
2. Amos Lawrence, North Carolina	1977-80	23
3. Montel Harris, Boston College	2008-11	22
4. Warrick Dunn, Florida State	1993-96	21
5. Joe McIntosh, NC State	1981-84	20
6. Tiki Barber, Virginia	1993-96	19
7. LaMont Jordan, Maryland	1997-00	18
Thomas Jones, Virginia	1996-99	18
Kelvin Bryant, North Carolina	1979-82	18
Robert Lavette, Georgia Tech	1981-84	18
Charlie Wysocki, Maryland	1978-81	18
Tashard Choice, Georgia Tech	2005-07	18

## Rushing, Annual Season Leaders

### Rushing Yardage

Year	Player, School	Cl.	Att	PP	TD	Yards
1953	Chet Hanulak, Md.	Sr.	77	9.8	5	753
1954	Ronnie Waller, Md.	Sr.	67	8.8	5	587
1955	Joe Wells, Clem.	Jr.	135	5.8	3	782
1956	Bill Barnes, WF	Sr.	168	6.0	6	1010
1957	Jim Bakhtiar, UVa	Sr.	194	4.2	6	822
1958	John Saunders, USC	Sr.	128	5.1	6	653
1959	Jim Joyce, Md.	Sr.	137	4.1	8	567
1960	Fred Shepherd, UVa	Sr.	126	4.2	4	653
1961	Alan White, WF	Sr.	93	6.3	7	586
1962	Len Chiaverini, Md.	Jr.	156	3.9	5	602
1963	Ken Willard, UNC	Jr.	167	3.9	7	648
1964	Brian Piccolo, WF	Sr.	252	4.1	15	1044
1965	Hugh Mauldin, Clem.	Sr.	194	3.4	4	664
1966	Buddy Gore, Clem.	So.	186	4.0	4	750
1967	Buddy Gore, Clem.	Jr.	230	4.5	8	1045
1968	Frank Quayle, UVa	Sr.	175	6.9	12	1213
1969	Don McCauley, UNC	Jr.	204	5.4	8	1092

### Starting with the 1970 season, ranked on per game average

Year	Player, School	Cl.	Att	TD	PP	Yds	Avg
1970	Don McCauley, UNC	Sr.	324	19	5.3	1720	156.4
1971	Larry Hopkins, WF	Sr.	249	5	4.9	1228	111.6
1972	Steve Jones, Duke	Sr.	287	6	4.3	1236	112.4
1973	Willie Burden, NCS	Sr.	150	8	6.8	1014	92.2
1974	Stan Fritts, NCS	Sr.	245	9	4.8	1169	106.3
1975	Mike Voight, UNC	Jr.	259	11	4.8	1250	125.0
1976	Mike Voight, UNC	Sr.	315	18	4.5	1407	127.9
1977	Amos Lawrence, UNC	Fr.	193	6	6.3	1211	121.1
1978	Ted Brown, NCS	Sr.	302	8	4.5	1350	122.7
1979	Charles Wysocki, Md.	So.	247	8	4.6	1140	126.7
1980	Charles Wysocki, Md.	Jr.	334	11	4.1	1359	123.5
1981	Joe McIntosh, NCS	Fr.	222	5	5.4	1190	119.0
1982	Robert Lavette, GT	So.	280	19	4.3	1208	109.8
1983	Ethan Horton, UNC	Jr.	200	8	5.5	1107	100.6
1984	Ethan Horton, UNC	Sr.	238	6	5.2	1247	113.4
1985	Barry Word, UVa	Sr.	207	6	5.9	1224	122.4
1986	Derrick Fenner, UNC	So.	200	6	6.3	1250	125.0
1987	Terry Allen, Clem.	Fr.	172	7	5.0	868	86.8
1988	Kennard Martin, UNC	So.	193	11	5.9	1146	104.2
1989	Jerry Mays, GT	Sr.	249	8	5.4	1349	122.5
1990	Terry Kirby, UVa	So.	165	7	6.2	1020	92.7
1991	Natrone Means, UNC	So.	201	11	5.1	1030	103.0
1992	Terry Kirby, UVa	Sr.	175	6	6.5	1130	141.3
1993	John Leach, WF	Sr.	215	10	5.1	1089	99.0
1994	Robert Baldwin, Duke	Sr.	276	12	4.3	1187	107.9
1995	Raymond Priester, Clem.	Jr.	223	6	5.8	1286	116.9
1996	Tiki Barber, UVa	Sr.	250	14	5.4	1360	123.6
1997	Tremayne Stephens, NCS	Sr.	204	10	5.6	1142	103.8
1998	Thomas Jones, UVa	Jr.	238	13	5.5	1303	118.5
1999	Thomas Jones, UVa (3)	Sr.	334	16	5.4	1798	163.5
2000	Antwoine Womack, UVa	Jr.	210	9	4.9	1028	93.5
2001	Bruce Perry, Md. (19)	So.	219	10	5.7	1242	112.9
2002	Greg Jones, FSU	Jr.	161	8	5.8	938	93.8
2003	P.J. Daniels, GT (16)	So.	283	10	5.1	1447	111.3
2004	Leon Washington, FSU	Jr.	138	7	6.9	951	95.1
2005	Chris Barclay, WF (15)	Sr.	218	10	5.2	1127	112.7
2006	Tashard Choice, GT (13)	Jr.	297	12	5.0	1473	105.2
2007	Tashard Choice, GT (18)	Sr.	261	10	5.3	1379	114.9
2008	Jonathan Dwyer, GT (21)	So.	200	13	6.98	1395	107.3
2009	Ryan Williams, VT (5)	Fr.	293	21	5.6	1655	127.3
2010	Montel Harris, BC (16)	Jr.	269	8	4.6	1243	103.6
2011	David Wilson, VT (8)	Jr.	290	9	5.9	1709	122.1
2012	Giovani Bernard, UNC (11)	So.	184	12	6.7	1228	122.8
2013	Andre Williams, BC (1)	Sr.	355	18	6.1	2177	167.5
2014	James Conner, UP (6)	So.	298	26	5.9	1765	135.8

### Rushing Leaders by School

School	Last Champion	Total
North Carolina	Giovani Bernard, 2012	12
Virginia	Antwoine Womack, 2000	10
Maryland	Bruce Perry, 2001	7
Clemson	Raymond Priester, 1995	6
Georgia Tech	Jonathan Dwyer, 2008	6
Wake Forest	Chris Barclay, 2005	6
NC State	Tremayne Stephens, 1997	5
Boston College	Andre Williams, 2013	2
Duke	Robert Baldwin, 1994	2
Florida State	Leon Washington, 2004	2
Virginia Tech	David Wilson, 2011	2
Pitt	James Conner, 2014	1
South Carolina	John Saunders, 1958	1



# ACC FOOTBALL INDIVIDUAL RECORDS, RUSHING

## Rushing, Top Season Performances

### RUSHING YARDAGE

Player, School	Cl.	Year	G	Att	Avg	Yds
1. Andre Williams.....Sr.	2013	13	355	6.1	2177	
2. Thomas Jones, UVa.....Sr.	1999	11	334	5.4	1798	
<b>3. James Conner, UP.....So.</b>	<b>2014</b>	<b>13</b>	<b>298</b>	<b>5.9</b>	<b>1765</b>	
4. Don McCauley, UNC...Sr.	1970	11	324	5.3	1720	
5. David Wilson, VT.....Jr.	2011	14	290	5.9	1709	
6. Ryan Williams, VT.....Fr.	2009	13	293	5.6	1655	
7. Duke Johnson, UM.....Jr.	2014	13	242	6.8	1652	
8. LaMont Jordan, Md.....Jr.	1999	11	266	6.1	1632	
9. Tashard Choice, GT.....Jr.	2006	14	297	5.0	1473	
10. Montel Harris, BC.....So.	2009	13	308	4.7	1457	

### RUSHING YARDAGE PER GAME

Player, School	Cl.	Year	G	Att	Avg	Yds	PG
1. Andre Williams, BC .... Sr.	2013	13	355	6.1	2177	167.5	
2. Thomas Jones, UVa..... Sr.	1999	11	334	5.4	1798	163.5	
3. Don McCauley, UNC.. Sr.	1970	11	324	5.3	1720	156.4	
4. LaMont Jordan, Md..... Jr.	1999	11	266	6.1	1632	148.4	
5. Terry Kirby, UVa..... Sr.	1992	8	175	6.5	1130	141.3	
<b>6. James Conner, UP..... So.</b>	<b>2014</b>	<b>13</b>	<b>298</b>	<b>5.9</b>	<b>1765</b>	<b>135.8</b>	
7. Mike Voight, UNC..... Sr.	1976	11	315	4.5	1407	127.9	
8. Ryan Williams, VT..... Fr.	2009	13	293	5.6	1655	127.3	
9. Duke Johnson, UM..... Jr.	2014	13	242	6.8	1652	127.1	
10. Charlie Wysocki, Md...So.	1979	9	247	4.6	1140	126.7	

### RUSHING ATTEMPTS

Player, School	Cl.	Year	G	Avg	Yds	Att
1. Andre Williams.....Sr.	2013	13	6.1	2177	355	
2. Charlie Wysocki, Md....Jr.	1980	11	4.1	1359	334	
Thomas Jones, UVa.....Sr.	1999	11	5.4	1798	334	
4. Don McCauley, UNC...Sr.	1970	11	5.3	1720	324	
5. Mike Voight, UNC.....Sr.	1976	11	4.5	1407	315	
6. Montel Harris, BC.....So.	2009	13	4.7	1458	308	
7. Ted Brown, NCS.....Sr.	1978	11	4.5	1350	302	
<b>8. James Conner.....So.</b>	<b>2014</b>	<b>13</b>	<b>5.9</b>	<b>1765</b>	<b>298</b>	
9. Tashard Choice, GT.....Jr.	2006	14	5.0	1473	297	
10. Ryan Williams, VT.....Fr.	2009	13	5.6	1655	293	

### RUSHING ATTEMPTS PER GAME

Player, School	Cl.	Year	G	Att	Yds	Att
1. Charlie Wysocki, Md....Jr.	1980	11	334	1359	30.4	
Thomas Jones, UVa.....Sr.	1999	11	334	1798	30.4	
3. Don McCauley, UNC...Sr.	1970	11	324	1720	29.5	
4. Mike Voight, UNC.....Sr.	1976	11	315	1407	28.6	
5. Ted Brown, NCS.....Sr.	1978	11	302	1350	27.5	
6. Andre Williams, BC.....Sr.	2013	13	355	2177	27.3	
7. Steve Jones, Duke.....Sr.	1972	11	287	1236	26.1	
8. Steve Atkins, Md.....Sr.	1978	11	283	1261	25.7	
9. Robert Lavette, GT.....So.	1982	11	280	1208	25.5	
10. Brian Piccolo, WF.....Sr.	1964	10	252	1044	25.2	

### YARDS PER RUSHING ATTEMPT (Minimum of 65.0 yards per game)

Player, School	Cl.	Year	G	Att	Yds	Avg
1. Chet Hanulak, Md.....Sr.	1953	10	77	753	9.78	
2. Ron Waller, Md.....Sr.	1954	9	67	587	8.76	
3. Warrick Dunn, FSU.....Jr.	1995	11	166	1242	7.48	
4. C.J. Spiller, Clem.....Fr.	2006	13	129	938	7.27	
5. Dorsey Levens, GT.....Sr.	1993	11	114	823	7.22	
6. Nikki Fisher, UVa.....Jr.	1990	11	121	848	7.01	
7. Jonathan Dwyer, GT....So.	2008	13	200	1395	6.98	
8. Frank Quayle, UVa.....Sr.	1968	11	175	1213	6.93	
9. Leon Washington, FSU..Jr.	2004	10	138	951	6.89	
10. Duke Johnson, UM.....Jr.	2014	13	242	1652	6.83	

## RUSHING TOUCHDOWNS

Player, School	Cl.	Year	G	Att	Yds	TDs
1. James Conner, UP So.	2014	13	298	1765	26	
2. Ryan Williams, VT.....Fr.	2009	13	293	1655	21	
3. Robert Lavette, GT.....So.	1982	11	280	1208	19	
Don McCauley, UNC...Sr.	1970	11	324	1720	19	
5. Mike Voight, UNC.....Sr.	1976	11	315	1407	18	
T.A. McLendon, NCS...Fr.	2002	13	245	1154	18	
Joshua Nesbitt, GT.....Jr.	2009	14	279	1037	18	
Andre Williams, BC.....Sr.	2013	13	355	2177	18	
9. James Davis, Clem.....So.	2006	13	203	1137	17	
Wali Lundy, UVa.....Jr.	2004	12	175	864	17	
Kelvin Bryant, UNC.....Jr.	1981	8	152	1015	17	
Lester Brown, Clem.....Jr.	1978	10	196	1006	17	
13. Branden Ore, VT.....So.	2006	12	241	1137	16	
Thomas Jones, UVa.....Sr.	1999	11	334	1798	16	
LaMont Jordan, Md.....Jr.	1999	11	266	1632	16	
Travis Zachery, Clem...So.	1999	10	184	827	16	
Stan Fritts, NCS.....Jr.	1972	11	145	689	16	

## Rushing, Top Single Game Performances

### Rushing Yardage

Pl.	Yds	Player, School.....	Opponent.....	Year
1.	339	Andre Williams, BC.....	NC State.....	2013
2.	329	John Leach, WF.....	Maryland.....	1993
3.	328	Derrick Fenner, UNC.....	Virginia.....	1986
4.	307	P.J. Daniels, GT.....	Tulsa.....	2003
5.	306	LaMont Jordan, Md.....	Virginia.....	1999
6.	295	Andre Williams, BC.....	New Mexico St.....	2013
7.	291	Kennard Martin, UNC.....	Duke.....	1988
8.	286	Amos Lawrence, UNC.....	Virginia.....	1977
9.	279	Don McCauley, UNC.....	Duke.....	1970
10.	276	Bruce Perry, Md.....	Wake Forest.....	2001
11.	264	Montel Harris, BC.....	NC State.....	2009
12.	263	Raymond Priester, Clem.....	Duke.....	1995
	263	Andre Williams, BC.....	Maryland.....	2013
	263	Andre Williams, BC.....	Army.....	2013
	<b>263</b>	<b>James Conner, UP.....</b>	<b>Duke.....</b>	<b>2014</b>
16.	262	Giovani Bernard, UNC....	Virginia Tech.....	2012
17.	261	Mike Voight, UNC.....	Duke.....	1976
18.	260	Cliff Austin, Clem.....	Duke.....	1982
19.	257	Josh Allen, Md.....	Virginia.....	2003
20.	256	Natrone Means, UNC.....	Duke.....	1990
21.	254	Micah Andrews, WF.....	Vanderbilt.....	2005
22.	253	Darren Evans, VT.....	Maryland.....	2008
23.	251	Ted Brown, NCS.....	Penn State.....	1977
24.	249	James McDougald, WF.....	Clemson.....	1976
	249	Natrone Means, UNC.....	Maryland.....	1992
	249	Duke Johnson, UM.....	Virginia Tech.....	2014
27.	248	Andre Brown, NCS.....	Southern Miss.....	2005
28.	247	Kelvin Bryant, UNC.....	Duke.....	1981
	245	Shaun Wilson, Duke.....	Kansas.....	2014
30.	244	Ronnie McGill, UNC.....	Wake Forest.....	2003
31.	243	Rolandan Finch, BC.....	Maryland.....	2011
	243	Mike Imoh, VT.....	North Carolina.....	2004
	243	Chris Barclay, WF.....	Maryland.....	2003

### Rushing Attempts

Pl.	Att.	Player, School.....	Opponent.....	Year
1.	50	Charlie Wysocki, Md.....	Duke.....	1980
2.	47	Don McCauley, UNC.....	Duke.....	1980
	47	Mike Voight, UNC.....	Duke.....	1976
4.	46	John Leach, WF.....	Maryland.....	1993
5.	45	James McDougald, WF.....	Clemson.....	1976
6.	43	Charlie Wysocki, Md.....	Louisville.....	1979
7.	42	Michael Ramsey, WF Appalachian. St.....	1982	
	42	Art Bosetti, Duke.....	South Carolina.....	1970
	42	George Scott, Md.....	Villanova.....	1977
	42	Mike Voight, UNC.....	East Carolina.....	1975
	42	Andre Williams.....	NC State.....	2013



## Rushing, Quarterbacks

### Top Single Game Rushing Yardage

Pl.	Name, School	Opponent	Year	Yards
1.	Woodrow Dantzler, Clem.	Virginia	2000	220
2.	Tyler Murphy, BC	Southern California	2014	191
3.	Tevin Washington, GT	Clemson	2011	176
4.	Ricky Lanier, UNC	VMI	1974	174
5.	Mike Dunn, Duke	Georgia Tech	1976	168
6.	<b>Justin Thomas, GT</b>	<b>Virginia Tech</b>	<b>2014</b>	<b>165</b>
7.	C.J. Brown, Maryland	Clemson	2011	162
8.	Mike Dunn, Duke	NC State	1976	152
9.	Joshua Nesbitt, GT	Virginia Tech	2008	151
10.	Larry Russell, WF	Virginia Tech	1971	149
11.	Christian Ponder, FSU	Miami	2008	144
12.	Joshua Nesbitt, GT	Florida State	2009	140
13.	C.J. Brown, Md.	NC State	2013	138
14.	<b>Justin Thomas, GT</b>	<b>Georgia Southern</b>	<b>2014</b>	<b>137</b>
15.	Tevin Washington	Duke	2011	136
16.	Bob Davis, UVa	NC State	1964	133
	Marcus Vick, VT	Maryland	2005	133

### Top Single Season Rushing Yardage

Pl.	Name, School	Year	Yards
1.	Tyler Murphy, Boston College	2014	1,184
2.	<b>Justin Thomas, Georgia Tech</b>	<b>2014</b>	<b>1,086</b>
3.	Woodrow Dantzler, Clemson	2001	1,061
4.	Joshua Nesbitt, Georgia Tech	2009	1,037
5.	Woodrow Dantzler, Clemson	2000	1,028
6.	Tevin Washington, Georgia Tech	2011	986
7.	Larry Russell, Wake Forest	1971	803
8.	<b>Marquise Williams, North Carolina</b>	<b>2014</b>	<b>788</b>
9.	Mike Dunn, Duke	1976	757
10.	Tyrod Taylor, Virginia Tech	2008	738
11.	Joshua Nesbitt, Georgia Tech	2010	737
12.	Joe Hamilton, Georgia Tech	1999	734
13.	Joshua Nesbitt, Georgia Tech	2008	693
14.	Tevin Washington, Georgia Tech	2012	684
15.	Tyrod Taylor, Virginia Tech	2010	659
16.	Larry Russell, Wake Forest	1970	649

### Career Rushing Yardage

Pl.	Name, School	Years	Yards
1.	Joshua Nesbitt, Georgia Tech	2007-10	2,806
2.	Woodrow Dantzler, Clemson	1998-01	2,761
3.	Tevin Washington, Georgia Tech	2009-12	2,225
4.	Tyrod Taylor, Virginia Tech	2007-10	2,196
5.	Mike Dunn, Duke	1975-78	1,939
6.	Larry Russell, Wake Forest	1969-71	1,923
7.	Joe Hamilton, Georgia Tech	1996-99	1,748
8.	Steve Fuller, Clemson	1975-78	1,737
9.	<b>Marquise Williams, North Carolina</b>	<b>2012-13</b>	<b>1,510</b>
10.	Reggie Ball, Georgia Tech	2003-06	1,451
11.	Logan Thomas, Virginia Tech	2010-13	1,358
12.	<b>Justin Thomas, Georgia Tech</b>	<b>2013-14</b>	<b>1,320</b>
13.	Shawn Moore, Virginia	1987-90	1,268
14.	Johnny Evans, NC State	1976-77	1,259
15.	Ronald Curry, North Carolina	1998-01	1,249

### Career Rushing Touchdowns

Pl.	Name, School	Years	TDs
1.	Tevin Washington, Georgia Tech	2009-12	38
2.	Joshua Nesbitt, Georgia Tech	2007-10	35
3.	Brandon Connette, Duke	2011-13	31
4.	Larry Russell, Wake Forest	1969-71	29
5.	Woodrow Dantzler, Clemson	1998-01	27
6.	Tajh Boyd, Clemson	2010-13	26
7.	Logan Thomas, Virginia Tech	2010-13	24
8.	Tyrod Taylor, Virginia Tech	2007-10	23
9.	Mike Dunn, Duke	1975-78	22
	<b>Marquise Williams, UNC</b>	<b>2012-13</b>	<b>22</b>
11.	Logan Thomas, Virginia Tech	2010-13	20
12.	Shawn Jones, Georgia Tech	1989-92	19
13.	Joe Hamilton, Georgia Tech	1996-99	18
	Scott Smith, NC State	1978-79	18
15.	Freddie Summers, Wake Forest	1967-68	17
	Russell Wilson, NC State	2008-10	17

## Quarterbacks

### Single Season Rushing Touchdowns

Pl.	Name, School	Year	TDs
1.	Tevin Washington, Georgia Tech	2012	20
2.	Joshua Nesbitt, Georgia Tech	2009	18
3.	Larry Russell, Wake Forest	1971	15
4.	Tevin Washington, Georgia Tech	2011	14
	Brandon Connette, Duke	2013	14
6.	Woodrow Dantzler, Clemson	2000	13
	Scott Smith, NC State	1979	13
	<b>Marquise Williams, North Carolina</b>	<b>2014</b>	<b>13</b>
9.	Mike Dunn, Duke	1976	12
	C. J. Brown, Maryland	2013	12
11.	Logan Thomas, Virginia Tech	2011	11
	Tyler Murphy, Boston College	2014	11
13.	Tajh Boyd, Clemson	2012	10
	Tajh Boyd, Clemson	2013	10
	Woodrow Dantzler, Clemson	2001	10
	Joshua Nesbitt, Georgia Tech	2010	10
	Steve Fuller, Clemson	1978	10
	Philip Rivers, NC State	2002	10
	Freddie Summers, Wake Forest	1967	10
	Shawn Moore, Virginia	1988	10

## Rushing, Consecutive 100-Yard Games

Pl.	Name, School	First Game	Last Gm	Gms
1.	Tashard Choice, Georgia Tech	10-28-06	9-8-07	9
2.	Don McCauley, No. Carolina	10-25-69	9-26-70	8
	Tiki Barber, Virginia	9-7-96	11-2-96	8
	Ted Brown, NC State	10-27-77	9-30-78	8
5.	Steve Atkins, Maryland	9-9-78	10-21-78	7
	David Wilson, Virginia Tech	9-24-11	11-10-11	7
7.	Montel Harris, Boston College	10-31-09	9-4-10	6
	Montel Harris, Boston College	10-16-10	11-20-10	6
	Warrick Dunn, Florida State	9-2-95	10-14-95	6
	Kelvin Bryant, North Carolina	11-8-80	9-26-81	6
	Duke Johnson, Miami	9-27-14	11-15-14	6
11.	Bruce Perry, Maryland	9-1-01	10-6-01	5
	Lamar Miller, Miami	9-3-11	10-8-11	5
	Ryan Williams, Virginia Tech	11-5-09	12-31-09	5
	Mike Voight, North Carolina	10-11-75	11-8-75	5
	Ethan Horton, North Carolina	10-6-84	11-3-84	5
	Thomas Jones, Virginia	10-9-99	11-13-99	5
	Terry Kriby, Virginia	9-22-90	11-3-90	5
	Barry Word, Virginia	10-19-85	11-16-85	5
	Giovani Bernard, North Carolina	9-17-11	10-27-11	5
	Andre Williams, Boston College	10-26-13	11-23-13	5

## Rushing, Consecutive 100-yard Games

### Start of the Season

Pl.	Name, School	First Game	Last Gm	Gms
1.	Tiki Barber, Virginia	9-7-96	11-2-96	8
2.	Steve Atkins, Maryland	9-9-78	10-2-78	7
3.	Warrick Dunn, Florida State	9-2-95	10-14-05	6
4.	Lamar Miller, Miami	9-3-11	10-8-11	5
5.	Bruce Perry, Maryland	9-1-01	10-6-01	5



# ACC FOOTBALL INDIVIDUAL RECORDS, RUSHING

## Rushing, Career Yards-Per-Carry

Minimum 1,000 yards Upon Completion of Career

Pl.	Name, School, Pos.	Years	Att.	Yds	Avg.
1.	Orwin Smith, Georgia Tech, AB	2009-12	198	1820	9.19
2.	Robert Godhigh, Georgia Tech, AB	2010-13	135	1191	8.82
3.	Rock Preston, Florida State, RB	1994-96	179	1412	7.89
4.	Roddy Jones, Georgia Tech, AB	2008-11	243	1821	7.49
5.	Embry Peoples, Georgia Tech, AB	2008-11	138	1010	7.32
6.	Ed Sutton, North Carolina, RB	1954-56	193	1334	6.91
7.	Warrick Dunn, Florida State, RB	1993-96	575	3959	6.89
8.	Duke Johnson, Miami, RB	2012-14	524	3519	6.69
9.	Tyler Murphy, Boston College, QB	2014	181	1184	6.54
10.	Anthony Allen, Georgia Tech, AB-BB	2009-10	304	1904	6.26
11.	Jonathan Dwyer, Georgia Tech, BB	2007-09	517	3226	6.24
12.	Chris Thompson, Florida State, RB	2009-12	277	1709	6.17
13.	Dorsey Levens, Georgia Tech, RB	1992-93	169	1036	6.13
14.	Sean Jackson, Florida State, RB	1992-93	220	1314	5.97
---	<b>Dalvin Cook, Florida State, RB</b>	<b>2014</b>	<b>170</b>	<b>1008</b>	<b>5.929</b>
---	<b>Justin Thomas, Georgia Tech</b>	<b>2013-14</b>	<b>223</b>	<b>1320</b>	<b>5.919</b>
15.	Terry Kirby, Virginia, RB	1989-92	567	3348	5.90
16.	Karlos Williams, Florida State	2011-14	241	1419	5.89
17.	Giovani Bernard, North Carolina, RB	2011-11	423	2481	5.87
18.	C.J. Spiller, Clemson, TB	2006-09	606	3547	5.85
19.	Charlie Rogers, Georgia Tech, RB	1996-98	220	1287	5.85
20.	Carl Brazell, South Carolina, RB	1953-55	200	1159	5.80
---	<b>James Conner, Pitt, TB</b>	<b>2013-14</b>	<b>444</b>	<b>2564</b>	<b>5.77</b>
21.	Mike Caskey, South Carolina, RB	1953-55	203	1170	5.76
22.	Lewis Jolley, North Carolina, RB	1969-71	198	1137	5.74
23.	Leon Washington, Florida State, RB	2003-05	309	1768	5.72
24.	David Wilson, Virginia Tech, RB	2009-11	462	2639	5.71
25.	Terrence Flagler, Clemson, TB	1982-86	379	2162	5.70
26.	Curtis Johnson, North Carolina, TB	1992-94	353	1999	5.663
27.	Lamar Miller, Miami, RB	2010-11	335	1895	5.657
28.	Derrick Fenner, North Carolina, RB	1985-86	292	1643	5.63
29.	Devonta Williams, Florida State, TB	2011-13	404	2255	5.58
30.	Barry Word, Virginia, RB	1982-85	405	2257	5.57
31.	Kennard Martin, North Carolina, TB	1987-88	225	1245	5.534
32.	Da'Rel Scott, Maryland, RB	2007-10	430	2379	5.533
33.	Roland Hooks, NC State, RB	1972-74	248	1368	5.52
34.	Andre Ellington, Clemson, TB	2009-12	621	3404	5.481
35.	Synjyn Days, Georgia Tech	2011-14	255	1396	5.475
36.	Kelvin Bryant, North Carolina, TB	1979-82	599	3267	5.45
37.	Jacque Lewis, North Carolina, RB	2001-04	321	1746	5.44
38.	Tyrone Anthony, North Carolina, RB	1980-83	464	2520	5.431
39.	Terry Allen, Clemson, TB	1987-88	399	2165	5.426
40.	Nikki Fisher, Virginia, RB	1988-91	383	2069	5.402
41.	Jermaine Thomas, Florida State, RB	2008-11	379	2045	5.396
42.	Anthony Barbour, NC State, RB	1988-92	399	2140	5.36
43.	Ted Brown, NC State, RB	1975-78	860	4602	5.35
44.	Doug Cline, Clemson, RB	1957-59	209	1117	5.344
45.	Rodreick McDowell, Clemson, TB	2010-13	318	1699	5.343
46.	Josh Snead, Duke, RB	2011-14	332	1769	5.328
47.	Bruce Perry, Maryland, RB	1999-03	468	2491	5.323
48.	Jerry Mays, Georgia Tech, TB	1985-89	695	3699	5.323
49.	Andre Williams, Boston College, TB	2010-13	704	3739	5.31
50.	Jerrod Washington, Virginia, RB	1990-93	312	1651	5.29

## Rushing, Freshmen

Single Season Rushing Yards

Player, School	Year	Yards
1. Ryan Williams, VT	2009	1,655
2. Darren Evans, VT	2008	1,265
3. Giovani Bernard, UNC	2011	1,253
4. Amos Lawrence, UNC	1977	1,211
5. Joe McIntosh, NCS	1981	1,190
6. T.A. McLendon, NCS	2002	1,101
7. James McDougald, WF	1976	1,018
8. Leon Johnson, UNC	1993	1,012
<b>9. Dalvin Cook, FSU</b>	<b>2014</b>	<b>1,008</b>
10. Terry Allen, Clem	1987	973
11. Michael Ramsey, WF	1982	966
12. Josh Adams, WF	2007	953
13. Duke Johnson, UM	2012	947
14. C.J. Spiller, Clem	2006	938
15. Ronald Williams, Clem	1990	914
16. Jimmy Lincoln, GT	1991	913
Ted Brown, NCS	1975	913
18. Montel Harris, BC	2008	900
19. James Davis, Clem	2005	879
20. Robert Lavette, GaT	1981	866
<b>21. Jon Hilliman, BC</b>	<b>2014</b>	<b>860</b>
22. Natrone Means, UNC	1990	849
23. Howard Petty, UVa	1983	835
24. Wali Lundy, UVa	2002	826
25. Ray Robinson, NCS	1998	822
26. Javarris James, Miami	2006	802
<b>27. James Conner</b>	<b>2013</b>	<b>799</b>
28. B.J. Hill, Duke	1998	798
29. Tremayne Stephens, NCS	1994	791
<b>30. Wayne Gallman, Clem.</b>	<b>2014</b>	<b>769</b>
31. Antonio Rice, UVa	1992	764
32. Josh Harris, WF	2010	720
33. Kevin Parks, UVa	2011	709
34. Chris Barclay, WF	2002	703
35. Billy Copeland, UVa	1973	700



## ACC INDIVIDUAL PASSING RECORDS

### MOST PASSES ATTEMPTED

**Game:** 78 by Rusty LaRue, Wake Forest vs. Duke, Nov. 18, 1995 (completed 55 for 478 yards)  
**Season:** 654 by Matt Ryan, Boston College, 2007 (388 completions for 4,507 yards)  
**Career:** 1,710 by Philip Rivers, NC State, 2000-03 (1,087 completions for 13,484 yards)

### MOST PASSES COMPLETED

**Game:** 55 by Rusty LaRue, Wake Forest vs. Duke, Oct. 28, 1995 (attempted 78 for 478 yards)  
**Game by Freshman:** 35 by Drew Weatherford, Florida State vs. Virginia, Oct. 15, 2005 (attempted 59 for 377 yards, 1 TD)  
**Season:** 388 by Matt Ryan, Boston College, 2007 (attempted 654 for 4,507 yards in 14 games)  
**Season by Freshman:** 276 by Drew Weatherford, Florida State, 2005 (attempted 469 for 3,208 yards, 18 TDs in 13 games)  
**Career:** 1,087 by Philip Rivers, NC State, 2000-03 (attempted 1,710 in 49 games)

### PASSING YARDS GAINED

**Game:** 566 by Stephen Morris, Miami vs. NC State, Sept. 29, 2012 (26 of 49, 5 TDs)  
**Season:** 4,507 by Matt Ryan, Boston College, 2007 (388 of 654 for 31 TDs in 14 games)  
**Season by Freshman:** 4,057 by Jameis Winston, Florida State, 2013 (257 of 384 for 4,057 yards, 40 TDs in 14 games)  
**Career:** 13,484 by Philip Rivers, NC State, 2000-03 (1,087 of 1,710 for 34 TDs in 49 games)

### MOST PASSING YARDAGE IN TWO, THREE GAMES

**Two Games:** 1,046 by Rusty LaRue, Wake Forest, 1995, vs. Georgia Tech (501), Nov. 4, vs. NC State (545), Nov. 18  
**Three Games:** 1,524 by Rusty LaRue, Wake Forest, 1995, vs. Duke (478), Oct. 28, vs. Georgia Tech (501), Nov. 4, vs. NC State (545), Nov. 18

### MOST PASSES COMPLETED IN TWO, THREE GAMES

**Two Games:** 96 by Rusty LaRue, Wake Forest, 1995, vs. Duke (55 of 78), Oct. 28, vs. Ga. Tech (41 of 65), Nov. 4  
**Three Games:** 146 by Rusty LaRue, Wake Forest, 1995, vs. Duke (55 of 78), Oct. 28, vs. Georgia Tech (41 of 65), Nov. 4, vs. NC State (50 of 67), Nov. 18.

## MOST PASSES ATTEMPTED IN TWO, THREE GAMES

**Two Games:** 143 by Rusty LaRue, Wake Forest, 1995, vs. Duke (78), Oct. 28, vs. Georgia Tech (65)  
**Three Games:** 210 by Rusty LaRue, Wake Forest, 1995, vs. Duke (78), Oct. 28, vs. Georgia Tech (65), Nov. 4, vs. NC State (67), Nov. 18

## PASSES WITHOUT INTERCEPTION

**Consecutive Passes without Interception (One Season)** 270 by Drew Weatherford, Florida State, 2007  
**Consecutive Passes without Interception** 379 by Russell Wilson, NC State, 2008-09  
**Lowest Pass Interception Percentage Season:** .000 by Matt Blundin, Virginia, 1991 (224 attempts, 0 interceptions)

## GAME PASSING YARDAGE BY CLASS

**Freshman:** 469 by Ben Bennett, Duke vs. Wake Forest, Nov. 8, 1980  
**Sophomore:** 504 by Gary Schofield, Wake Forest vs. Maryland, Oct. 17, 1981  
**Junior:** 566 by Stephen Morris, Miami vs. NC State, Sept. 29, 2012.  
**Senior:** 545 by Rusty LaRue, Wake Forest vs. NC State, Nov. 18, 1995

## SEASON PASSING YARDS BY CLASS

**Freshman:** 4,057 by Jameis Winston, Florida State, 2013 (257 of 384 for 4,057 yards, 40 TDs)  
**Sophomore:** 3,828 yards by Tajh Boyd, Clemson, 2011 (completed 298 of 499 in 14 games)  
**Junior:** 3,896 yards by Tajh Boyd, Clemson, 2012 (completed 287 of 427)  
**Senior:** 4,507 yards by Matt Ryan, Boston College, 2007 (completed 388 of 654 in 4 games)

## COMPLETION PERCENTAGE

**Season:** (Min. 100 comp.) .724 by Riley Skinner, Wake Forest, 2007 (236 of 326 in 11 games)  
**Career:** (Min. 400 comp.) .670 by Matt Schaub, Virginia, 2000-03 (716 of 1,069).

## YARDS PER PASS ATTEMPT

**Season:** (Min. 175 att.) 10.46 by Jameis Winston, Florida State, 2013 (257 of 384 for 4,057 yards)  
**Career:** (Min. 500 att.) 9.36 by Jameis Winston, Florida State, 2013-14 (851 attempts for 7,964 yards)

## YARDS PER PASS COMPLETION

**Season:** (Min. 90 comp.) 18.77 by Bruce Shaw, NC State, 1972 (91 completions for 1,708 yds)  
**Career:** (Min. 250 comp.) 15.75 by Shawn Moore, Virginia, 1990 (421 completions for 6,629 yds)

## TOUCHDOWN PASSES

**Game:** 6 by Deshaun Watson, Clemson vs. North Carolina, Sept. 27, 2014; by Tom Savage, Pitt vs. Duke, Sept 21, 2013; by Dan Ellis, Virginia vs. Buffalo, Nov. 13, 1999; Chris Weinke, Florida State vs. Maryland, Nov. 13, 1999; Steve Slayden, Duke vs. Georgia Tech, Oct. 31, 1987  
**Game by Freshman:** 6 by Deshaun Watson, Clemson vs. North Carolina, Sept. 27, 2014.

5 by Jameis Winston, Florida State vs. Maryland, Oct. 5, 2013; Chris Rix, Florida State vs. Maryland, Oct. 27, 2001; Philip Rivers, NC State vs. Indiana, Sept. 9, 2000

**Season:** 40 by Jameis Winston, Florida State, 2013 (257 of 384 for 4,057 yards in 14 games)  
**Season by Freshman:** 40 by Jameis Winston, Florida State, 2013 (257 of 384 for 4,057 yards in 14 games)  
**Career:** 107 by Tajh Boyd, Clemson, 2010-13 (901 of 1,402 for 11,904 yards in 47 games)

## PASSING EFFICIENCY

**Season:** 184.8 by Jameis Winston, Florida State, 2013 (257 of 384, 4,057 yards 40 TDs, 10 Ints)  
**Season by Freshman:** 184.8 by Jameis Winston, Florida State, 2013 (257 of 384, 4,057 yards 40 TDs, 10 Ints)  
**Career:** 163.28 by Jameis Winston, Florida State, 2013-14 (562 of 851, 7,964 yards, 28 Ints, 65 TD passes)

## MOST PASSES HAD INTERCEPTED

**Game:** 7 by Bobby Campbell, Duke vs. Maryland, Nov. 14, 1998 (completed 12 of 37 passes, 178 yards, 2 TDs)  
**Season:** 25 by Ben Bennett, Duke, 1980 (attempted 330 passes); Freddie Summers, Wake Forest, 1968 (attempted 250 passes)  
**Career:** 59 by Scott Gardner, Virginia, 1972-75 (attempted 816 passes)

## MOST 300-YARD PASSING GAMES

**Season:** 9 by Matt Ryan, Boston College in 2007 (14 games); Phillip Rivers, NC State in 2003 (13 games); Anthony Dilweg, Duke, 1988 (11 games)  
**Season by Freshman:** 7 by Jameis Winston, Florida State, 2013;  
**Career:** 22 by Tajh Boyd, Clemson, 2010-13



# ACC FOOTBALL INDIVIDUAL RECORDS, PASSING

## Passing, Career Lists

### Passing Yardage

Player, School	Years	Passes	Pct.	Int.	TD	Yards
1. Philip Rivers, NC State.....	2000-03	1087-1711	.635	34	95	13,484
2. Tajh Boyd, Clemson.....	2010-13	901-1402	.643	39	107	11,904
3. Thaddeus Lewis, Duke.....	2006-09	877-1510	.581	40	67	10,065
4. Chris Weinke, Florida State.....	1997-00	650-1107	.587	32	79	9,839
5. Riley Skinner, Wake Forest.....	2006-09	903-1,349	.669	37	60	9,762
6. Charlie Whitehurst, Clemson.....	2002-05	817-1368	.597	46	49	9,665
7. Ben Bennett, Duke.....	1980-83	820-1375	.596	57	55	9,614
8. Sean Renfree, Duke.....	2009-12	898-1390	.646	40	51	9,465
9. Jamie Barnette, NC State.....	1996-99	637-1243	.512	40	59	9,461
10. T.J. Yates, N. Carolina.....	2007-10	795-1277	.623	46	58	9,377
11. Spence Fischer, Duke.....	1992-95	786-1369	.574	46	48	9,021
12. Logan Thomas, Virginia Tech.....	2010-13	694-1249	.556	39	53	9,005
13. Matt Ryan, Boston College.....	2005-07	772-1275	.605	34	54	8,963
14. Tanner Price, Wake Forest.....	2010-13	824-1451	.568	29	52	8,904
15. Joe Hamilton, Georgia Tech.....	1996-99	629-1020	.617	39	65	8,882
16. Jacory Harris, Miami.....	2008-11	703-1170	.601	48	70	8,826
17. Darian Durant, N. Carolina.....	2001-04	701-1159	.605	38	68	8,755
18. Russell Wilson, NC State.....	2008-10	682-1180	.578	26	76	8,545
19. Shawn Jones, Georgia Tech.....	1989-92	652-1217	.536	50	51	8,441
20. Chris Rix, Florida State.....	2001-04	588-1028	.552	40	63	8,390
21. Chase Rettig, Boston College.....	2010-13	685-1242	.552	39	52	8,252
22. Bryn Renner, North Carolina.....	2010-13	668-1005	.665	25	64	8,221
23. Reggie Ball, Georgia Tech.....	2003-06	662-1363	.486	55	57	8,128
24. Brian Kuklick, Wake Forest.....	1994-98	665-1230	.541	49	44	8,017
25. Steve Slayden, Duke.....	1984-87	699-1204	.581	53	48	8,004
26. Jameis Winston, Florida State.....	2013-14	562-851	.660	28	65	7,964
27. Stephen Morris, Miami.....	2009-13	551-955	.577	30	49	7,896
28. EJ Manuel, Florida State.....	2009-12	600-897	.669	28	47	7,736
29. Drew Weatherford, Florida State.....	2005-08	644-1128	.571	32	39	7,567
30. Matt Schaub, Virginia.....	2000-03	716-1069	.670	26	56	7,502

### Passing Efficiency (minimum of 375 pass attempts)

Player, School	Years	Passes	Pct.	Int	TD	Yds.	Pts.
1. Jameis Winston, Florida State.....	2013-14	562-851	.660	28	65	7,964	163.28
2. Tajh Boyd, Clemson.....	2010-13	901-1402	.643	39	107	11,904	155.21
3. Bryn Renner, North Carolina.....	2010-13	668-1005	.665	25	64	8,221	151.22
4. Chris Weinke, Florida State.....	1997-00	650-1107	.587	32	79	9,839	151.15
5. EJ Manuel, Florida State.....	2009-12	600-897	.669	28	47	7,735	150.43
6. Joe Hamilton, Georgia Tech.....	1996-99	629-1020	.617	39	65	8,882	148.19
7. Thad Busby, Florida State.....	1994-97	411-694	.592	27	46	5,916	144.89
8. Philip Rivers, NC State.....	2000-03	1087-1710	.635	34	95	13,484	144.16
9. Shawn Moore, Virginia.....	1987-90	421-762	.552	32	55	6,629	143.74
10. George Godsey, Georgia Tech.....	1998-01	484-765	.633	18	41	6,137	143.64
11. Charlie Ward, Florida State.....	1992-93	468-745	.628	21	49	5,679	142.92
12. Scott McBrien, Maryland.....	2002-03	335-598	.560	16	34	5,169	142.04
13. Danny Kanell, Florida State.....	1992-95	529-851	.621	26	57	6,372	141.05
14. Matt Schaub, Virginia.....	2000-03	716-1069	.670	26	56	7,502	138.35
15. Scott Milanovich, Maryland.....	1992-95	650-982	.661	35	49	7,301	137.98
16. Stephen Morris, Miami.....	2009-13	551-955	.577	30	49	7,896	137.80
17. Tyrod Taylor, Virginia Tech.....	2007-10	495-865	.572	20	44	7,017	137.53
18. Riley Skinner, Wake Forest.....	2006-09	903-1349	.669	37	60	9,762	136.92
19. Darian Durant, N. Carolina.....	2001-04	701-1159	.605	38	68	8,755	136.74
20. Russell Wilson, NC State.....	2008-10	682-1180	.578	26	76	8,545	135.47
21. Dan Ellis, Virginia.....	1997-00	291-507	.574	28	16	3,974	135.15
22. Chris Rix, Florida State.....	2001-04	588-1028	.552	40	63	8,390	135.09
23. Cullen Harper, Clemson.....	2005-08	518-815	.636	20	42	5,762	135.04
24. Jacory Harris, Miami.....	2008-11	703-1170	.601	48	70	8,826	134.99
25. Billy Ray, Duke.....	1989-90	274-438	.626	19	23	3,282	134.15
26. Dave Buckley, NC State.....	1972-75	307-524	.586	26	25	4,286	133.24
27. Marques Hagans, Virginia.....	2002-05	408-655	.623	18	27	4,877	132.94
28. Woodrow Dantzler, Clemson.....	1998-01	429-735	.584	22	36	5,634	132.93
29. Christian Ponder, Florida State.....	2007-10	596-965	.618	30	50	6,882	132.55
30. Oscar Davenport, N. Carolina.....	1995-98	251-419	.599	8	18	3,090	132.18

### TOUCHDOWN PASSES

1. Tajh Boyd, Clemson (2010-13).....	107
2. Philip Rivers, NC State (2000-03).....	95
3. Chris Weinke, Florida State (1997-00).....	79
4. Russell Wilson, NC State (2008-10).....	76
5. Jacory Harris, Miami (2008-**).....	70
6. Darian Durant, N. Carolina (2001-04).....	68
7. Thaddeus Lewis, Duke (2006-09).....	67
8. Joe Hamilton, Georgia Tech (1996-99).....	65
Jameis Winston, Florida State (2013-14).....	65
10. Bryn Renner, North Carolina (2010-13).....	64
11. Chris Rix, Florida State (2001-04).....	63
Mike Glennon, NC State (2009-12).....	63
13. Riley Skinner, Wake Forest (2006-09).....	60
14. Jamie Barnette, NC State (1996-99).....	59
15. T.J. Yates, North Carolina (2007-10).....	58
16. Reggie Ball, Georgia Tech (2003-06).....	57
Danny Kanell, Florida State (1992-95).....	57
18. Matt Schaub, Virginia (2000-03).....	56
19. Ben Bennett, Duke (1980-83).....	55
Shawn Moore, Virginia (1987-90).....	55

### PASSES ATTEMPTED

1. Philip Rivers, NC State (2000-03).....	1,711
2. Thaddeus Lewis, Duke (2006-09).....	1,510
3. Tanner Price, Wake Forest (2010-13).....	1,451
4. Tajh Boyd, Clemson (2010-13).....	1,402
5. Sean Renfree, Duke (2009-12).....	1,390
6. Ben Bennett, Duke (1980-83).....	1,375
7. Spence Fischer, Duke (1992-95).....	1,369
8. Charlie Whitehurst, Clem. (2002-05).....	1,368
9. Reggie Ball, Georgia Tech (2003-06).....	1,363
10. Riley Skinner, Wake Forest (2006-09).....	1,349
11. T.J. Yates, North Carolina (2007-10).....	1,277
12. Matt Ryan, Boston College (2005-07).....	1,275
13. Logan Thomas, Virginia Tech (2010-13).....	1,249
14. Jamie Barnette, NC State (1996-99).....	1,243
15. Chase Rettig, Bopston College (2010-13).....	1,242

### PASSES COMPLETED

1. Philip Rivers, NC State (2000-03).....	1,087
2. Riley Skinner, Wake Forest (2006-09).....	903
3. Tajh Boyd, Clemson (2010-13).....	901
4. Sean Renfree, Duke (2009-12).....	898
5. Thaddeus Lewis, Duke (2006-09).....	877
6. Tanner Price, Wake Forest (2010-13).....	824
7. Ben Bennett, Duke (1980-83).....	820
8. Charlie Whitehurst, Clemson (2002-05).....	817
9. T.J. Yates, North Carolina (2007-10).....	795
10. Spence Fischer, Duke (1992-95).....	786
11. Matt Ryan, Boston College (2005-07).....	772
12. Matt Schaub, Virginia (2000-03).....	716
13. Jacory Harris, Miami (2008-11).....	703

### 500-YARD PASSING GAMES

1. Chris Weinke, Florida State (1997-00).....	2
Rusty LaRue, Wake Forest (1992-95).....	2
3. Shane Montgomery, NC State (1986-89).....	1
Gary Schofield, Wake Forest (1981-83).....	1
Stephen Morris, Miami (2010-13).....	1
Tajh Boyd, Clemson (2010-13).....	1

### 400-YARD PASSING GAMES

1. Philip Rivers, NC State (2000-03).....	7
2. Scott Milanovich, Maryland (1992-95).....	5
Matt Ryan, Boston College (2004-07).....	5
4. Chris Weinke, Florida State (1997-00).....	4
5. Ben Bennett, Duke (1980-83).....	3
John Kaleo, Maryland (1991-92).....	3
Danny Kanell, Florida State (1992-95).....	3
Rusty LaRue, Wake Forest (1992-95).....	3
Shane Montgomery, NC State (1986-89).....	3
T. J. Yates, North Carolina (2007-10).....	3
Mike Glennon, NC State (2009-12).....	3
Tajh Boyd, Clemson (2010-13).....	3

### 300-YARD PASSING GAMES

1. Tajh Boyd, Clemson (2010-13).....	19
2. Philip Rivers, NC State (2000-03).....	18
3. Jameis Winston, Florida State (2013-14).....	14
4. Chris Weinke, Florida State (1997-00).....	13
5. Matt Ryan, Boston College (2004-07).....	12
Russell Wilson, NC State (2008-10).....	12
7. Scott Milanovich, Maryland (1992-95).....	11
Thaddeus Lewis, Duke (2006-09).....	11
9. Anthony Dilweg, Duke (1985-88).....	10
Drew Weatherford, FSU (2005-08).....	10
Bryn Renner, UNC (2010-13).....	10
12. Ben Bennett, Duke (1980-83).....	9
Danny Kanell, Florida State (1992-95).....	9
Sean Renfree, Duke (2009-12).....	9
14. Seven Tied with 8	





## Passing, Single-Season Lists

### PASSING YARDAGE

Pl.	Player, School	Cl.	Year	G	Cm-Att	TD	Yds
1.	Matt Ryan, BC	Sr.	2007	14	388-654	31	4507
2.	Philip Rivers, NCS	Sr.	2003	13	348-483	34	4491
3.	Chris Weinke, FSU	Sr.	2000	12	266-431	33	4167
4.	Jameis Winston, FSU	Fr.	2013	14	257-384	40	4057
5.	Mike Glennon, NCS	Sr.	2012	13	330-564	31	4031
6.	Jameis Winston, FSU	So.	2014	13	305-467	25	3907
7.	Tajh Boyd, Clem.	Jr.	2012	13	287-427	36	3896
8.	Tajh Boyd, Clem.	Sr.	2013	13	283-413	34	3851
9.	Tajh Boyd, Clem.	So.	2011	14	298-499	33	3828
10.	Anthony Dilweg, Duke	Sr.	1988	11	287-484	24	3824

### PASSING EFFICIENCY

(Minimum of 10 completions per game)

Pl.	Player, School	Cl.	Year	Cm-Att	TD	Yds	Pts
*1.	Jameis Winston, FSU	Fr.	2013	257-384	40	4057	184.8
2.	Joe Hamilton, GT	Sr.	1999	203-305	29	3060	175.0
3.	Chris Kupec, UNC	Sr.	1974	104-150	12	1474	170.8
4.	Philip Rivers, NCS	Sr.	2003	348-483	34	4491	170.5
5.	Tajh Boyd	Sr.	2013	283-413	34	3851	168.7
6.	Tajh Boyd, Clem.	Jr.	2012	287-427	38	3896	165.6
7.	Chris Weinke, FSU	Sr.	2000	266-431	33	4167	163.1
8.	Dave Brown, Duke	So.	1989	104-163	14	1479	161.0
9.	Shawn Moore, UVa	Sr.	1990	144-241	21	2262	160.7
10.	Matt Blundin, UVa	Jr.	1991	135-224	19	1902	159.6

### PASS COMPLETIONS

Pl.	Player, School	Cl.	Year	G	Att	TD	Yds	Com
1.	Matt Ryan, BC	Sr.	2007	14	654	31	4507	388
2.	Philip Rivers, NCS	Sr.	2003	13	483	34	4491	348
3.	Mike Glennon, NCS	Sr.	2012	13	564	31	4031	330
4.	Russell Wilson, NCS	Jr.	2010	13	527	28	3563	308
5.	Jameis Winston, FSU	So.	2014	13	467	25	3907	305
6.	Ben Bennett, Duke	Sr.	1983	11	469	17	3086	300
7.	Tajh Boyd, Clem.	So.	2011	14	499	33	3828	298
8.	Sean Renfree	Sr.	2012	13	441	19	3113	297
9.	Charlie Whitehurst, Clem.	So.	2003	13	465	21	3561	288
10.	Matt Schaub, UVa	Jr.	2002	14	418	28	2976	288

### PASS ATTEMPTS

Pl.	Player, School	Cl.	Year	G	Cm	TD	Yds	Att
1.	Matt Ryan, BC	Sr.	2007	14	388	31	4507	654
2.	Russell Wilson, NCS	Jr.	2010	13	308	28	3563	527
3.	Tajh Boyd, Clem.	So.	2011	14	298	33	3828	499
4.	Anthony Dilweg, Duke	Sr.	1988	11	287	24	3824	484
5.	Philip Rivers, NCS	Sr.	2003	13	348	34	4491	483
6.	John Kaleo, Md.	Sr.	1992	11	286	17	3392	482
7.	Ben Bennett, Duke	Sr.	1983	11	300	17	3086	469
	Drew Weatherford, FSU	Fr.	2005	13	276	18	3208	469
9.	Jameis Winston, FSU	So.	2014	13	305	25	3907	467
10.	Charlie Whitehurst, Clem.	So.	2003	13	288	21	3561	465

### INTERCEPTION AVOIDANCE

Pl.	Player, School	Cl.	Year	Att	Yds	Int	Pct
*1.	Matt Blundin, UVa	Sr.	1991	224	1902	0	0.00
*2.	Russell Wilson, NCS	Fr.	2008	275	1955	1	0.34
*3.	Drew Weatherford, FSU	Jr.	2007	318	2049	3	0.94
4.	Charlie Ward, FSU	Sr.	1993	380	3032	4	1.05
5.	Larry Dick, Md.	So.	1975	158	1190	2	1.27
6.	Jacoby Brissett, NCS	Jr.	2014	370	2606	5	1.35
7.	Cullen Harper, Clem.	Jr.	2007	433	2902	6	1.39
8.	Tanner Price, WF	So.	2011	422	3017	6	1.42
9.	Neil O'Donnell, Md.	Sr.	1989	280	2103	4	1.43
10.	Philip Rivers, NCS	Sr.	2003	483	4491	7	1.45

### PASSING YARDAGE PER GAME

Pl.	Player, School	Cl.	Year	G	Cm-Att.	Yds	PG
1.	Anthony Dilweg, Duke	Sr.	1988	11	287-484	3824	347.6
2.	Chris Weinke, FSU	Sr.	2000	12	266-431	4167	347.3
3.	Philip Rivers, NCS	Sr.	2003	13	348-483	4491	345.5
4.	Matt Ryan, BC	Sr.	2007	14	388-654	4507	321.9
5.	Scott Milanovich, Md.	So.	1993	11	279-431	3499	318.1
6.	Mike Glennon, NCS	Sr.	2012	13	330-564	4031	310.1
7.	John Kaleo, Md.	Sr.	1992	11	286-482	3392	308.4
8.	Thad Busby, FSU	Sr.	1997	11	235-390	3317	301.5
9.	Jameis Winston, FSU	So.	2014	13	305-467	3907	300.5
10.	Tajh Boyd, Clem.	Jr.	2012	13	287-427	3896	299.7

### COMPLETION PERCENTAGE

(Minimum of 10 completions per game)

Pl.	Player, School	Cl.	Year	Cm-Att	TD	Yds	Pct
1.	Riley Skinner, WF	So.	2007	236-326	12	2204	.7239
2.	Philip Rivers, NCS	Sr.	2003	348-483	34	4491	.7205
3.	Matt Schaub, UVa	Sr.	2003	281-403	18	2952	.6973
4.	Charlie Ward, FSU	Sr.	1993	264-380	27	3032	.6947
5.	Chris Kupec, UNC	Sr.	1974	104-150	12	1474	.6933
6.	Matt Schaub, UVa	Jr.	2002	288-418	28	2976	.6890
7.	Scott Milanovich, Md.	Jr.	1994	229-333	20	2394	.6877
8.	Tajh Boyd, Clem.	Sr.	2013	283-413	40	4057	.6852
9.	Bryn Renner, UNC	So.	2011	239-350	26	3086	.6829
10.	EJ Manuel, FSU	Sr.	2012	263-387	23	3392	.6796

### YARDS PER PASS ATTEMPT

(Minimum of 100 completions)

Pl.	Player, School	Cl.	Year	Cm-Att	TD	Yds	Avg
1.	Jameis Winston	Fr.	2013	257-384	40	4057	10.57
2.	Joe Hamilton, GT	Sr.	1999	203-305	29	3060	10.03
3.	Chris Kupec, UNC	Sr.	1974	104-150	12	1474	9.83
4.	Chris Weinke, FSU	Sr.	2000	266-431	33	4167	9.67
5.	Chris Rix, FSU	Fr.	2001	165-286	24	2734	9.56
6.	Tyrod Taylor, VT	Jr.	2009	136-243	13	2311	9.51
7.	Shawn Moore, UVa	Jr.	1989	125-221	18	2078	9.40
8.	Shawn Moore, UVa	Sr.	1990	144-241	21	2262	9.39
9.	Tajh Boyd, Clem.	Sr.	2013	283-413	34	3851	9.32
10.	Philip Rivers, NCS	Sr.	2003	348-483	34	4491	9.30

### TOUCHDOWN PASSES

Pl.	Player, School	Cl.	Year	G	Cm-Att	Yds	TDs
1.	Jameis Winston, FSU	Fr.	2012	14	257-384	4057	40
2.	Tajh Boyd, Clem.	Jr.	2012	13	287-427	3896	36
3.	Philip Rivers, NCS	Sr.	2003	13	348-483	4491	34
	Tajh Boyd, Clem.	Sr.	2013	13	283-413	3851	34
5.	Chris Weinke, FSU	Sr.	2000	12	266-431	4167	33
	Tajh Boyd, Clem.	So.	2011	14	298-499	3828	33
7.	Danny Kanell, FSU	Sr.	1995	11	257-402	2957	32
8.	Matt Ryan, BC	Sr.	2007	14	388-654	4507	31
	Russell Wilson, NCS	So.	2009	12	224-378	3027	31
	Mike Glennon, NCS	Jr.	2011	13	283-453	3054	31
	Mike Glennon, NCS	Sr.	2012	13	330-564	4031	31
12.	Joe Hamilton, GT	Sr.	1999	11	203-305	3060	29
13.	Matt Schaub, UVa	Jr.	2002	14	288-418	2976	28
	Russell Wilson, NCS	Jr.	2010	13	308-527	3563	28
15.	Charlie Ward, FSU	Sr.	1993	11	264-380	3032	27
	Cullen Harper, Clem.	Jr.	2007	13	282-433	2991	27
17.	Scott Milanovich, Md.	So.	1993	11	279-431	3499	26
	Riley Skinner, WF	Sr.	2009	12	264-400	3160	26
	Bryn Renner, UNC	So.	2011	13	239-350	3086	26
	Brad Kaaya, UM	Fr.	2014	13	221-378	3198	26



## Passing, Annual Leaders Top Game Performances

### PASSING YARDAGE

Pl.	Yds	Name, School	Opponent	Year
1.	566	Stephen Morris, UM	NC State	2012
2.	545	Rusty LaRue, WF	NC State	1995
3.	536	Chris Weinke, FSU	Duke	2000
4.	535	Shane Montgomery, NCS	Duke	1989
5.	521	Chris Weinke, FSU	Clemson	2000
6.	504	Gary Schofield, WF	Maryland	1981
7.	501	Rusty LaRue, WF	Georgia Tech	1995
8.	498	Scott Milanovich, Md	Virginia Tech	1993
9.	496	Chris Weinke, FSU	Miami	2000
10.	493	Mike Glennon, NCS	Clemson	2012
11.	486	George Godsey, GT	Virginia	2001
12.	479	Dave Brown, Duke	North Carolina	1989
13.	478	Rusty LaRue, WF	Duke	1995
14.	475	Philip Rivers, NCS	Kansas	2003
475		Anthony Dilweg, Duke	Wake Forest	1988
16.	469	Jamie Barnette, NCS	Baylor	1998
469		Ben Bennett, Duke	Wake Forest	1980
18.	468	Shane Montgomery, NCS	Duke	1987
19.	467	Mike Glennon, NCS	Clemson	2012
20.	463	Thad Busby, FSU	NC State	1997
21.	459	Thaddeus Lewis, Duke	NC State	2009
22.	458	Steve Slayden, Duke	NC State	1987
23.	455	Tajh Boyd, Clem	Syracuse	2013
24.	454	George Godsey, GT	Clemson	2000
454		Danny Kanell, FSU	Virginia	1995
26.	451	Scott Milanovich, Md	West Virginia	1993
27.	447	Jay Venuto, WF	South Carolina	1980
28.	446	Charlie Ward, FSU	Florida	1993
29.	444	Dave Brown, Duke	Wake Forest	1989
444		Jameis Winston, FSU	Clemson	2013

### PASS ATTEMPTS

Pl.	Att.	Name, School	Opponent	Year
1.	78	Rusty LaRue, WF	Duke	1995
2.	73	Shane Montgomery, NCS	Duke	1989
3.	67	Rusty LaRue, WF	NC State	1995
4.	67	Danny Kanell, FSU	Virginia	1995
5.	66	Cullen Harper, CL	Virginia Tech	2007
6.	65	Rusty LaRue, WF	Georgia Tech	1995
65		Gary Schofield, WF	Maryland	1982
8.	62	Gary Schofield, WF	Maryland	1981
62		Ben Bennett, Duke	Wake Forest	1980
62		Steve Slayden, Duke	Wake Forest	1980
62		Scott Milanovich, Md	Florida State	1995

### PASS COMPLETIONS

Pl.	Cmp.	Name, School	Opponent	Year
1.	55	Rusty LaRue, WF	Duke	1995
2.	50	Rusty LaRue, WF	NC State	1995
3.	46	Scott Milanovich, Md	Florida State	1995
4.	43	Gary Schofield, WF	Maryland	1981
43		David Watford, UVA	Georgia Tech	2013
6.	41	Danny Kanell, FSU	Georgia Tech	1995
41		Rusty LaRue, WF	Georgia Tech	1995
41		Matt Schaub, UVA	Georgia Tech	2002
41		Matt Schaub, UVA	NC State	2003
10.	40	Thaddeus Lewis, Duke	NC State	2009
40		Matt Ryan, BC	Wake Forest	2006
40		Gary Schofield, WF	Maryland	1982
40		Danny Kanell, FSU	Florida	1994
14.	39	Matt Schaub, UVA	Florida State	2003
39		George Godsey, GT	Virginia	2001
39		Tanner Price, WF	Boston College	2012

### Annual Passing Leaders

Year	Player, School	Cl.	Passes	Int	TD	Yards
1953	John Grambling, USC	Sr.	68-133	11	8	1045
1954	Mackie Pickett, USC	Sr.	68-116	9	1	682
1955	Nick Consoles, WF	Sr.	66-123	8	6	767
1956	Nelson Yarbrough, UVA	Jr.	43-91	8	2	626
1957	Harvey White, Clem	So.	46-95	3	11	841
1958	Sandy Dempsey, UVA	So.	74-152	11	2	697
1959	Norm Snead, WF	Jr.	85-191	16	12	1361
1960	Norm Snead, WF	Sr.	123-259	14	10	1676
1961	Roman Gabriel, NCS	Sr.	99-186	6	8	937
1962	Dick Shiner, Md	So.	121-203	16	4	1324
1963	Dick Shiner, Md	Jr.	108-222	8	10	1165
1964	Scotty Glacken, Duke	Jr.	104-192	9	7	1178
1965	Tom Hodges, UVA	Sr.	103-196	13	4	1299
1966	Bob Davis, UVA	Sr.	107-222	10	10	1461
1967	Jim Addison, Clem	Sr.	82-174	10	5	924
1968	Leo Hart, Duke	So.	162-301	11	11	2238
1969	Leo Hart, Duke	Jr.	145-268	9	5	1642

### Starting in 1970, rankings based on completions per game

Year	Player, School	Cl.	Passes	Int	TD	Yds	PG
1970	Leo Hart, Duke	Sr.	180-308	12	7	2236	16.4
1971	Al Neville, Md	Jr.	107-204	13	10	1275	9.7
1972	Bob Avellini, Md	So.	98-170	15	7	1251	8.9
1973	Scott Gardner, UVA	So.	99-234	16	10	1687	9.0
1974	Bob Avellini, Md	Sr.	112-189	6	7	1648	10.2
1975	Scott Gardner, UVA	Sr.	133-272	19	5	1547	12.1
1976	Andy Hitt, UVA	Sr.	98-220	15	7	1222	8.9
1977	Mike McGlamry, WF	Sr.	133-252	15	2	1532	12.1
1978	Tim O'Hare, Md	Sr.	105-192	11	4	1368	9.5

### Starting with the 1979 season, rankings based on passing efficiency

Year	Player, School	Cl.	Passes	Int	TD	Yds	Eff
1979	Matt Kupec, UNC	Sr.	123-227	9	18	1587	131.1
1980	Jay Venuto, WF	Sr.	214-413	15	21	2624	114.7
	Rod Elkins, UNC	So.	81-160	9	11	1002	114.7
1981	Homer Jordan, Clem	Jr.	96-174	8	8	1496	133.4
1982	Ben Bennett, Duke	Jr.	236-374	12	20	3033	142.5
1983	Mike Eppley, Clem	Jr.	99-166	9	13	1410	146.0
1984	Frank Reich, Md	Sr.	108-169	5	9	1446	147.4
1985	John Dewberry, GT	Sr.	110-193	8	10	1557	133.6
1986	Mark Maye, UNC	Jr.	110-176	6	10	1401	141.3
1987	Scott Secules, UVA	Sr.	174-296	8	12	2311	132.3
1988	Anthony Dilweg, Duke	Sr.	287-484	18	24	3824	134.6
1989	David Brown, Duke	Fr.	104-163	6	14	1479	161.0
1990	Shawn Moore, UVA	Sr.	144-241	8	21	2262	160.7
1991	Matt Blundin, UVA	Sr.	135-224	0	19	1902	159.6
1992	Bobby Goodman, UVA	Sr.	130-232	12	21	1707	137.4
1993	Charlie Ward, FSU	Sr.	264-380	4	27	3032	157.8
1994	Mike Groh, UVA	Jr.	138-216	7	13	1711	143.8
1995	Danny Kanell, FSU	Sr.	257-402	13	32	2957	145.5
1996	Chris Keldorf, UNC	Jr.	201-338	5	23	2347	137.3
1997	Aaron Brooks, UVA	Jr.	164-270	7	20	2282	151.0
1998	Joe Hamilton, GT	Jr.	145-259	8	17	2166	141.7
1999	Joe Hamilton, GT (2)	Sr.	203-305	11	29	3060	175.0
2000	Chris Weinke, FSU (2)	Sr.	266-431	11	33	4167	163.1
2001	Chris Rix, FSU (8)	Fr.	165-286	13	24	2734	156.6
2002	Matt Schaub, UVA (6)	Jr.	288-418	7	28	2976	147.5
2003	Philip Rivers, NCS (1)	Sr.	348-483	7	34	4491	170.5
2004	Brock Berlin, Miami (23)	Sr.	195-348	6	22	2680	138.1
2005	Marcus Vick, VT (23)	Jr.	177-289	19	17	2393	143.3
2006	Riley Skinner, WF	Fr.	171-260	5	9	2051	139.6
2007	Cullen Harper, Clem.(22)	Jr.	282-433	6	27	2991	141.0
2008	Russell Wilson, NCS	Fr.	150-275	1	17	1955	133.0
2009	Tyrod Taylor, VT (13)	Jr.	136-243	5	13	2311	149.4
2010	Tyrod Taylor, VT (13)	Sr.	188-315	5	24	2743	154.8
2011	Bryn Renner, UNC (10)	So.	239-350	13	26	3086	159.4
2012	Tajh Boyd, Clem. (5)	Jr.	287-427	13	36	3896	165.6
2013	Jameis Winston, FSU (1)	Fr.	257-384	10	40	4057	184.8
2014	Brad Kaaya, Miami (22)	Fr.	221-378	12	26	3198	145.9

### Passing Leaders by School

School	Last Champion	Total
Virginia	Matt Schaub, 2002	14
Duke	Dave Brown, 1989	7
Maryland	Frank Reich, 1984	7
Wake Forest	Riley Skinner, 2006	6
Clemson	Tajh Boyd, 2012	6
Florida State	Jameis Winston, 2013	5
North Carolina	Bryn Renner, 2011	5
NC State	Russell Wilson, 2008	4
Georgia Tech	Joe Hamilton, 1999	3
Virginia Tech	Tyrod Taylor, 2010	3
Miami	Brad Kaaya, 2014	2
South Carolina	Mackie Prickett, 1954	2



## Passing, Freshman and Miscellaneous Lists

### FRESHMAN PASSING YARDAGE

Pl.	Player, School	Year	Yards
1.	Jameis Winston, FSU	2013	4,057
2.	Drew Weatherford, FSU	2005	3,208
3.	<b>Brad Kaaya, UM</b>	<b>2014</b>	<b>3,198</b>
4.	Philip Rivers, NCS	2000	3,054
5.	Chris Rix, FSU	2001	3,734
6.	T.J. Yates, UNC	2007	2,655
7.	Kyle Parker, Clem	2009	2,526
8.	Danny O'Brien, Md	2010	2,438
9.	Thaddeus Lewis, Duke	2006	2,134
10.	Riley Skinner, WF	2006	2,051
11.	Ben Bennett, Duke	1980	2,050
12.	Dave Shinskie, BC	2009	2,049
13.	<b>John Wolford, WF</b>	<b>2014</b>	<b>2,037</b>
14.	Reggie Ball, GT	2003	1,996
15.	Russell Wilson, NCS	2008	1,955
16.	Darian Durant, UNC	2001	1,843

### FRESHMAN TOUCHDOWN PASSES

Pl.	Player, School	Year	TDP
1.	Jameis Winston, FSU	2013	40
2.	<b>Brad Kaaya, UM</b>	<b>2014</b>	<b>26</b>
3.	Philip Rivers, NCS	2000	25
4.	Chris Rix, FSU	2001	24
5.	Danny O'Brien, Md	2010	22
6.	Kyle Parker, CL	2010	20
7.	Drew Weatherford, FSU	2005	18
8.	Russell Wilson, NCS	2008	17

### ACC SOPHOMORE CAREER LEADERS IN TOUCHDOWN PASSES

Pl	Name, School	Years	TDP
1.	Jameis Winston, FSU	2013-14	65
2.	Russell Wilson, NCS	2008-09	48
3.	Philip Rivers, NCS	2000-01	41
4.	Chris Rix, FSU	2001-02	37
	Tajh Boyd, CL	2010-11	37
6.	Jacory Harris, UM	2008-09	36
7.	Darian Durant, UNC	2001-02	33
8.	Thaddeus Lewis, DU	2008-09	32
	Kyle Parker, CL	2009-10	32
10.	Charlie Whitehurst, CL	2002-03	31
11.	Drew Weatherford, FSU	2005-06	30
12.	Danny O'Brien, MD	2010-11	29
13.	Jamie Barnette, NCS	1996-97	28
14.	Scott Milanovich, MD	1992-93	27
	Tanner Price, WF	2010-11	27

### TOP PASSING YARDAGE TOTALS BY ACC QB IN STARTING DEBUT

Player, School	Opp.Yards	Date
Dave Brown, Duke	Wake Forest ... 444	November 4, 1989
Charlie Whitehurst, Clemson	Duke ... 420	November 2, 2002
Philip Rivers, NCS	Arkansas St. ... 397	September 2, 2000
Jameis Winston, FSU	Pitt .. 356	September 2, 2013

### ACC LEFT-HANDED QUARTERBACK CAREER PASSING YARDAGE

Pl.	Player, School	Years	Yards
1.	Boomer Esiason, Md.	1981-83	6,184
2.	Jameel Sewell, UVa	2006-09	5,366
3.	Scott McBrien, Md.	2002-03	5,169
4.	Phil Barnhill, WF	1987-90	3,931
5.	Mike Eppley, Clem.	1981-84	3,354

## Consecutive Passes Without an Interception

Pl.	Player, School	Passes	Year(s)
1	Russell Wilson, NC State	379	2008-09
2	Drew Weatherford, Florida State	270	2007
3	Christian Ponder, Florida State	237	2009
	Chris Weinke, Florida State	237	1999
5	Matt Blundin, Virginia	213	1990-91
6	Thaddeus Lewis, Duke	206	2007-08
7.	<b>Jacoby Brissett, NC State</b>	<b>187</b>	<b>2014</b>
8.	Tanner Price, Wake Forest	181	2011-12
9.	Cullen Harper, Clemson	165	2005-07
	Sean Renfree, Duke	165	2010
11.	Joe Hamilton, Georgia Tech	161	1997-98
12.	Stephen Morris, Miami	156	2012-13
13.	Oscar Davenport, North Carolina	154	1996-97
14.	James McPherson, Wake Forest	143	2002
15.	Jameel Sewell, Virginia	141	2009
16.	<b>Michael Brewer, Virginia Tech</b>	<b>134</b>	<b>2014</b>
17.	Tyrod Taylor, Virginia Tech	126	2010
18.	EJ Manuel, Florida State	121	2011-12

## Passing, Career Yards Per Game

### CAREER PASSING YARDS PER GAME

Player, School	Years	G	Cm-Att	Yds	PG	
1.	Jameis Winston, Florida State	2013-14	27	562-851	7,964	294.96
2.	Philip Rivers, NC State	2000-03	49	1087-1710	13,484	275.2
3.	Chris Weinke, Florida State	1997-00	36	650-1107	9,839	273.3
4.	Charlie Ward, Florida State	1989-93	22	473-759	5,747	261.2
5.	Tajh Boyd, Clemson	2010-13	47	901-1402	11,904	253.3
6.	Matt Ryan, Boston College	2005-07	36	772-654	8,963	249.0
7.	Russell Wilson, NC State	2008-10	36	682-1180	8,545	237.4
8.	Sean Renfree, Duke	2009-12	41	601-948	9,465	230.9
9.	Bryn Renner, North Carolina	2010-13	35	668-1005	8,221	234.9
10.	Jay Venuto, Wake Forest	1979-80	22	412-780	5,056	229.8
11.	Ben Bennett, Duke	1980-83	42	820-1375	9,614	228.9
12.	Mike Elkins, Wake Forest	1985-88	32	609-1109	7,304	228.3
13.	Gary Schofield, Wake Forest	1981-83	32	637-1113	7,205	225.2
14.	Charlie Whitehurst, Clemson	2002-05	44	817-1368	9,665	219.7
15.	Stephen Morris, Miami	2010-13	36	551-955	7,896	219.3
16.	Jamie Barnette, NC State	1996-99	44	637-1243	9,461	215.0
17.	Spence Fischer, Duke	1992-95	42	786-1369	9,021	214.8
18.	Scott Milanovich, Maryland	1992-95	34	650-982	7,301	214.7
19.	Thaddeus Lewis, Duke	2006-09	47	877-1510	10,065	214.1
20.	T.J. Yates, North Carolina	2007-10	45	795-1277	9,377	208.4
21.	Joe Hamilton, Georgia Tech	1996-99	43	629-1020	8,882	206.6
22.	Mike Glennon, NC State	2009-12	36	646-1069	7,411	205.9
23.	Boomer Esiason, Maryland	1981-83	31	461-850	6,259	201.9
24.	Brian Kuklick, Wake Forest	1994-98	40	665-1230	8,017	200.4
25.	Darian Durant, North Carolina	2001-04	44	701-1159	8,755	199.0
26.	Leo Hart, Duke	1968-70	31	487-872	6,116	197.3
27.	Christian Ponder, Florida State	2007-10	35	596-965	6,872	196.3
28.	Riley Skinner, Wake Forest	2006-09	50	903-1349	9,762	195.24
29.	Steve Slayden, Duke	1968-70	41	699-1204	8,004	195.22
30.	Chris Rix, Florida State	2001-04	43	575-1042	8,390	195.1



## ACC INDIVIDUAL PASS RECEIVING RECORDS MOST PASSES CAUGHT

**Game:** 16 by Sammy Watkins (227 yds), Clemson vs. Ohio State, Jan. 3, 2014; by Michael Campanaro (177 yds), Wake Forest vs. ULM, Sept. 14, 2013; by Michael Campanaro (123 yds), Wake Forest vs. Boston College, Nov. 3, 2012; by Quinshad Davis (178 yds), North Carolina vs. Virginia, Nov. 15, 2012; by Alvin Pearman, Virginia vs. Florida State, Oct. 18, 2003; Corey Thomas, Duke vs. Georgia Tech, Nov. 15, 1998 (275 yds); by Geroy Simon, Maryland vs. Florida State, Nov. 18, 1995 (124 yds); by Charlie Carr, North Carolina vs. Air Force, Nov. 12, 1966 (134 yds)

**Season:** 108 receptions by Jamison Crowder, Duke, 2013 (1,360 yds, 8 TDs)

**Average Receptions per Game:** 8.0 receptions by Tory Holt, NC State, 1998 (88 receptions, 1,604 yards, 11 TDs, 11 games)

**Season by Freshman:** 85 by Tyler Boyd, Pitt, 2013 (1,174 yards, 6.5/gm, 7 TDs)

**Career:** 283 by Conner Vernon, Duke, 2009-12 (3,748 yards, 21 TDs) and by Jamison Crowder, Duke, 2011-14 (3641 yards, 23 TDs)

### GAME RECEPTIONS BY CLASS

**Freshman:** 16 by Quinshad Davis, North Carolina vs. Virginia, Nov. 15, 2012 (178 yards).

**Sophomore:** 14 by John Henry Mills, Wake Forest vs. Duke, Nov. 3, 1990 (230 yards)

**Junior:** 16 by Sammy Watkins (227 yds), Clemson vs. Ohio State, Jan. 3, 2014; 16 by Michael Campanaro, Wake Forest vs. Boston College, Nov. 3, 2012 (123 yards); Alvin Pearman, Virginia vs. Florida State, Oct. 18, 2003; Charlie Carr, North Carolina vs. Air Force, Nov. 12, 1966 (134 yards); Geroy Simon, Maryland vs. Florida State, Nov. 18, 1995.

**Senior:** 16 by Michael Campanaro (177 yds), Wake Forest vs. ULM, Sept. 14, 2013; Corey Thomas, Duke vs. Georgia Tech, Nov. 15, 1998 (275 yards)

### SEASON RECEPTIONS BY CLASS

**Freshman:** 85 by Tyler Boyd, Pitt, 2013 (1,174 yards, 6.5/gm, 7 TDs)

**Sophomore:** 78 by Tyler Boyd, Pitt, 2014 (1,261 yards, 6.0/gm, 8 TDs)

**Junior:** 108 by Jamison Crowder, Duke, 2013 (1,360 yards, 8 TDs)

**Senior:** 101 by Sammy Watkins, Clemson, 2013 (1,464 yards, 12 TDs)

### TOUCHDOWN RECEPTIONS

**Game:** 5 by Torry Holt, NC State vs. Florida State, Nov. 1, 1997 (12 catches, 168 yards)

**Season:** 18 by DeAndre Hopkins, Clemson, 2012 (82 catches, 1,405 yards)

**Season by Freshman:** 12 by Sammy Watkins, Clemson, 2011

**Career:** 38 by Clarkston Hines, Duke, 1986-89 (189 catches, 3,318 yards)

### MOST CONSECUTIVE GAMES CATCHING A PASS

**Career:** 48 by Conner Vernon, Duke, 2009-12 (11 in 2009, 12 in 2010, 12 in 2011, 13 in 2012)

### MOST PASSES CAUGHT BY A RUNNING BACK

**Game:** 16 by Alvin Pearman, Virginia vs. Florida State, Oct. 18, 2003

**Season:** 76 by Andre Callender, Boston College, 2007 (720 yards, 4 TDs in 14 games)

### CONSECUTIVE GAMES CATCHING TD PASS IN ONE SEASON

**Season:** 10 by DeAndre Hopkins, Clemson, 2012

### GAMES CATCHING A TD PASS IN ONE SEASON

**Season:** 12 by DeAndre Hopkins, Clemson, 2012 (13 games)

### MOST RECEIVING YARDAGE

**Game:** 283 by Chris Castor, Duke vs. Wake Forest, Oct. 9, 1982 (11 receptions)

**Season:** 1,604 by Torry Holt, NC State, 1998 (88 receptions, 11 games)

**Career:** 3,830 yards by Rashad Greene, Florida State, 2011-14 (270 receptions, 51 games)

### GAME RECEIVING YARDS BY CLASS

**Freshman:** 193 by Greg Lester, Georgia Tech vs. Duke, Oct. 31, 1987

**Sophomore:** 250 by Jermaine Lewis, Maryland vs. North Carolina, Sept. 11, 1993

**Junior:** 271 by Wayne Baumgardner, Wake Forest vs. South Carolina, Oct. 15, 1980

**Senior:** 283 by Chris Castor, Duke vs. Wake Forest, Oct. 9, 1982

### SEASON RECEIVING YARDS BY CLASS

**Freshman:** 1,219 by Sammy Watkins, Clemson, 2011 (82 receptions, 14 games)

**Sophomore:** 1,261 by Tyler Boyd, Pitt, 2014 (78, 13 games)

**Junior:** 1,464 by Sammy Watkins, Clemson, 2013 (101 receptions, 13 games)

**Senior:** 1,604 by Torry Holt, NC State, 1998 (88 receptions, 11 games)

### YARDS PER RECEPTION

**Season (Min. 25):** 29.29 by Stephen Hill, Georgia Tech, 2011 (28 for 820 yards)

**Season (Min. 35):** 25.1 by Demaryius Thomas, Georgia Tech, 2009 (46 for 1,154 yards)

**Career (Min. 100):** 21.96 by Herman Moore, Virginia, 1988-90 (114 for 2,504 yards)

### TWO PLAYERS, SAME TEAM EACH GAINING 1,000 YARDS

**Season:** Rashad Greene (1,128 yards on 76 receptions) & Kelvin Benjamin (1,011 yards on 54 receptions), FSU, 2013; Conner Vernon (1,074 yards on 85 receptions) & Jamison Crowder (1,074 yards on 76 receptions), Duke, 2012; E.G. Green (1,007 yards on 60 receptions) & Andre Cooper (1,002 yards on 71 receptions), Florida State, 1995.

### TWO PLAYERS, SAME TEAM MOST PASS RECEPTIONS

**Season:** 161, Conner Vernon (85) & Jamison Crowder (76), Duke, 2012

### MOST YARDS GAINED RECEIVING BY TWO PLAYERS, SAME TEAM

**Season:** 2,480 by Torry Holt (1,604 yards, 88 catches) & Chris Coleman (876 yards, 52 catches), NC State, 1998 (12 games)

### MOST PLAYERS, SAME TEAM, EACH WITH 65 CATCHES OR MORE

**Season:** Conner Vernon, (85); Jamison Crowder, (76) and Desmond Scott (66), Duke, 2012

### MOST 1,000-YARD RECEIVING SEASONS

3 by Clarkston Hines, Duke, 1987-89 (1,093 in 1987, 1,067 in 1988, 1,149 in 1989)



## Receiving, Career Lists Receptions

Player, School	Years	Yards	Avg	TD	Rec.
1. Conner Vernon, Duke	2009-12	3,749	13.2	21	283
Jamison Crowder, Duke	2011-14	3,641	12.9	23	283
3. Rashad Greene, Florida State	2011-14	3,830	14.2	29	270
4. Sammy Watkins, Clemson	2011-13	3,391	14.1	27	240
5. Aaron Kelly, Clemson	2005-08	2,733	11.8	20	232
6. Michael Campanaro, Wake Forest	2010-13	2,506	10.9	14	229
7. Desmond Clark, Wake Forest	1995-98	2,834	13.1	20	216
8. Billy McMullen, Virginia	1999-02	2,978	14.2	24	210
9. Peter Warrick, Florida State	1996-99	3,517	17.0	31	207
Donovan Varner, Duke	2008-11	2,660	12.9	13	207
11. DeAndre Hopkins, Clemson	2010-12	3,020	14.7	27	206
12. Jericho Cotchery, NC State	2000-03	3,119	15.6	21	200
13. Kelly Campbell, Georgia Tech	1998-01	2,907	14.9	24	195
14. Jermaine Lewis, Maryland	1992-95	2,932	15.2	21	193
15. Torry Holt, NC State	1995-98	3,379	17.7	31	191
Alex Amidon, Boston College	2010-13	2,800	14.7	15	191
17. Clarkston Hines, Duke	1986-89	3,318	17.6	38	189
18. Ricky Proehl, Wake Forest	1986-89	2,949	15.7	25	188
19. Geroy Simon, Maryland	1993-96	2,059	11.1	10	185
20. Jammie Deese, Wake Forest	1996-99	2,348	12.8	11	184
Jarrett Boykin, Virginia Tech	2008-11	2,884	15.7	18	184
22. Hakeem Nicks, North Carolina	2006-08	2,840	15.7	21	181
Rich Gunnell, Boston College	2006-09	2,459	13.6	18	181
24. Calvin Johnson, Georgia Tech	2004-06	2,927	16.4	28	178
25. Jarwarski Pollock, North Carolina	2002-05	1,958	11.1	9	177
26. Jonathan Smith, Georgia Tech	2000-03	2,238	12.9	12	174
27. Scottie Montgomery, Duke	1996-99	2,379	13.9	13	171
Kerry Watkins, Georgia Tech	1999-02	2,680	15.7	22	171
29. Bert Reed, Florida State	2008-11	2,022	11.9	10	170
30. Roger Boone, Duke	1986-89	1,444	8.6	4	168

## Receiving Yardage

Player, School	Years	Rec.	Avg	TD	Yards
1. Rashad Greene, Florida State	2011-14	270	14.2	29	3,830
2. Conner Vernon, Duke	2009-12	283	13.2	21	3,749
3. Jamison Crowder, Duke	2011-14	283	12.9	23	3,641
4. Peter Warrick, Florida State	1996-99	207	17.0	31	3,517
5. Sammy Watkins, Clemson	2011-13	240	14.1	27	3,391
6. Torry Holt, NC State	1995-98	191	17.7	31	3,379
7. Clarkston Hines, Duke	1986-89	189	17.6	38	3,318
8. Jericho Cotchery, NC State	2000-03	200	15.6	21	3,119
9. DeAndre Hopkins, Clemson	2010-12	206	14.7	27	3,020
10. Billy McMullen, Virginia	1999-02	171	14.2	24	2,978
11. Ricky Proehl, Wake Forest	1986-89	188	15.7	25	2,949
12. Jermaine Lewis, Maryland	1992-95	193	15.2	21	2,932
13. Calvin Johnson, Georgia Tech	2004-06	178	16.4	28	2,927
14. E.G. Green, Florida State	1994-97	166	17.6	29	2,920
15. Kelly Campbell, Georgia Tech	1998-01	195	14.9	24	2,907
16. Jarrett Boykin, Virginia Tech	2008-11	184	15.7	18	2,884
17. Hakeem Nicks, North Carolina	2006-08	181	15.7	21	2,840
18. Desmond Clark, Wake Forest	1995-98	216	13.1	20	2,834
19. Alex Amidon, Boston College	2010-13	191	14.7	15	2,800
20. Aaron Kelly, Clemson	2005-08	232	11.8	20	2,733
21. Kerry Watkins, Georgia Tech	1999-02	171	15.7	22	2,680
22. Donovan Varner, Duke	2008-11	207	12.9	13	2,660
23. Danny Coale, Virginia Tech	2008-11	165	16.1	8	2,658
24. Greg Carr, Florida State	2005-08	148	17.4	29	2,574
25. Terry Smith, Clemson	1990-93	148	16.9	15	2,508
26. Michael Campanaro, Wake Forest	2010-13	229	10.9	14	2,506
27. Herman Moore, Virginia	1988-90	114	22.0	27	2,504
28. Chris Givens, Wake Forest	2009-11	163	15.2	21	2,473
29. Rich Gunnell, Boston College	2006-09	181	13.6	18	2,459
30. Corey Holliday, North Carolina	1990-93	155	15.8	7	2,447

## TD RECEPTIONS

1. Clarkston Hines, Duke (1986-89)	38
2. Peter Warrick, Florida State (1996-99)	31
Torry Holt, NC State (1995-98)	31
4. E.G. Green, Florida State (1994-97)	29
Greg Carr, Florida State (2004-08)	29
Rashad Greene, Florida State (2011-14)	29
7. Tyrone Davis, Virginia (1991-94)	28
Calvin Johnson, Georgia Tech (2004-06)	28
9. Herman Moore, Virginia (1988-90)	27
DeAndre Hopkins, Clemson (2010-12)	27
Sammy Watkins, Clemson (2011-13)	27
12. Ricky Proehl, Wake Forest (1986-89)	25
13. Andre Cooper, Florida State (1993-96)	24
Kelly Campbell, Georgia Tech (1998-01)	24
Billy McMullen, Virginia (1999-02)	24

## YARDS PER RECEPTION

1. Herman Moore, Virginia (1988-90)	22.0
2. Tyrone Davis, Virginia (1991-94)	20.9
3. Gary Cooper, Clemson (1985-89)	20.8
4. Dez White, Georgia Tech (1997-99)	20.4
5. Demaryius Thomas, Georgia Tech (2007-09)	19.5
6. Owen Spencer, NC State (2007-10)	19.4
7. John Ford, Virginia (1984, 86-88)	18.7
8. Chris Castor, Duke (1978-82)	18.6
Octavus Barnes, North Carolina (1994-97)	18.6
10. Marvin Minnis, Florida State (1997-00)	18.2
11. James Milling, Maryland (1984-87)	18.1
12. Jason Anderson, Wake Forest (2001-04)	18.0
Kevin Coffey, Virginia (1997-00)	18.0

(Min. 70 receptions)

## 200-YARD RECEIVING GAMES

Marcus Badgett, Maryland (1990-92)	2
Kelly Campbell, Georgia Tech (1998-01)	2
Torry Holt, NC State (1995-98)	2
Jermaine Lewis, Maryland (1992-95)	2
Craphonso Thorpe, Florida State (2001-04)	2
Sammy Watkins, Clemson (2011-13)	2

## 100-YARD RECEIVING GAMES

1. Clarkston Hines, Duke (1986-89)	17
2. Jamison Crowder, Duke (2011-14)	16
3. Jericho Cotchery, NC State (2000-03)	15
Jermaine Lewis, Maryland (1992-95)	15
Sammy Watkins, Clemson (2011-13)	15
Rashad Greene, Florida State (2011-14)	15
7. Torry Holt, NC State (1995-98)	14
Koren Robinson, NC State (1999-00)	14
Peter Warrick, Florida State (1996-99)	14
Conner Vernon, Duke (2009-12)	14
11. Calvin Johnson, Georgia Tech (2004-06)	13
12. Ricky Proehl, Wake Forest (1986-89)	12
DeAndre Hopkins, Clemson (2010-12)	12
14. Desmond Clark, Wake Forest (1995-97)	11
E.G. Green, Florida State (1994-97)	11
Jarrett Boykin, Virginia Tech (2008-11)	11
Alex Amidon, Boston College (2010-13)	11
<b>Tyler Boyd, Pitt (2013-*)</b>	<b>11</b>
19. Harvey Middleton, Ga. Tech (1994-97)	10
Hakeem Nicks, North Carolina (2006-08)	10
Chris Givens, Wake Forest (2009-11)	10
22. Wayne Baumgardner, W. Forest (1978-81)	9
Kelly Campbell, Georgia Tech (1998-01)	9
Wes Chesson, Duke (1968-70)	9
Rod Gardner, Clemson (1997-00)	9
Germane Crowell, Virginia (1994-97)	9
Dwight Jones, North Carolina (2008-11)	9
Donovan Varner, Duke (2008-11)	9
29. Jammie Deese, Wake Forest (1996-99)	8
Todd Dixon, Wake Forest (1990-93)	8
Eddie Goines, NC State (1991-94)	8
Billy McMullen, Virginia (1999-02)	8
Herman Moore, Virginia (1988-90)	8
Perry Tuttle, Clemson (1978-81)	8
Greg Carr, Florida State (2005-08)	8
Rich Gunnell, Boston College (2006-09)	8
37. Octavus Barnes, North Carolina (1994-97)	7
John Ford, Virginia (1984, 86-88)	7
Tony Horne, Clemson (1994-97)	7
Marvin Minnis, Florida State (1997-01)	7
Jonathan Smith, Georgia Tech (2000-03)	7
Danny Coale, Virginia Tech (2008-11)	7
Alex Amidon, Boston College (2010-13)	7
Phillip Dorsett, Miami (2011-14)	7



# ACC FOOTBALL INDIVIDUAL RECORDS, RECEIVING

## Receiving, Annual Leaders

Receptions						
Year	Player, School	Cl.	Rec	TD	PP	Yards
1953	Clyde Bennett, USC.....	Sr.	23	3	18.0	413
1954	Carl Brazell, USC.....	Sr.	29	1	8.3	241
1955	Bill Barnes, WF.....	Jr.	31	0	11.2	349
1956	Fred Polzer, UVa.....	Jr.	24	0	9.2	221
1957	Fred Polzer, UVa.....	Jr.	25	0	9.3	232
1958	Sonny Randle, UVa.....	Sr.	47	5	13.7	642
1959	Bobby Allen, WF.....	Jr.	25	4	18.5	462
1960	Claude Moorman, Duke.....	Sr.	46	2	9.4	431
1961	Gary Collins, Md.....	Sr.	30	4	14.3	428
1962	Tom Brown, Md.....	Sr.	47	4	11.9	557
1963	Stan Crisson, Duke.....	Sr.	48	7	11.6	559
	Bob Lacey, UNC.....	Sr.	48	1	11.5	553
1964	Ronnie Jackson, UNC.....	Sr.	34	5	15.1	512
1965	John Pincavage, UVa.....	Sr.	45	0	12.7	572
1966	Charlie Carr, UNC.....	Jr.	52	0	9.4	490
1967	Fred Ziegler, USC.....	So.	35	0	10.6	370
1968	Henley Carter, Duke.....	Jr.	65	2	13.7	892

### Starting in 1969, ranked on per-game average

Year	Player, School	Cl.	Rec	Yds	Avg	TD	PG
1969	Fred Ziegler, USC.....	Sr.	52	658	12.6	3	5.2
1970	Wes Chesson, Duke.....	Sr.	74	1080	14.6	3	6.7
1971	Bill Davis, UVa.....	Sr.	49	617	12.6	2	4.5
1972	Dave Sullivan, UVa.....	Sr.	51	662	13.0	7	4.6
1973	Harrison Davis, UVa.....	Sr.	44	773	17.6	5	4.0
1974	Jimmy Jerome, UNC.....	Sr.	47	837	17.8	5	4.3
1975	Tom Fadden, UVa.....	Jr.	48	620	12.9	2	4.4
1976	Tom Hall, Duke.....	Jr.	44	594	13.5	1	4.0
1977	Steve Young, WF.....	Sr.	51	483	9.5	3	5.1
1978	Jerry Butler, Clem.....	Sr.	54	864	16.0	3	4.9
1979	Wayne Baumgardner, WF.....	So.	55	1000	18.2	8	5.0
1980	Perry Tuttle, Clem.....	Jr.	53	915	17.3	4	4.8
1981	Phil Denfield, WF.....	Jr.	51	461	9.0	1	4.6
1982	Mark Militello, Duke.....	Jr.	52	725	13.9	2	4.7
1983	Mike Grayson, Duke.....	Sr.	66	582	8.8	2	6.0
1984	Greg Hill, Md.....	Sr.	51	820	16.1	4	4.6
1985	Michael Ramseur, WF.....	Sr.	54	450	8.3	1	4.9
1986	James Brim, WF.....	Sr.	66	930	14.1	5	6.0
1987	Roger Boone, Duke.....	So.	62	587	9.5	0	5.6
1988	Roger Boone, Duke.....	Jr.	73	630	8.6	2	6.6
1989	Ricky Proehl, WF.....	Sr.	65	1063	16.4	11	5.9
1990	Frank Wycheck, Md.....	Fr.	58	509	8.8	1	6.4
1991	John Henry Mills, WF.....	Jr.	51	559	11.0	1	4.6
1992	Marcus Badgett, Md.....	Sr.	75	1240	16.5	9	6.8
1993	Russ Weaver, Md.....	Jr.	69	606	8.8	2	6.3
1994	Geroy Simon, Md.....	So.	77	891	11.6	5	7.0
1995	Jermaine Lewis, Md.....	Sr.	66	937	14.1	3	6.6
1996	Harvey Middleton, GT.....	Jr.	64	804	12.6	3	5.8
1997	Desmond Clark, WF.....	Jr.	72	950	13.2	5	6.6
1998	Torry Holt, NCS.....	Sr.	88	1604	18.2	11	8.0
1999	Peter Warrick, FSU (7).....	Sr.	71	934	13.2	8	7.9
2000	Koren Robinson, NCS.....	So.	62	1061	17.1	13	5.6
2001	Billy McMullen, UVa (12).....	Jr.	83	1060	12.8	12	6.9
2002	Sam Aiken, UNC.....	Sr.	68	990	14.6	4	5.7
2003	Jerricho Cotchery, NCS (12) ..	Sr.	86	1369	15.9	10	6.6
2004	Airese Currie, Clem.....	Sr.	61	868	14.2	2	5.6
2005	Chansi Stuckey, Clem.....	Jr.	64	770	12.0	4	5.3
2006	Calvin Johnson, GT.....	Jr.	76	1202	15.8	15	5.4
2007	Kenneth Moore, WF (9).....	Sr.	98	1011	10.3	5	7.5
2008	D. J. Boldin, WF.....	Sr.	81	848	10.5	3	6.2
2009	Donovan Varner, Duke.....	So.	65	1047	16.1	8	5.4
2010	Conner Vernon, Duke (24).....	Jr.	73	973	13.3	4	6.1
2011	Dwight Jones, UNC (22).....	Sr.	85	1196	14.1	12	6.5
2012	Michael Campanaro, WF (8).....	Jr.	79	763	9.7	6	7.9
2013	Sammy Watkins, Clem. (11).....	Jr.	101	1460	14.5	12	7.8
2014	Rashad Greene, FSU (12).....	Sr.	99	1365	13.8	7	7.1

### Reception Leaders by School

School	Last Champion	Total
Wake Forest.....	Michael Campanaro, 2012	13
Duke.....	Conner Vernon, 2010	10
Virginia.....	Billy McMullen, 2001	9
Maryland.....	Jermaine Lewis, 1995	8
North Carolina.....	Dwight Jones, 2011	6
Clemson.....	Sammy Watkins, 2013	5
South Carolina.....	Fred Ziegler, 1969	4
NC State.....	Jerricho Cotchery, 2003	3
Georgia Tech.....	Calvin Johnson, 2006	2
Florida State.....	Rashad Greene, 2014	2

## Receiving Yardage

Year	Player, School	Cl.	Aft	TD	PP	Yards
1953	Dreher Gaskin, USC.....	Sr.	21	5	20.3	426
1954	Ed Stowers, WF.....	Sr.	22	3	12.6	277
1955	John Parham, WF.....	Sr.	18	5	20.9	376
1956	Fred Polzer, UVa.....	Jr.	24	0	9.2	221
1957	Whitey Jordan, Clem.....	Sr.	12	3	30.7	368
1958	Sonny Randle, UVa.....	Sr.	47	5	13.7	642
1959	Bobby Allen, WF.....	Jr.	25	4	18.5	462
1960	Claude Moorman, Duke.....	Sr.	46	2	9.4	431
1961	Gary Collins, Md.....	Sr.	30	4	14.3	428
1962	Bob Lacey, UNC.....	Jr.	44	5	15.2	668
1963	Stan Crisson, Duke.....	Sr.	48	7	11.6	559
1964	Ronnie Jackson, UNC.....	Sr.	34	5	15.1	512
1965	John Pincavage, UVa.....	Sr.	45	0	12.7	572
1966	Dave Dunaway, Duke.....	Sr.	43	3	14.3	614
1967	Phil Rogers, Clem.....	Sr.	28	1	15.3	429
1968	Henley Carter, Duke.....	Jr.	65	2	13.7	892
1969	Charlie Waters, Clem.....	Sr.	44	2	16.8	738

### Starting in 1970, ranked on per-game average

Year	Player, School	Cl.	Rec	TD	Avg	Yds	PG
1970	Wes Chesson, Duke.....	Sr.	74	3	14.6	1080	98.2
1971	Bill Davis, UVa.....	Sr.	49	2	12.6	617	56.1
1972	Pat Kenney, NCS.....	Sr.	38	5	21.9	832	75.6
1973	Harrison Davis, UVa.....	Sr.	44	5	17.6	773	70.3
1974	Jimmy Jerome, UNC.....	Sr.	47	5	17.8	837	76.1
1975	Troy Slade, Duke.....	Sr.	43	0	15.2	654	59.5
1976	Tom Hall, Duke.....	Jr.	44	1	13.5	594	54.0
1977	Jerry Butler, Clem.....	Jr.	43	4	17.7	760	69.1
1978	Jerry Butler, Clem.....	Sr.	54	3	16.0	864	78.5
1979	Wayne Baumgardner, WF... So.	55	8	18.2	1000	90.9	
1980	Perry Tuttle, Clem.....	Jr.	53	4	17.3	915	83.2
1981	Cedric Jones, Duke.....	Sr.	42	10	19.8	832	75.6
1982	Chris Castor, Duke.....	Sr.	46	13	20.7	952	86.5
1983	Billy Smith, UVa.....	Sr.	42	4	18.5	777	70.6
1984	Greg Hill, Md.....	Sr.	51	4	16.1	820	74.5
1985	Doug Green, Duke.....	So.	51	8	15.8	804	73.1
1986	James Brim, WF.....	Sr.	66	5	14.1	930	84.5
1987	Clarkston Hines, Duke.....	So.	57	11	19.2	1093	99.4
1988	Clarkston Hines, Duke.....	Jr.	68	11	15.7	1067	97.0
1989	Clarkston Hines, Duke.....	Sr.	61	17	18.8	1149	104.5
1990	Herman Moore, UVa.....	Sr.	54	13	22.0	1190	108.2
1991	Terry Smith, Clem.....	Sr.	45	6	16.8	758	68.9
1992	Marcus Badgett, Md.....	Sr.	75	9	16.5	1240	112.7
1993	Jermaine Lewis, Md.....	So.	52	7	18.4	957	119.6
1994	Kez McCorvey, FSU.....	Sr.	59	4	14.8	870	87.0
1995	Jermaine Lewis, Md.....	Sr.	66	3	14.2	937	93.7
1996	Harvey Middleton, GT.....	Jr.	64	3	12.6	804	73.1
1997	Torry Holt, NCS.....	Jr.	62	16	17.7	1099	99.9
1998	Torry Holt, NCS.....	Sr.	88	11	18.2	1604	145.8
1999	Peter Warrick, FSU (8).....	Sr.	71	8	13.2	934	103.8
2000	Marvin Minnis, FSU (3).....	Sr.	63	11	21.3	1340	111.7
2001	Billy McMullen, UVa (24).....	Jr.	83	12	12.8	1060	88.3
2002	Jerricho Cotchery, NCS.....	Jr.	67	7	17.8	1192	85.1
2003	Jerricho Cotchery, NCS (6) ..	Sr.	86	10	15.9	1369	105.3
2004	Airese Currie, Clem.....	Sr.	61	2	14.2	868	78.9
2005	Vernon Davis, Md.....	Jr.	51	6	17.1	871	79.2
2006	Calvin Johnson, GT (14).....	Jr.	76	15	15.8	1202	85.9
2007	Aaron Kelly, Clem.....	Jr.	88	11	12.3	1081	83.2
2008	Hakeem Nicks, UNC (12).....	Jr.	68	12	18.0	1222	94.0
2009	Donovan Varner, Duke (19) So.	65	8	16.1	1047	87.2	
2010	Leonard Hankerson, Miami(16)Sr.	72	13	16.1	1156	88.9	
2011	Chris Givens, WF (11).....	Jr.	83	9	16.0	1330	102.3
2012	DeAndre Hopkins, Clem.(6) Jr.	82	18	17.1	1405	108.1	
2013	Sammy Watkins, Clem. (7) ..Jr.	101	12	14.5	1460	112.6	
2014	Rashad Greene, FSU (15).....	Sr.	99	7	13.8	1365	97.5

### Receiving Yardage Leaders by School

School	Last Champion	Total
Duke.....	Donovan Varner, 2009	14
Clemson.....	Sammy Watkins, 2013	11
Virginia.....	Billy McMullen, 2001	8
Maryland.....	Vernon Davis, 2005	6
Wake Forest.....	Chris Givens, 2011	6
NC State.....	Jerricho Cotchery, 2003	5
North Carolina.....	Hakeem Nicks, 2008	4
Florida State.....	Rashad Greene, 2014	4
Georgia Tech.....	Calvin Johnson, 2006	2
Miami.....	Leonard Hankerson, 2010	1
South Carolina.....	Dreher Gaskin, 1953	1

# ACC FOOTBALL INDIVIDUAL RECORDS, RECEIVING



## Receiving, Season Lists

### TOTAL RECEPTIONS

Player, School	Cl.	Year	G	Yds	TD	Rec
1. Jamison Crowder, Duke.....Jr.		2013	14	1360	8	108
2. Sammy Watkins, Clem.....Jr.		2013	13	1460	12	101
3. Rashad Greene, FSU.....Sr.		2014	14	1365	7	99
4. Kenneth Moore, WF.....Sr.		2007	13	1011	5	98
5. Torrey Holt, NCS.....Sr.		1998	11	1604	11	88
Aaron Kelly, Clem.....Jr.		2007	13	1081	11	88
7. Jerricho Cotchery, NCS.....Sr.		2003	13	1369	10	86
8. Dwight Jones, UNC.....Sr.		2011	13	1196	12	85
Conner Vernon, Duke.....Sr.		2012	13	1074	8	85
<b>Tyler Boyd, Pitt.....Fr.</b>		<b>2013</b>	<b>13</b>	<b>1174</b>	<b>7</b>	<b>85</b>

### RECEPTIONS PER GAME

Player, School	Cl.	Year	G	Rec	Yds	TD	PG
1. Torrey Holt, NCS.....Sr.		1998	11	88	1604	11	8.00
2. Michael Campanaro, WF... Jr.		2012	10	78	763	6	7.90
3. Peter Warrick, FSU.....Sr.		1999	9	71	934	8	7.89
4. Sammy Watkins, Clem.....Jr.		2013	13	101	1460	12	7.77
5. Jamison Crowder, Duke.....Jr.		2013	14	108	1360	8	7.71
6. Kenneth Moore, WF.....Sr.		2007	13	98	1011	5	7.54
7. Rashad Greene, FSU.....Sr.		2014	14	99	1365	7	7.07
8. Geroy Simon, Md.....So.		1994	11	77	891	5	7.00
9. Billy McMullen, UVa.....Jr.		2001	12	83	1060	12	6.92
10. Marcus Badgett, Md.....Sr.		1992	11	75	1240	9	6.82

### RECEIVING YARDAGE

Player, School	Cl.	Year	G	Rec	TD	Yds
1. Torrey Holt, NCS.....Sr.		1998	11	88	11	1604
2. Sammy Watkins, Clem.....Jr.		2013	13	101	12	1460
3. DeAndre Hopkins, Clem...Jr.		2012	13	82	18	1405
4. Jerricho Cotchery, NCS.....Sr.		2003	13	86	10	1369
5. Rashad Greene, FSU.....Sr.		2014	14	99	7	1365
6. Jamison Crowder, Duke.....Jr.		2013	14	108	8	1360
7. Marvin Minnis, FSU.....Sr.		2000	12	63	11	1340
8. Chris Givens, WF.....Jr.		2011	13	83	9	1330
<b>9. Tyler Boyd, UP.....So.</b>		<b>2014</b>	<b>13</b>	<b>78</b>	<b>8</b>	<b>1261</b>
10. Marcus Badgett, Md.....Sr.		1992	11	75	9	1240

### RECEIVING YARDAGE PER GAME

Player, School	Cl.	Year	G	Rec	TD	Yds	PG
1. Torrey Holt, NCS.....Sr.		1998	11	88	11	1604	145.8
2. Jermaine Lewis, Md.....So.		1993	8	52	7	957	119.6
3. Marcus Badgett, Md.....Sr.		1992	11	75	9	1240	112.7
4. Sammy Watkins, Clem.....Jr.		2013	13	101	12	1460	112.6
5. Marvin Minnis, FSU.....Sr.		2000	12	63	11	1340	111.7
6. Herman Moore, UVa.....Sr.		1990	11	54	13	1190	108.2
7. DeAndre Hopkins, Clem...Jr.		2012	13	82	18	1405	108.1
8. Jerricho Cotchery, NCS.....Sr.		2003	13	86	10	1369	105.3
9. Clarkston Hines, Duke.....Sr.		1989	11	61	17	1149	104.5
10. Peter Warrick, FSU.....Sr.		1999	9	71	8	934	103.8

### YARDS PER CATCH (Minimum of 30 Receptions)

Player, School	Cl.	Year	Rec	TD	Yds	Avg
1. Owen Spencer, NCS.....Jr.		2009	30	6	765	25.50
2. Demaryius Thomas, GT.....Jr.		2009	46	8	1154	25.09
3. Phillip Dorsett, UM.....Sr.		2014	36	10	871	24.19
4. Owen Spencer, NCS.....So.		2008	31	5	691	22.29
5. Herman Moore, UVa.....Sr.		1990	54	13	1190	22.03
6. Pat Kenney, NCS.....Sr.		1982	38	5	832	21.89
7. Marvin Minnis, FSU.....Sr.		2000	63	11	1340	21.27
8. Terry Smith, Clem.....Sr.		1993	34	3	720	21.18
9. Javon Walker, FSU.....Sr.		2001	45	7	944	20.98
10. Jarrett Boykin, VT.....So.		2009	40	5	835	20.88

## TOUCHDOWN RECEPTIONS

Player, School	Cl.	Year	G	Rec	Yds	TDs
1. DeAndre Hopkins, Clem.....Jr.		2012	13	82	1405	18
2. Clarkston Hines, Duke.....Sr.		1989	11	61	1149	17
3. Torrey Holt, NCS.....Jr.		1997	11	68	1099	16
4. Andre Cooper, FSU.....Jr.		1995	11	71	1002	15
Calvin Johnson, GT.....Jr.		2006	14	76	1202	15
Levin Benjamin, FSU.....Jr.		2013	14	54	1011	15
7. Herman Moore, UVa.....Sr.		1990	11	54	1190	13
Chris Castor, Duke.....Sr.		1981	11	46	952	13
Koren Robinson, NCS.....So.		2000	11	62	1061	13
Anquan Boldin, FSU.....Jr.		2002	14	65	1011	13
Leonard Hankerson, UM.....Sr.		2010	13	72	1156	13
12. Greg Carr, FSU.....So.		2006	12	34	619	12
Peter Warrick, FSU.....Jr.		1998	12	61	1232	12
Kenny Duckett, WF.....Jr.		1980	11	50	656	12
Billy McMullen, UVa.....Jr.		2001	12	83	1060	12
Hakeem Nicks, UNC.....Jr.		2008	13	68	1222	12
Torrey Smith, Md.....Jr.		2010	13	67	1055	12
Dwight Jones, UNC.....Sr.		2011	13	85	1196	12
Sammy Watkins, Clem.....Fr.		2011	13	82	1219	12
Sammy Watkins, Clem.....Jr.		2013	13	101	1460	12

## Receiving, Single Game Performances

### SINGLE GAME RECEPTIONS

1. 16 Sammy Watkins, Clem..... Ohio State..... 2013
16 Michael Campanaro, WF..... ULM..... 2013
16 Quinshad Davis, UNC..... Virginia..... 2012
16 Michael Campanaro, WF.. Boston College..... 2012
16 Alvin Pearman, UVa..... Florida State..... 2003
16 Corey Thomas, Duke..... Georgia Tech..... 1997
16 Geroy Simon, Md..... Florida State..... 1995
16 Charlie Carr, UNC..... Air Force..... 1966
9. 15 Kenneth Moore, WF..... Boston College..... 2007
15 Kenneth Moore, WF..... Navy..... 2007
15 Torrey Holt, NCS..... Wake Forest..... 1998
15 Marlon Estes, WF..... NC State..... 1995
15 Roger Boone, Duke..... Vanderbilt..... 1988
15 James Brim, WF..... NC State..... 1986
15. 14 Robert Lavette, GT..... Notre Dame..... 1981
14 John Henry Mills, WF..... Duke..... 1990
14 Frank Wycheck, Md..... Virginia Tech..... 1990
14 Russ Weaver, Md..... Wake Forest..... 1993
14 Jon Jensen, Duke..... North Carolina..... 1994
14 Kelly Campbell, GT..... Clemson..... 2000
14 Torrey Smith, Md..... NC State..... 2010
14 Sammy Watkins, Clem..... NC State..... 2013
23. 13 14 players, 15 times

### SINGLE GAME RECEIVING YARDAGE

1. 283 Chris Castor, Duke vs..... Wake Forest..... 1982
2. 276 Corey Thomas, Duke..... Georgia Tech..... 1997
3. 271 Wayne Baumgardner, WF... South Carolina..... 1980
4. 255 Torrey Holt, NCS..... Baylor..... 1998
5. 251 Marcus Badgett, Md..... Pittsburgh..... 1992
251 Clarkston Hines, Duke..... Wake Forest..... 1989
7. 250 Jermaine Lewis, Md..... North Carolina..... 1993
8. 249 Peter Warrick, FSU..... Clemson..... 1997
9. 247 Randy Marriott, UNC..... Georgia Tech..... 1987
10. 243 Dez White, GT..... Virginia..... 1998
243 S. Montgomery, Duke..... Vanderbilt..... 1998
12. 241 Ken Shelton, UVa..... Wm&Mary..... 1974
13. 239 Dontrelle Inman, UVa..... Duke..... 2010
14. 235 Eron Riley, DU..... Navy..... 2007
15. 234 Herman Moore, UVa..... Georgia Tech..... 1990
16. 233 Dwight Jones, UNC..... Florida State..... 2010
17. 230 John Henry Mills, WF..... Duke..... 1990
230 Demaryius Thomas, GT..... Duke..... 2008
19. 227 Sammy Watkins, Clem,..... Ohio State..... 203
20. 225 Torrey Holt, NCS..... Clemson..... 1998
21. 224 Torrey Smith, Md..... NC State..... 2010
22. 223 Derrick Steagall, GT..... Virginia..... 1997
23. 221 Jheranie Boyd, UNC..... LSU..... 2010
24. 220 James Milling, Md..... North Carolina..... 1984
25. 219 Tobais Palmer, NCS..... Clemson..... 2012
26. 218 Marcus Badgett, Md..... Duke..... 1992
27. 217 Jerricho Cotchery, NCS..... UNC..... 2003
217 Craphonso Thorpe, FSU..... Notre Dame..... 2003
217 Hakeem Nicks, UNC..... West Virginia..... 2008
30. 215 Dez White, GT..... Maryland..... 1999



# ACC FOOTBALL INDIVIDUAL RECORDS, RECEIVING

## Receiving, Career Yards Per Catch (Minimum, 1,000 receiving yards)

Pl.	Name, School	Years	Rct.	Yard	Avg.
1.	Stephen Hill, GT	2009-11	49	1248	25.47
2.	Martavis Bryant, CU	2011-13	60	1354	22.57
3.	Herman Moore, UVA	1988-90	114	2504	21.96
4.	Tyrone Davis, UVA	1991-94	103	2153	20.903
5.	Dez White, GT	1997-99	90	1833	20.37
6.	Gary Cooper, CU	1985-89	79	1592	20.15
7.	Demaryius Thomas, GT	2007-09	120	2339	19.49
8.	Owen Spencer, ST	2007-10	126	2441	19.37
9.	Javon Walker, FSU	2000-01	65	1257	19.34
10.	Gary Lee, GT	1984-86	65	1255	19.31
11.	Chris Castor, DU	1979-82	73	1384	18.96
12.	DeAndre Smelter	2013-14	56	1060	18.93
13.	John Ford, UVA	1984-88	128	2399	18.74
14.	Octavus Barnes, UNC	1994-96	129	2398	18.59
15.	E.G. Green, FSU	1995-97	148	2728	18.43
16.	Elijah Marshall, ST	1974-77	65	1196	18.4
17.	Marvin Minnis, FSU	1997-00	115	2098	18.243
18.	Bucky Brooks, UNC	1989-93	58	1058	18.241
19.	Pat Kenny, ST	1970-72	63	1145	18.175
20.	James Milling, Md	1985-87	80	1446	18.075
21.	Terry Smith, CU	1992-93	76	1372	18.0526
22.	Billy Smith, UVA	1982-83	59	1065	18.051
23.	Colin Larmond, BC	2008-11	68	1222	17.97
24.	Jason Anderson, WF	2001-04	115	2066	17.965
25.	Kevin Coffey, UVA	1997-00	75	1347	17.966
26.	Kelvin Benjamin, FSU	2011-13	84	1506	17.93
27.	Clarkston Hines, DU	1987-89	186	3309	17.79
28.	Greg Hill, Md	1982-84	97	1721	17.74
29.	Talman Gardner, FSU	2000-02	83	1472	17.73
30.	Torry Holt, ST	1995-98	191	3379	17.69
31.	Phillip Dorsett, UM	2011-14	121	2132	17.62
32.	Greg Lester, GT	1987-91	93	1633	17.559
33.	Germane Crowell, UVA	1994-97	122	2142	17.557
34.	Azizuddin Abdur Ro'ooof, Md	1984-87	108	1895	17.546
35.	Crapphonso Thorpe, FSU	2001-04	123	2153	17.504
36.	Cedric Jones, DU	1982-84	99	1732	17.495
37.	Marcus Badgett, Md	1989-92	100	1748	17.48
38.	Koren Robinson, ST	1999-00	110	1914	17.4
	Tim Finkelston, UVA	1987-89	70	1218	17.4
	Marcus Davis, VT	2009-12	105	1827	17.4

## Running Back

### Single-Season Receptions

Pl.	Player, School	Year	Rec.
1.	Andre Callender, BC	2007	76
2.	Roger Boone, Duke	1988	73
3.	Mike Grayson, Duke	1983	66
4.	Alvin Pearman, UVA	2003	63
4.	Roger Boone, Duke	1987	62
5.	Wali Lundy, UVA	2002	58
6.	Ray Robinson, NCS	2001	52
7.	Allen Williams, Md	1994	51
8.	Randy Cuthbert, Duke	1989	50
9.	Perry Jones, UVA	2012	49
10.	Perry Jones, UVA	2011	48
11.	Giovani Bernard, UNC	2012	47
12.	Jerry Mays, GT	1988	46
	Randy Cuthbert, Duke	1989	46

## Running Back

### Single Season Receiving Yardage

Pl.	Player, School	Year	Rec.
1.	Andre Callendar, BC	2007	720
2.	Roger Boone, Duke	1988	630
3.	Roger Boone, Duke	1987	587
4.	Mike Grayson, Duke	1983	582
5.	Alvin Pearman, UVA	2003	518
6.	Perry Jones, UVA	2011	506
7.	C. J. Spiller, Clem	2009	503
8.	Giovani Bernard, UNC	2012	490
9.	Robert Godhigh, GT	2013	471
10.	Randy Cuthbert, Duke	1989	470
11.	Michael Ramseur, WF	1985	450
12.	Wali Lundy, UVA	2002	435
13.	Frank Quayle, UVA	1968	426
14.	Frank Quayle, UVA	1966	420

## Tight End

### Single Season Receptions

Pl.	Player, School	Year	Rec.
1.	Heath Miller, UVA	2003	70
2.	Eric Ebron, UNC	2013	62
3.	Ryan Purvis, BC	2007	54
	Cam Serigne, WF	2014	54
4.	Vernon Davis, Md	2005	51
	Steve Young, WF	1977	51
	Phil Denfeld, WF	1981	51
	John Henry Mills, WF	1991	51
9.	Dwayne Allen, Clem	2011	50

## Tight End

### Single Season Receiving Yardage

Pl.	Player, School	Year	Rec.
1.	Eric Ebron, UNC	2013	973
2.	Vernon Davis, Md	2005	871
3.	Heath Miller, UVA	2003	835
4.	Bruce McGonnigal, UVA	1989	634
5.	Eric Ebron, UNC	2012	625
6.	John Henry Mills, WF	1990	623
7.	Dwayne Allen, Clem	2011	596
8.	Ryan Purvis, BC	2007	553
9.	Heath Miller, UVA	2004	541

## Tight End Career Receptions

Pl.	Player, School	Years	Rec.
1.	Heath Miller, UVA	2002-04	144
2.	John Henry Mills, WF	1989-92	142
3.	Frank Wycheck, Md	1990-92	134
4.	George Bryan, NCS	2008-11	126
5.	Nick O'Leary, FSU	2011-14	114
6.	Eric Ebron, UNC	2011-13	112
7.	Steve Young, WF	1974-77	108
8.	Jimmy Grissett, NCS	1993-96	107
9.	Bruce McGonnigal, UVA	1987-90	103
10.	Ferrell Edmunds, Md	1984-87	101
11.	Phil Denfield, WF	1980-82	100
12.	Stan Crisson, DU	1961-63	98
13.	T.J. Williams, NCS	2003-05	95
14.	Dwayne Allen, Clem	2009-11	93
	Bill Khayat, Duke	1992-95	93

## Tight End Career Reception Yards

Pl.	Player, School	Years	Yds.
1.	Eric Ebron, UNC	2011-13	1,805
2.	John Henry Mills, WF	1989-92	1,735
3.	Heath Miller, UVA	2002-04	1,703
4.	Ferrell Edmunds, Md	1984-87	1,641
5.	Nick O'Leary, FSU	2011-14	1,591
6.	Bruce McGonnigal, UVA	1987-90	1,556
7.	Jimmy Grissett, NCS	1993-96	1,504
8.	Vernon Davis, Md	2003-05	1,371
9.	Mike Hart, DU	1998-01	1,370
10.	George Bryan, NCS	2008-11	1,323

## Tight End Career TD Receptions

Pl.	Player, School	Year	Rec.
1.	Heath Miller, UVA	2002-04	20
2.	Nick O'Leary, FSU	2011-14	17
3.	Ed Carrington, UVA	1964-66	12
	Bruce McGonnigal, UVA	1987-90	12
	John McMakin, Clem	1969-71	12

## Receiving, Freshmen Receiving Lists

Receptions			Receiving Yardage			Touchdown Receptions		
Player School	Year	Rec.	Player, School	Year	Yards	Player, School	Year	TDs
1.	Tyler Boyd, Pitt	2013	85	1.	Sammy Watkins, Clem	2011	1,219	12
2.	Sammy Watkins, Clem	2011	82	2.	Tyler Boyd, Pitt	2013	1,174	9
3.	Artavis Scott, Clem	2014	76	3.	Artavis Scott, Clem	2014	965	9
4.	Quinshad Davis, UNC	2012	61	4.	Koren Robinson, NCS	1999	853	8
5.	Wali Lundy, UVA	2002	58	5.	Stefon Diggs, Md	2012	848	8
	Frank Wycheck, Md	1990	58	6.	Calvin Johnson, GT	2004	837	8
7.	Isaiah Ford, VT	2014	56	7.	Quinshad Davis, UNC	2012	776	8
8.	Conner Vernon, Duke	2009	55	8.	Conner Vernon, Duke	2009	746	7
9.	Stefon Diggs, Maryland	2012	54	9.	Isaiah Ford, VT	2014	709	7
	Cam Serigne, WF	2014	54	10.	Darrius Heyward-Bey, Md	2006	694	7
11.	DeAndre Hopkins, Clem	2010	52	11.	Hakeem Nicks, UNC	2006	660	7
12.	Derrick Hamilton, Clem	2001	49	12.	Joshua Stanford, VT	2013	640	7
13.	Koren Robinson, NCS	1999	48	13.	DeAndre Hopkins, FSU	2010	637	7
	Calvin Johnson, GT	2004	48	14.	Chris Givens, WF	2009	629	6
15.	Aaron Kelly, Clem	2005	47	15.	Greg Carr, FSU	2005	618	6
16.	Darrius Heyward-Bey, Md	2006	45	16.	Octavus Barnes, UNC	1994	609	6
	Robert Lavette, GT	1981	45	17.	Rashard Greene, FSU	2011	596	6
	Chris Givens, WF	2009	45	18.	Greg Lester, GT	1987	593	6
	Giovani Bernard, UNC	2011	45	19.	Stacy Coley, Miami	2013	591	6
	Bo Hines, NCS	2014	45	20.	Derrick Hamilton, Clem	2001	590	6
	Bucky Hodges, VT	2014	45					





## All-Purpose Records

### MOST PLAYS

**Game:** 51 by John Leach, Wake Forest vs. Maryland, Nov. 20, 1993 (46 rushes for 329 yards, 3 receptions for 42 yards, 1 kickoff return for 31 yards, 1 punt return for 31 yards; total of 411 yards)

**Season:** 358 by Thomas Jones, Virginia, 1999 (334 rushes for 1,798 yards, 22 receptions for 239 yards, 2 punt returns for 17 yards; total of 2,054 yards)

**Career:** 993 by Leon Johnson, North Carolina, 1993-96 (797 rushes for 3693 yards, 151 receptions for 1288 yards, 45 returns for 847 yards; total of 5,828 yards)

### MOST ALL-PURPOSE YARDS

**Game:** 411 by John Leach, Wake Forest vs. Maryland, Nov. 20, 1993 (46 rushes for 329 yards, 3 receptions for 42 yards, 1 kickoff return for 31 yards, 1 punt return for 31 yards; total of 51 plays)

**Season:** 2,680 yards by C.J. Spiller, Clemson, 2009 (216 rushes for 1,212 yards, 36 receptions for 503 yards, 8 punt returns for 210 yards, 23 kick returns for 755 yards)

**Career:** 7,588 yards by C.J. Spiller, Clemson, 2009 (606 rushes for 3,547 yards, 123 receptions for 1,420 yards, 53 punt returns for 569 yards, 74 kick returns for 2,052 yards)

### MOST YARDS PER GAME

**Season:** 191.4 by C.J. Spiller, Clemson, 2009 (2,680 yards in 14 games)

**Career:** 166.0 by Frank Quayle, Virginia, 1966-68 (4,981 yards in 30 games)

### MOST YARDS GAINED PER PLAY

**Season (minimum of 1,000 yards):** 23.61 by Demaryius Thomas, Georgia Tech, 2009 (1 rush for 3 yards, 46 receptions for 1,154 yards)

**Career (minimum of 3,000 yards):** 16.73 by Torry Holt, NC State, 1995-98 (4,369 yards on 261 plays)

### ALL-PURPOSE YARDS BY CLASS

**Freshman:** 2,288 by Sammy Watkins, Clemson, 2011 (1,219 receiving, 231 rushing, 838 returns)

**Sophomore:** 2,192 by Torrey Smith, Maryland, 2009 (59 rush, 824 receiving, 1,309 returns)

**Junior:** 2,253 by David Wilson, Virginia Tech, 2011 (1709 rush, 129 receiving, 415 returns)

**Senior:** 2,680 yards by C.J. Spiller, Clemson, 2009 (1,212 rush, 503 receiving, 965 returns)

## Career All-Purpose Yardage

Player, School	Years	Rush	Rec.	Ret.	Yards
1. C. J. Spiller, Clemson	2006-09	3,547	1,420	2,621	7,588
2. Leon Johnson, North Carolina	1993-96	3,693	1,288	847	5,828
3. Chris Douglas, Duke	2000-03	3,122	867	1,759	5,748
4. Jamison Crowder, Duke	2011-14	135	3,641	1,799	5,575
5. Ted Brown, NC State	1975-78	4,602	760	203	5,565
6. Duke Johnson, Miami	2012-14	3,519	719	1,288	5,526
7. Robert Lavette, Georgia Tech	1981-84	4,066	862	465	5,393
8. Warrick Dunn, Florida State	1993-96	3,959	1,314	48	5,321
9. Torrey Smith, Maryland	2008-10	69	2,205	2,909	5,264
10. T.J. Graham, NC State	2008-11	-9	1,453	3,781	5,225
11. Sammy Watkins, Clemson	2011-13	339	3,391	1,399	5,129
12. Don McCauley, North Carolina	1968-70	3,172	786	1,056	5,014
13. Frank Quayle, Virginia	1966-68	2,695	1,145	1,141	4,981
14. Alvin Pearman, Virginia	2002-04	2,394	1,396	1,179	4,969
15. LaMont Jordan, Maryland	1997-00	4,147	737	76	4,960
16. Chris Barclay, Wake Forest	2002-05	4,032	381	517	4,930
17. Amos Lawrence, North Carolina	1977-80	4,391	393	144	4,928
18. Tiki Barber, Virginia	1993-96	3,389	602	878	4,869
19. Peter Warrick, Florida State	1996-99	185	3,517	1,148	4,850
20. Derrick Hamilton, Clemson	2001-03	340	2,218	2,187	4,745
21. Brandon Tate, North Carolina	2005-08	294	927	3,523	4,744
22. Jerry Mays, Georgia Tech	1985-89	3,699	869	175	4,743
23. Thomas Jones, Virginia	1996-99	3,998	571	129	4,698
24. Eddie Royal, Virginia Tech	2004-07	226	1,778	2,672	4,676
25. Terry Kirby, Virginia	1989-92	3,348	1,022	267	4,637
26. Andre Ellington, Clemson	2009-12	3,436	505	645	4,586
27. Montel Harris, Boston College	2008-11	3,735	377	468	4,580
28. Wali Lundy, Virginia	2002-05	3,193	895	409	4,497
29. Kelly Campbell, Georgia Tech	1998-01	152	2,907	1,415	4,474
30. Mike Voight, North Carolina	1973-76	3,971	88	413	4,472

## Single Season All-Purpose Yardage

Player, School	Cl.	Year	G	Ply	Avg	Yds
1. C. J. Spiller, Clem	Sr	2009	14	283	9.47	2680
2. Sammy Watkins, Clem	Fr	2011	13	149	14.95	2228
3. David Wilson, VT	Jr	2011	14	334	6.75	2253
4. Torrey Smith, Md.	So	2009	12	123	17.82	2192
5. Andre Williams, BC	Sr	2013	13	355	6.10	2177
6. Duke Johnson, UM	Jr	2014	13	280	7.40	2073
7. Duke Johnson, UM	Fr	2012	12	193	10.67	2060
8. Thomas Jones, UVa	Sr	1999	11	358	5.74	2054
9. Don McCauley, UNC	Sr	1970	11	342	5.91	2021
10. Giovanni Bernard, UNC	So	2012	12	247	8.02	1981
11. Torry Holt, NCS	Sr	1998	11	114	17.36	1979
12. Alvin Pearman, UVa	Sr	2004	12	257	7.54	1938
13. Tyler Boyd, UP	So	2014	13	122	15.80	1928
14. Tiki Barber, UVa	Jr	1995	12	320	5.96	1906
15. Stefon Diggs, UM	Fr	2012	12	121	15.67	1896
16. Derrick Hamilton, Clem	So	2002	13	140	13.45	1883
17. Koren Robinson, NCS	So	2000	11	111	16.94	1880
18. Frank Quayle, UVa	Sr	1968	10	217	8.61	1869

## Single Season All-Purpose Yards Per Game

Pl. Player, School	Cl.	Year	G	Ply	Yds	PG
1. Giovanni Bernard, UNC	So	2012	10	247	1981	198.1
2. C.J. Spiller, Clem	Sr	2009	14	283	2680	191.4
3. Frank Quayle, UVa	Sr	1968	10	217	1869	186.9
4. Thomas Jones, UVa	Sr	1999	11	358	2054	186.7
5. Don McCauley, UNC	Sr	1970	11	342	2021	183.7
6. Torrey Smith, Md.	So	2009	12	123	2192	182.7
7. Torry Holt, NCS	Sr	1998	11	114	1979	179.9
8. Don McCauley, UNC	Jr	1969	10	235	1770	177.0
9. Sammy Watkins, Clem	Fr	2011	13	149	2228	176.0
10. Stefon Diggs, Md.	Fr	2012	12	121	1896	172.4
11. Duke Johnson, UM	Fr	2012	12	183	2060	171.7
12. Terry Kirby, UVa	Sr	1992	8	204	1372	171.5
13. Koren Robinson, NCS	So	2000	11	111	1880	170.9
14. Tiki Barber, UVa	Sr	1996	11	291	1859	169.0



# ACC FOOTBALL INDIVIDUAL RECORDS, ALL-PURPOSE YARDS

## All-Purpose Records, Annual Leaders

Year	Player, School	Cl.	All-Purpose Yardage			Total
			Run	Rec	Ret	
1953	Chet Hanulak, Md.....	Sr.	753	152	264	1199
1954	Ronnie Waller, Md.....	Sr.	592	209	367	1168
1955	Bill Barnes, WF.....	Jr.	401	349	406	1156
1956	Bill Barnes, WF.....	Sr.	1010	41	440	1491
1957	Wray Carlton, Duke.....	Jr.	833	174	219	1226
1958	Sonny Randle, UVa.....	Sr.	13	642	598	1253
1959	Joel Arrington, Duke.....	So.	444	124	229	797
1960	Mark Leggett, Duke.....	So.	444	79	296	819
1961	Gib Carson, UNC.....	Sr.	406	147	334	887
1962	Billy Gambrell, USC.....	Jr.	582	226	486	1262
1963	Jay Wilkinson, Duke.....	Sr.	631	256	434	1321
1964	Ken Willard, UNC.....	Sr.	835	219	215	1269
1965	John Pincavage, UVa.....	Sr.	119	584	489	1192
1966	Frank Quayle, UVa.....	So.	727	420	469	1616
1967	Frank Quayle, UVa.....	Jr.	755	300	442	1497
1968	Frank Quayle, UVa.....	Sr.	1213	426	230	1869

Starting with the 1969 season, ranked by per game yardage

Year	Player, School	Cl.	Run	Rec	Ret	Tot	PG
1969	Don McCauley, UNC.....	Jr.	1092	238	440	1770	170.0
1970	Don McCauley, UNC.....	Sr.	1720	235	66	2021	183.7
1971	Lewis Jolley, UNC.....	Sr.	712	367	376	1455	132.3
1972	Steve Jones, Duke.....	Sr.	1236	18	154	1408	128.0
1973	Troy Slade, Duke.....	Fr.	16	191	1051	1258	114.4
1974	James Betterton, UNC.....	Jr.	1082	53	512	1647	149.7
1975	John Zeglinski, WF.....	So.	591	354	785	1730	157.3
1976	Mike Voight, UNC.....	Sr.	1407	32	0	1439	130.8
1977	Ted Brown, NCS.....	Jr.	1251	164	0	1415	128.6
1978	Ted Brown, NCS.....	Sr.	1350	197	35	1582	143.8
1979	Charlie Wysocki, Md.....	So.	1140	26	96	1262	140.2
1980	Charlie Wysocki, Md.....	Jr.	1359	24	0	1383	125.7
1981	Robert Lavette, GT.....	Fr.	866	307	389	1562	142.0
1982	Robert Lavette, GT.....	So.	1208	286	76	1570	142.7
1983	Mike Grayson, Duke.....	Sr.	785	582	132	1499	136.3
1984	Ethan Horton, UNC.....	Sr.	1247	254	0	1501	136.4
1985	Barry Word, UVa.....	Sr.	1224	76	76	1376	137.6
1986	Derrick Fenner, UNC.....	So.	1250	122	0	1372	137.2
1987	Randy Marriott, UNC.....	Jr.	12	634	607	1253	113.9
1988	Roger Boone, Duke.....	Jr.	836	630	0	1466	133.3
1989	Jerry Mays, GT.....	Sr.	1349	275	0	1624	147.6
1990	Anthony Williams, WF.....	Jr.	866	0	740	1606	146.0
1991	Natrone Means, UNC.....	Jr.	1030	178	0	1208	120.8
1992	Terry Kirby, UVa.....	Sr.	1130	241	1	1372	171.5
1993	John Leach, WF.....	Sr.	1089	340	262	1691	153.7
1994	Robert Baldwin, Duke.....	Sr.	1187	258	0	1445	131.4
1995	Tiki Barber, UVa.....	Jr.	1397	216	293	1906	158.8
1996	Tiki Barber, UVa.....	Sr.	1360	258	241	1859	169.0
1997	Tony Horne, Clem.....	Sr.	7	897	789	1693	153.9
1998	Torry Holt, NCS.....	Sr.	102	1604	273	1979	179.9
1999	Thomas Jones, UVa (3).....	Sr.	1798	239	17	2054	186.7
2000	Koren Robinson, NCS (10) ..	So.	95	1061	724	1880	170.9
2001	Chris Douglas, Duke (7) ..	So.	841	233	775	1849	168.1
2002	Derrick Hamilton, Clem. (20)	So.	208	602	1073	1883	144.8
2003	Derrick Hamilton, Clem.(23).	Jr.	111	1026	598	1735	133.5
2004	Alvin Pearman, UVa (11).....	Sr.	1037	402	499	1938	161.5
2005	Chris Barclay, WF (15).....	Sr.	1127	159	222	1508	150.8
2006	Brandon Ore, VT.....	So.	1137	214	0	1351	112.6
2007	Brandon Tate, UNC.....	Jr.	131	479	1155	1765	147.1
2008	C. J. Spiller, Clem (4).....	Jr.	629	436	705	1770	147.5
2009	C.J. Spiller, Clem (4).....	Sr.	1212	503	965	2680	191.4
2010	Torrey Smith, Md.....	Jr.	7	1055	585	1647	126.7
2011	Sammy Watkins, CL (4).....	Fr.	231	1219	838	2288	176.0
2012	Giovani Bernard, UNC (4).....	So.	1228	490	263	1981	198.1
2013	Andre Williams, BC (7).....	Sr.	2177	0	0	2177	167.5
2014	Duke Johnson, UM (7).....	Jr.	1652	421	0	2073	159.5

## All-Purpose, Top Performances

Pl.	Yds	Player, School.....	Opponent....	Year
1.	411	John Leach, WF vs. ....	Maryland ...	1993
2.	397	Brandon Tate, UNC.....	McNeese St. ...	2008
3.	372	Peter Warrick, FSU .....	NCState ...	1997
4.	368	Duke Johnson, UM.....	Virginia ...	2012
5.	345	Sammy Watkins, CL .....	Maryland ...	2011
6.	339	Derrick Fenner, UNC.....	Virginia ...	1986
	339	Andre Williams, BC.....	NC State ...	2013
8.	336	T.J. Graham, NCS.....	Cincinnati ...	2011
9.	331	Thomas Jones, UVa.....	Buffalo ...	1999
	325	Duke Johnson, UM.....	Georgia Tech ...	2013
11.	316	Chris Barclay, WF .....	Maryland ...	2003
12.	312	Don McCauley, UNC .....	Wake Forest ...	1969
	312	Roddy Jones, GT .....	Georgia ...	2008
	312	C.J. Spiller, CL.....	Florida State ...	2009
15.	311	Tiki Barber, UVa .....	Florida State ...	1995
	311	Randy Cuthbert, Duke .....	Georgia Tech ...	1989
17.	310	Bruce Perry, Md.....	Wake Forest ...	2001
	310	Dez White, GT .....	Virginia ...	1998
	310	C. J. Spiller, CL.....	Miami ...	2009
20.	307	P.J. Daniels, GT.....	Tulsa ...	2003
21.	306	LaMont Jordan, Md. ....	Virginia ...	1999
22.	304	Chris Douglas, Duke .....	Florida State ...	2001
	304	Giovani Bernard, UNC .....	NC State ...	2012
24.	301	C. J. Spiller, CL.....	GT (ACC Champ) .....	2009
25.	296	Kennard Martin, UNC .....	Duke ..	1988
26.	295	Roger Boone, Duke.....	North Carolina ...	1988
	295	Andre Williams, BC.....	New Mexico St. ...	2013
28.	294	Mike Imoh, VT.....	North Carolina ...	2004
	294	Todd Dixon, WF .....	NC State ...	1993
	291	Giovani Bernard, UNC .....	Virginia Tech ...	2012
31.	287	Micah Andrews, WF .....	Vanderbilt ...	2005
	287	Jheranie Boyd, UNC.....	LSU ...	2010
33.	286	Amos Lawrence, UNC .....	Virginia ...	1979
	286	Duke Johnson, UM.....	Virginia Tech ...	2014
35.	284	Sammy Watkins, CL .....	Georgia Tech ...	2011
	284	Tobias Palmer, NCS .....	Vanderbilt ...	2012

### 250 YARD ALL-PURPOSE GAMES

1.	Frank Quayle, Virginia (1966-68).....	5
2.	Torrey Smith, Maryland (2008-10).....	4
	Andre Williams, Boston College (2010-13).....	4
	Duke Johnson, Miami (2012-**).....	4
5.	C.J. Spiller, Clemson (2006-09).....	*3
6.	Jamison Crowder, Duke (2011-**).....	2
	Tiki Barber, Virginia (1993-96).....	2
	Chris Barclay, Wake Forest (2002-05) .....	2
	Amos Lawrence, North Carolina (1977-80).....	2
	Don McCauley, North Carolina (1968-70).....	2
	Scottie Montgomery, Duke (1996-99).....	2
	Alvin Pearman, Virginia (2001-04) .....	2
	Brandon Tate, North Carolina (2005-08).....	2

\*All of Spiller's were 300+ yard games, an ACC record

### All-Purpose Yardage Leaders by School

School .....	Last Champion ..	Total
North Carolina.....	Giovani Bernard, 2012.....	13
Virginia .....	Alvin Pearman, 2004.....	11
Duke.....	Chris Douglas, 2001.....	10
Clemson.....	Sammy Watkins, 2011.....	6
Wake Forest.....	Chris Barclay, 2005.....	6
Maryland .....	Torrey Smith, 2010.....	5
NC State .....	Koren Robinson, 2000.....	4
Georgia Tech .....	Jerry Mays, 1989.....	3
Virginia Tech.....	Branden Ore, 2006.....	1
South Carolina .....	Billy Gambrell, 1962.....	1
Boston College .....	Andre Williams, 2013.....	1
Miami.....	Duke Johnson, 2014.....	1



## Scoring Records

### MOST POINTS SCORED

**Game:** 36 by Kelvin Bryant, North Carolina vs. East Carolina, Sept. 12, 1981 (6 TDs runs of 1, 45, 4, 7, 32, 4 yards)

**Season:** 157 by Roberto Aguayo, Florida State, 2013 (94 of 94 PATs, 21 of 22 FGs).

**Career:** \*466 by Dustin Hopkins, Florida State 2009-12 (202-of-207 PATs, 88-of-112 FGs)  
\*NCAA record for Points By Kicking

### GAME SCORING BY CLASS

**Freshman:** 26 by Leon Johnson, North Carolina vs. Duke, Nov. 26, 1993

**Sophomore:** 30 by Stan Fritts, NC State vs. Wake Forest, 1972; 30 by Montel Harris, Boston College vs. NC State, 2009

**Junior:** 36 by Kelvin Bryant, North Carolina vs. East Carolina, Sept. 12, 1981

**Senior:** 30 by Don McCauley, North Carolina vs. Duke, 1970

### SEASON SCORING BY CLASS

**Freshman:** 157 by Roberto Aguayo, Florida State, 2013 (94 of 94 PATs, 21 of 22 FGs).

**Sophomore:** 156 by James Conner, Pitt, 2014 (26 TDs)

**Junior:** 116 by Sebastian Janikowski, Florida State, 1999 (23 FGs, 45 PATs)

**Senior:** 128 by C.J. Spiller, Clemson, 2009 (12 rush TD, 4 TD reception, 1 punt return TD, 4 kick return TD; 1 two-point conversion)

### MOST TOUCHDOWNS SCORED

**Game:** 6 by Kelvin Bryant, North Carolina vs. East Carolina, Sept. 12, 1981 (6 TD run)

**Season:** 26 by James Conner, Pitt, 2014 (all by run)

**Career:** 52 by Wali Lundy, Virginia, 2002-05 (43 TD run, 9 TD rec.)

### MOST GAMES

#### SCORING A TOUCHDOWN

**Career:** 34 by C.J. Spiller, Clemson (2006-09)

### MOST TOUCHDOWNS SCORED IN CONSECUTIVE GAMES

**Two Games:** 11 by Kelvin Bryant, North Carolina, 1981 (6 vs. East Carolina, Sept. 12; 5 vs. Miami of Ohio, Sept. 19)

**Three Games:** 15 by Kelvin Bryant, North Carolina, 1981 (6 vs. E. Carolina, Sept. 12; 5 vs. Miami of Ohio, Sept. 19; 4 vs. Boston College, Sept. 26)

### MOST EXTRA POINTS MADE BY KICKING

**Game:** 11 by Scott Bentley, Florida State vs. NC State, Sept. 16, 1995 (attempted 11)

**Season:** 94 by Roberto Aguayo, Florida State, 2013 (attempted 94)

**Career:** 200 by Scott Bentley, Florida State, 1993-96 (attempted 213)

### MOST EXTRA POINTS ATTEMPTED

**Game:** 11 by Scott Bentley, Florida State vs. NC State, Sept. 16, 1995 (made 11); 11 by Robert Aguayo, Florida State vs. Idaho, Nov. 23, 2013 (made 11)

**Season:** 94 by Roberto Aguayo Florida State, 2014 (made 94)

**Career:** 213 by Scott Bentley, Florida State, 1993-96 (made 200)

### CONSECUTIVE EXTRA POINTS MADE

**Season:** 94 by Roberto Aguayo, Florida State, 2013

**Season by a Freshman:** 94 by Roberto Aguayo, Florida State, 2014 (made 94 of 94 PATs as a freshman)

**Career:** 160 by Luke Manget, Georgia Tech 1999-02 (made 160 of 160)

### HIGHEST PERCENTAGE OF EXTRA POINTS MADE WITH MOST ATTEMPTS

**Season:** 1.000 by Roberto Aguayo, Florida State, 2013 (made 94 of 94 PATs)

**Season by Freshman:** 1.000 by Roberto Aguayo, Florida State, 2013 (made 94 of 94 PATs as a freshman)

**Career:** 1.000 by Luke Manget, Georgia Tech, 1999-2002 (160 of 160); by Travis Bell, Georgia Tech, 2004-07 (134 of 134).

### MOST FIELD GOALS MADE

**Game:** 6 by Vince Fusco, Duke vs. Clemson, Oct. 16, 1976 (att. 7); Josh McGee, North Carolina vs. Duke, Nov. 20, 1999 (att. 6); Jad Dean, Clemson vs. Texas A&M, Sept. 3, 2005 (att. 6); Richard Jackson, Clemson vs. Boston College, Sept. 19, 2009 (att. 6);

**Season:** 27 Sebastian Janikowski, Florida State, 1998 (attempted 32); by Gary Cismesia, Florida State, 2007 (attempted 34); by Roberto Aguayo, 2014 (attempted 30).

**Career:** #88 by Dustin Hopkins, Florida State, 2009-12 (attempts 112)

# NCAA record

### MOST FIELD GOALS ATTEMPTED

**Game:** 7 by Luke Manget, Georgia Tech vs. NC State, Oct. 20, 2001, (made 2); Vince Fusco, Duke vs. Clemson, Oct. 16, 1976 (made 6)

**Season:** 32 by Nick Novak, Maryland, 2003 (made 24); Sebastian Janikowski, Florida State, 1998 (made 27)

**Career:** 112 by Dustin Hopkins, Florida State, 2009-12 (made 88).

### HIGHEST PERCENTAGE OF FIELD GOALS MADE

**Season (Minimum 10):** 1.000 By Nate Freese, Boston College, 2013 (20 of 20); by Marc Primanti, NC State, 1996 (20-of-20)

**Season (Minimum 15):** 1.000 1.000 By Nate Freese, Boston College, 2013 (20 of 20); by Marc Primanti, NC State, 1996 (20-of-20)

**Career (Minimum 30):** .912 by Marc Primanti, NC

State, 1995-96 (31-of-34)

**Career (Minimum 45):** .864 by Nate Freese, Boston College, 2010-13 (70-of-81)

### CONSECUTIVE FIELD GOALS MADE

**Season & Career:** 27 by Marc Primanti, NC State, 1995-96 (last seven of 1995, 20-of-20 in 1996)

### MOST CONSECUTIVE GAMES WITH FIELD GOALS MADE

**Career:** 18 by Nick Novak, Maryland, 2002 and 2003 seasons; by Brooks Barwick, North Carolina, 1981, 1982 and 1983 seasons.

### LONGEST FIELD GOAL MADE

**Yards:** 61 by Spencer Benton, Clemson vs. Ball State, Sept. 8, 2012; 60 yards by Gary Cismesia, Florida State vs. Florida, Nov. 24, 2007; 57 yards by Vince Fusco, Duke vs. Clemson, Oct. 16, 1976; Obed Ariri, Clemson vs. Wake Forest, Oct. 29, 1977; Chris Gardocki, Clemson vs. Appalachian State, Sept. 22, 1990

### 50-YARD FIELD GOALS

**Game:** 3 by Dan Orner, North Carolina vs. Syracuse, Sept. 7, 2002 (52, 51, 55 yards) and Sam Swank, Wake Forest vs. NC State, Oct. 14, 2006 (53, 53, 51 yards)

**Season:** 5 by Sam Swank, Wake Forest, 2006; Graham Gano, Florida State, 2008

**Career:** 9 by Sam Swank, Wake Forest, 2005-08

### DEFENSIVE EXTRA POINTS SCORED

**Game:** 1 by Ken Swilling, Georgia Tech vs. Duke, Oct. 28, 1989 (returned intercepted pass 99 yards); Joe Crocker, Virginia vs. NC State, Nov. 25, 1994 (intercepted pass five yards deep in end zone); Lamar Grant, Duke vs. Maryland, Oct. 26, 1996 (returned intercepted pass 100 yards); Brandon Flowers, Virginia Tech vs. Boston College, Dec. 1, 2007 (returned blocked PAT 76 yards); Nigel Bradham, Florida State vs. Virginia Tech, Dec. 4, 2010 (returned blocked PAT); Kyler Brown, Duke vs. FIU, Sept. 1, 2012 (98-yard pass interception return).

**Season:** 1 by Ken Swilling, Georgia Tech, 1989; Joe Crocker, Virginia, 1994; Lamar Grant, Duke, 1996; Brandon Flowers, Virginia Tech, 2007; Nigel Bradham, Florida State, 2010; Kyler Brown, Duke (2012).

### LONGEST RETURN OF A DEFENSIVE EXTRA POINT

Joe Crocker, Virginia vs. NC State, Nov. 25, 1994 (Crocker intercepted pass five yards deep in end zone; Lamar Grant 100 yard return); 100 yards by Lamar Grant, Duke vs. Maryland, 1996;



# ACC FOOTBALL INDIVIDUAL RECORDS, SCORING

## Scoring, Career Lists

### Scoring

Rnk	Player, School	Years	TDs	2-Pt PAT	1-Pt PAT	FGs	Pts.
1.	Dustin Hopkins, Florida State	2009-12	0	0	202	88	466
2.	Chandler Catanzaro, Clemson	2010-13	0	0	203	67	404
3.	Nick Novak, Maryland	2001-04	0	0	153	80	393
4.	Xavier Beitia, Florida State	2001-04	0	0	174	67	375
5.	Casey Barth, North Carolina	2008-12	0	0	160	66	358
6.	Sam Swank, Wake Forest	2005-08	0	0	124	71	337
7.	Connor Hughes, Virginia	2002-05	0	0	134	66	332
	Niklas Sade, NC State	2011-14	0	0	167	55	332
9.	Scott Bentley, Florida State	1993-96	0	0	200	42	326
10.	Sebastian Janikowski, Florida State	1997-99	0	0	125	66	323
11.	Luke Manget, Georgia Tech	1999-02	0	0	160	54	322
12.	Travis Bell, Georgia Tech	2004-07	0	0	134	60	321
13.	Nate Freese, Boston College	2010-13	0	0	117	70	317
14.	Aaron Hunt, Clemson	2000-03	0	0	155	53	314
15.	Ted Brown, NC State	1975-78	51	3	0	0	312
	Wali Lundy, Virginia	2002-05	52	0	0	0	312
17.	C.J. Spiller, Clemson	2006-09	51	1	0	0	310
	<b>Ross Martin, Duke</b>	<b>2012-*</b>	<b>0</b>	<b>0</b>	<b>154</b>	<b>52</b>	<b>310</b>
19.	Jess Atkinson, Maryland	1981-84	0	0	128	60	308
	Gary Cismesia, Florida State	2004-07	0	0	113	65	308
21.	Leon Johnson, North Carolina	1993-96	50	3	0	0	306
	Brandon Pace, Virginia Tech	2004-06	0	0	136	58	306
23.	Scott Sisson, Georgia Tech	1989-92	0	0	119	60	299
24.	Warrick Dunn, Florida State	1993-96	49	0	0	0	294
	Travis Zachery, Clemson	1998-01	49	0	0	0	294
	James Davis, Clemson	2005-08	49	0	0	0	294
27.	<b>Roberto Aguayo, Florida State</b>	<b>2013-*</b>	<b>0</b>	<b>0</b>	<b>149</b>	<b>48</b>	<b>293</b>
28.	Nelson Welch, Clemson	1991-94	0	0	82	70	292
29.	Steve Aponavicius, Boston College	2006-09	0	0	149	47	290
30.	Rick Badanjek, Maryland	1982-85	46	5	0	0	286

### Career Field Goal Percentage (Minimum 30 attempts)

Pl.	Player, School	Years	FG Pct.	FGM	FGA
1.	Marc Primanti, NC State	1995-96	.939	31	33
2.	Nate Freese, Boston College	2010-13	.864	70	81
3.	Brandon Pace, Virginia Tech	2004-06	.853	58	68
4.	Jake McInerney, Virginia	1989-90	.838	31	37
5.	Connor Hughes, Virginia	2002-05	.835	66	79
6.	Bob Paulling, Clemson	1979-83	.8293	34	41
7.	Chandler Catanzaro, Clemson	2010-13	.817	67	82
8.	Josh Czajkowski, NC State	2007-10	.807	46	57
9.	Nathan Ritter, NC State	1978-80	.805	33	41
10.	Casey Barth, North Carolina	2008-12	.8049	66	82
11.	Brooks Barwick, North Carolina	1981-83	.804	37	46
12.	Sebastian Janikowski, Florida State	1997-99	.795	66	83
13.	Steve Videtich, NC State	1991-94	.792	42	53
14.	Adam Kiker, NC State	2000-03	.789	30	38
15.	Dustin Hopkins, Florida State	2009-12	.786	88	112
16.	Joe O'Donnell, Maryland	1994-96	.778	28	36
17.	Kenny Stadlin, Virginia	1983-85	.771	37	48
18.	Jimmy Newman, Wake Forest	2009-12	.770	40	52
19.	Robert Randolph, Virginia	2008-11	.767	46	60
20.	Sam Swank, Wake Forest	2005-08	.7634	71	93
21.	Rafael Garcia, Virginia	1993-96	.7631	58	76
22.	Connor Barth, North Carolina	2004-07	.761	54	71
23.	Cody Journell, Virginia Tech	2010-13	.759	44	58
24.	Brad Craddock, Maryland	2012-13	.756	31	41
25.	Will Snyderwine, Duke	2009-11	.754	46	61
26.	Jad Dean, Clemson	2004-06	.750	51	68
27.	Aaron Hunt, Clemson	2000-03	.750	45	60
28.	Nick Novak, Maryland	2001-04	.748	80	107
29.	Gary Cismesia, Florida State	2004-07	.747	65	87
30.	Donald Igwebuike, Clemson	1981-84	.743	29	39

### TOUCHDOWNS SCORED

1.	Wali Lundy, Virginia (2002-05)	52
2.	Ted Brown, NC State (1975-78)	51
	C.J. Spiller, Clemson (2006-09)	51
4.	Leon Johnson, North Carolina (1993-96)	50
5.	Warrick Dunn, Florida State (1993-96)	49
	Travis Zachery, Clemson (1998-01)	49
	James Davis, Clemson (2005-08)	49
8.	Rick Badanjek, Maryland (1982-85)	46
	Robert Lavette, Georgia Tech (1981-84)	46
10.	Stan Fritts, NC State (1972-74)	42
	Mike Voight, North Carolina (1973-76)	42
12.	Chris Barclay, Wake Forest (2002-05)	40
	Thomas Jones, Virginia (1996-99)	40
14.	Clarkston Hines, Duke (1986-89)	38
	Kelvin Bryant, North Carolina (1979-82)	38
	Tevin Washington, Georgia Tech (2009-12)	38
17.	LaMont Jordan, Maryland (1997-00)	37
	Peter Warrick, Florida State (1996-99)	37

### KICK SCORING

1.	Dustin Hopkins, Florida State (2009-12)	466
2.	Chandler Catanzaro, Clemson (2010-13)	404
3.	Nick Novak, Maryland (2001-04)	393
4.	Xavier Beitia, Florida State (2001-04)	375
5.	Casey Barth, North Carolina (2008-12)	358
6.	Sam Swank, Wake Forest (2005-08)	337
7.	Connor Hughes, Virginia (2002-05)	332
	Niklas Sade, NC State (2011-14)	332
9.	Scott Bentley, Florida State (1993-96)	326
10.	Sebastian Janikowski, FSU (1997-99)	324
	Nate Freese, Boston College (2010-13)	324
12.	Luke Manget, Ga. Tech (1999-02)	322
13.	Travis Bell, Ga. Tech (2004-07)	321
14.	Aaron Hunt, Clemson (2000-03)	314
15.	<b>Ross Martin, Duke (2012-*)</b>	<b>310</b>
16.	Jess Atkinson, Maryland (1981-84)	308
	Gary Cismesia, Florida State (2004-07)	308
18.	Brandon Pace, Virginia Tech (2004-06)	306
19.	Scott Sisson, Georgia Tech (1989-92)	299
20.	<b>Roberto Aguayo, Florida State (2013-*)</b>	<b>293</b>
21.	Nelson Welch, Clemson (1991-94)	292
22.	Steve Aponavicius (2006-09)	290
23.	Obed Ariri, Clemson (1977-80)	276
24.	Rafael Garcia, Virginia (1993-96)	272
25.	Josh McGee, North Carolina (1996-99)	271

### FIELD GOALS

1.	Dustin Hopkins, Florida State (2009-12)	88
2.	Nick Novak, Maryland (2001-04)	80
3.	Sam Swank, Wake Forest (2005-08)	71
4.	Nelson Welch, Clemson (1991-94)	70
	Nate Freese, Boston College (2010-13)	70
6.	Xavier Beitia, Florida State (2001-04)	67
	Chandler Catanzaro (2010-13)	67
8.	Connor Hughes, Virginia (2002-05)	66
	Sebastian Janikowski, FSU (1997-99)	66
	Casey Barth, North Carolina (2008-12)	66
11.	Gary Cismesia, FSU (2004-07)	65
12.	Travis Bell, Georgia Tech (2004-07)	61
13.	Obed Ariri, Clemson (1977-80)	60
	Jess Atkinson, Maryland (1981-84)	60
	Scott Sisson, Georgia Tech (1989-92)	60
16.	Rafael Garcia, Virginia (1993-96)	58
	Brandon Pace, Virginia Tech (2004-06)	58

### EXTRA POINTS

1.	Chandler Catanzaro, Clemson (2010-13)	203
2.	Dustin Hopkins, Florida State (2009-12)	202
3.	Scott Bentley, Florida State (1993-96)	200
4.	Xavier Beitia, Florida State (2001-04)	174
5.	Niklas Sade, NC State (2011-14)	167
6.	Luke Manget, Ga. Tech (1999-02)	*160
	Casey Barth, North Carolina (2008-12)	*160
8.	Aaron Hunt, Clemson (2000-03)	155
9.	<b>Ross Martin, Duke (2012-*)</b>	<b>154</b>
10.	Nick Novak, Maryland (2001-04)	153
11.	Steve Aponavicius, BC (2006-09)	149
	<b>Roberto Aguayo, Florida State (2013-*)</b>	<b>*149</b>
13.	Travis Bell, Georgia Tech (2004-07)	*138
14.	Brandon Pace, Virginia Tech (2003-06)	136
15.	Connor Hughes, Virginia (2002-05)	134
16.	Jess Atkinson, Maryland (1981-84)	128
17.	Matt Bosher, Miami (2007-10)	127
18.	Sebastian Janikowski, FSU (1997-99)	126
19.	Sam Swank, Wake Forest (2005-08)	124
20.	Randy Gardner, Duke (1989-92)	122

\* Made all of his PAT attempts



## Scoring, Annual Leaders

### Scoring

Year	Player, School	Cl.	TD	PAT	FG	Pts.
1953	Lloyd Caudle, Duke	Sr.	9	-	-	54
	Bernie Faloney, Md.	Sr.	9	-	-	54
1954	Bob Pascal, Duke	Sr.	9	-	-	54
	Dick Bielski, Md.	Sr.	9	-	-	54
1955	Ed Vereb, Md.	Sr.	16	-	-	96
1956	Billy Barnes, WF	Sr.	7	2	-	44
1957	Dick Christy, NCS	Sr.	13	2	1	83
1958	Wray Carlton, Duke	Sr.	8	8	-	56
1959	Bill Mathis, Clem.	Sr.	11	4	-	70
1960	Bill McGuirt, Clem.	Sr.	9	-	-	54
1961	Ron Scrudato, Clem.	Sr.	8	-	-	48
1962	Three tied with	-	8	2	-	50
1963	Jay Wilkinson, Duke	Sr.	12	-	-	72
1964	Brian Piccolo, WF	Sr.	17	9	-	111
1965	Danny Talbott, UNC	Jr.	7	13	5	70
1966	Frank Quayle, UVA	So.	11	-	-	66
1967	Gerald Warren, NCS	Jr.	-	19	17	70
1968	Frank Quayle, UVA	Sr.	14	-	-	84
1969	Ray Yauger, Clem.	Jr.	11	2	-	68
1970	Don McCauley, UNC	Sr.	21	-	-	126
1971	Larry Russell, WF	Sr.	15	4	-	94
1972	Stan Fritts, NCS	So.	17	4	-	106
1973	Louis Carter, Md.	Jr.	14	-	-	84
1974	Roland Hooks, NCS	Sr.	13	4	-	82
1975	Ted Brown, NCS	Fr.	13	6	-	84
1976	Mike Voight, UNC	Sr.	18	2	-	110
1977	Ted Brown, NCS	Jr.	14	-	-	84
1978	Lester Brown, Clem.	Jr.	17	-	-	102
1979	Scott Smith, NCS	Sr.	13	-	-	78
	James McDougald, WF	Sr.	13	-	-	78

### Starting with the 1980 season, ranked on per game average

Year	Player, School	Cl.	TD	PAT	FG	Pts	PG
1980	Amos Lawrence, UNC	Sr.	15	--	--	90	8.2
1981	Kelvin Bryant, UNC	So.	18	--	--	108	13.5
1982	Robert Lavette, GT	So.	19	--	--	114	10.4
1983	Bob Paulling, Clem.	Sr.	--	36	18	90	8.2
1984	Rick Badanjek, Md.	Jr.	16	6	--	102	9.3
1985	Kenny Flowers, Clem.	Jr.	13	--	--	78	7.1
1986	Terrence Flagler, Clem.	Sr.	13	--	--	78	7.8
1987	David Treadwell, Clem.	Sr.	--	28	18	82	8.2
1988	Dan Plocki, Md.	Sr.	--	27	17	78	7.1
1989	Clarkston Hines, Duke	Sr.	17	1	--	104	9.5
1990	Jake McInerney, UVA	Sr.	--	49	15	94	8.5
1991	Nelson Welch, Clem.	Fr.	--	30	17	81	7.4
1992	Nelson Welch, Clem.	So.	--	23	22	89	8.1
1993	Leon Johnson, UNC	Fr.	16	2	--	100	8.3
1994	Rafael Garcia, UVA	So.	--	34	17	85	7.7
1995	Warrick Dunn, FSU	Jr.	16	--	--	96	8.7
1996	Scott Bentley, FSU	Sr.	--	52	16	100	9.1
1997	Torry Holt, NCS	Jr.	16	1	--	98	8.9
1998	Sebastian Janikowski, FSU	So.	--	42	27	123	10.3
1999	Sebastian Janikowski, FSU (3)	Jr.	--	47	23	116	10.6
2000	Travis Zachery, Clem. (14)	Jr.	17	4	--	102	9.3
2001	Nick Novak, Md.	Fr.	--	41	16	89	8.1
2002	Nick Novak, Md. (16)	So.	--	53	24	125	8.9
2003	Nick Novak, Md. (23)	Jr.	--	38	24	110	8.5
2004	Wali Lundy, UVA (18)	Jr.	17	--	--	102	8.5
2005	Jad Dean, Clem. (19)	Jr.	--	34	24	106	8.8
2006	Brandon Ore, VT (11)	So.	17	0	0	102	8.5
2007	Mark Buchholz, Clem. (18)	Jr.	--	48	22	114	8.8
2008	Graham Gano, FSU (4)	Sr.	--	33	24	105	9.5
2009	Ryan Williams, VT (4)	Fr.	22	---	---	132	10.2
2010	Keith Payne, UVA (21)	Sr.	16	---	---	96	8.7
2011	Dustin Hopkins, FSU (25)	Jr.	---	44	22	110	8.5
2012	Giovani Bernard, UNC (5)	So.	19	---	---	114	11.4
2013	Roberto Aguayo, FSU (3)	Fr.	---	94	21	157	11.2
2014	James Conner, Pitt (4)	So.	26	---	---	156	12.0

### Kick Scoring

Year	Player, School	Cl.	PATs	FGs	Pts.
1953	Ralph Felton, Md.	Sr.	17-23	0-0	17
1954	Dick Bielski, Md.	Sr.	15-19	1-4	18
1955	Jim Nelson, Duke	Sr.	21-25	0-1	21
1956	Charlie Bussey, Clem.	Sr.	15-21	0-0	15
1957	Phil Blazer, UNC	Jr.	13-15	0-0	13
1958	Neil MacLean, WF	Jr.	11-13	1-2	14
1959	Vincent Scott, Md.	Jr.	11-15	3-11	20
1960	Lon Armstrong, Clem.	Jr.	24-27	3-6	33
1961	John Hannigan, Md.	Jr.	17-17	5-6	32
1962	Bill Reynolds, Duke	Sr.	18-23	7-11	39
1963	Frank Pierce, Clem.	So.	21-22	4-7	33
1964	Bernardo Bramson, Md.	So.	17-18	9-18	44
1965	Bernardo Bramson, Md.	Jr.	15-15	7-13	36
1966	Harold Deters, NCS	Sr.	19-19	10-22	49
1967	Gerald Warren, NCS	Jr.	19-19	17-22	70
1968	Gerald Warren, NCS	Sr.	22-23	9-16	49
1969	Billy DuPre, USC	Sr.	21-21	9-18	48
1970	Ken Craven, UNC	Jr.	41-42	7-17	62
1971	Ken Craven, UNC	Sr.	30-32	11-16	63
1972	Ellis Alexander, UNC	So.	35-38	7-14	56
1973	Steve Mike-Mayer, Md.	Jr.	33-38	12-24	69
1974	Steve Mike-Mayer, Md.	Sr.	34-36	15-25	79
1975	Mike Sochko, Md.	So.	31-34	12-21	67
1976	Tom Biddle, UNC	Jr.	23-25	13-18	62
1977	Tom Biddle, UNC	Sr.	21-24	15-24	66
1978	Obed Ariri, Clem.	So.	42-44	13-24	81
1979	Dale Castro, Md.	Jr.	19-22	17-21	70
1980	Obed Ariri, Clem.	Sr.	18-18	23-30	87
1981	Jess Atkinson, Md.	Fr.	24-26	12-21	60
1982	Brooks Barwick, UNC	Jr.	37-37	20-23	97
1983	Bob Paulling, Clem.	Sr.	36-37	18-20	90
1984	Donald Igwebuie, Clem.	Sr.	41-41	16-17	89
1985	Kenny Stadlin, UVA	Sr.	28-29	16-19	76
1986	Mike Cofer, NCS	Sr.	33-35	13-17	72
1987	David Treadwell, Clem.	Sr.	28-29	18-21	82
1988	Dan Plocki, Md.	Sr.	27-27	17-22	78
1989	Chris Gardocki, Clem.	So.	38-38	20-25	98
1990	Jake McInerney, UVA	Sr.	49-50	15-17	94
1991	Nelson Welch, Clem.	Fr.	30-34	17-26	81
1992	Nelson Welch, Clem.	So.	23-25	22-28	89
1993	Scott Bentley, FSU	Fr.	56-64	13-20	95
1994	Rafael Garcia, UVA	So.	34-34	17-22	85
1995	Scott Bentley, FSU	Jr.	67-69	9-16	94
1996	Scott Bentley, FSU	Sr.	52-53	16-18	100
1997	Sebastian Janikowski, FSU	Fr.	37-39	16-21	85
1998	Sebastian Janikowski, FSU	So.	42-43	27-32	123
1999	Sebastian Janikowski, FSU	Jr.	47-47	23-30	116
2000	Luke Manget, GT	So.	38-38	12-16	74
2001	Nick Novak, Md.	Fr.	41-42	16-25	89
2002	Nick Novak, Md.	So.	53-54	24-28	125
2003	Nick Novak, Md.	Jr.	38-42	24-32	110
2004	Brandon Pace, VT	So.	43-44	21-27	106
2005	Jad Dean, Clem.	Jr.	34-35	24-31	106
2006	Sam Swank, WF	So.	33-33	23-31	102
2007	Mark Buchholz, Clem.	Jr.	48-48	22-36	114
2008	Graham Gano, FSU	Sr.	33-34	24-26	105
2009	Matt Waldron, VT	Sr.	48-48	20-23	108
2010	Dustin Hopkins, FSU	So.	53-53	22-28	119
2011	Chandler Catanzaro, CL	So.	52-53	22-27	118
2012	Dustin Hopkins, Florida State	Sr.	65-66	25-30	140
2013	Roberto Aguayo, Florida State	Fr.	94-94	21-22	157
2014	Roberto Aguayo, Florida State	So.	55-55	27-30	136

### Scoring Leaders by School

School	Last Champion	Total
Clemson	Mark Buchholz, 2007	14
Maryland	Nick Novak, 2003	9
NC State	Torry Holt, 1997	8
Florida State	Roberto Aguayo, 2013	7
North Carolina	Giovani Bernard, 2012	7
Duke	Clarkston Hines, 1989	6
Virginia	Keith Payne, 2010	6
Wake Forest	James McDougald, 1979	4
South Carolina	Dan Reeves, 1962	2
Virginia Tech	Ryan Williams, 2009	2
Georgia Tech	Robert Lavette, 1982	1
Pitt	James Conner, 2014	1

### Kick Scoring Leaders by School

School	Last Champion	Total
Maryland	Nick Novak, 2003	15
Clemson	Chandler Catanzaro, 2011	14
Florida State	Roberto Aguayo, 2014	11
North Carolina	Brooks Barwick, 1982	7
NC State	Mike Cofer, 1986	4
Virginia	Rafael Garcia, 1994	3
Duke	Bill Reynolds, 1962	2
Virginia Tech	Matt Waldron, 2009	2
Wake Forest	Sam Swank, 2006	2
Georgia Tech	Luke Manget, 2000	1
South Carolina	Billy DuPre, 1969	1



# ACC FOOTBALL INDIVIDUAL RECORDS, SCORING

## Scoring, Single-Season

### POINTS PER GAME

Pl.	Player, School	Cl.	Year	G	TDs	Pts	PG
1.	Kelvin Bryant, UNC	So.	1981	8	18	108	13.50
2.	<b>James Conner, UP</b>	<b>So.</b>	<b>2014</b>	<b>13</b>	<b>26</b>	<b>156</b>	<b>12.00</b>
3.	Don McCauley, UNC	Sr.	1970	11	21	126	11.45
4.	Brian Piccolo, WF*	Sr.	1964	10	17	111	11.10
5.	<b>Roberto Aguayo, FSU</b>	<b>Fr.</b>	<b>2013</b>	<b>14</b>	<b>0</b>	<b>157</b>	<b>11.21</b>
6.	Sebastian Janikowski, FSU	Jr.	1999	11	0	116	10.55
7.	Giovani Bernard, UNC	So.	2012	10	19	114	11.40
8.	Robert Lavette, GT	So.	1982	11	19	114	10.36
9.	Sebastian Janikowski, FSU	So.	1998	12	0	123	10.25
10.	Ryan Williams, VT	Fr.	2009	13	22	132	10.15

### SCORING

Pl.	Player, School	Cl.	Year	G	TD	PAT	FG	Pts
1.	<b>Roberto Aguayo, FSU</b>	<b>Fr.</b>	<b>2013</b>	<b>14</b>	<b>0</b>	<b>94</b>	<b>21</b>	<b>157</b>
2.	<b>James Conner, UP</b>	<b>So.</b>	<b>2014</b>	<b>13</b>	<b>26</b>	<b>0</b>	<b>0</b>	<b>156</b>
3.	Dustin Hopkins, FSU	Sr.	2012	14	0	65	25	140
4.	<b>Roberto Aguayo, FSU</b>	<b>So.</b>	<b>2014</b>	<b>14</b>	<b>0</b>	<b>55</b>	<b>27</b>	<b>136</b>
5.	Ryan Williams, VT	Fr.	2009	13	22	0	0	132
6.	C. J. Spiller, Clem	Sr.	2009	14	21	2	0	128
7.	Don McCauley, UNC	Sr.	1970	11	21	0	0	126
8.	Nick Novak, Md.	So.	2002	14	0	53	24	125
9.	Sebastian Janikowski, FSU	So.	1998	12	0	42	27	123
10.	Tevin Washington, GT	Sr.	2012	14	20	0	0	120

### TOUCHDOWNS

Pl.	Player, School	Cl.	Year	G	TdR	TDp	TDr	TD
1.	<b>James Conner, UP</b>	<b>So.</b>	<b>2014</b>	<b>13</b>	<b>26</b>	<b>0</b>	<b>0</b>	<b>26</b>
2.	Ryan Williams, VT	Fr.	2009	13	21	1	0	22
3.	Don McCauley, UNC	Sr.	1970	11	19	2	0	21
	C. J. Spiller, Clem	Sr.	2009	14	12	4	5	21
5.	Tevin Washington, GT	Sr.	2012	14	20	0	0	20
6.	Robert Lavette, GT	So.	1982	11	19	0	0	19
	Giovani Bernard, UNC	So.	2012	12	12	5	2	19
8.	Mike Voight, UNC	Sr.	1976	11	18	0	0	18
	Kelvin Bryant, UNC	So.	1981	8	17	1	0	18
	T.A. McLendon, NCS	Fr.	2002	13	18	0	0	18
	Joshua Nesbitt, GT	Jr.	2009	14	18	0	0	18
	Andre Williams, BC	Sr.	2013	13	18	0	0	18

### KICK SCORING

Pl.	Player, School	Cl.	Year	G	FG	PAT	Pts
1.	<b>Roberto Aguayo, FSU</b>	<b>Fr.</b>	<b>2013</b>	<b>14</b>	<b>21-22</b>	<b>94-94</b>	<b>157</b>
2.	Dustin Hopkins, FSU	Sr.	2012	14	25-30	65-66	140
3.	<b>Roberto Aguayo, FSU</b>	<b>So.</b>	<b>2014</b>	<b>14</b>	<b>27-30</b>	<b>55-55</b>	<b>136</b>
4.	Nick Novak, Md.	So.	2002	14	24-28	53-54	125
5.	Sebastian Janikowski, FSU	So.	1998	12	27-32	42-43	123
6.	Dustin Hopkins, FSU	So.	2010	14	22-28	53-53	119
7.	Chandler Catanzaro	So.	2011	14	22-27	52-53	118
8.	Sebastian Janikowski, FSU	Jr.	1999	11	23-30	47-47	116
	Chris Hazley, VT	Sr.	2010	14	22-23	53-56	116
10.	Mark Buchholz, Clem.	Jr.	2007	13	22-36	48-48	114

### EXTRA POINTS

Pl.	Player, School	Cl.	Year	G	Att	Pct	PAT
1.	<b>Robert Aguayo, FSU</b>	<b>Fr.</b>	<b>2013</b>	<b>14</b>	<b>94</b>	<b>1.000</b>	<b>94</b>
2.	Scott Bentley, FSU	Jr.	1995	11	69	.971	67
3.	Dustin Hopkins, FSU	Sr.	2012	14	66	.985	65
	Harrison Butker, GT	So.	2014	14	66	.985	65
5.	<b>Ross Martin, Duke</b>	<b>So.</b>	<b>2013</b>	<b>14</b>	<b>58</b>	<b>1.000</b>	<b>58</b>
6.	Chandler Catanzaro, Clem.	Jr.	2012	13	59	.966	57
7.	Justin Moore, GT	So.	2011	13	56	1.000	56
	Scott Bentley, FSU	Fr.	1993	12	64	.875	56
	Adam Kiker, NCS	Sr.	2003	13	59	.949	56
10.	<b>Roberto Aguayo, FSU</b>	<b>So.</b>	<b>2014</b>	<b>14</b>	<b>55</b>	<b>1.000</b>	<b>55</b>

## FIELD GOALS

Pl.	Player, School	Cl.	Year	G	Att	Pct	FGs
1.	Sebastian Janikowski, FSU*	So.	1998	12	32	.844	27
	Gary Cismesia, FSU	Sr.	2007	13	34	.794	27
	<b>Roberto Aguayo, FSU</b>	<b>So.</b>	<b>2014</b>	<b>14</b>	<b>30</b>	<b>.900</b>	<b>27</b>
4.	Dustin Hopkins, FSU	Sr.	2012	14	30	.833	25
5.	Jad Dean, Clem.	Jr.	2005	12	31	.774	24
	Nick Novak, Md.	So.	2002	14	28	.857	24
	Nick Novak, Md.	Jr.	2003	13	32	.750	24
	Graham Gano, FSU	Sr.	2008	11	26	.923	24
9.	Sam Swank, WF	So.	2006	14	31	.741	23
	Sebastian Janikowski, FSU*	Jr.	1999	11	30	.767	23
	Obed Ariri, Clem.*	Sr.	1980	11	30	.767	23
	Connor Hughes, UVa	So.	2003	13	25	.920	23
	Travis Bell, GT	Sr.	2007	13	28	.821	23
	Dustin Keys, VT	Sr.	2008	14	29	.793	23

## Scoring, Career Field Goals/Game

Pl.	Name, School	Years	FG/G	Gms	FG	Pct.
1.	Sebastian Janikowski, FSU	1997-99	1.94	34	66	.795
--	<b>*Roberto Aguayo, FSU</b>	<b>2013-14</b>	<b>1.71</b>	<b>28</b>	<b>48</b>	<b>.923</b>
2.	Chris Gardocki, CU	1988-90	1.69	33	56	.709
3.	Nick Novak, MD	2001-04	1.633	49	80	.748
4.	Dustin Hopkins, FSU	2009-12	1.630	54	88	.786
5.	Nelson Welch, CU	1991-94	1.591	44	70	.686
6.	Sam Swank, WF	2005-08	1.577	45	71	.763
7.	Connor Hughes, UVA	2002-05	1.571	42	66	.835
8.	Gary Cismesia, FSU	2004-07	1.548	42	65	.747
9.	Rafael Garcia, UVA	1993-96	1.487	39	58	.763
	Brandon Pace, VT	2004-06	1.487	39	58	.853
11.	Marc Primanti, NCS	1995-96	1.476	21	31	.939
12.	Jad Dean, CU	2004-06	1.42	36	51	.750
	Dan Ennis, MD	2003-06	1.42	26	37	.740
14.	Nate Freese, BC	2010-13	1.40	50	70	.864
15.	Xavier Beitia, FSU	2001-04	1.367	49	67	.728
16.	Obed Ariri, CU	1977-80	1.36	44	60	.652
	Jess Atkinson, MD	1981-84	1.36	44	60	.731
18.	Will Snyderwine, DU	2009-11	1.353	46	61	.754
19.	Jake McInerney, UVA	1989-90	1.348	23	31	.837
20.	Casey Barth, UNC	2008-12	1.347	49	66	.805
21.	Scott Sisson, GT	1989-92	1.33	45	60	.682
---	<b>*Ross Martin, Duke</b>	<b>2012-13</b>	<b>1.30</b>	<b>50</b>	<b>52</b>	<b>.825</b>
22.	Cody Journell, VT	2010-13	1.29	34	44	.759
---	<b>*Michael Badgley, UM</b>	<b>2014-15</b>	<b>1.27</b>	<b>11</b>	<b>14</b>	<b>.778</b>
23.	Chandler Catanzaro	2010-13	1.26	53	67	.817
24.	Aaron Hunt, CU	2000-03	1.25	36	45	.750
---	<b>*Mike Weaver, WF</b>	<b>2014-15</b>	<b>1.25</b>	<b>12</b>	<b>15</b>	<b>.789</b>
25.	Josh Czajkowski, NCS	2007-10	1.24	37	46	.807
	Brad Craddock, MD	2012-13	1.24	25	31	.756
27.	Travis Bell, GT	2004-07	1.22	50	61	.726
28.	Connor Barth, UNC	2004-07	1.15	47	54	.761
---	<b>*Chris Blewitt, UP</b>	<b>2013-14</b>	<b>1.15</b>	<b>26</b>	<b>30</b>	<b>.769</b>
---	<b>*John Wallace, UL</b>	<b>2014-15</b>	<b>1.15</b>	<b>13</b>	<b>15</b>	<b>.789</b>
29.	Mike Cofer, NCS	1982-86	1.136	44	50	.735
---	<b>*Cole Murphy, SU</b>	<b>2014-15</b>	<b>1.08</b>	<b>12</b>	<b>13</b>	<b>.813</b>
30.	Robert Randolph, UVA	2008-11	1.07	43	46	.767

\*Active players not eligible until careers are completed.



## Punting, Records

### MOST PUNTS

**Game:** 14 by Billy Maxwell, Virginia vs. South Carolina, Sept. 9, 1972

**Season:** 90 by Dan DeArmas, Maryland, 1991 (3,615 yards, 40.2 average)

**Career:** 284 by Ryan Quigley, Boston College, 2008-2011, (11,418 yards, 40.2 average)

### HIGHEST AVERAGE PER PUNT

**Game (Min. 4):** 54.75 by Dick Lackey, North Carolina vs. South Carolina, Nov. 7, 1953 (4 for 219 yards)

**Season:** 47.8 by Brian Schmitz, North Carolina, 1996-99 (74 for 3,538 yards)

**Career (Minimum 75 attempts):**  
45.32 by Durant Brooks, Georgia Tech, 2006-07 (6,525 yards on 144 punts)

**(Minimum 150 punts)**  
45.2 by Ryan Plackemeier, Wake Forest, 2002-05 (9,957 yards on 220 punts)

### MOST YARDS ON PUNTS

**Game:** 601 by Chuck Ramsey, Wake Forest vs. Maryland, Oct. 20, 1973 (13 punts)

**Season:** 3,896 by Chuck Ramsey, Wake Forest, 1973 (87 punts, 44.8 avg.)

**Career:** 12,000 by Brian Morton, Duke, 1997-2000 (282 punts, 42.6 average)

**Longest Punt:** 88 yards by John Fritsch, Maryland vs. Miami, Oct. 12, 1956.

## Punting, Top Season Performances

Pl.	Player, School	Cl.	Year	G	No.	Yds	Avg
1.	Brian Schmitz, UNC.....	Sr.	1999	11	74	3538	47.8
2.	Ryan Plackemeier, WF.....	Sr.	2005	11	67	3165	47.2
3.	Pat O'Donnell, UM.....	Sr.	2013	13	53	2498	41.1
4.	Shawn Powell, FSU.....	Sr.	2011	13	57	2681	47.0
5.	Johnny Evans, NCS.....	Jr.	1976	11	47	2168	46.1
6.	Russ Henderson, UVa.....	So.	1976	11	69	3168	45.9
7.	Rodney Williams, GT.....	Jr.	1997	11	47	2145	45.63
8.	Ryan Plackemeier, WF.....	So.	2003	12	57	2600	45.61
9.	Durant Brooks, GT.....	Jr.	2006	14	79	3596	45.52
10.	Jason Bender, GT.....	Sr.	1994	11	55	2503	45.50
11.	Harry Newsome, WF.....	Jr.	1983	11	42	1909	45.45
12.	Ryan Weigand, UVa.....	Sr.	2007	13	52	2352	45.23

## Punting, Career List

### Punting (minimum of 75 punts)

Pl.	Player, School	Years	Punts	Yards	Avg.
1.	Durant Brooks, Georgia Tech	2006-07	144	6,525	45.31
2.	Ryan Plackemeier, Wake Forest	2002-05	220	9,957	45.26
3.	Brian Schmitz, North Carolina	1996-99	208	9,233	44.38
4.	Ryan Weigand, Virginia	2006-07	76	3,369	44.33
5.	Shawn Powell, Florida State	2008-11	168	7,424	44.19
6.	Johnny Evans, NC State	1974-77	185	8,143	44.02
7.	Chuck Ramsey, Wake Forest	1971-73	205	9,010	43.95
8.	Brooks Barnard, Maryland	1999-02	200	8,732	43.66
9.	Harry Newsome, Wake Forest	1981-84	213	9,278	43.56
---	<b>*Will Monday, Duke</b>	<b>2012-*</b>	<b>195</b>	<b>8,473</b>	<b>43.45</b>
10.	Russ Henderson, Virginia	1975-78	276	11,951	43.30
11.	Chris Gardocki, Clemson	1988-90	135	5,842	43.27
12.	Adam Podlesh, Maryland	2003-06	216	9,315	43.13
13.	Dale Hatcher, Clemson	1981-84	187	8,008	42.82
14.	Brian Morton, Duke	1997-00	282	12,000	42.55
15.	Mike Abrams, Virginia	1999-01	127	5,384	42.39
16.	Tommy Hibbard, North Carolina	2012-14	179	7,573	42.31
---	<b>*Riley Dixon, Syracuse</b>	<b>2013-*</b>	<b>150</b>	<b>6,343</b>	<b>42.29</b>
17.	Brent Bowden, Virginia Tech	2006-09	214	9,022	42.16
18.	Graham Gano, Florida State	2005-08	148	6,238	42.148
19.	Will Brice, Virginia	1993-96	228	9,585	42.04
20.	Sean Liss, Florida State	1993-96	176	7,386	41.97
21.	Steve Streater, North Carolina	1977-80	178	7,442	41.808
22.	John Krueger, Duke	1993-96	228	9,532	41.807
23.	David Wooldridge, North Carolina	2003-06	203	8,482	41.78
24.	Tommy Barnhardt, North Carolina	1983-85	156	6,514	41.75
25.	Jimmy Maners, Clemson	2006-08	105	4,381	41.72
26.	Matt Boshier, Miami	2007-10	234	9,754	41.68
27.	Donnie Scott, Virginia	1997-99	113	4,706	41.65
28.	Nick Vidnovic, North Carolina	1971-73	96	3,997	41.64
29.	David Sims, Clemson	1977-80	182	7,562	41.54
---	<b>*A.J. Hughes, Virginia Tech</b>	<b>2012-*</b>	<b>240</b>	<b>9,960</b>	<b>41.50</b>
30.	Ed Garno, Virginia	1989-91	103	4,269	41.45

\*Active players not eligible until careers are completed.

### PUNTS ATTEMPTED

Pl.	Name, School	Years	Punts
1.	Ryan Quigley, Boston College	2008-11	284
2.	Brian Morton, Duke	1997-00	282
3.	Scott McAlister, North Carolina	1988-91	278
4.	Russ Henderson, Virginia	1975-78	276
5.	Jeff Walker, Virginia	1981-83, 85	273
6.	Will Baumann, NC State	2011-14	266
7.	Alex Kinal, Wake Forest	2012-*	262
8.	Jeff Pierce, Georgia Tech	1978-81	252

### PUNTING YARDAGE

Pl.	Name, School	Years	Yards
1.	Brian Morton, Duke	1997-00	12,000
2.	Russ Henderson, Virginia	1975-78	11,951
3.	Scott McAlister, No. Carolina	1988-91	11,520
4.	Ryan Quigley, Boston College	2008-11	11,418
5.	Will Baumann, NC State	2011-14	10,868
<b>6.</b>	<b>Alex Kinal, Wake Forest</b>	<b>2012-*</b>	<b>10,838</b>
7.	Jeff Walker, Virginia	1981-83, 85	10,815
8.	Jeff Pierce, Georgia Tech	1978-81	10,271
<b>9.</b>	<b>A.J. Hughes, Virginia Tech</b>	<b>2012-*</b>	<b>9,960</b>
10.	Ryan Plackemeier, Wake Forest	2002-05	9,957
11.	Matt Boshier, Miami	2007-10	9,754
12.	Jimmy Howell, Virginia	2008-11	9,649
13.	Will Brice, Virginia	1993-96	9,585
14.	John Krueger, Duke	1993-96	9,532
15.	Adam Podlesh, Maryland	2003-06	9,315



## Punting, Annual Leaders

Year	Player, School	Punting			
		Cl.	No.	Yards	Avg.
1953	Dick Lackey, UNC	Sr.	27	1172	43.4
1954	Joe Pagliei, Clem.	Jr.	26	955	36.7
1955	Joe Pagliei, Clem.	Sr.	20	782	39.1
1956	Wally Vale, UNC	Sr.	31	1274	41.1
1957	Don Coker, UNC	Jr.	20	791	39.6
1958	Don Coker, UNC	Sr.	31	1339	43.2
1959	Wayne Wolff, WF	Jr.	24	987	41.1
1960	Wayne Wolff, WF	Sr.	58	2348	40.5
1961	Eddie Werntz, Clem.	Jr.	56	2249	40.2
1962	Eddie Werntz, Clem.	Sr.	41	1667	40.7
1963	Karl Sweetan, WF	Sr.	66	2500	37.9
	Bill Edwards, UNC	So.	52	1940	37.3
1964	Ron Skosnick, NCS	Sr.	53	2165	40.8
1965	Rod Stewart, Duke	Sr.	41	1743	42.5
1966	Bill Van Heusen, Md.	Jr.	46	1836	39.9
1967	Scott Townsend, USC	Jr.	59	2319	39.3
1968	Gary Yount, NCS	Jr.	55	2173	39.5
1969	Jack Anderson, Clem.	Jr.	21	842	40.1
1970	Jack Anderson, Clem.	Sr.	35	1434	41.0
1971	Chuck Ramsey, WF	So.	46	2003	43.5
1972	Chuck Ramsey, WF	Sr.	72	3111	43.2
1973	Chuck Ramsey, WF	Sr.	87	3896	44.8
1974	Johnny Evans, NCS	So.	38	1653	43.5
1975	Johnny Evans, NCS	Jr.	42	1874	44.6
1976	Johnny Evans, NCS	Sr.	47	2168	46.1
1977	Russ Henderson, UVa.	Jr.	85	3615	42.5
1978	Russ Henderson, UVa.	Sr.	72	3060	42.5
1979	David Sims, Clem.	Jr.	72	3198	44.4
1980	Steve Streater, UNC	Sr.	59	2560	43.4
1981	Dale Hatcher, Clem.	Fr.	40	1725	43.1
1982	Ron Rice, GT	Jr.	42	1789	42.6
	Harry Newsome, WF	So.	60	2556	42.6
1983	Harry Newsome, WF	Jr.	42	1909	45.5
1984	Harry Newsome, WF	Sr.	57	2512	44.1
1985	Tommy Barnhardt, UNC	Sr.	68	2824	41.5
1986	Kelly Hollodick, NCS	Sr.	55	2330	42.4
1987	Craig Salmon, NCS	Sr.	64	2877	45.0
1988	Martin Bailey, WF	Sr.	46	2012	43.7
1989	Chris Gardocki, Clem.	So.	44	1878	42.7
1990	Chris Gardocki, Clem.	Jr.	53	2350	44.3
1991	Ed Garno, UVa	Sr.	47	1975	42.0
1992	Mike Thomas, UNC	So.	56	2415	43.1
1993	Scott Milanovich, Md.	So.	50	2189	43.8
1994	Jason Bender, GT	Sr.	55	2503	45.5
1995	Sean Liss, FSU	Jr.	49	2153	43.9
1996	John Krueger, Duke	Sr.	58	2619	45.2
1997	Rodney Williams, GT	Jr.	47	2145	45.6
1998	Brian Schmitz, UNC	Jr.	75	3357	44.8
1999	Brian Schmitz, UNC (2)	Sr.	74	3538	47.8
2000	Brian Morton, Duke (2)	Sr.	77	3478	45.2
2001	Brooks Barnard, Md. (7)	Jr.	54	2401	44.5
2002	Brooks Barnard, Md. (12)	Sr.	55	2373	43.1
2003	Ryan Plackemeier, WF (5)	So.	57	2600	45.6
2004	Ryan Plackemeier, WF (8)	Jr.	64	2809	43.9
<b>2005</b>	<b>Ryan Plackemeier, WF (1)</b>	<b>Sr.</b>	<b>67</b>	<b>3165</b>	<b>47.2</b>
2006	Durant Brooks, GT (4)	Jr.	79	3596	45.5
2007	Ryan Weigand, UVa (4)	Sr.	52	2352	45.2
2008	Travis Baltz, Md	So.	61	2506	41.1
2009	Brent Bowden, VT (14)	Sr.	57	2495	43.8
2010	Matt Boshier, UM (19)	Sr.	59	2597	44.0
<b>2011</b>	<b>Shawn Powell, FSU (1)</b>	<b>Sr.</b>	<b>57</b>	<b>2681</b>	<b>47.0</b>
2012	Will Monday, Duke (13)	Fr.	67	2991	44.6
2013	Pat O'Donnell, Miami (2)	Sr.	53	2498	47.1
2014	Will Baumann, NC State (6)	Sr.	60	2724	45.4

## Kickoff Returns, Records

### MOST KICKOFF RETURNS

**Game:** 8 by Joe Sroba, Virginia vs. East Carolina, Nov. 8, 1975 (171 yards); Joe Sroba, Virginia vs. Maryland, Nov. 22, 1975 (164 yards); Darrell Wynn, Virginia vs. South Carolina, Oct. 17, 1987 (131 yards); Marcus Wall, North Carolina vs. Clemson, Nov. 5, 1995 (184 yards); Chris Douglas, Duke vs. Florida State, Sept. 1, 2001 (188 yards); Torrey Smith, Maryland vs. California, Sept. 5, 2009 (187 yards);  
**Season:** 51 Torrey Smith, Maryland, 2009 (1,309 yards, 25.7 avg.)  
**Career:** 123 by Torrey Smith, 2008-10 (2,983 yards, 24.3 avg.)

### MOST YARDS ON KICKOFF RETURNS

**Game:** 282 by Justin Miller, Clemson vs. FSU, Sept. 25, 2004 (6 returns)  
**Season:** 1,309 Torrey Smith, Maryland, 2009 (51 returns, 25.7 avg.)  
**Career:** 3,153 by T. J. Graham, NC State, 2008-11 (137 returns, 23.0 avg.)

### HIGHEST RETURN AVERAGE

**Season:** (Min. 10) 36.4 by Levonte Whitfield, Florida State, 2013 (17 for 619 yards)  
 (Min. 20) 33.0 by Justin Miller, Clemson, 2004 (20 for 661 yards)  
 (Min. 30) 29.3 by Dick Harris, South Carolina, 1970 (30 for 880 yards)  
**Career:** (Minimum 30):  
 31.4 Duke Johnson, Miami, 2012-14 (41 for 1288 yards)  
 (Minimum 50):  
 30.7 Justin Miller, Clemson, 2002-04 (50 for 1,534 yards)

### KICKOFF RETURNS FOR TOUCHDOWNS

**Season:** 4 by C.J. Spiller, Clemson, 2009

### LONGEST KICKOFF RETURNS

**Longest Kickoff Return for TD:** 100 yards by 16 players, last by Levonte Whitfield vs. Auburn, Jan. 6, 2014 (BCS National Championship)  
**Longest Non-Scoring Kickoff Return:** 98 yards by Anthony Williams, Wake Forest vs. Maryland, Oct. 13, 1990

### Punting Leaders by School

School	Last Champion	Total
Wake Forest	Ryan Plackemeier, 2005	13
North Carolina	Brian Schmitz, 1999	10
Clemson	Chris Gardocki, 1990	10
NC State	Will Baumann, 2014	8
Maryland	Travis Baltz, 2008	5
Georgia Tech	Durant Brooks, 2006	4
Virginia	Ryan Weigand, 2007	4
Duke	Will Monday, 2012	3
Florida State	Shawn Powell, 2011	2
Miami	Pat O'Donnell, 2013	2
South Carolina	Scott Townsend, 1967	1
Virginia Tech	Brent Bowden, 2009	1





## Kickoff Returns, Career Lists

### Kickoff Return Yardage

Pl.	Player, School	Years	Ret.	Avg.	Yards
1.	Torrey Smith, Maryland	2008-10	123	24.3	2,983
2.	Brandon Tate, North Carolina	2005-08	109	24.7	2,688
3.	Jabari Marshall, Duke	2005-08	107	24.6	2,630
4.	Eric Blount, North Carolina	1988-91	97	23.8	2,313
5.	T. J. Graham, NC State	2008-12	93	23.3	2,167
6.	Kevin Marion, Wake Forest	2004-07	88	24.55	2,160
7.	Marcus Wall, North Carolina	1992-95	87	24.4	2,120
8.	C. J. Spiller, Clemson	2006-09	74	27.7	2,052
9.	Ralph Stringer, NC State	1973-77	78	25.5	1,988
10.	Jeff Smith, Boston College	2006-09	84	23.3	1,959
11.	Alvis Whitted, NC State	1994-97	84	23.0	1,929
12.	John Stone, Wake Forest	1998-01	75	25.4	1,906
13.	Randy Jones, Duke	1987-90	81	23.3	1,890
14.	Darrell Blackman, NC State	2004-07	71	25.9	1,842
15.	Darius Jennings, Virginia	2011-14	79	22.2	1,794
16.	Anthony Williams, Wake Forest	1988-91	87	20.2	1,762
17.	Chris Douglas, Duke	2000-03	84	20.9	1,759
18.	Troy Slade, Duke	1973-75	83	21.2	1,757
19.	Michael Ray Garvin, Florida State	2005-08	64	23.1	1,721
20.	Dez White, Georgia Tech	1997-99	69	24.7	1,701
21.	Joe Sroba, Virginia	1974-76	74	22.2	1,645
22.	Orwin Smith, Georgia Tech	2009-12	76	21.4	1,624
23.	Myles Willis, Boston College	2013-14	64	24.7	1,604
24.	Dyrell Roberts, Virginia Tech	2008-12	61	35.9	1,577
25.	Derrick Hamilton, Clemson	2001-03	58	26.7	1,552
26.	Malcolm Pittman, Virginia	1981-83, 85	70	22.0	1,543
27.	Justin Miller, Clemson	2002-04	50	30.7	1,534
28.	Kevin Tisdell, Georgia Tech	1990-92	68	22.4	1,526
29.	Keeta Covington, Maryland	1984-86	72	21.1	1,520
30.	Scottie Montgomery, Duke	1996-99	63	24.1	1,515

## Kickoff Returns, Season Lists

### KICKOFF RETURN AVERAGE (Minimum One Return Per Game)

Pl.	Player, School	Cl.	Year	No.	TD	Yds	Avg
1.	Levonte Whitefield, FSU	Fr.	2013	17	2	619	36.4
2.	George Marinkov, NCS*	So.	1954	13	1	459	35.3
3.	Dennis Condie, Md.	Jr.	1960	10	2	352	35.2
4.	Justin Miller, Clem.	Fr.	2002	13	1	456	35.1
5.	Justin Miller, Clem.*	Jr.	2004	20	2	661	33.1
6.	Terrance Roulhac, Clem.*	Sr.	1986	17	0	561	33.0
8.	Duke Johnson, UM	Fr.	2012	27	2	892	33.0
8.	C. J. Spiller, Clem	Sr.	2009	23	4	755	32.8
9.	Dyrell Roberts, VT	So.	2009	18	1	574	31.88
10.	Derrick Hamilton, Clem.	Fr.	2001	15	1	476	31.73

### KICKOFF RETURN YARDAGE

Player, School	Cl.	Year	No.	TD	Avg	Yds	
1.	Torrey Smith, Md.	So.	2009	51	2	25.7	1309
2.	Tobais Palmer, NCS	Sr.	2012	44	2	25.7	1130
3.	Torrey Smith, Md.	Fr.	2008	42	1	25.9	1089
4.	Tijan Redmon, Duke	Sr.	1995	45	0	23.7	1065
5.	T.J. Graham, NCS	Fr.	2008	41	1	25.1	1028
6.	T.J. Graham, NCS	Sr.	2011	44	0	22.4	986
7.	T.J. Thorpe, UNC	Fr.	2011	36	1	26.7	960
8.	Jabari Marshall, Duke	So.	2006	38	0	25.1	953
9.	Brandon Tate, UNC	Jr.	2007	39	0	24.1	939
10.	Jabari Marshall, Duke	Jr.	2007	38	1	24.6	933

## KICKOFF RETURN AVERAGE

Pl.	Player, School	Years	Avg.
1.	Duke Johnson, Miami	2012-14	31.4
2.	Justin Miller, Clemson	2002-04	30.7
2.	Dickie Harris, South Carolina	1969-70	28.1
3.	C. J. Spiller, Clemson	2006-09	27.7
4.	Derrick Hamilton, Clemson	2001-03	26.7
5.	Darrell Blackman, NCS	2004-07	25.9
	Dyrell Roberts, Virginia Tech	2008-12	25.9
7.	Ralph Stringer, NC State	1973-77	25.5
8.	John Stone, Wake Forest	1998-01	25.4
9.	Tobais Palmer, NC State	2011-12	25.1
10.	Lamont Reid, NC State	2001-04	24.9
11.	Leroy Gallman, Duke	1990-93	24.69
	Greg Reid, Florida State	2009-10	24.66
	Dez White, Georgia Tech	1997-99	24.65
14.	Brandon Tate, UNC	2005-08	24.66
15.	Jabari Marshall, Duke	2005-08	24.58
16.	Mike Mason, North Carolina	2003-05	24.56
17.	Kevin Marion, Wake Forest	2004-07	24.55
18.	Marcus Wall, North Carolina	1992-95	24.4
19.	Myles Savage, Wake Forest	1994-97	24.33
20.	Torrey Smith, Maryland	2008-10	24.3
21.	Tom Lockridge, Wake Forest	1973-74	24.26
22.	Steve Suter, Maryland	2001-04	24.21
23.	Scottie Montgomery, Duke	1996-99	24.1
24.	Kelly Campbell, Georgia Tech	1998-00	24.0
25.	Tijan Redmon, Duke	1993-95	23.8
26.	Don McCauley, North Carolina	1968-70	23.7

(minimum 40 returns)

## KICKOFF RETURNS

Pl.	Name, School	Years	Ret.
1.	Torrey Smith, Maryland	2008-10	123
2.	Brandon Tate, UNC	2005-08	109
3.	Jabari Marshall, Duke	2005-08	107
4.	Eric Blount, UNC	1988-91	97
5.	T.J. Graham, NC State	2008-11	93
6.	Kevin Marion, Wake Forest	2004-07	88
7.	Marcus Wall, UNC	1992-95	87
	Anthony Williams, Wake Forest	1988-91	87
9.	Chris Douglas, Duke	2000-03	84
	Alvis Whitted, NC State	1994-97	84
	Jeff Smith, Boston College	2006-09	84
12.	Troy Slade, Duke	1973-75	83
13.	Randy Jones, Duke	1987-90	81
14.	Darius Jennings, Virginia	2011-14	79
15.	Ralph Stringer, NC State	1973-77	78
16.	Orwin Smith, Virginia	2009-12	76
17.	Joe Sroba, Virginia	1974-76	74
	C.J. Spiller, Clemson	2006-09	74

## LONGEST SCORING KICKOFF RETURNS

Pl.	Yds	Player, School	Opp	Date
1.	100	T.J. Graham, NCS	Boston College	10/4/2008
100		Victor Harris, VT	Clemson	10/6/2007
100		Josh Wilson, Md	Georgia Tech	10/7/2006
100		Ronnie Drummer, DU	East Carolina	9/3/2005
100		Devin Hester, Miami	NC State	10/23/2004
100		Marquis Weeks, UVa	UNC	9/11/2004
100		Derrick Hamilton, Clem	UNC	10/25/2003
100		Marquis Weeks, UVa	UNC	10/19/2002
100		Derrick Hamilton, Clem.	Maryland	11/10/2001
100		Tavon Mason, Va	GT	11/10/2001
100		Dez White, GT	Maryland	10/31/1998
100		Tyrell Godwin, UNC	Stan	9/19/1998
100		Leroy Gallman	Tennessee	10/2/1993
100		Greg Boone, Duke	Tennessee	9/4/1982
100		Kenny Ambrusko, Md	Navy	11/7/1964
100		Dick Novak to Dennis Candie, Md		
			at Virginia	11/19/1960
100		Stefon Diggs, Md	at Virginia	10/13/2012
100		Jamal Golden, GT	at North Carolina	11/10/2012
100		Tobais Palmer, NCS	Wake Forest	11/10/2012
100		DeVon Edwards, Duke	NC State	11/9/13
100		Levonte Whitefield, FSU	Auburn	1/6/14



# ACC FOOTBALL INDIVIDUAL RECORDS: PUNT, KICKOFF RETURNS

## Kickoff, Punt Returns, Annual Leaders

### Kickoff Returns

Year	Player, School	Cl.	Ret.	Avg	TD	Yards
1953	Ken Keller, UNC	So.	13	23.0	0	239
1954	George Marinkov, NCS	So.	13	35.3	1	459
1955	Carl Brazell, USC	Sr.	12	31.5	0	378
1956	Billy Barnes, WF	Sr.	11	28.6	0	315
1957	Dick Christy, NCS	Sr.	7	45.4	2	318
1958	Sonny Randle, UVA	Sr.	21	24.1	0	506
1959	Tom Gravins, UVA	Sr.	17	20.4	0	346
1960	Dennis Condie, Md.	Jr.	10	35.2	2	352
1961	Jack Morris, USC	Sr.	12	31.3	0	375
1962	Donny Frederick, WF	Sr.	29	22.8	0	660
1963	Darryl Hill, Md.	Sr.	13	24.4	0	317
1964	Roger Davis, UVA	Sr.	21	21.9	0	481
1965	Benny Galloway, USC	So.	19	24.4	0	463
1966	Gary Rowe, NCS	Sr.	20	25.2	0	505
1967	Ken Dutton, Md.	So.	24	18.9	0	454
1968	Bobby Hall, NCS	Sr.	29	24.9	0	721
1969	John Shields, Clem.	Sr.	25	21.6	0	539

### Starting in 1970, ranked on per game average

Year	Player, School	Cl.	Ret	Yds	TD	Yds
1970	Dick Harris, USC	Sr.	30	880	1	29.3
1971	Larry Marshall, Md.	Sr.	22	587	0	26.7
1972	Roland Hooks, NCS	Jr.	27	615	0	22.8
1973	Tom Lockridge, WF	Jr.	21	522	1	24.9
1974	James Betterson, UNC	Jr.	18	512	0	28.4
1975	John Schultz, Md.	Sr.	13	403	1	31.0
1976	Art Gore, Duke	Sr.	22	563	0	25.6
1977	Ralph Stringer, NCS	Sr.	19	488	0	25.7
1978	Sean McCall, UVA	Fr.	19	511	0	26.9
1979	Cedric Jones, Duke	So.	20	542	1	27.1
1980	Dennis Tabron, Duke	Jr.	11	251	0	22.8
1981	Robert Lavette, GT	Fr.	17	389	0	22.9
1982	Cleve Pounds, GT	Fr.	17	397	0	23.4
1983	Cory Collier, GT	Fr.	12	360	0	30.0
1984	Mike Atkinson, Duke	Sr.	26	579	0	22.3
1985	Keeta Covington, Md.	Jr.	24	556	0	23.2
1986	Terrance Roulhac, Clem.	Sr.	17	561	0	33.0
1987	Randy Marriott, UNC	Jr.	27	607	0	22.5
1988	Chris Williams, NCS	So.	18	468	0	26.0
1989	Bren Lowery, Md.	Sr.	14	334	0	23.9
1990	Randy Jones, Duke	Sr.	24	678	2	28.3
1991	Eric Blount, UNC	Sr.	25	679	1	27.2
1992	Leroy Gallman, Duke	Sr.	14	433	0	30.9
1993	Derrick Steagall, GT	Fr.	16	413	0	25.8
1994	Marcus Wall, UNC	Jr.	27	743	1	27.5
1995	Antwuan Wyatt, Clem.	Jr.	17	425	0	25.0
1996	Leon Johnson, UNC	Sr.	14	347	1	24.8
1997	Tony Horne, Clem.	Sr.	18	491	0	27.3
1998	Tyrrell Godwin, UNC	So.	12	334	1	27.8
1999	John Stone, WF (3)	So.	15	389	1	29.9
2000	Kyle Moore, Duke (9)	Jr.	13	335	0	25.8
2001	Derrick Hamilton, Clem. (3)	Fr.	15	476	1	31.7
2002	Justin Miller, Clem.	Fr.	13	456	1	35.1
2003	<b>Michael Waddell, UNC (1) ..Sr.</b>	<b>15</b>	<b>475</b>	<b>1</b>	<b>31.7</b>	
2004	<b>Justin Miller, Clem. (1) ..... Jr.</b>	<b>20</b>	<b>661</b>	<b>2</b>	<b>33.0</b>	
2005	Darrell Blackman, NCS (6) .... So.	20	582	0	29.1	
2006	Darrell Blackman, NCS (4) .... Jr.	19	549	1	28.9	
2007	Kevin Marion, WF (3).....Sr.	28	876	1	31.3	
2008	Michael Ray Garvin, FSU (2)....Sr.	22	662	1	30.1	
2009	C. J. Spiller, Clem. (3).....Sr.	23	755	4	32.8	
2010	David Wilson, VT.....So.	22	584	2	26.5	
2011	T.J. Thorpe, UNC (13).....Fr.	36	960	1	26.7	
2012	Duke Johnson, UM (2).....Fr.	27	892	2	33.0	
2013	<b>Levonte Whitfield, FSU (1) ..Fr.</b>	<b>17</b>	<b>619</b>	<b>2</b>	<b>36.4</b>	
2014	Tyler Boyd, UP (10).....So.	16	442	0	27.6	

### Punt Returns

Year	Player, School	Cl.	Ret.	Avg	TD	Yards
1953	Eddie West, NCS	Sr.	23	10.4	0	239
1954	Ron Waller, Md.	Sr.	13	15.3	0	199
1955	Carroll McClain, USC	Sr.	7	18.3	0	128
1956	Billy Barnes, WF	Sr.	6	19.0	1	114
1957	Dick Hunter, NCS	Jr.	15	9.3	0	139
1958	Bobby Morgan, Clem.	Sr.	9	19.0	0	143
1959	George Usry, Clem.	Sr.	16	10.8	0	175
1960	Jim Davidson, Md.	Jr.	16	10.6	0	169
1961	Jay Wilkinson, Duke	Jr.	22	14.9	2	328
1962	Jay Wilkinson, Duke	Sr.	28	9.3	0	259
1963	Hugh Mauldin, Clem.	So.	17	11.4	0	193
1964	Julian James, NCS	Jr.	18	11.3	0	204
1965	Bobby Bryant, USC	Jr.	11	14.6	0	161
1966	Bobby Bryant, USC	Sr.	11	22.0	2	242
1967	Fred Coombs, NCS	Sr.	22	19.0	2	417
1968	Jack Whitley, NCS	So.	23	14.1	1	311
1969	Rusty Culbreth, UNC	So.	27	8.0	0	215

### Starting with the 1970 season, ranked by average per return

Year	Player, School	Cl.	Ret	Yds	TD	Avg
1970	Don Kelley, Clem.	Sr.	24	389	2	16.2
1971	Larry Marshall, Md.	Sr.	35	375	1	10.7
1972	Bob Smith, Md.	So.	23	308	1	13.4
1973	Troy Slade, Duke	So.	39	440	1	11.3
1974	Ken Schroy, Md.	Sr.	11	206	0	18.7
1975	Troy Slade, Duke	Sr.	23	283	0	12.3
1976	Mel Collins, UNC	Jr.	15	160	0	10.7
1977	George Gaudun, Duke	So.	14	164	1	11.7
1978	Willie Jordan, Clem.	Sr.	20	277	0	13.9
1979	Pat Chester, UVA	So.	25	248	2	9.9
1980	Pat Chester, UVA	Jr.	19	192	1	10.1
1981	Louie Meadows, NCS	Sr.	17	222	0	13.1
1982	Jack Westbrook, GT	Jr.	21	255	1	12.1
1983	Rick Badanjek, Md.	So.	21	233	0	11.1
1984	Keeta Covington, Md.	So.	26	274	0	10.5
1985	Doug Green, Duke	So.	15	155	0	10.3
1986	Riccardo Ingram, GT	Jr.	16	233	0	14.6
1987	Donnell Woolford, Clem.	Jr.	21	326	2	15.5
1988	Eric Blount, UNC	Fr.	15	148	0	9.9
1989	Bren Lowery, Md.	Sr.	21	213	0	10.1
1990	George Coghill, WF	Sr.	19	275	1	14.5
1991	Darnell Stephens, Clem.	Fr.	25	352	1	14.1
1992	Corey Sawyer, FSU	Fr.	33	488	1	14.8
1993	Todd Dixon, WF	Sr.	13	167	1	12.8
1994	Octavus Barnes, UNC	Fr.	11	151	0	10.8
1995	Jermaine Lewis, Md.	Sr.	12	152	1	12.7
1996	Tiki Barber, UVA	Sr.	19	241	1	12.7
1997	Dee Feaster, FSU	Jr.	14	221	0	14.7
1998	Charlie Rogers, GT	Sr.	30	425	2	14.2
1999	Peter Warrick, FSU (19)	Sr.	18	227	1	12.6
2000	Koren Robinson, NCS (11)	So.	14	218	1	15.6
2001	Ronnie Hamilton, Duke (4)	Sr.	20	311	1	15.6
2002	Steve Suter, Md. (23)	So.	56	771	4	13.8
2003	Jonathan Smith, GT (22)	Sr.	31	364	2	11.7
2004	Darrell Blackman, NCS (3)	Fr.	12	214	1	17.8
2005	Willie Reid, FSU (4)	Sr.	31	541	3	17.5
2006	Eddie Royal, VT (12)	Jr.	23	304	1	13.2
2007	Eddie Royal, VT (10)	Sr.	31	455	2	14.7
2008	Travis Benjamin, UM (25)	Fr.	16	181	0	11.3
2009	<b>Greg Reid, FSU (1)</b>	<b>Fr.</b>	<b>21</b>	<b>387</b>	<b>1</b>	<b>18.4</b>
2010	Tony Logan, Md. (3)	Jr.	31	560	2	18.1
2011	Jayron Hosely, VT	Jr.	18	228	0	12.7
2012	Giovani Bernard, UNC (4)	So.	16	263	2	16.4
2013	<b>Ryan Switzer, UNC (1)</b>	<b>Fr.</b>	<b>24</b>	<b>502</b>	<b>5</b>	<b>20.9</b>
2014	Jamison Crowder, Duke (6)	Sr.	22	280	2	12.7

### Kickoff Return Leaders by School

School	Last Champion	Total
NC State	Darrell Blackman, 2006	9
North Carolina	T.J. Thorpe, 2011	9
Clemson	C.J. Spiller, 2009	8
Duke	Kyle Moore, 2000	7
Maryland	Bren Lowery, 1989	7
Wake Forest	Kevin Marion, 1999	5
Georgia Tech	Derrick Steagall, 1993	4
Virginia	Sean McCall, 1978	4
South Carolina	Dick Harris, 1970	4
Florida State	Levonte Whitfield, 2013	2
Miami	Duke Johnson, 2012	1
Pitt	Tyler Boyd, 2014	1
Virginia Tech	David Wilson, 2010	1

### Punt Return Leaders by School

School	Last Champion	Total
Maryland	Tony Logan, 2010	11
Duke	Jamison Crowder, 2014	8
NC State	Darrell Blackman, 2004	8
Clemson	Darnell Stephens, 1991	7
North Carolina	Ryan Switzer, 2013	6
Florida State	Greg Reid, 2009	5
Georgia Tech	Jonathan Smith, 2003	4
Virginia	Tiki Barber, 1996	3
Wake Forest	Todd Dixon, 1993	3
South Carolina	Bobby Bryant, 1966	3
Virginia Tech	Jayron Hosely, 2011	3
Miami	Travis Benjamin, 2008	1



## Punt Returns, Records

### MOST PUNT RETURNS

**Game:** 9 by Kelley Rhino, Georgia Tech vs. The Citadel, Sept. 1, 2001 (74 yards)  
**Season:** 56 by Steve Suter, Maryland, 2002 (771 yards, 13.8 avg.)  
**Career:** 125 by Ledel George, NC State 1990-93 (1,191 yards, 9.5 avg.)

### MOST YARDS ON PUNT RETURNS

**Game:** 180 by Willie Reid, Florida State vs. Penn State, Jan. 3 2006 (7 returns)  
**Season:** 771 by Steve Suter, Maryland, 2002 (56 returns, 13.8 avg.)  
**Career:** 1,296 by Eddie Royal, Virginia Tech, 2004-07  
 (111 returns, 11.1 avg.)

### HIGHEST PUNT RETURN AVERAGE

**Game:** (Min. 3) 41.8 by Don Kelley, Clemson vs. Maryland, Pct. 31, 1970  
 (4 for 167 yards)  
**Season:** (Min. 10) 22.0 by Bobby Bryant, South Carolina, 1966 (11 for 242, 2 TDs)  
**Career:** (Min. 30) 17.1 by Bobby Bryant, South Carolina, 1964-66 (31 for 531)

### PUNT RETURNS FOR TOUCHDOWNS

**Game:** 2 by Devin Hester, Miami vs. Louisiana Tech, Sept. 18, 2004 (returns of 51 & 92 yards); 2 by Ryan Switzer, North Carolina vs. Pitt, Nov. 16, 2013 (returns of 61 & 65 yards); 2 by Andre Purvis, North Carolina vs. Tulane, Nov. 13, 1993 (fell on two blocked punts in end zone)  
**Season:** 5 by Ryan Switzer, North Carolina, 2013 (502 yards on 24 returns, 20.9 average)  
**Career:** 6 by Steve Suter, Maryland, 2001-04 (4 in 2002, 2 in 2003)

### LONGEST PUNT RETURNS

**Longest Punt Return for TD:** 98 yards by Bobby Bryant, South Carolina vs. NC State, Oct. 8, 1966  
**Longest Non-Scoring Punt Return:** 84 by Carroll McClain, South Carolina vs. Clemson, Oct. 20, 1955

## Punt Returns, Season Lists

### PUNT RETURN YARDAGE

Player, School	Cl.	Year	Ret	TD	Avg	Yds
1. Steve Suter, Md.	So.	2002	56	4	13.8	771
2. Tony Logan, Md.	Sr.	2010	31	2	18.1	560
3. Willie Reid, FSU	Sr.	2005	31	3	17.5	541
4. Willie Reid, FSU	Jr.	2004	38	0	13.7	522
5. Kelley Rhino, GT	Jr.	2001	48	0	10.7	515
<b>6. Ryan Switzer, UNC</b>	<b>Fr.</b>	<b>2013</b>	<b>24</b>	<b>5</b>	<b>20.9</b>	<b>502</b>
7. Corey Sawyer, FSU	Fr.	1992	33	1	14.8	488
8. Eddie Royal, VT	Sr.	2007	31	2	14.7	455
9. Kelley Rhino, GT	Sr.	2002	45	0	9.9	447
10. Troy Slade, Duke	So.	1973	39	0	11.3	440

### PUNT RETURN AVERAGE

(Minimum One Return Per Game)

Pl.	Player, School	Cl.	Year	Ret	TD	Yds	Avg
1.	Bobby Bryant, USC	Sr.	1966	11	2	242	22.0
<b>2.</b>	<b>Ryan Switzer, UNC</b>	<b>Fr.</b>	<b>2013</b>	<b>24</b>	<b>5</b>	<b>502</b>	<b>20.9</b>
3.	Fred Coombs, NCS	Sr.	1967	22	2	434	19.7
4.	Ken Schroy, Md.	Sr.	1974	11	0	206	18.7
5.	Greg Reid, FSU	Fr.	2009	21	1	387	18.4
6.	Tony Logan, Md.	Jr.	2010	31	2	560	18.1
7.	Darrell Blackman, NCS	Fr.	2004	12	1	214	17.8
8.	Willie Reid, FSU	Sr.	2005	31	3	541	17.5
9.	Devin Hester, Miami	So.	2004	19	3	326	17.2
10.	Giovani Bernard, UNC	So.	2012	16	2	263	16.4

## Punt Returns, Longest Scoring

Pl.	Yds	Player, School	Opp	Date
1.	98	Bobby Bryant, USC	NC State	10-8-66
2.	97	Dick Harris, USC	North Carolina	10-10-70
3.	95	Carl Brazell, USC	Virginia	11-26-55
4.	94	Kyshoen Jarrett, VT	Pittsburgh	9-15-12
5.	92	Jacoby Ford, Clem.	FAU	9-2-06
	92	Devin Hester, UM	Louisiana Tech	9-18-04
7.	90	Peter Warrick, FSU	Clemson	9-20-97
	90	Dick Nolan, Md.	Clemson	10-3-53
9.	89	Michael Waddell, UNC	Oklahoma	8-25-01
	89	Darnell Stephens, Clem.	Maryland	11-16-91
11.	88	Brian Mance, Clem.	Georgia Tech	10-28-00
	88	Mack Matthews, Clem.	Wake Forest	10-17-70
13.	87	T.J. Graham, NCS	North Carolina	11-20-10
	87	Willie Reid, FSU	Penn State	1-3-06
	87	Darrell Blackman, NCS	Florida State	11-11-04
16.	86	George Coghill, WF	Navy	11-23-91
	86	Jack Whitley, NCS	South Carolina	10-12-68
	<b>86</b>	<b>Ryan Switzer, UNC</b>	<b>Cincinnati</b>	<b>12-28-14</b>
19.	85	Tony Logan, Md.	FIU	9-25-10
	85	Jerrard Tarrant, GT	Clemson	9-10-09
	85	Troy Slade, Duke	Tulane	10-13-73
	85	Fred Combs, NCS	Virginia	11-4-67
	85	Don Kelley, Clem.	Maryland	11-17-62
	<b>85</b>	<b>Ryan Switzer, UNC</b>	<b>Virginia</b>	<b>11-9-14</b>
25.	84	Tony Logan, Md.	Duke	10-2-10
	84	Justin Harper, VT	Kansas	1-2-08
	84	Ronnie Hamilton, Duke	Florida State	10-14-00
	84	Eric Lewis, UNC	NC State	10-18-86
	84	Gary Yount, NCS	Maryland	9-21-68
30.	83	Willie Reid, FSU	Virginia Tech	12-3-05
	83	Tramain Hall, NCS	Maryland	11-22-03
	83	Dave Reed, UNC	NC State	10-15-83
	83	Bob Smith, Md.	Penn State	11-3-73
	83	Gary Rowe, NCS	Maryland	11-5-66

## Punt Returns, Career Yards

Pl.	Player, School	Years	PRet	Yards	Avg.
1.	Eddie Royal, Virginia Tech	2004-07	111	1,296	11.68
2.	Steve Suter, Maryland	2001-04	121	1,271	10.51
3.	Ledel George, NC State	1990-93	125	1,191	9.53
4.	Kelley Rhino, Georgia Tech	1999-02	112	1,135	10.13
5.	Greg Reid, Florida State	2009-11	89	1,117	12.55
6.	Willie Reid, Florida State	2002-05	69	1,063	15.41
7.	Troy Slade, Duke	1973-75	101	1,021	10.11
8.	George Coghill, Wake Forest	1989-92	84	1,002	11.93
9.	Peter Warrick, Florida State	1996-99	72	937	13.01
	Dee Feaster, Florida State	1995-98	76	937	12.33
11.	Greg Poole, North Carolina	1979-82	90	916	10.18
12.	Bob Smith, Maryland	1972-74	82	899	10.96
13.	Jamison Crowder, Duke	2011-14	65	869	13.37
14.	Darrell Blackman, NC State	2004-07	83	864	10.41
15.	Brandon Tate, North Carolina	2005-08	79	835	10.57
16.	Jayron Hosley, Virginia Tech	2009-11	68	815	11.99
17.	Bosley Allen, North Carolina	1998, 2000-01	68	810	11.91
18.	Pat Chester, Virginia	1978-82	100	808	8.08
19.	Tony Logan, Maryland	2008-11	68	805	11.84
20.	Jay Wilkinson, Duke	1961-63	65	761	11.71
21.	Donnell Woolford, Clemson	1985-88	78	724	9.28
22.	Willie Clay, Georgia Tech	1988-91	101	723	7.16
23.	Fabian Davis, Wake Forest	1999-02	53	722	13.62
24.	Jack Whitley, NC State	1968-70	67	721	10.76
24.	Eric Blount, North Carolina	1988-91	80	720	9.00
26.	Tiki Barber, Virginia	1993-96	68	694	10.21
27.	<b>Ryan Switzer, North Carolina</b>	<b>2013-11</b>	<b>61</b>	<b>674</b>	<b>11.05</b>
28.	Corey Sawyer, Florida State	1992-93	58	670	11.55
29.	Larry Marshall, Maryland	1969-71	67	656	9.79
30.	Leon Washington, Florida State	2002-05	57	644	11.30
29.	James Lott, Clemson	1986-89	71	643	9.06
30.	Devin Hester, Miami	2004-05	41	638	15.56



## Interceptions, Records

### MOST PASSES INTERCEPTED

**Game:** 4 by Pat Watson, South Carolina vs. Wake Forest, Nov. 9, 1968; Lendell Jones, Maryland vs. Duke, Oct. 23, 1982; A.J. Greene, Wake Forest vs. Georgia Tech, Nov. 21, 1987; Mario Edwards, Florida State vs. Wake Forest, Nov. 14, 1998

**Season:** 14 by Gerod Holliman, Louisville, 2014  
(245 yards on returns, 1 TD)\*

\*tied NCAA record

**Career:** 21 by Alphonso Smith, Wake Forest, 2005-08

### MOST YARDS ON INTERCEPTION RETURNS

**Game:** 170 by Kendric Burney, North Carolina vs. Miami, Nov. 14, 2009 (3 interceptions, 1 TD)

**Season:** 245 by Gerod Holliman, Louisville, 2014  
(14 interceptions, 1 TD).

**Career:** 395 by John Talley, Duke, 2003-06 (18 interceptions)

### MOST TDs SCORED ON INTERCEPTIONS

**Season:** 3 by Marcus McGruder, Wake Forest 2004  
(3 interceptions for 68 yards); Aaron Curry, Wake Forest, 2007 (4 interceptions for 226 yards); Alphonso Smith, Wake Forest, 2007 (8 interceptions for 166 yards);

**Career:** 4 by Alphonso Smith, Wake Forest, 2005-08  
(21 interceptions, 249 yards); Randy Neal, Virginia, 1991-94 (7 interceptions for 193 yards)

### LONGEST INTERCEPTION RETURN

**Longest Interception Return for TD:** 100 (103 actual) by Dickie Lewis, Maryland vs. NC State, Nov. 22, 1956; Tom Brown, Maryland vs. Virginia, Nov. 24, 1962; 100 (102 actual) Don Kelley, Clemson vs. Duke, Oct. 24, 1970; Reggie Love, North Carolina vs. Tulane, Sept. 17, 1994; Marcus Hudson, NC State vs. Duke, Nov. 3, 2001; Alphonso Smith, Wake Forest vs. Maryland, Sept. 22, 2007; Brian Walker, North Carolina vs. San Diego State, Sept. 6, 2014.

### Longest Non-Scoring Interception Return:

89 by Kevin Benson, Maryland vs. Virginia, Nov. 10, 1973

## Interceptions, Career Lists

### Interceptions

Player, School	Years	Yards	Avg	Int.
1. Alphonso Smith, Wake Forest.....	2005-08	249	11.9	21
2. Dre' Bly, North Carolina.....	1996-98	198	9.9	20
3. John Talley, Duke.....	2003-06	395	21.9	18
David Amerson, NC State.....	2010-12	287	15.8	18
5. Tom Brown, Maryland.....	1960-62	275	16.2	17
Ronnie Burgess, Wake Forest.....	1981-84	176	10.4	17
A.J. Greene, Wake Forest.....	1985-88	175	10.3	17
Terry Kinard, Clemson.....	1978-81	147	8.6	17
Keith McMeans, Virginia.....	1987-90	88	5.2	17
10. Lou Angelo, North Carolina.....	1970-72	115	7.2	16
Pat Chester, Virginia.....	1978-82	296	18.5	16
Willie Clay, Georgia Tech.....	1988-91	264	16.5	16
Rich Searl, Duke.....	1969-71	197	12.3	16
Eric Williams, NC State.....	1978-82	167	10.4	16
15. DeAndre McDaniel, Clemson.....	2007-10	162	10.2	15
Victor Harris, Virginia Tech.....	2005-08	278	18.5	15
Marcus Hamilton, Virginia.....	2003-06	127	8.5	15
Ronde Barber, Virginia.....	1994-96	112	7.5	15
Bob Smith, Maryland.....	1972-74	69	4.6	15
20. Gerod Holliman, Louisville.....	2014	245	17.5	14
Michael Hamlin, Clemson.....	2005-08	243	17.4	14
Kevin Cook, Virginia.....	1986-89	80	5.7	14
Lendell Jones, Maryland.....	1981-83	83	5.9	14
Morgan Burnett, Georgia Tech.....	2007-09	135	9.6	14
Rashard Hall, Clemson.....	2009-12	186	14.3	14
26. Justin Miller, Clemson.....	2002-04	114	8.8	13
James Royster, Wake Forest.....	1975-78	92	7.1	13
Ken Schroy, Maryland.....	1972-74	119	9.2	13
Ken Swilling, Georgia Tech.....	1988-91	239	18.4	13
Corey Sawyer, Florida State.....	1992-93	90	6.9	13
Wyatt Smith, Duke.....	1988-91	189	14.5	13
Bob Sullivan, Maryland.....	1963-65	88	6.8	13
Dejuan Tribble, Boston College.....	2005-07	150	11.5	13
Jamie Silva, Boston College.....	2005-07	147	11.3	13
Chase Minnifield, Virginia.....	2008-11	164	12.6	13
Trey Boston, North Carolina.....	2010-13	79	6.1	13
37. Deunta Williams, North Carolina.....	2007-10	213	19.3	12
Alex Ardley, Clemson.....	1998-00	151	12.6	12
Jerry Barger, Duke.....	1953-54	170	14.2	12
Bobby Cale, North Carolina.....	1976-78	90	7.5	12
Joe Crocker, Virginia.....	1992-95	76	6.3	12
Tay Cody, Florida State.....	1997-00	221	18.4	12
Buddy Curry, North Carolina.....	1977-79	111	9.3	12
Eddie Geathers, Clemson.....	1977-80	114	9.5	12
Lloyd Harrison, NC State.....	1996-99	53	4.4	12
A.J. Johnson, Maryland.....	1993-96	88	7.3	12
Brian Mance, Clemson.....	1999-02	73	6.1	12
Lawrence Lowe, Georgia Tech.....	1977-80	118	9.8	12
Anthony Poindexter, Virginia.....	1995-98	141	11.8	12
Samari Rolle, Florida State.....	1994-97	144	12.0	12
Brandan Bishop, NC State.....	2009-12	121	12.0	12
Bryan Shumock, Virginia.....	1977-80	209	17.4	12
Ted Thurson, Georgia Tech.....	1979-82	60	5.0	12
Ross Cockrell, Duke.....	2010-13	80	6.7	12

### Single Season Interceptions

1. 14 Gerod Holliman, Louisville.....	2014
2. 13 David Amerson, NC State.....	2011
3. 11 Dre Bly, North Carolina.....	1996
4. 10 Bob Sullivan, Maryland.....	1965
5. 9 Jayron Hosley, Virginia Tech.....	2010
9 Willie Clay, Georgia Tech.....	1991
9 Keith McMeans, Virginia.....	1987
8. 8 Anthony Harris, Virginia.....	2013
8 DeAndre McDaniel, Clemson.....	2009
8 Jamie Silva, Boston College.....	2007
8 Alphonso Smith, Wake Forest.....	2007
8 Justin Miller, Clemson.....	2002
8 Ronde Barber, Virginia.....	1994
8 Kevin Cook, Virginia.....	1987
8 Lou Angelo, North Carolina.....	1972
8 Bo Davies, South Carolina.....	1970
8 Tom Brown, Maryland.....	1961

### Career Interception Return Yards

1. John Talley, Duke.....	2003-06.....	395
2. Kendric Burney, North Carolina.....	2007-10.....	358
3. Pat Chester, Virginia.....	1978-82.....	296
4. David Amerson, NC State.....	2010-12.....	287
5. Aaron Curry, WF.....	2005-08.....	278
Victor Harris, Virginia Tech.....	2005-08.....	278
7. Tom Brown, Maryland.....	1960-62.....	275
8. Willie Clay, Georgia Tech.....	1988-91.....	264
9. Alphonso Smith, Wake Forest.....	2005-08.....	248
10. Gerod Holliman, Louisville.....	2014.....	245
11. Michael Hamlin, Clemson.....	2005-08.....	243
Crezdon Butler, Clemson.....	2006-09.....	243
13. Ken Swilling, Georgia Tech.....	1988-91.....	239
14. Alex Wujchiak, Maryland.....	2008-10.....	238
15. Deunta Williams, North Carolina.....	2007-10.....	231
16. Tay Cody, Florida State.....	1997-00.....	221
17. Quayshawn Nealy, Georgia Tech.....	2011-14.....	217
18. Marcellus Bowman, Boston College.....	2006-09.....	210



## Interceptions Annual Leaders

Interceptions						
Year	Player, School	Cl.	Int.	Yds	TD	
1953	Jerry Barger, Duke.....	Jr.	6	55	0	
1954	Jerry Barger, Duke.....	Sr.	6	115	0	
1955	Dale Boyd, Duke.....	Sr.	6	88	0	
1956	Eddie Rushton, Duke.....	Jr.	4	86	1	
1957	Reece Whitley, UVa.....	Jr.	5	81	0	
1958	Rod Breedlove, Md.....	Jr.	5	68	0	
1959	Chuck Reiley, WF.....	So.	4	14	0	
1960	Chuck Reiley, WF.....	Jr.	4	64	0	
1961	Tom Brown, Md.....	Jr.	8	95	0	
1962	Tom Brown, Md.....	Sr.	6	122	1	
1963	Ernie Arizzi, Md.....	Sr.	4	98	1	
	Tom Krebs, UVa.....	Jr.	4	20	0	
	Bill Edwards, UNC.....	So.	4	5	0	
1964	Sonny Dickinson, USC.....	Jr.	5	15	0	
	Jimmy Bell, Clem.....	Sr.	5	5	0	
1965	Bob Sullivan, Md.....	Sr.	10	61	0	
1966	Andy Harper, WF.....	Sr.	6	34	0	
1967	Andy Beath, Duke.....	Sr.	6	4	0	
1968	Pat Watson, USC.....	Sr.	7	63	0	
1969	Tony Greene, Md.....	Jr.	5	10	0	

### Starting in 1970, ranked on per game average

Year	Player, School	Cl.	Int.	Yds	TD	PG
1970	Bo Davies, USC.....	Jr.	8	41	0	0.73
1971	Larry Marshall, Md.....	Sr.	6	131	0	0.67
1972	Lou Angelo, UNC.....	Sr.	8	72	0	0.73
1973	Mike Devine, NCS.....	Jr.	7	49	0	0.64
1974	Dennis Smith, Clem.....	Jr.	6	47	0	0.55
1975	Bob Grupp, Duke.....	Jr.	4	72	0	0.36
	Kenny Roy, Md.....	Jr.	4	17	0	0.36
1976	Bobby Cale, UNC.....	So.	5	8	0	0.45
1977	Derrick Glasper, UVa.....	Jr.	5	104	0	0.45
	James Royster, WF.....	Jr.	5	74	0	0.45
	Steve Ryan, Clem.....	Jr.	5	67	0	0.45
1978	Woodrow Wilson, NCS.....	Jr.	5	107	1	0.45
	Ronnie Lee, NCS.....	So.	5	24	0	0.45
1979	Ralph Lary, Md.....	Jr.	7	102	0	0.64
1980	Dennis Tabron, Duke.....	Jr.	5	132	1	0.45
	Hillary Honeycutt, NCS.....	Jr.	5	60	0	0.45
	Bryan Shumock, UVa.....	Sr.	5	56	0	0.45
	Steve Streater, UNC.....	Sr.	5	43	0	0.45
1981	Eric Williams, NCS.....	Jr.	7	107	0	0.64
1982	Lendell Jones, Md.....	Jr.	7	48	0	0.64
1983	Clarence Baldwin, Md.....	Sr.	7	5	0	0.64
1984	Ray Daly, UVa.....	Sr.	6	55	0	0.45
1985	Keeta Covington, Md.....	Jr.	6	94	0	0.45
	Larry Griffin, UNC.....	Sr.	6	24	0	0.45
1986	Derrick Taylor, NCS.....	Sr.	6	164	1	0.45
	Derrick Donald, UNC.....	Jr.	6	51	0	0.45
1987	Keith McMeans, UVa.....	Fr.	9	35	0	0.90
1988	Jesse Campbell, NCS.....	So.	5	71	1	0.45
	Keith McMeans, UVa.....	So.	5	49	0	0.45
1989	Robert O'Neal, Clem.....	Fr.	7	96	0	0.64
1990	Ken Swilling, GT.....	Jr.	5	34	0	0.56
1991	Willie Clay, GT.....	Sr.	9	66	1	0.75
1992	Corey Sawyer, FSU.....	Fr.	7	0	0	0.64
1993	Corey Sawyer, FSU.....	So.	6	90	0	0.50
1994	Ronde Barber, UVa.....	Fr.	8	56	0	0.73
1995	Brian Dawkins, Clem.....	Sr.	6	55	1	0.55
	Andreal Johnson, Md.....	Jr.	6	46	0	0.55
1996	Dre' Bly, UNC.....	Fr.	11	141	1	1.00
1997	Samari Rolle, FSU.....	Sr.	7	32	0	0.64
1998	Lloyd Harrison, NCS.....	Jr.	7	51	0	0.64
1999	Robert Carswell, Clem. (10).....	Jr.	6	70	0	0.55
	Lewis Sanders, Md. (10).....	Jr.	6	37	0	0.55
2000	Alex Ardley, Clem. (8).....	Jr.	6	61	0	0.55
2001	Tony Okanlawon, Md. (7).....	Sr.	5	60	0	0.71
2002	Justin Miller, Clem. (5).....	Fr.	8	50	0	0.62
2003	Almondo Curry, UVa (22).....	Sr.	6	133	1	0.46
2004	Jimmy Williams, VT.....	Jr.	5	81	1	0.38
2005	Marcus Hamilton, UVa (5).....	Jr.	6	28	1	0.50
2006	John Talley, Duke (5).....	Sr.	7	150	1	0.58
2007	Alphonso Smith, WF (2).....	Jr.	8	166	3	0.62
2008	Trimane Goddard, UNC (3).....	Sr.	7	156	1	0.54

## Interception Annual Leaders (continued)

Year	Player, School	Cl.	Int.	Yds	TD	GAvg
	Morgan Burnett, GT (3).....	So.	7	95	1	0.54
	Alphonso Smith, WF (3).....	Sr.	7	33	0	0.54
2009	DeAndre McDaniel, CL (3).....	Jr.	8	128	1	0.57
<b>2010</b>	<b>Jayron Hosley, VT (1).....</b>	<b>So.</b>	<b>9</b>	<b>110</b>	<b>0</b>	<b>0.69</b>
<b>2011</b>	<b>David Amerson, NCS (1).....</b>	<b>So.</b>	<b>13</b>	<b>206</b>	<b>2</b>	<b>1.00</b>
2012	David Amerson (17).....	Jr.	5	82	1	0.38
	Ross Cockrell, DU (17).....	Jr.	5	46	1	0.38
	Antone Exum, VT (17).....	Jr.	5	44	0	0.38
<b>2013</b>	<b>Anthony Harris, UVa (1).....</b>	<b>Jr.</b>	<b>8</b>	<b>42</b>	<b>0</b>	<b>0.67</b>

## Interception Leaders by School

School	Last Champion	Total
Maryland.....	Tony Okanlawon, 2001	15
Virginia.....	Anthony Harris, 2013	11
Clemson.....	DeAndre McDaniel, 2006	9
NC State.....	David Amerson, 2011	8
Duke.....	John Talley, 2006	8
North Carolina.....	Trimane Goddard, 2008	8
Wake Forest.....	Alphonso Smith, 2008	6
Florida State.....	Samari Rolle, 1997	3
Georgia Tech.....	Morgan Burnett, 2008	3
South Carolina.....	Bo Davies, 1970	3
Virginia Tech.....	Jayron Hosley, 2010	2
Louisville.....	Geord Holliman, 2014	1

## Annual Leaders Passes Defended

Year	Player, School	Total
1976	Not available.....	
1977	Mark Heniford, Clem.....	7
1978	Rich Sommers, Duke.....	13
1979	Donnie LeGrande, NCS.....	8
1980	Willie Underwood, Clem.....	8
1981	Donnie LeGrande, NCS.....	14
1982	Terry Kinard, Clem.....	12
1983	Rod McSwain, Clem.....	11
1984	Ty Davis, Clem.....	15
1985	Delton Hall, Clem.....	14
1986	Delton Hall, Clem.....	14
1987	A.J. Greene, WF.....	18
1988	Three tied with.....	14
1989	George Coghill, WF.....	17
1990	Joe Johnson, NCS.....	18
1991	Mike Reid, NCS.....	14
1992	Mike Reid, NCS.....	13
1993	Corey Sawyer, FSU.....	11
1994	Corey Fuller, FSU.....	13
1995	Nathan Perryman, GT.....	13
	Dexter McClean, Clem.....	13
1996	Robert Williams, UNC.....	23
1997	Tony Scott, NCS.....	18
1998	Lloyd Harrison, NCS.....	23
1999	Tony Scott, NCS.....	18
2000	Tay Cody, FSU.....	20
2001	Three tied with.....	15
2002	Domonique Foxworth, Md.....	23
2003	Eric King, WF (15).....	18
2004	Jimmy Williams, VT (4).....	19
2005	Kelly Jennings, UM (7).....	16
2006	Brandon Flowers, VT (3).....	21
2007	Alphonso Smith, WF (2).....	18
2008	Alphonso Smith, WF (2).....	20
2009	Brandon Harris, UM (2).....	17
2010	Jayron Hosley, VT (5).....	17
<b>2011</b>	<b>Merrill Noel, WF (1).....</b>	<b>21</b>
2012	Antone Exum, VT (5).....	21
2013	Kendall Fuller, VT (15).....	17
2014	Kendall Fuller, VT (14).....	17
	Gerod Holliman, UL (14).....	17



## Tackles, Quarterback Sacks Records

### TACKLES

**Season:** 191 by Luke Kuechly, Boston College, 2011  
**Career:** 532 by Luke Kuechly, Boston College, 2009-11

### TACKLES PER GAME

**Season:** 17.7 by Bill Cowher, NC State, 1979

### QUARTERBACK SACKS

**Game:** 7 by Pat Swilling, Georgia Tech vs. NC State, Sept. 14, 1985 (53 yards in losses)

**Season:** 19 by Peter Boulware, Florida State, 1996 (101 yards in losses)

**Career:** 40.0 by Chris Slade, Virginia, 1989-92.

## Career QB Sacks

Pl	Name, School (Years)	Years	Sacks
1.	Chris Slade, Virginia	1989-92	40.0
2.	Reinard Wilson, Florida State	1993-96	35.5
3.	Peter Boulware, Florida State	1994-96	34.0
4.	Vic Beasley, Clemson	2011-14	33.0
5.	Greg Ellis, North Carolina	1994-97	32.5
6.	Jeremiah Attaochu, Georgia Tech	2010-13	31.5
7.	Greg Gathers, Georgia Tech	1999-01	31.0
8.	Julius Peppers, No. Carolina	1999-01	30.5
9.	Mike McCrary, Wake Forest	1989-92	30.0
10.	Calvin Pace, Wake Forest	1999-02	29.0
11.	Coleman Rudolph, Ga. Tech	1989-92	28.5
12.	Michael Dean Perry, Clemson	1984-87	28.0
	Gaines Adams, Clemson	2003-06	28.0
14.	Marco Coleman, Georgia Tech	1989-91	27.5
15.	Clint Sintim, Virginia	2005-08	27.0
16.	Darryl Blackstock, Virginia	2002-04	26.5
17.	William Perry, Clemson	1981-84	26.0
	Mike Frederick, Virginia	1991-94	26.0
19.	Eric Henderson, Georgia Tech	2002-05	25.5
20.	Mario Williams, NC State	2003-05	25.5
21.	Patrick Kerney, Virginia	1995-98	24.0
	Marcus Jones, North Carolina	1992-95	24.0
	Tyler Lawrence, NC State	1990-93	24.0
	Mike Corvino, Maryland	1979-82	24.0
	Quintin Coples, North Carolina	2008-11	24.0
26.	Jamal Reynolds, Florida State	1997-00	23.5
	Bjoeren Werner, Florida State	2010-12	23.5
28.	Stuart Anderson, Virginia	1978-81	23.0
	Duane Ashman, Virginia	1993-96	23.0
	Pat Swilling, Georgia Tech	1982-83	23.0
	Andre Wadsworth, FSU	1994-97	23.0
32.	Carl Reeves, NC State	1991-94	22.5
	Brandon Jenkins, Florida State	2009-12	22.5
34.	Art Norman, NC State	2011-14	22.0
	Shawne Merriman, Maryland	2002-04	22.0
	Keith Adams, Clemson	1998-00	22.0
	Brentson Buckner, Clemson	1990-93	22.0
	Charles Bowser, Duke	1978-81	22.0
	Bryant McNeal, Clemson	1999-02	22.0
	Chris Ellis, Virginia Tech	2004-07	22.0
	Everette Brown, Florida State	2006-08	22.0
	James Gayle, Virginia Tech	2010-13	22.0
43.	Lawrence Taylor, North Carolina	1977-80	21.0
	Mike Jones, NC State	1987-90	21.0
	Sean Scott, Virginia	1984-87	21.0

## Tackles, Career Lists

Pl.	Name, School	Years	Tackles
1.	Luke Kuechly, Boston College	2009-11	532
2.	Bubba Brown, Clemson	1976-79	515
3.	Mike Junkin, Duke	1983-86	513
4.	Carl McGee, Duke	1975-78	511
5.	Dwight Hollier, North Carolina	1988-91	502
6.	Ryan Fowler, Duke	2000-03	495
7.	LeVar Fisher, NC State	1998-01	492
8.	Anthony Simmons, Clemson	1995-97	486
9.	Eric Wilson, Maryland	1981-84	481
10.	Dantonio Burnette, NC State	1999-02	476
11.	E.J. Henderson, Maryland	1999-02	473
12.	Jeff Davis, Clemson	1978-81	469
13.	Keith Brooking, Georgia Tech	1994-97	467
14.	Dexter Reid, North Carolina	2000-03	466
	Chuck Faucette, Maryland	1983-86	466
16.	Ed Stetz, Wake Forest	1969-71	460
17.	Damien Covington, NC State	1991-94	457
18.	Chad Carson, Clemson	1998-01	448
19.	D'Quell Jackson, Maryland	2002-05	447
20.	John Leake, Clemson	2000-03	443
21.	Jerrelle Williams, Georgia Tech	1988-91	437
22.	Ron Rogers, Georgia Tech	1994-97	435
23.	Jamie Sharper, Virginia	1993-96	435
24.	Michael Tauiliili, Duke	2005-08	434
25.	Charles McDaniel, Virginia	1982-83	432
26.	Carlos Bradley, Wake Forest	1978-80	426
27.	Ratliff Thomas, Maryland	1993-96	424
28.	Angelo Cromwell, Virginia	1999-02	420
29.	Darrell Spells, Duke	1989-92	419
30.	Eric Barton, Maryland	1995-98	417

## Career Tackles For Loss

Pl	Name, School	Years	TFL
1.	Darnell Dockett, Florida State	2000-03	65
2.	E.J. Henderson, Maryland	1999-02	62.5
3.	Michael Dean Perry, Clemson	1984-87	61
4.	William Perry, Clemson	1981-84	60
5.	Eric Henderson, Georgia Tech	2002-05	59.5
6.	Chris Combs, Duke	1996-99	57.5
7.	William Fuller, North Carolina	1980-83	57
8.	Greg Gathers, Georgia Tech	1999-02	57
9.	Chris Slade, Virginia	1989-92	56
10.	Mario Williams, NC State	2003-05	55.5
11.	Keith Adams, Clemson	1998-00	54
12.	Calvin Pace, Wake Forest	1999-02	54
13.	Julius Peppers, North Carolina	1999-01	53
14.	Vic Beasley, Clemson	2011-14	52.5
15.	Coleman Rudolph, Georgia Tech	1989-92	52
16.	Anthony Simmons, Clemson	1995-97	52
17.	Mike Frederick, Virginia	1991-94	50
18.	Marco Coleman, Georgia Tech	1989-91	50
19.	Greg Ellis, North Carolina	1994-97	50
20.	Nikita Whitlock, Wake Forest	2010-13	49
21.	Rob Bodine, Clemson	1989-91	48
22.	Leroy Hill, Clemson	2001-04	48
23.	Daryl Smith, Georgia Tech	2000-03	48
24.	Ryan Fowler, Duke	2000-03	47.5
25.	Everette Brown, NC State	2006-08	46.5
26.	Marcus Jones, North Carolina	1992-95	46
	Mike McCrary, Wake Forest	1989-92	46
	Michael Tauiliili, Duke	2005-08	46
	Sean Spence, Miami	2008-11	46
30.	Willie Young, NC State	2006-09	45.5
31.	Carl Reeves, NC State	1991-94	45
	Darryl Blackstock, Virginia	2002-04	45
	Chris Long, Virginia	2004-07	45
	Aaron Thompson, Maryland	1998-01	45



## Tackles, Sacks Annual Leaders

Tackles Per Game	
Year	Total
1976	Brad Carr, Md. .... 14.3
1977	Ted Klaube, Md. .... 17.0
1979	Bill Cowher, NCS ..... 17.7
1979	Carlos Bradley, WF ..... 15.4
1980	Duane Wood, GT ..... 15.5
1981	Robert Abraham, NCS ..... 16.6
1982	Vaughan Johnson, NCS ..... 15.2
1983	Eric Wilson, Md. .... 16.2
1984	Troy Simmons, UNC ..... 14.7
1985	Mike Junkin, Duke ..... 14.7
	Carl Carr, UNC ..... 14.7
	Brett Rudolph, UNC ..... 14.7
1986	Mike Junkin, Duke ..... 17.1
1987	Kevin Walker, Md. .... 15.6
1988	Erwin Sampson, Duke ..... 13.6
1989	Dwight Hollier, UNC ..... 14.5
1990	Dwight Hollier, UNC ..... 14.1
1991	Mike Jarmolowich, Md. .... 13.9
1992	David Merritt, NCS ..... 13.9
1993	Randy Neal, UVa ..... 12.6
1994	Jamal Cox, GT ..... 13.3
1995	Keith Brooking, GT ..... 13.3
1996	Anthony Simmons, Clem. .... 14.9
1997	Anthony Simmons, Clem. .... 13.1
1998	Eric Barton, Md. .... 14.5
1999	Keith Adams, Clem. .... 16.0
2000	Levar Fisher, NCS ..... 14.8
2001	E.J. Henderson, Md. .... 13.6
2002	Dexter Reid, UNC ..... 13.8
2003	Keyaron Fox, GT (10) ..... 11.9
2004	D'Qwell Jackson, Md. (11) ..... 11.2
2005	D'Qwell Jackson, Md.(2) ..... 13.7
2006	Vince Hall, VT (13) ..... 9.8
2007	Erin Henderson, Md. (9) ..... 11.1
2008	Michael Tauiliili, Duke (3) ..... 11.7
2009	Luke Kuechly, BC (2) ..... 12.2
2010	Luke Kuechly, BC (1) ..... 14.1
2011	Luke Kuechly, BC (1) ..... 15.9
2012	Nick Clancy, BC (3) ..... 12.1
2013	David Helton, Duke (26) ..... 9.5
2014	David Helton, Duke (15) ..... 10.3

Tackles for Loss	
Year	Total
1976	Chip Garber, Md. .... 14
1977	Randy Scott, Clem. .... 18
1978	Charles Johnson, Md. .... 18
1979	Jim Stuckey, Clem. .... 16
1980	Lawrence Taylor, UNC ..... 22
1981	William Fuller, UNC ..... 22
1982	Mark Duda, Md. .... 14
1983	William Fuller, UNC ..... 17
1984	William Perry, Clem. .... 27
1985	Reggie Andrews, Duke ..... 11
1986	Michael Dean Perry, Clem. .... 15
1987	Michael Dean Perry, Clem. .... 24
1988	Levon Kirkland, Clem. .... 12
1989	Ray Agnew, NCS ..... 17
1990	Marco Coleman, GT ..... 19
1991	Rob Bodine, Clem. .... 27
1992	Michael McCrary, WF ..... 23
1993	Mike Frederick, UVa ..... 21
	Tyler Lawrence, NCS ..... 21
1994	John Zuanich, Duke ..... 16
1995	Tucker Grace, WF ..... 19
	Marcus Jones, UNC ..... 19
1996	Reinard Wilson, FSU ..... 22
1997	Anthony Simmons, Clem. .... 21
1998	Ebenezer Ekuban, UNC ..... 23
1999	Keith Adams, Clem. .... 33
2000	Julius Peppers, UNC ..... 24
2001	E.J. Henderson, Md. .... 28
2002	Calvin Pace, WF ..... 19.5
	Shawn Johnson, Duke ..... 19.5
2003	Leroy Hill, Clem.(2) ..... 27
2004	Travis Johnson, FSU (15) ..... 18
2005	Mario Williams, NCS (2) ..... 24
2006	Calais Campbell, Mia (9) ..... 20.5
2007	Chris Long, UVa (14) ..... 19.0
2008	Everette Brown, FSU (4) ..... 21.5
2009	Robert Quinn, UNC (15) ..... 19.0
2010	Da'Quan Bowers, Clem. (2) ..... 26.0
2011	Andre Branch, Clem.(15) ..... 17.0
2012	Kevin Reddick, UNC (12) ..... 18.5
2013	Aaron Donald, UP (1) ..... 28.5
2014	Vic Beasley, Clem.(3) ..... 21.5

Quarterback Sacks	
Year	Total
1976	Not available ..... NA
1977	Not available ..... NA
1978	Bruce Palmer, Md. .... 13
1979	Joe Hannah, NCS ..... 7
1980	Lawrence Taylor, UNC ..... 16
1981	Charles Bowser, Duke ..... 17.5
1982	Mark Duda, Md. .... 13
1983	Frank Bush, NCS ..... 8
1984	William Perry, Clem. .... 10
1985	Reggie Andrews, Duke ..... 10.5
1986	Michael Dean Perry, Clem. .... 9
1987	Michael Dean Perry, Clem. .... 10
1988	George Malone, GT ..... 7
1989	Three tied with ..... 6
1990	Marco Coleman, GT ..... 13
1991	Coleman Rudolph, GT ..... 13
1992	Chris Slade, UVa ..... 14
	Michael McCrary, WF ..... 14
1993	Tyler Lawrence, NCS ..... 11
1994	Reinard Wilson, FSU ..... 11
1995	Peter Boulware, FSU ..... 10
1996	Peter Boulware, FSU ..... 19
1997	Andre Wadsworth, FSU ..... 16
1998	Patrick Kerney, UVa ..... 15
1999	Keith Adams, Clem. .... 16
2000	Julius Peppers, UNC ..... 15
2001	Greg Gathers, GT ..... 10
2002	Shawn Johnson, Duke ..... 12
	Alonzo Jackson, FSU ..... 12
2003	Eric Henderson, GT (16) ..... 11
2004	Darryl Blackstock, UVa (11) ..... 10.5
2005	Mario Williams, NCS (4) ..... 14.5
2006	Gaines Adams, Clem.(4) ..... 12.5
2007	Chris Long, UVa (3) ..... 14.0
2008	Everette Brown, FSU (3) ..... 13.5
2009	Derrick Morgan, GT (8) ..... 12.5
2010	Da'Quan Bowers, Clem. (1) .. 15.5
2011	Andre Branch, Clem (15) ..... 10.5
2012	Bjoern Werner, FSU (13) ..... 13.0
2013	Vic Beasley, Clem. (3) ..... 13.0
2014	Vic Beasley, Clem (8) ..... 12.0

### INDIVIDUAL SEASON QUARTERBACK SACKS

Pl.	Player	Team	Year	Pos	Gm	Yds	Tot
1.	Peter Boulware	FSU	1996	DE	11	101	19.0
2.	Charles Bowser	Duke	1981	DE	11	--	17.5
3.	Lawrence Taylor	UNC	1980	LB	11	127	16.0
	Keith Adams	Clem.	1999	LB	11	122	16.0
	Andre Wadsworth	FSU	1997	DE	11	91	16.0
6.	Da'Quan Bowers	Clem.	2010	DE	13	112	15.5
7.	Julius Peppers	UNC	2000	DE	11	117	15.0
	Pat Swilling	GT	1985	DE	11	119	15.0
	Chris Slade	UVa	1992	DE	11	128	15.0
	Patrick Kerney	UVa	1998	DE	11	79	15.0
	Mike McCrary	WF	1992	DE	11	108	15.0



# ACC FOOTBALL TEAM RECORDS

## ACC Team Records

Following are the ACC's single game and season team football records since the 1953 season. Beginning in 2002, in conjunction with the NCAA, bowl games were included in the final statistics. Prior to 2002, season totals do not reflect Bowl games. NCAA records are noted.

### TOTAL OFFENSE

#### SINGLE GAME - TOTAL OFFENSE

**Most Plays:**

105 by Maryland (10) vs. NC State (14), Sept. 12, 1992 (48 rush, 57 pass, 501 yards)

**Fewest Plays:** 38 by Clemson (33) vs. Presbyterian (0), Sept. 17, 1955 (24 rush, 14 pass)**Most Yards Gained:**

858 by Florida State (69) vs. Maryland (21), Nov. 7, 1992 (396 rush, 462 pass)

**Fewest Yards Gained:**

29 by Maryland (0) vs. Syracuse (29), Oct. 3, 1959 (8 rush, 21 pass)

**Most Yards Gained - Losing Team:**

664 by NC State (37) vs. Miami (44) Sept. 29, 2012

**Highest Average Gain Per Play:**

13.5 by Georgia Tech (66) vs. Kansas (24), Sept. 17, 2011 (768 yards on 57 plays)

10.4 by Miami (45) vs. Georgia Tech (30), Oct. 5, 2013 (551 yards on 53 plays)

**Most Yards Gained - Two Teams:**

1,351 by Clemson (754) & NC State (597) Nov. 17, 2012.

#### SINGLE GAME - TOTAL DEFENSE

**Fewest Yards Allowed:**

17 by NC State (67) vs. Western Carolina (0), Sept. 1, 1990 (-4 run, 21 pass)

**Most Yards Allowed:**

858 by Maryland (21) vs. Florida State (69), Nov. 14, 1992 (396 run, 462 pass)

#### SEASON - TOTAL OFFENSE

**Most Yards Gained:**

7,267 by Florida State, 2013 (2,844 run, 4,423 pass, 947 plays in 14 games)

**Most Yards Gained Per Game:**

550.7 by Florida State, 1995 (6,058 yards in 11 games)

**Fewest Yards Gained:**

1,650 by Wake Forest, 1963 (876 run, 774 pass in 10 games)

**Fewest Yards Per Game:**

165.0 by Wake Forest, 1963 (1,650 in 10 games)

**Most Yards Per Play:**

7.67 by Florida State, 2013 (947 plays for 7,267 yards)

**Fewest Yards Per Play:**

2.8 by Wake Forest, 1963 (590 for 1650 yards)

**Most Plays:**

1062 by Clemson, 2012 (6665 yards in 13 games)

1055 by Clemson, 2011 (6171 yards in 14 games)

1037 by Clemson, 2013 (6600 yards in 13 games)

1016 by Duke, 2013 (5966 yards in 14 games)

993 by Georgia Tech, 2014 (6671 yards in 14 games)

990 by Wake Forest, 2002 (5,305 yards in 13 games)

**Most Plays Per Game:**

85.9 by Maryland, 1992 (945 in 11 games)

#### SEASON - TOTAL DEFENSE

**Fewest Yards Allowed:**

1,691 yards by Maryland, 1955 (759 run, 932 pass in 10 games)

**Fewest Yards Allowed Per Game:**

169.1 by Maryland, 1953 (1,691 in 10 games)

**Most Yards Allowed:**

6,472 by North Carolina, 2014 (3,126 run, 3,346 pass in 13 games)

**Most Yards Allowed Per Game:**

553.0 by Maryland, 1993 (6,083 in 11 games)  
NCAA Record

**Fewest Yards Allowed Per Play:**

3.25 by Florida State, 1996 (776 plays, 2,524 yards)

**Most Yards Allowed Per Play:**

7.32 by Maryland, 1993 (830 plays, 6,083 yards)  
NCAA Record

**Fewest Plays Allowed:**

518 by Clemson, 1953 (9 games)

**Fewest Plays Allowed Per Game:**

52.8 by Clemson, 1954 (528 in 10 games)

## RUSHING

#### SINGLE GAME - RUSHING OFFENSE

**Most Rushes:**

94 by Wake Forest (51) vs. Tulsa (21) Oct. 16, 1971 (528 yards)

**Fewest Rushes:**

10 by Wake Forest (23) vs. NC State (52) Nov. 18, 1995 (13 yards)

**Most Yards Gained Rushing:**

604 by Georgia Tech (66) vs. Kansas (24), Sept. 17, 2011 (50 attempts)

582 by Maryland (62) vs. Virginia (24) Nov. 22, 1975 (67 attempts)

**Fewest Yards Rushing:**

Minus 58 by Maryland (7) vs. Navy (19) Nov. 6, 1965 (21 attempts)

**Highest Average Per Rush:**

12.08 by Georgia Tech (66) vs. Kansas (24), Sept. 17, 2011 (604 yards on 50 attempts)

9.5 by Clemson (34) vs. Georgia Tech (39)

Dec. 5, 2010 (323 yards on 34 attempts)

ACC Championship Game

**Most Touchdowns by Rush:**

10 by Clemson (82) vs. Wake Forest (24) Oct. 31, 1981

**Most Yards Rushing - Losing Team:**

445 by Maryland (30) vs. Virginia (34) Nov. 20, 1999

**Most Yards Rushing - Two Teams:**

933 by Maryland (582) & Virginia (351) Nov. 22, 1975

#### SINGLE GAME - RUSHING DEFENSE

**Fewest Yards Allowed:**

Minus 56 yards by Georgia Tech (52) vs. Tulsa

(10), Jan. 3, 2004 (26 attempts)

**Most Yards Allowed:**

582 by Virginia (24) vs. Maryland (62), Nov. 22, 1975 (67 attempts)

#### SEASON - RUSHING OFFENSE

**Most Rushing Attempts:**

808 by Georgia Tech, 2012 (14 games, 4,357 yards)

**Most Yards Gained:**

4,789 by Georgia Tech, 2014 (14 games, 342.1 average)

**Most Touchdowns by Run:**

48 by Georgia Tech, 2012 (808 attempts, 14 games)

**Highest Average Per Rush:**

6.1 by Georgia Tech, 2014 (4,789 yards on 790 attempts)

**Highest Per Game Average:**

342.1 by Georgia Tech, 2014 (4,789 yards in 14 games)

**Most Rushing Attempts Per Game:**

67.6 by Wake Forest, 1971 (744 attempts, 3,344 yards in 11 games)

**Fewest Yards Gained:**

479 by Wake Forest, 2014, (383 attempts, 12 games)

**Lowest Average Per Rush:**

1.25 by Wake Forest, 2014 (479 yards on 383 attempts)

**Fewest Yards Gained Per Game:**

39.9 by Wake Forest, 2014 (479 yards in 12 games)

**Fewest Touchdowns by Run:**

2 by Maryland, 1967 (405 attempts, nine games)

**Single-Season Per-Game Improvement:**

+177.5 yards per game by North Carolina, 1986 (averaged 135.0 per game in 1985 & 252.5 per game in 1986)

#### SEASON - RUSHING DEFENSE

**Fewest Yards Allowed:**

571 by Florida State, 1997 (11 games, 51.9 per game average)

**Fewest Yards Allowed Per Game:**

51.9 by Florida State, 1997 (571 yards, 11 games)

**Lowest Rush Per Play Allowed:**

1.51 by Florida State, 1997 (571 yards on 379 attempts)

**Fewest Rushing Touchdowns Allowed:**

3 by Florida State, 1992 (11 games)

**Most Yards Allowed:**

4,158 by Virginia, 1975 (378.0 average, 11 games)

**Most Yards Allowed Per Game:**

378.0 by Virginia, 1975 (4,158 yards, 11 games)

**Highest Rush Per Play Allowed:**

6.30 by Maryland, 1993 (3,490 yards on 554 attempts)

**Most Rushing Touchdowns Allowed:**

47 by Virginia, 1975 (11 games)





## ACC Archives

Led by Florida State's 10 returns for touchdowns, the ACC set a league record for most non-offensive touchdowns in 2013. In all, league players converted 11 punt returns and one blocked punt; eight kickoff returns; 22 interception returns; eight fumble returns and one blocked field goal into touchdowns for a total of 52 non-offensive scores. The previous mark of 47 non-offensive TDs had been set in 2009. Duke CB DeVon Edwards did his part with three returns for scores in one game, returning a pair of interceptions and a kickoff for TDs against NC State.

### PASSING

#### SINGLE GAME - PASSING OFFENSE

##### Most Passes Attempted:

78 by Wake Forest (26) vs. Duke (42), Oct. 28, 1995 (completed 55 for 478 yards)

##### Most Passes Completed:

55 by Wake Forest (26) vs. Duke (42), Oct. 28, 1995 (attempted 78 for 478 yards)

##### Most Yards Gained:

566 by Miami (44) vs. NC State (37), Sept. 29, 2012 (completed 26 of 49)

##### Most Touchdown Passes:

7 by Florida State (77) vs. NC State (17), Sept. 16, 1995

##### Fewest Passes Completed:

0 by many teams. Most recent: by Wake Forest (12) vs. Virginia (15), Nov. 18, 1972

##### Best Completion Percentage:

(Min. 10 att.) 1.000% by North Carolina (59) vs. William & Mary (36), Oct. 5, 1991 (11 of 11, 152 yards); by Wake Forest (29) vs. Navy (19), Dec. 20, 2008 (EagleBank Bowl) (11 of 11, 166 yards)

(Min. 15 att.) .938% by Duke (6) vs. Georgia Tech (0), Oct. 29, 1960 (15 of 16, 143 yards)

##### Most Passes Had Intercepted:

7 by Duke (7) vs. Navy (40), Nov. 6, 1954; NC State (6) vs. Florida (14), Oct. 3, 1970; Georgia Tech (6) vs. Wake Forest (33), Nov. 21, 1987; Duke (25) vs. Maryland (42), Nov. 14, 1998

##### Most Yards Gained - Losing Team:

556 by Wake Forest (33) vs. Maryland (45), Oct. 17, 1981 (completed 47 of 67)

##### Most Yards Gained - Two Teams:

1,130 by Pitt (58) vs. Duke (55), Sept. 21, 2013 (Pitt 598, Duke 532)

##### Fewest Passing Yards Gained - Two Teams:

16 by Clemson (6) vs. Maryland (6), Nov. 10, 1956 (Clemson 4, Maryland 12)

##### Most Passes Attempted - Two Teams:

112 by Wake Forest (28) vs. Boston College (38), Sept. 1, 2007 (Wake Forest (60), Boston College (52))

##### Most Consecutive Passes

##### Attempted Without a Rushing Play:

32 by NC State (26) vs. Duke (35), Nov. 11, 1989 (3rd & 4th quarters, completed 16)

#### SINGLE GAME - PASSING DEFENSE

##### Most Passes Intercepted By:

7 by NC State (28) vs. Iowa (20), Nov. 21, 1965; Wake Forest (33) vs. Georgia Tech (6), Nov. 21, 1987; Maryland (42) vs. Duke (25), Nov. 14, 1998

##### Fewest Yards Allowed:

Minus 1 by Duke (7) vs. Wake Forest (7), Nov. 10, 1973; Maryland (6) vs. Clemson (6), Oct. 10, 1956

#### SEASON - PASSING OFFENSE

##### Most Passes Attempted:

659 by Boston College, 2007 (390 completed, 4,535 yards, 31 TDs)

##### Most Passes Completed:

390 by Boston College, 2007 (659 attempted, 4,535 yards, 31 TDs)

##### Most Yards Gained:

4,608 by Florida State, 2000 (completed 290 of 469, 36 TDs, 12 games)

##### Most Yards Gained Per Game:

384.0 by Florida State, 2000 (290 of 496 for 4,608 yards, 36 TDs in 12 games)

##### Most Touchdown Passes:

42 by Florida State, 2013 (14 games)

##### Most Touchdown Passes Per Game:

3.18 by Florida State, 1995 (36 TDs in 11 games)

##### Highest Completion Percentage:

.720 by NC State, 2003 (357 of 496, 4,580 yards, 35 TDs in 13 games)

##### Fewest Passes Attempted:

72 by Clemson, 1956 (21 completed, 321 yards, 1 TD)

##### Fewest Passes Completed:

21 by Clemson, 1956 (72 attempted, 321 yards 1 TD)

##### Fewest Yards Gained:

321 by Clemson, 1956 (completed 21 of 72, 1 TD)

##### Fewest Yards Per Game:

30.9 by Wake Forest, 1971 (32 of 80 for 340 yards in 11 games)

##### Fewest Touchdown Passes:

0 by Wake Forest, 1957 (10 games)

##### Lowest Completion Percentage:

29.2% by Clemson, 1956 (21 of 72 for 346 yards)

##### Most Passes had Intercepted:

34 by Virginia, 1972 (153 of 372 for 2,011 yards, 15 TDs)

##### Highest Interception Percentage:

14.1% by South Carolina, 1954 (19 of 135)

##### Fewest Passes had Intercepted:

2 by Virginia, 1991 (162 of 269 for 2,333 yards, 22 TDs)

##### Lowest Interception Percentage:

0.70 by Virginia, 1991 (2 in 269 attempts)

#### SEASON - PASSING DEFENSE

##### Most Passes Attempted Against:

518 vs. Virginia Tech, 2007 (277 completed for 2,944 yards, 10 TDs 14 games)

##### Most Passes Completed Against:

332 vs. Boston College, 2007 (332 completed for 3,554 yards, 21 TDs 13 games)

##### Most Yards Allowed:

3,693 vs. NC State, 2003 (305 of 516 for 3,693 yards, 28 TDs 13 games)

##### Most Yards Allowed Per Game:

296.3 by Georgia Tech, 1997 (257 of 402, 3,259 yards, 23 TDs, 11 games)

##### Fewest Passes Attempted Against:

95 vs. NC State, 1956 (44 completed for 530 yards, 5 TDs, 10 games)

##### Fewest Pass Completed Against:

43 vs. South Carolina, 1956 (107 attempted for 476 yards, 10 games)

##### Fewest Yards Allowed:

476 by South Carolina, 1956 (43 of 107, 10 games)

##### Fewest Yards Allowed Per Game:

47.6 by South Carolina, 1956 (476 in 10 games)

##### Most Touchdown Passes Allowed:

31, North Carolina, 2014 (230 of 392 for 3,346 yards in 13 games)

##### Fewest Touchdown Passes Allowed:

0 vs. Clemson, 1956 (10 games)

##### Most Passes Intercepted By:

30 by Maryland, 1955 (10 games)

##### Fewest Passes Intercepted By:

4 by South Carolina, 1955 (10 games); by Miami, 2008 (13 games); by Maryland, 2012 (12 games), by Virginia (12 games)

##### Lowest Completion Percentage:

.329 vs. Wake Forest, 1956 (47 of 143 for 497 yards, 1 TD, 10 games)

##### Highest Completion Percentage Allowed:

.667 vs. Duke, 1993 (194 of 291 for 2,624 yards, 22 TDs, 11 games)



# ACC FOOTBALL TEAM RECORDS

## SCORING

### SINGLE GAME

**Most Points Scored:**

82 by Clemson (82) vs. Wake Forest (24), Oct. 31, 1981 (10 TD run, 2 TD pass, 10 PAT)

**Most Points Scored Two Teams:**

118 by Georgia Tech (68) & North Carolina (50), Nov. 10, 2012

113 by Pitt (58) & Duke (55)

Sept. 21, 2013

110 by Clemson (62) & NC State (48),

Nov. 17, 2012

110 by Virginia (63) & Tulane (47),

Nov. 16, 1968

**Most Points Scored Two ACC Teams:**

118 by Georgia Tech (68) & North Carolina (50), Nov. 10, 2012

**Fewest Points Scored - Two Teams:**

0 by NC State vs. Miami, Oct. 18, 1957

**Fewest Points Scored - Two ACC Teams:**

3 by Duke (3) vs. Wake Forest (0), Nov. 11, 1978

**Most Points Scored by Losing Team:**

55 by Duke (55) vs. Pitt (58), Sept. 21, 2013

**Fewest Points Scored by Winning Team:**

3 by Clemson (3) vs. Duke (2), Oct. 16, 1965; NC State (3) vs. Florida State (0), Nov. 13, 1965; Duke (3) vs. Wake Forest (0), Nov. 11, 1978

**Margin of Victory:**

70 by Georgia Tech (70) vs. Elon (0), Aug. 31, 2013; Miami (77) vs. Savannah State (7), Sept. 21, 2013

**Most Points in a Tie Game:**

86 by Duke (43) & NC State (43), Nov. 12, 1988

**Fewest Points in a Tie Game:**

0 by NC State (0) vs. Miami (0), Oct. 18, 1957

**Most Points in One Quarter:**

39 by Maryland (59) vs. North Carolina (21), Nov. 1, 2003 (2nd quarter)

**Most Points in One Half:**

56 by Florida State (70) vs. Tulane (7), Nov. 14, 1992

**Most Points Scored by Both Teams in a One Point Decision:**

89 by North Carolina (45) vs. Duke (44), Nov. 25, 2006

**Most Touchdowns Scored:**

12 by Clemson (82) vs. Wake Forest (24), Oct. 31, 1981 (10 run, 2 pass)

**Most Extra Points by Kicking:**

11 by Florida State (77) vs. NC State (17), Sept. 16, 1995 (11 attempted); by North Carolina (80) vs. Old Dominion (20), Nov. 23, 2013; by Florida State (80) vs. Idaho (14), Nov. 23, 2013.

**Most Defensive Extra Points Scored:**

1 by Georgia Tech (19) vs. Duke (30), Oct. 28, 1989; Virginia (27) vs. NC State (30), Nov. 25, 1994; Duke (19) vs. Maryland (22), Oct. 26, 1996; Virginia Tech (30) vs. Boston College (16), Dec. 1, 2007; Florida State (34) vs. Virginia (14), Dec. 4, 2010; Duke (46) vs. FIU (26), Sept. 1, 2012

**Most Field Goals Made:**

6 by Clemson vs. Texas A&M, Sept. 3, 2005 (att. 6); North Carolina (38) vs. Duke (0), Nov. 20, 1999 (att. 6); Duke (18) vs. Clemson (18), Oct. 16, 1976 (att. 7); Clemson (25) vs. Boston College (7), Sept. 19, 2009 (att. 6)

**Most Field Goals Attempted:**

7 by Duke (18) vs. Clemson (18), Oct. 16, 1976

(made 6); Georgia Tech (27), NC State (17), Oct. 20, 2001

**Most Field Goals Attempted - Two Teams:**

12 by Clemson (6) vs. Georgia (6), Sept. 17, 1983 (made 6)

### SEASON - SCORING OFFENSE

**Most Points Scored:**

723 by Florida State, 2013 (14 games, 51.6 average)

**Highest Scoring Average:**

51.6 by Florida State, 2013 (723 points in 14 games)

**Widest Scoring Margin:**

39.5 by Florida State, 2013 (51.6 to 12.1)

**Fewest Points Scored:**

37 by Wake Forest, 1963 (10 games, 3.7 average)

**Lowest Scoring Average:**

3.7 by Wake Forest, 1963 (37 points in 10 games)

**Widest Scoring Deficit:**

28.1 by Wake Forest, 1963 (3.7 to 31.8)

**Most Touchdowns Scored:**

94 by Florida State, 2013 (42 run, 42 pass, 10 return in 14 games)

**Most Touchdowns Per Game:**

6.71 by Florida State, 2013 (42 run, 42 pass, 10 return in 14 games)

**Fewest Touchdowns Scored:**

5 by Wake Forest, 1963 (4 rush, 1 pass)

**Most Extra Points Made by Kicking:**

94 by Florida State, 2013 (attempted 94)

**Most Extra Points Attempted by Kicking:**

94 by Florida State, 2013 (made 94)

**Most Field Goals Made:**

27 by Florida State, 1998 (attempted 32); by Florida State, 2007 (attempted 34); by Florida State, 2014 (attempted 30).

**Most Field Goals Attempted:**

34 by Florida State, 2007 (made 27)

### SEASON - SCORING DEFENSE

**Fewest Points Allowed:**

31 by Maryland, 1953 (10 games, 3.1 average)

**Fewest Points Allowed Per Game:**

3.1 by Maryland, 1953 (31 points, 10 games)

**Most Points Allowed:**

507 by North Carolina, 2014 (39.0 points per game in 13 games)

**Most Points Allowed Per Game:**

44.6 by Duke, 2001 (491 points in 11 games)

**Fewest Touchdowns Allowed:**

5 by Maryland, 1953 (4 rush, 1 pass)

**Most Touchdowns Allowed:**

67 by North Carolina, 2014 (33 rush, 31 pass, 3 returns)

## PUNTING

### SINGLE GAME - PUNTING

**Most Punts:**

15 by Virginia (24) vs. South Carolina (16), Sept. 9, 1972 (518 yards, 1 blocked)

**Most Yards Punting:**

601 by Wake Forest (0) vs. Maryland (37), Oct. 20, 1973 (13 punts)

**Best Punting Average:**

56.7 by Clemson (37) vs. Wake Forest (14), Nov. 3, 1984 (3 for 170 yards)

### SEASON - PUNTING

**Most Punts Attempted:**

96 by Wake Forest, 2012 (3,867 yards, 40.3 average, 12 games)

**Least Punts Attempted:**

31 by Georgia Tech, 1999 (1,326 yards, 42.8 average)

**Best Net Punting Average:**

43.9 by NC State, 1976 (47 punts for 2,168 yards, 19 returns for 104 yards)

**Worst Net Punting Average:**

25.1 by Duke, 1955 (41 punts for 1,292 yards, 22 returns for 262 yards)

## PUNT RETURNS

### SINGLE GAME - PUNT RETURNS

**Most Punt Returns:**

11 by Clemson (33) vs. Georgia Tech (12), Sept. 26, 1987 (227 yards)

**Most Punt Return Yardage:**

260 by North Carolina (62) vs. Elon (0), Sept. 1, 2012 (9 returns)

227 by Clemson (33) vs. Georgia Tech (12), Sept. 26, 1987 (11 returns)

**Most Punts Returned For Touchdowns:**

2 by Duke (28) vs. Navy (16), Oct. 1, 1977; 2 by North Carolina (42) vs. Tulane (10), Nov. 13, 1993; 2 by Miami (48) vs. Louisiana Tech (0), Sept. 18, 2004; 2 by North Carolina (34) vs. Pitt (27), Nov. 16, 2013.

### SEASON - PUNT RETURNS

**Most Punt Returns:**

56 by Maryland, 1973 (608 yards, 10.9 average)

**Most Punt Return Yardage:**

801 by Florida State, 2005 (54 for 14.8 average)

**Highest Punt Return Average:**

23.7 by North Carolina, 1955 (16 for 379 yards)

**Most Punt Returns for Touchdowns:**

7 by Miami, 2004 (42 returns in 12 games)

## KICKOFF RETURNS

### SINGLE GAME - KICKOFF RETURNS

**Most Kickoff Returns:**

11 by North Carolina (50) vs. Georgia Tech (68), Nov. 10, 2012 (267 yards)

**Most Kickoff Return Yardage:**

286 by Clemson (22) vs. Florida State (41), Sept. 25, 2004 (7 returns)

### SEASON - KICKOFF RETURNS

**Most Kickoff Returns:**

69 by Maryland, 1993 (1,211 yards, 17.6 average in 11 games); 69 by Wake Forest (1,420 yards, 20.6 average in 12 games).

**Most Kickoff Return Yardage:**

1,505 by Miami, 2013 (60 ret., 25.1 avg. in 13 games)

**Highest Kickoff Return Average:**

30.8 by Florida State, 1992 (26 for 801)

**Most Kickoff Returns for TDs:**

4 by Clemson, 2009 (46 returns)



## Fewest Kickoff Returns:

15 by Maryland, 1953 (352 yards, 23.4 average, 1 TD)

## Consecutive Games not Allowing a TD Return:

323 games by Virginia (Sept. 21, 1974 to Sept. 7, 2002)

## FIRST DOWNS

### SINGLE GAME - FIRST DOWNS

#### Most First Downs:

40 by Florida State (69) vs. Maryland (21), Nov. 7, 1992 (16 run, 22 pass, 2 penalty)

#### Most First Downs Rushing:

32 by Wake Forest (51) vs. Tulsa (21) Oct. 16, 1971

#### Most First Downs Passing:

27 by Wake Forest (35) vs. Georgia Tech (63), Nov. 21, 1998

#### Most First Downs Penalty:

8 by Virginia vs. Boston College, Oct. 8, 2005.

#### Most First Downs - Two Teams:

64 by Wake Forest 37 (35) & Georgia Tech 27 (63), Nov. 21, 1998

### SEASON - FIRST DOWNS

#### Most First Downs:

357 by Florida State, 2013 (139 run, 194 pass, 24 penalties)

#### Most First Downs Rushing:

259 by Georgia Tech, 2014 (14 games)

#### Most First Downs Passing:

211 by Boston College, 2007 (14 games)

#### Most First Downs Penalty:

37 by Clemson, 2003 (13 games)

#### Most First Downs Allowed:

316 by North Carolina, 2014 (13 games) (154 run, 138 pass, 24 penalties)

#### Fewest First Downs Gained:

84 by NC State, 1953 (51 run, 27 pass, 6 penalties)

#### Fewest First Downs Allowed:

96 by Clemson, 1954 (59 run, 28 pass, 9 penalty)

## TURNOVERS & PENALTIES

### SINGLE GAME - TURNOVERS

#### Most Turnovers:

9 by Wake Forest (0) vs. Duke (26), Nov. 17, 1956 (8 fumbles, 1 interception)

#### Most Fumbles:

14 by Clemson (33) vs. Presbyterian (7), Sept. 19, 1953 (lost 5)

#### Most Fumbles Lost:

8 by Wake Forest (0) vs. Duke (26), Nov. 17, 1956 (fumbled 12 times)

#### Most Fumbles - Two Teams:

16 by Wake Forest (12) vs. Duke (4), Nov. 17, 1956

#### Most Fumbles Lost - Two Teams:

11 by Wake Forest (8) vs. Duke (3), Nov. 17, 1956

### SEASON - TURNOVERS

#### Most Turnovers By:

47 by Virginia, 1972 (13 fumbles, 34 interceptions); Maryland, 1970 (27 fumbles, 20 interceptions)

#### Most Fumbles By:

52 by NC State, 1976 (lost 22)

#### Most Fumbles Lost:

27 by Maryland, 1970 (47 turnovers)

#### Least Fumbles By:

11 by Florida State, 1999 (lost 4); Georgia Tech, 1985 (lost 8)

#### Fewest Fumbles Lost:

2 by Clemson, 1994 (17 fumbles)

#### Most Opponents Turnovers:

42 by Virginia, 1979 (18 fumbles, 24 interceptions)

#### Most Opponent Fumbles:

43 vs. NC State, 1970 (recovered 23)

#### Most Opponent Fumbles Recovered:

23 by NC State, 1970

#### Most Opponent Fumbles Returned for TD:

7 by Georgia Tech, 1998 NCAA Record

### SINGLE GAME - PENALTIES

#### Most Penalties:

20 by Clemson vs. NC State, Oct. 13, 2001 (181 yards); Florida State vs. Duke, Oct. 11, 1997 (138 yards); Duke vs. Clemson, Nov. 8, 1969 (201 yards)

#### Most Penalty Yardage:

231 by Virginia vs. Davidson, Oct. 5, 1968 (17 penalties)

### SEASON - PENALTIES

#### Most Penalties:

123 by Florida State, 2000 (1,130 yards)

#### Most Penalty Yardage:

1,130 by Florida State, 2000 (12 games)

#### Fewest Penalties:

27 by Wake Forest, 1960 (288 yards)

#### Fewest Yards Penalized:

279 by Wake Forest, 1966 (29 penalties)

## UNC's Ryan Switzer Tied National Record For by Punt Return TDs

True freshman Ryan Switzer tied the national single-season record for punt returns for touchdowns in a single season and set an ACC mark with five punt returns for scores in 2013. Switzer actually accomplished his feat in the final six games of the season. He began the streak with a return of a punt 85 yards for a score against Virginia on Nov. 9; had returns of 61 and 65 yards against Pitt on Nov. 16; a 64-yarder for a score against Old Dominion on Nov. 23; and an 86-yarder against Cincinnati in the Belk Bowl on Dec. 28.

## Miscellaneous Records

### Most Wins in a Season:

14 by Florida State, 2013 (14-0)

### Most Losses in a Season:

12 by Duke, 2006 (0-12)

### Consecutive Victories (all games):

29 by Florida State, 2012-2014  
17 by Florida State, 1999 & 2000.  
16 by Florida State, 1992 & 1993;

### Consecutive Defeats (all games):

28 by Virginia, 1958-1960

### Consecutive Victories (ACC games):

29 by Florida State, 1992-1995  
23 by Florida State, 2012-\*\* (current)

### Consecutive Defeats (ACC games):

30 by Duke, 1999-2003

### Consecutive Games Scored:

232 by Florida State, 1988-2006 (Virginia Tech has current streak of 257 beginning in 1995, but only 98 are in ACC)

### Consecutive Shutouts by Defense:

4 by Clemson, 1959

### Consecutive Times Shutout:

6 by Wake Forest, 1963

### Most Shutouts in a Season:

6 by Maryland, 1953

### Most Times Shutout in a Season:

7 by Wake Forest, 1963

### Consecutive Shutouts (ACC games):

4 by Clemson, 1959

### Consecutive Times Shutout (ACC games):

4 by Wake Forest, 1963

### Consecutive Quarters Opponents Held Scoreless:

16 by Clemson, 1959

### Consecutive Quarters Shutout:

26 by Wake Forest, 1963

### Consecutive Non-Losing ACC Seasons:

20 by Georgia Tech, 1995 through 2014 (current)

### Consecutive Non-Winning ACC Seasons:

18 by Duke, 1995-2012

### Consecutive 10-Win Seasons:

9 by Florida State (1992-2000) in ACC

13 by Florida State (1987-2000) Overall

### Most Improved Won-Lost Record:

7 games by Wake Forest (twice) (1-10 in 1978, 8-4-0 in 1979) and (4-7 in 2005 to 11-3 in 2006); Maryland (2-10 in 2008 to 9-4 in 2010)

### Largest Deficit Overcome to Win a Game:

31 by Maryland (42) vs. Miami, Fla., (40), Nov. 10, 1984 (trailed 31-0 with 12:35 remaining in 3rd quarter)

### Largest Deficit Overcome in ACC Game:

28 by Clemson (29) vs. Virginia (28), Oct. 10, 1992 (trailed 28-0 with 1:53 remaining in 2nd quarter);  
27 by NC State (56) vs. Maryland (41), Nov. 26, 2011 (trailed by 27 with 10:50 remaining in 3rd quarter)

### Most Wins for First-Year Head Coach:

11 by Jeff Jagodzinski, Boston College, 2007 (11-3).

### Consecutive Wins to Open Season for First-Year Head Coach:

8 by Jeff Jagodzinski, Boston College, 2007.

### Most 30-Point Games in a Season:

88 in 2014

### Most 40 Point Games in a Season:

47 in 2013

### Most Non-Offensive Touchdowns in a Season:

52 in 2013 (12 punt returns --one blocked; 8 kickoff returns; 22 pass interception returns; 9 fumble returns; one blocked field goal).



# ACC ANNUAL TEAM LEADERS

Following are the ACC's annual team statistical leaders from 1953 through 2013. All categories, with the exception of pass defense are determined by per game averages. Pass defense leaders were ranked by yards per game from 1953-91. Starting with the 1992 season the passing efficiency formula became the method of determination. Bold Denotes ACC Record. \* Denotes NCAA leader.

Total Offense					
Year	Team	W-L	G	Yds	Avg
1953	Maryland	10-1	10	3595	359.5
1954	Maryland	7-2-1	10	3329	332.9
1955	Clemson	7-3	10	3057	305.7
1956	Duke	5-4-1	10	3143	314.3
1957	Clemson	7-3	10	3277	327.7
1958	North Carolina	6-4	10	3198	319.8
1959	Wake Forest	6-4	10	3139	313.9
1960	Clemson	6-4	10	3060	306.0
1961	Clemson	5-5	10	3075	307.5
1962	Maryland	6-4	10	3069	306.9
1963	North Carolina	9-2	10	3414	341.4
1964	Wake Forest	5-5	10	3166	316.6
1965	Duke	6-4	10	3464	346.4
1966	Virginia	4-6	10	3083	308.3
1967	Clemson	6-4	10	3121	312.1
1968	Virginia	7-3	10	4394	439.4
1969	North Carolina	5-5	10	3662	366.2
1970	North Carolina	8-4	11	4523	411.2
1971	North Carolina	9-3	11	4015	365.0
1972	NC State	8-3-1	11	4758	432.5
1973	NC State	9-3	11	4509	409.9
1974	North Carolina	7-5	11	4691	426.5
1975	Maryland	9-2-1	11	4127	375.2
1976	Maryland	11-1	11	4092	372.0
1977	NC State	8-4	11	4180	380.0
1978	Clemson	11-1	11	4804	436.7
1979	Wake Forest	8-4	11	4219	383.3
1980	North Carolina	11-1	11	4018	365.3
1981	North Carolina	10-2	11	4573	415.7
1982	Duke	6-5	11	4990	453.6
1983	North Carolina	8-4	11	4860	441.8
1984	Maryland	9-3	11	4910	446.4
1985	Maryland	9-3	11	4514	410.4
1986	North Carolina	7-4-1	11	4796	436.0
1987	Duke	5-6	11	4609	419.0
1988	Duke	7-3-1	11	5107	464.4
1989	Duke	8-4	11	5519	501.7
1990	Virginia	8-4	11	5516	501.5
1991	Clemson	9-2-1	11	4507	409.7
1992	Maryland	3-8	11	5131	466.5
1993	Florida State	12-1	12	6576	548.0
1994	Florida State	10-1-1	11	5314	483.1
1995	Florida State	10-2	11	6067	551.5
1996	Florida State	11-1	11	4499	409.0
1997	Florida State	11-1	11	4973	452.1
1998	NC State	7-5	11	4871	442.8
1999	Georgia Tech	8-4	11	5599	509.0
2000	Florida State	10-2	11	<b>6588</b>	<b>549.0</b>
2001	Maryland	10-2	11	4837	439.7
2002	Wake Forest	7-6	13	5305	408.1
2003	NC State	8-5	13	5891	453.2
2004	Virginia	8-4	12	5081	423.4
2005	Boston College	9-3	12	4653	398.8
2006	Clemson	8-5	13	5342	410.9
2007	Boston College	11-3	14	5951	425.1
2008	Georgia Tech	9-4	13	4842	372.5
2009	Georgia Tech	11-3	14	5910	422.1
2010	Miami	7-6	13	5477	421.3
2011	Georgia Tech	8-5	13	5964	458.8
2012	Clemson	11-2	13	6665	512.7
2013	Florida State (6)	14-0	14	7267	519.1
2014	Georgia Tech (19)	11-3	14	6671	476.5

Total Defense					
Year	Team	W-L	G	Yds	Avg
1953	Maryland	10-1	10	1942	194.2
1954	Clemson	5-5	10	1761	176.1
1955	<b>Maryland</b>	<b>10-1</b>	<b>10</b>	<b>1691</b>	<b>169.1</b>
1956	So. Carolina	7-3	10	1998	199.8
1957	Clemson	7-3	10	2159	215.9
1958	North Carolina	6-4	10	2397	239.7
1959	Clemson	9-2	10	1971	197.1
1960	Clemson	6-4	10	2121	212.1
1961	Duke	7-3	10	2241	224.1
1962	Maryland	6-4	10	2297	229.7
1963	Clemson	5-4-1	10	1847	184.7
1964	North Carolina	5-5	10	2573	257.3
1965	Clemson	5-5	10	2515	251.5
1966	NC State	5-5	10	2749	274.9
1967	NC State	9-2	10	2533	253.3

1968	NC State	6-4	10	3125	321.5
1969	Virginia	3-7	10	2358	235.8
1970	North Carolina	8-4	11	2864	260.4
1971	North Carolina	9-3	11	3062	278.4
1972	Maryland	5-5-1	11	3166	287.8
1973	Maryland	8-4	11	2696	245.1
1974	Maryland	8-4	11	2822	256.5
1975	Maryland	9-2-1	11	2749	249.9
1976	Maryland	11-1	11	2221	201.9
1977	North Carolina	8-3-1	11	2624	238.5
1978	Clemson	11-1	11	2796	254.2
1979	Clemson	8-4	11	2612	237.5
1980	North Carolina	11-1	11	2821	256.5
1981	Clemson	12-0	11	2767	251.3
1982	North Carolina	8-4	11	2602	235.5
1983	North Carolina	8-4	11	3254	295.8
1984	Georgia Tech	6-4-1	11	3490	317.3
1985	Maryland	9-3	11	3356	305.1
1986	Clemson	8-2-2	11	3405	309.5
1987	Clemson	10-2	11	2640	240.0
1988	NC State	8-3-1	11	2907	264.3
1989	Clemson	10-2	11	2947	267.9
1990	Clemson	10-2	11	2836	267.9
1991	Clemson	9-2-1	11	2895	263.2
1992	Florida State	11-1	11	3217	292.5
1993	Florida State	12-1	12	3414	284.5
1994	Florida State	10-1-1	11	2937	267.0
1995	North Carolina	7-5	11	2940	267.3
1996	North Carolina	10-2	11	2482	225.6
1997	North Carolina	11-1	11	2302	209.3
1998	Florida State	11-2	11	2578	234.8
1999	Florida State	12-0	11	3351	304.6
2000	Florida State	10-2	11	3324	277.0
2001	North Carolina	8-5	12	3664	305.3
2002	NC State	11-3	14	4211	300.8
2003	Maryland	10-3	13	4009	308.4
2004	NC State	5-6	11	2435	221.4
2005	Virginia Tech	11-2	13	3219	247.6
2006	Virginia Tech	10-3	13	2853	219.5
2007	Virginia Tech	11-3	14	4157	296.9
2008	Boston College	9-5	14	3754	268.1
2009	North Carolina	8-5	13	3505	269.5
2010	Boston College (13)	7-6	13	4026	309.7
2011	Florida State (4)	9-4	13	3575	275.0
2012	Florida State (2)	12-2	14	3553	253.8
2013	Florida State (3)	14-0	14	3940	281.4
2014	Clemson (1)	10-3	13	3390	260.8

Rushing Offense					
Year	Team	W-L	G	Yds	Avg
1953	Maryland	10-1	10	2578	257.8
1954	Maryland	7-2-1	10	2488	248.8
1955	Clemson	7-3	10	2200	220.0
1956	Duke	5-4-1	10	2544	254.4
1957	Duke	6-3-2	10	2366	236.6
1958	Clemson	8-3	10	2258	225.8
1959	So. Carolina	6-4	10	2066	206.6
1960	So. Carolina	3-6-1	10	1969	196.9
1961	Clemson	5-5	10	1783	178.3
1962	Clemson	6-4	10	2054	205.4
1963	Clemson	5-4-1	10	1959	195.9
1964	Maryland	5-5	10	1866	186.6
1965	Duke	6-4	10	1887	188.7
1966	NC State	9-2	10	1683	168.3
1967	Virginia	5-5	10	2099	209.9
1968	Virginia	7-3	10	2800	280.0
1969	North Carolina	5-5	10	2615	261.5
1970	North Carolina	8-4	11	3137	285.2
1971	<b>Wake Forest</b>	<b>6-5</b>	<b>11</b>	<b>3344</b>	<b>304.0</b>
1972	North Carolina	11-1	11	2684	244.0
1973	NC State	9-3	11	2995	272.3
1974	North Carolina	7-5	11	2925	265.9
1975	North Carolina	3-7-1	11	2466	224.2
1976	Maryland	11-1	11	2874	261.3
1977	NC State	8-4	11	2754	250.4
1978	Clemson	11-1	11	3362	296.5
1979	Clemson	8-4	11	2622	238.4
1980	North Carolina	11-1	11	2977	270.6
1981	North Carolina	10-2	11	3019	274.5
1982	North Carolina	8-4	11	2881	261.9
1983	North Carolina	8-4	11	3046	276.9
1984	Georgia Tech	6-4-1	11	2585	235.0
1985	Virginia	6-5	11	2703	245.7
1986	Clemson	8-2-2	11	3007	273.4
1987	Clemson	10-2	11	2687	244.3
1988	Clemson	10-2	11	3054	277.6
1989	Clemson	10-2	11	2584	234.9
1990	Virginia	8-4	11	2831	257.4
1991	Clemson	9-2-1	11	2813	255.7
1992	Clemson	5-6	11	2828	257.1
1993	North Carolina	10-3	12	3036	253.0
1994	North Carolina	8-4	11	2496	226.9

1995	Clemson	8-4	11	2855	259.8
1996	Clemson	7-5	11	2191	199.2
1997	NC State	6-5	11	1967	178.8
1998	Virginia	9-3	11	2344	213.1
1999	Maryland	5-6	11	2545	231.4
2000	Clemson	9-3	11	2600	236.4
2001	Wake Forest	6-5	11	2438	221.6
2002	Wake Forest	7-6	13	3135	241.2
2003	Wake Forest	5-7	12	2439	203.2
2004	Virginia	8-4	12	2914	242.8
2005	Wake Forest	4-7	11	2173	197.5
2006	Clemson	8-5	13	2832	217.8
2007	Georgia Tech	7-6	13	2591	199.3
2008	Georgia Tech	9-4	13	3552	273.2
2009	Georgia Tech	11-3	14	4136	295.4
2010	Georgia Tech (1)	6-7	13	4203	<b>323.3</b>
2011	Georgia Tech (2)	8-5	13	4114	316.5
2012	Georgia Tech (4)	7-7	14	4357	311.2
2013	Georgia Tech (6)	7-6	13	3891	299.3
2014	Georgia Tech (1)	11-3	14	<b>4789</b>	<b>342.1</b>

Rushing Defense					
Year	Team	W-L	G	Yds	Avg
1953	Maryland	10-1	10	849	*84.9
1954	Clemson	5-5	10	969	96.9
1955	Maryland	10-1	10	761	*75.9
1956	So. Carolina	7-3	10	1522	152.2
1957	Duke	6-3-2	10	1518	151.8
1958	North Carolina	6-4	10	1349	134.9
1959	Clemson	9-2	10	1085	108.5
1960	Clemson	6-4	10	1121	112.1
1961	Clemson	5-5	10	1275	127.5
1962	Clemson	6-4	10	1213	121.3
1963	Clemson	5-4-1	10	931	93.1
1964	North Carolina	5-5	10	1462	146.2
1965	NC State	6-4	10	1254	125.4
1966	Wake Forest	3-7	10	1348	134.8
1967	NC State	9-2	10	1321	132.1
1968	Virginia	7-3	10	1267	126.7
1969	North Carolina	5-5	10	1085	108.5
1970	North Carolina	8-4	11	1048	95.3
1971	North Carolina	9-3	11	1479	134.5
1972	Maryland	5-5-1	11	1513	137.5
1973	Maryland	8-4	11	1233	112.1
1974	Maryland	8-4	11	1471	133.7
1975	Maryland</				

# ACC ANNUAL TEAM LEADERS



Passing Offense					
Year	Team	W-L	G	Yds	Avg
1953	South Carolina...	7-3	10	1334	133.4
1954	Duke.....	8-2-1	10	971	97.1
1955	Wake Forest....	5-4-1	10	1291	129.1
1956	Virginia.....	4-6	10	919	91.9
1957	Clemson.....	7-3	10	1045	104.5
1958	Virginia.....	1-9	10	1386	138.6
1959	Wake Forest.....	6-4	10	1498	149.8
1960	Wake Forest.....	2-8	10	1692	169.2
1961	Maryland.....	7-3	10	1464	146.4
1962	Maryland.....	6-4	10	1480	148.0
1963	North Carolina...	9-2	10	1605	160.5
1964	Virginia.....	5-5	10	1642	164.2
1965	Virginia.....	5-5	10	1879	187.9
1966	Maryland.....	4-6	10	1624	162.4
1967	Maryland.....	0-9	10	1141	114.1
1968	Duke.....	4-6	10	2653	265.3
1969	Clemson.....	4-6	10	1755	175.5
1970	So. Carolina....	4-6-1	11	2440	221.8
1971	Maryland.....	2-9	11	1748	158.9
1972	NC State.....	8-3-1	11	2286	207.8
1973	Virginia.....	4-7	11	1741	158.3
1974	Maryland.....	8-4	11	1977	179.7
1975	Clemson.....	2-9	11	1798	163.5
1976	Virginia.....	2-9	11	1253	113.9
1977	Maryland.....	8-4	11	1792	162.9
1978	Wake Forest.....	1-10	11	1816	165.1
1979	Wake Forest.....	8-4	11	2449	222.6
1980	Wake Forest.....	5-6	11	2634	239.5
1981	Wake Forest.....	4-7	11	2986	271.5
1982	Duke.....	6-5	11	3349	304.5
1983	Duke.....	3-8	11	3132	284.7
1984	Maryland.....	9-3	11	2602	236.5
1985	NC State.....	3-8	11	2845	258.6
1986	Maryland.....	5-5-1	11	2728	248.0
1987	Duke.....	5-6	11	3443	313.0
1988	Duke.....	7-3-1	11	3868	351.6
1989	Duke.....	8-4	11	3553	323.0
1990	Maryland.....	6-5-1	11	2774	252.2
1991	Duke.....	4-6-1	11	2887	262.5
1992	Maryland.....	3-8	11	3628	329.8
1993	Maryland.....	2-9	11	3823	347.5
1994	Florida State... 10-1-1	11	3234	294.0	
1995	Florida State... 10-2	11	3616	328.7	
1996	Wake Forest..... 3-8	11	2795	254.1	
1997	Florida State... 11-1	11	3740	340.0	
1998	NC State..... 7-5	11	3401	309.2	
1999	Florida State... 12-0	11	3332	302.9	
<b>2000</b>	<b>Florida State... 10-2</b>	<b>11</b>	<b>4608</b>	<b>384.0</b>	
2001	Georgia Tech... 8-5	12	3347	278.9	
2002	North Carolina... 3-9	12	3199	266.6	
2003	NC State..... 8-5	13	4580	352.3	
2004	Miami..... 9-3	12	2812	234.3	
2005	Florida State... 8-5	13	3674	282.6	
2006	Boston College.. 10-3	13	3135	241.2	
2007	Boston College.. 11-3	14	4535	323.9	
2008	Clemson..... 7-6	13	2832	217.8	
2009	Duke..... 5-7	12	3660	305.0	
2010	NC State..... 9-4	13	3655	281.2	
2011	Clemson..... 10-4	14	3952	282.3	
2012	Clemson..... 11-2	13	4181	321.6	
2013	Clemson (9)..... 11-2	13	4330	333.1	
2014	Florida State (14) 13-1	14	4246	303.3	

Passing Defense					
Year	Team	W-L	G	Yds	Avg
1953	North Carolina...	4-6	10	782	78.2
1954	Duke.....	8-2-1	10	675	67.5
1955	Duke.....	7-2-1	10	765	76.5
<b>1956</b>	<b>So. Carolina..... 7-3</b>	<b>10</b>	<b>476</b>	<b>47.6</b>	
1957	Clemson.....	7-3	10	597	59.7
1958	Duke.....	5-5	10	1009	100.9
1959	Wake Forest.....	6-4	10	621	62.1
1960	North Carolina...	3-7	10	676	67.6
1961	NC State.....	4-6	10	784	78.4
1962	Wake Forest.....	0-10	10	959	95.9
1963	North Carolina...	9-2	10	844	84.4
1964	NC State.....	5-5	10	1025	102.5
1965	So. Carolina.....	5-5	10	968	96.8
1966	So. Carolina.....	1-9	10	986	98.6
1967	Virginia.....	5-5	10	918	91.8
1968	NC State.....	6-4	10	1465	146.5
1969	Virginia.....	3-7	10	1073	107.3
1970	NC State.....	3-7-1	11	2406	127.8
1971	NC State.....	3-8	11	1202	109.3
1972	Duke.....	5-6	11	1443	131.2
1973	Duke.....	2-8-1	11	1091	99.2

1974	North Carolina...	7-5	11	1175	106.8
1975	NC State.....	7-4-1	11	775	70.5
1976	Maryland.....	11-1	11	1037	94.3
1977	North Carolina...	8-3-1	11	1137	103.4
1978	Clemson.....	11-1	11	1103	100.3
1979	Maryland.....	7-4	11	974	88.5
	Virginia.....	6-5	11	974	88.5
1980	Georgia Tech..	1-9-1	11	1357	123.4
1981	Duke.....	6-5	11	1357	123.4
1982	North Carolina...	8-4	11	1490	135.5
1983	Wake Forest.....	4-7	11	1580	143.6
1984	Wake Forest.....	6-5	11	1822	165.6
1985	Georgia Tech..	9-2-1	11	1640	149.1
1986	Georgia Tech..	5-5-1	11	1506	136.9
1987	Wake Forest.....	7-4	11	1738	158.0
1988	Georgia Tech....	3-8	11	1528	138.9
1989	NC State.....	7-5	11	1846	167.8
1990	Duke.....	4-7	11	1565	142.3
1991	Virginia.....	8-3-1	11	1512	137.5

Starting with 1992 based on pass efficiency rating					
Year	Team	W-L	G	Yds	Avg.
1992	Florida State.....	11-1	11	2114	96.6
1993	Florida State.....	12-1	12	2232	97.9
1994	Florida State... 10-1-1	11	1860	92.9	
1995	Clemson.....	8-4	11	2255	101.1
1996	North Carolina... 10-2	11	1669	83.2	
1997	North Carolina... 11-1	11	1445	81.5	
<b>1998</b>	<b>Florida State... 11-2</b>	<b>12</b>	<b>1620</b>	<b>*79.9</b>	
1999	Florida State.....	12-0	11	2264	105.3
2000	Florida State... 10-2	11	2437	91.7	
2001	North Carolina... 8-5	12	2166	98.9	
2002	NC State (12).... 11-3	14	2457	99.42	
2003	Maryland (17)... 10-3	13	2327	105.86	
<b>2004</b>	<b>NC State (1)..... 5-6</b>	<b>11</b>	<b>1309</b>	<b>*91.77</b>	
<b>2005</b>	<b>Miami (1)..... 9-3</b>	<b>12</b>	<b>1826</b>	<b>*89.48</b>	
2006	Virginia Tech (2) 10-3	13	1667	91.37	
2007	Virginia Tech (5) 11-3	14	2944	99.12	
2008	Clemson (10).... 7-6	13	2243	101.74	
2009	Virginia Tech (8) 10-3	13	2172	99.2	
2010	Miami (5)..... 7-6	13	1957	99.1	
2011	Virginia Tech... 11-3	14	2808	112.0	
2012	Florida State (1) 12-2	14	2266	*95.4	
2013	Florida State (2) 14-0	14	2193	93.8	
2014	Clemson (1)..... 10-3	13	2046	*98.3	

Scoring Offense					
Year	Team	W-L	G	Pts	Avg
1953	Maryland.....	10-1	10	298	29.8
1954	Maryland.....	7-2-1	10	280	28.0
1955	Maryland.....	10-1	10	211	21.1
1956	Duke.....	5-4-1	10	184	18.4
1957	Clemson.....	7-3	10	216	21.6
1958	North Carolina... 6-4	10	195	19.5	
1959	Clemson.....	9-2	10	262	26.2
1960	Clemson.....	6-4	10	197	19.7
1961	Clemson.....	5-5	10	199	19.9
1962	Duke.....	8-2	10	199	19.9
1963	Duke.....	5-4-1	10	230	23.0
1964	North Carolina... 5-5	10	178	17.8	
1965	Duke.....	6-4	10	216	21.6
1966	Virginia.....	4-6	10	214	21.4
1967	NC State.....	9-2	10	200	20.0
1968	Virginia.....	7-3	10	328	32.8
1969	North Carolina... 5-5	10	200	20.0	
1970	North Carolina... 8-4	11	346	31.5	
1971	North Carolina... 9-3	11	285	25.9	
1972	NC State.....	8-3-1	11	360	32.7
1973	NC State.....	9-3	11	365	33.2
1974	North Carolina... 7-5	11	340	30.9	
1975	Maryland.....	9-2-1	11	299	27.2
1976	Maryland.....	11-1	11	273	24.8
1977	Maryland.....	8-4	11	237	21.5
1978	Clemson.....	11-1	11	351	31.9
1979	North Carolina... 8-3-1	11	273	24.8	
1980	North Carolina... 11-1	11	281	25.5	
1981	North Carolina... 10-2	11	344	31.3	
1982	Maryland.....	8-4	11	353	32.1
1983	Clemson.....	9-1-1	11	338	30.7
1984	Maryland.....	9-3	11	352	32.0
1985	Maryland.....	9-3	11	291	26.5
1986	Wake Forest.....	5-6	11	325	29.5
1987	Duke.....	7-3-1	11	301	27.4
1988	Clemson.....	10-2	11	329	29.9
1989	Duke.....	8-4	11	356	32.4
1990	Virginia.....	8-4	11	442	40.2
1991	Virginia.....	8-3-1	11	313	28.5
1992	Florida State.....	11-1	11	419	38.1
1993	Florida State.....	12-1	12	518	43.2

1994	Florida State... 10-1-1	11	406	36.9	
<b>1995</b>	<b>Florida State... 10-2</b>	<b>11</b>	<b>532</b>	<b>48.4</b>	
1996	Florida State.....	11-1	11	426	38.7
1997	Florida State.....	11-1	11	437	39.7
1998	Georgia Tech....	10-2	11	391	35.6
1999	Georgia Tech....	8-4	11	448	40.7
2000	Florida State.....	10-2	11	509	42.4
2001	Maryland.....	10-2	11	390	35.5
2002	NC State.....	11-3	14	460	32.9
2003	NC State.....	8-5	13	489	37.6
2004	Miami.....	9-3	12	380	31.7
2005	Virginia Tech....	11-2	13	440	33.8
2006	Clemson.....	8-5	13	425	32.7
2007	Clemson.....	9-4	13	430	33.1
2008	Florida State.....	9-4	13	434	33.4
2009	Georgia Tech....	11-3	14	473	33.8
2010	Virginia Tech....	11-3	14	474	33.9
2011	Georgia Tech....	8-5	13	446	34.3
2012	Clemson (6).....	11-2	13	533	41.0
2013	Florida State (2) 14-0	14	723	51.6	
2014	Georgia Tech (1) 11-3	14	530	37.9	

Scoring Defense					
Year	Team	W-L	G	Pts	Avg
<b>1953</b>	<b>Maryland..... 10-1</b>	<b>10</b>	<b>31</b>	<b>*3.1</b>	
1954	Maryland.....	7-2-1	10	67	6.7
1955	Maryland.....	10-1	10	57	5.7
1956	So. Carolina.....	7-3	10	67	6.7
1957	NC State.....	7-1-2	10	67	6.7
1958	North Carolina... 6-4	10	109	10.9	
1959	Clemson.....	9-2	10	96	9.6
1960	Duke.....	8-3	10	108	10.8
1961	Duke.....	7-3	10	106	10.6
1962	Duke.....	8-2	10	105	10.5
1963	NC State.....	8-3	10	91	9.1
1964	Maryland.....	5-5	10	126	12.6
1965	NC State.....	6-4	10	110	11.0
1966	Wake Forest.....	3-7	10	162	16.2
1967	NC State.....	9-2	10	87	8.7
1968	Clemson.....	4-5-1	10	179	17.9
1969	North Carolina... 5-5	10	164	16.4	
1970	North Carolina... 8-4	11	179	16.3	
	NC State.....	3-7-1	11	179	16.3
1971	North Carolina... 9-3	11	145	13.2	
1972	Duke.....	5-6	11	156	14.2
1973	Maryland.....	8-4	11	124	11.3
1974	Maryland.....	8-4	11	97	8.8
1975	Maryland.....	9-2-1	11	150	



# ACC FOOTBALL TEAM SINGLE GAME BESTS

## Scoring

**POINTS SCORED**

82	Clemson (82).....	Wake Forest (24)	1981
80	Florida State (80).....	Idaho (14)	2013
80	North Carolina (80).....	Old Dominion (20)	2013
77	Florida State (77).....	NC State (17)	1995
77	Miami (77).....	Savannah State (7)	2013
74	Maryland (74).....	Missouri (13)	1954
73	Clemson (73).....	South Carolina St. (7)	2014
72	Florida State (72).....	Wake Forest (13)	1995
70	Georgia Tech (70).....	Elon (0)	2013
70	Clemson (70).....	C. Michigan (14)	2007
70	Georgia Tech (70).....	Navy (7)	2001
70	Florida State (70).....	Tulane (7)	1992
70	Florida State (70).....	Duke (26)	1995
69	Virginia (69).....	James Madison (9)	1979
69	Florida State (69).....	Maryland (21)	1992
69	Georgia Tech (69).....	Samford (14)	2007
69	Florida State (69).....	Western Carolina (0)	2008
69	Florida State (69).....	Murray State (3)	2012
68	Georgia Tech (68).....	North Carolina (50)	2012
66	Virginia Tech (66).....	Appalachian St. (13)	2011
66	Georgia Tech (66).....	Kansas (24)	2011
66	North Carolina (66).....	Idaho (0)	2012
66	Georgia Tech (66).....	Alabama A&M (7)	2013
66	Louisville (66).....	Murray State (21)	2014
65	NC State (65).....	Navy (19)	2002
65	NC State (65).....	Murray State (7)	2009

**POINTS SCORED - LOSING TEAM**

55	Duke (55).....	Pitt (58)	2-13
50	North Carolina (50).....	Georgia Tech (68)	2012
48	Duke (48).....	Wake Forest (54)	2010
48	Virginia (48).....	Duke (55)	2010
48	NC State (48).....	Clemson (62)	2012
48	Duke (48).....	Texas A&M (52)	2013
48	Pitt (48).....	Duke (51)	2014
47	N. Carolina (47).....	Syracuse (49)	30T
45	Maryland (45).....	NC State (47)	1994
45	Duke (45).....	NC State (47)	1987
45	Maryland (45).....	Clemson (56)	2011
45	Duke (45).....	Miami (52)	2012
44	Duke (44).....	North Carolina (45)	2006
44	NC State (44).....	Florida State (50)	2003
44	Georgia Tech (44).....	Clemson (47)	2001
44	Florida State (44).....	Georgia Tech (49)	2009
43	Duke (43).....	Navy (46)	2007
43	North Carolina (43).....	Notre Dame (50)	2014
43	Georgia Tech (43).....	North Carolina (48)	2014
42	Clemson (42).....	Georgia Tech (45)	1999
42	Maryland (42).....	North Carolina (59)	1993
42	NC State (42).....	Florida State (45)	2009
41	Maryland (41).....	NC State (56)	2011
41	NC State (41).....	Florida State (56)	2014
40	Duke (40).....	North Carolina (41)	1994
40	North Carolina (40).....	Virginia (44)	1973
40	Miami (40).....	Virginia (41)	2012

**HIGHEST SCORING 1-POINT DECISION**

89	North Carolina (45).....	Duke (44).....	2006
83	N. Illinois (42).....	Wake Forest (41).....	2002
81	North Carolina (41).....	Duke (40).....	1994
81	Virginia (41).....	Miami (40).....	2012
77	Virginia (39).....	Georgia Tech (38).....	2001
77	South Carolina (39).....	Wake Forest (38).....	1980
77	North Carolina (39).....	Duke (38).....	1976
71	North Carolina (36).....	W. & Mary (35).....	1971
69	NC State (35).....	Texas Tech (34).....	1993
69	Clemson (35).....	NC State (34).....	1984
69	NC State (35).....	North Carolina (34).....	1986
67	North Carolina (34).....	NC State (33).....	1972
67	Maryland (33).....	West Virginia (34).....	1992

**MARGIN OF VICTORY**

70	Georgia Tech (70).....	Elon (0)	2013
70	Miami (77).....	Savannah State (7)	2013
69	Florida State (69).....	Western Carolina (0)	2008
67	NC State (67).....	Western Carolina (0)	1990
66	Clemson (66).....	Presbyterian (0)	1957
66	North Carolina (66).....	Idaho (0)	2012
66	Florida State (80).....	Idaho (14)	2013
66	Clemson (73).....	South Carolina St. (7)	2014
63	Florida State (63).....	Maryland (0)	2013
63	Virginia Tech (63).....	Western Michigan (0)	2004
63	Georgia Tech (70).....	Navy (7)	2001
63	Florida State (70).....	Tulane (7)	1992
62	Virginia Tech (62).....	Florida A&M (0)	2004
62	North Carolina (62).....	Ohio Univ. (0)	1995
62	North Carolina (62).....	Elon (0)	2012
62	Pitt (62).....	Delaware (0)	2014
61	Maryland (61).....	The Citadel (0)	2003
61	Maryland (74).....	Missouri (13)	1954
60	Virginia (69).....	James Madison (9)	1979
60	North Carolina (80).....	Old Dominion (20)	2013

**MOST POINTS IN A TIE GAME**

86	Duke (43), NC State (43).....	1988
68	Wake Forest (34), App State (34).....	1988
62	Michigan State (31), NC State (31).....	1976

62	Florida State (31), Florida (31).....	1994
62	NC State (31), Houston (31).....	1974
50	Duke (25), NC State (25).....	1969
48	Clemson (24), Georgia Tech (24).....	1976
48	Maryland (24), NC State (24).....	1972
48	Virginia (24), North Carolina (24).....	1984
44	Duke (22), California (22).....	1963

**FEWEST POINTS IN A TIE GAME**

0	NC State (0), Miami (0).....	1957
6	Georgia Tech (3), Notre Dame (3).....	1980

**FEWEST POINTS-WINNING TEAM**

3	Clemson (3).....	Duke (2)	1965
3	NC State (3).....	Florida State (0)	1965
3	Duke (3).....	Wake Forest (0)	1978
3	Clemson (3).....	Duke (0)	1971
3	Clemson (3).....	TCU (0)	1965

**MOST POINTS SCORED - TWO TEAMS**

118	Georgia Tech (68), North Carolina (50).....	2012
113	Pitt (58), Duke (55).....	2013
110	Virginia (63), Tulane (47).....	1968
110	Clemson (62), NC State (48).....	2012
106	Clemson (82), Wake Forest (24).....	1981
103	Duke (55), Virginia (48).....	2010
103	West Virginia (70), Clemson (33).....	2011
102	Wake Forest (54), Duke (48).....	2010
101	North Carolina (59), Maryland (42).....	1993
101	Clemson (56), Maryland (45).....	2011
100	North Carolina (80), Old Dominion (20).....	2013
99	Georgia Tech (51), Georgia (48) OT.....	1999
99	NC State (51), Texas Tech (48) OT.....	2002
99	Duke (51), Pitt 48 (2 OT).....	2014
98	Georgia Tech (63), Wake Forest (35).....	1998
98	Virginia (63), William & Mary (35).....	1990
98	North Carolina (56), Army (42).....	1974
97	Clemson (59), North Carolina (38).....	2011
97	NC State (56), Maryland (41).....	2011
97	Miami (52), Duke (45).....	2012
97	Florida State (56), NC State (41).....	2014
96	North Carolina (47), Syracuse (49) 3OT.....	2003
96	Florida State (70), Duke (26).....	1995

**FEWEST POINTS SCORED - TWO TEAMS**

0	NC State (0), Miami (0).....	1957
3	NC State (3), Florida State (0).....	1965
3	Duke (3), Wake Forest (0).....	1978
3	Clemson (3), Duke (0).....	1971
3	Clemson (3), TCU (0).....	1965
5	Clemson (3), Duke (2).....	1965

## Total Offense

**TOTAL OFFENSE**

858	Florida State (69).....	Maryland (21)	1992
802	Maryland (62).....	Virginia (24)	1975
797	Florida State (70).....	Duke (26)	1995
771	Florida State (54).....	Clemson (7)	2000
768	Georgia Tech (66).....	Kansas (24)	2011
756	Clemson (82).....	Wake Forest (24)	1981
754	Clemson (62).....	NC State (48)	2012
749	Florida State (72).....	Wake Forest (13)	1995
745	Florida State (77).....	NC State (17)	1995
735	Clemson (73).....	S.C. State (7)	2014
731	Florida State (52).....	Maryland (20)	1994
721	North Carolina (80).....	ODU (20)	2013
718	Clemson (56).....	Duke (20)	2012
714	North Carolina (59).....	Maryland (42)	1993
712	Georgia Tech (59).....	Presbyterian (3)	2012
706	Duke (46).....	Wake Forest (26)	1982

**TOTAL OFFENSE - TWO TEAMS**

1351	Clemson (62), NC State (48).....	2012
1315	Miami (44), NC State (37).....	2012
1294	Florida State (69), Maryland (21).....	1992
1290	Virginia Tech (55), Maryland (28).....	1993
1229	Maryland (62), Virginia (24).....	1975
1229	Miami (52), Duke (45).....	2012
1224	Duke (46), Wake Forest (26).....	1982
1219	Virginia (63), William & Mary (35).....	1990
1202	Texas A&M (52), Duke (48).....	2013
1201	Florida State (70), Duke (26).....	1995
1166	No. Carolina (59), Maryland (42).....	1993
1165	NC State (47), No. Carolina (34).....	2003
1156	Wake Forest (48), No. Carolina (31).....	1968
1155	NC State (49), Texas Tech (21).....	2003

**OFFENSIVE PLAYS**

105	NC State (14).....	Maryland (10)	1992
102	North Carolina (32).....	Virginia (20)	1959
102	Clemson (62).....	NC State (48)	2012
100	Maryland (55).....	Duke (21)	2004
100	Duke (44).....	Northwestern (10)	1998
99	South Carolina (7).....	Clemson (3)	1968
98	Virginia (28).....	South Carolina (49)	1968
98	Clemson (23).....	Maryland (53)	1992
98	Duke (31).....	NC State (55)	2001
98	Clemson (40).....	Maryland (27)	2013

## Rushing

**RUSH ATTEMPTS**

94	Wake Forest (51).....	Tulsa (21)	1971
84	Duke (42).....	NC State (0)	1956
82	North Carolina (27).....	NC State (22)	1961
82	North Carolina (32).....	Clemson (15)	1969
80	NC State (36).....	East Carolina (14)	1980

**RUSHING YARDAGE**

604	Georgia Tech (66).....	Kansas (24)	2011
582	Maryland (62).....	Virginia (24)	1975
536	Clemson (82).....	Wake Forest (24)	1981
528	Wake Forest (51).....	Tulsa (21)	1971
494	Virginia (50).....	Duke (20)	1968
492	Maryland (74).....	Missouri (13)	1954
479	Georgia Tech (56).....	NC State (23)	2014
472	North Carolina (14).....	Duke (0)	1970
472	Georgia Tech (41).....	Miami (23)	2008
469	Georgia Tech (59).....	Presbyterian (3)	2012
467	North Carolina (48).....	Wake Forest (10)	1981
465	Georgia Tech (56).....	Pitt (28)	2014
461	Georgia Tech (56).....	Virginia (20)	2012
457	North Carolina (61).....	VMI (11)	1969
456	Virginia (41).....	Davidson (14)	1968
452	Georgia Tech (49).....	Mississippi St. (34)	2014
452	Boston College (37).....	Southern Cal (31)	2014
451	North Carolina (27).....	Virginia (7)	1986

**RUSHING YARDAGE - TWO TEAMS**

933	Maryland (62), Virginia (24).....	1975
836	East Carolina (61), Virginia (10).....	1975
755	Georgia Tech (66), Kansas (24).....	2011
737	So. Carolina (31), North Carolina (23).....	1974
720	North Carolina (39), Duke (38).....	1976
710	Maryland (45), Virginia (34).....	1984
707	Clemson (41), South Carolina (23).....	1978
702	Wake Forest (48), N. Carolina (31).....	1968
697	Clemson (39), South Carolina (21).....	1974
690	South Carolina (56), Clemson (20).....	1975
679	Maryland (19), Wake Forest (14).....	1969

## Passing

**PASS ATTEMPTS**

78	Wake Forest (26).....	Duke (42)	1995
73	NC State (26).....	Duke (35)	1989
68	Florida State (28).....	Virginia (33)	1995
67	Wake Forest (23).....	NC State (52)	1995
67	Wake Forest (33).....	Maryland (45)	1981
67	Clemson (38).....	Virginia Tech (14)	2007

**PASS COMPLETIONS**

55	Wake Forest (26).....	Duke (42)	1995
50	Wake Forest (23).....	NC State (52)	1995
47	Wake Forest (33).....	Maryland (45)	1981
46	Maryland (17).....	Florida State (59)	1995
43	Duke (20).....	Boston College (19)	2011
43	Virginia (25).....	Georgia Tech (35)	2013
42	Wake Forest (35).....	Georgia Tech (63)	1998
41	Virginia (37).....	NC State (51)	2003
41	Duke (38).....	Georgia Tech (41)	1997
41	Wake Forest (23).....	Georgia Tech (24)	1995
41	Virginia (15).....	Georgia Tech (23)	2002
40	Florida State (31).....	Florida (31)	1994
40	Wake Forest (31).....	Maryland (52)	1982
40	Boston College (14).....	Wake Forest (21)	2006
40	Duke (49).....	NC State (28)	2009

**PASSING YARDAGE**

566	Miami (44).....	NC State (37)	2012
556	Wake Forest (33).....	Maryland (45)	1981
545	Wake Forest (23).....	NC State (52)	1995
536	Florida State (63).....	Duke (14)	2000
535	NC State (26).....	Duke (35)	1989
521	Florida State (54).....	Clemson (7)	2000
506	Florida State (58).....	Wake Forest (7)	1997
501	Wake Forest (23).....	Georgia Tech (24)	1995
498	Maryland (17).....	Virginia Tech (20)	1993
496	Florida State (24).....	Miami (27)	2000
496	Florida State (59).....	Maryland (17)	1995

**PASSING YARDAGE - TWO TEAMS**

1006	Miami (44), NC State (37).....	2012
928	NC State (52), Wake Forest (23).....	1995
926	Duke (35), NC State (26).....	1989
919	Clemson (62), NC State (48).....	2012
909	NC State (47), Duke (45).....	1987
892	NC State (47), No. Carolina (34).....	2003
891	North Carolina (38), Arizona St. (35).....	2002
876	Florida State (59), Maryland (17).....	1995
843	NC State (49), Texas Tech (21).....	2003
830	Clemson (50), North Carolina (35).....	2014
827	Florida State (24), Miami (27).....	2000
813	Virginia (39), Georgia (38).....	2001
812	Duke (48), Georgia Tech (14).....	1987
810	Maryland (47), Pittsburgh (34).....	1992
809	Duke (48), Texas A&M (52).....	2013
803	NC State (51), Virginia (37).....	2003

# ACC FOOTBALL TEAM SEASON BESTS



\*Denotes team led NCAA

## TOTAL POINTS SCORED

Pl.	School	Year	W-L	G	TDs	Avg	Total
1.	Florida State.....	2013	14-0	14	94	51.6	723
2.	Florida State.....	2012	12-2	14	68	39.3	550
3.	Clemson.....	2012	11-2	13	68	41.0	533
4.	Florida State.....	1995	9-2	11	72	48.4	532
5.	Georgia Tech.....	2014	11-3	14	72	37.9	530
6.	Clemson.....	2013	11-2	13	66	40.2	522
7.	Florida State.....	1993	11-1	12	70	43.2	518
8.	Florida State.....	2000	11-1	12	67	42.4	509
9.	NC State.....	2003	8-5	13	65	37.6	489
10.	Virginia Tech.....	2010	11-3	14	59	33.9	474

## POINTS SCORED PER GAME

Pl.	School	Year	W-L	G	TDs	Total	Avg
1.	Florida State.....	2013	14-0	14	94	723	51.6
2.	Florida State.....	1995	9-2	11	72	532	48.4
3.	Florida State*.....	1993	11-1	12	70	518	43.2
4.	Florida State.....	2000	11-1	12	67	509	42.4
5.	Clemson.....	2012	11-2	13	68	533	41.0
6.	Georgia Tech.....	1999	8-3	11	59	448	40.7
7.	North Carolina.....	2012	8-4	12	62	487	40.6
8.	Virginia.....	1990	8-3	11	56	442	40.18
9.	Clemson.....	2013	11-2	13	66	522	40.15
10.	Florida State.....	1997	10-1	11	55	437	39.7

## MOST TOUCHDOWNS SCORED - OFFENSE

Pl.	School	Year	W-L	G	Run	Pass	Ret	Total
1.	Florida State	2013	14-0	14	42	42	10	94
2.	Florida State.....	1995	9-2	11	3	36	1	72
	Georgia Tech.....	2014	11-3	14	47	19	6	72
4.	Florida State.....	1993	11-1	12	26	37	7	70
5.	Florida State.....	2012	12-2	14	40	24	4	68
6.	Clemson.....	2012	11-2	13	26	40	2	68
7.	Florida State.....	2000	11-1	12	27	36	4	67
8.	Clemson.....	2013	11-2	13	26	39	1	66
9.	Georgia Tech.....	2012	7-7	14	48	12	3	63
10.	NC State.....	2002	11-3	14	33	20	9	62

## TOTAL OFFENSE YARDAGE

Pl.	School	Year	W-L	G	Run	Pass	Avg	Total
1.	Florida State.....	2013	14-0	14	2844	4423	519.1	7267
2.	Georgia Tech.....	2014	11-3	14	4789	1882	476.5	6671
3.	Clemson.....	2012	11-2	13	2484	4181	512.7	6665
4.	Clemson.....	2013	11-2	13	2270	4330	507.7	6600
5.	Florida State.....	2012	12-2	14	2882	3709	470.8	6591
6.	Florida State.....	2000	11-1	12	1980	4608	549.0	6588
7.	Florida State.....	1993	11-1	12	2667	3909	548.0	6576
8.	Florida State.....	2014	13-1	14	1933	4246	441.4	6179
9.	Georgia Tech.....	2012	7-7	14	4357	1818	441.1	6175
10.	Clemson.....	2011	10-4	14	2219	3952	440.8	6171

## TOTAL YARDS PER GAME

Pl.	School	Year	W-L	G	Run	Pass	Total	Avg
1.	Florida State.....	1995	9-2	11	2442	3616	6058	550.7
2.	Florida State*.....	2000	11-1	12	1980	4608	6558	549.0
3.	Florida State.....	1993	11-1	12	2667	3909	6576	548.0
4.	Florida State.....	2013	14-0	14	2844	4423	7267	519.1
5.	Clemson.....	2012	11-2	13	2484	4181	6665	512.7
6.	Georgia Tech*.....	1999	8-3	11	2482	3117	5599	509.0
7.	Clemson.....	2013	11-2	13	2270	4330	6600	507.7
8.	Duke.....	1989	8-3	11	1966	3553	5519	501.7
9.	Virginia.....	1990	8-3	11	2831	2685	5516	501.5
10.	North Carolina.....	2012	8-4	12	2326	3501	5827	485.6

## FEWEST POINTS ALLOWED

Pl.	School	Year	W-L	G	TD	Avg	Total
1.	Maryland.....	1953	10-0	10	5	3.1	31
2.	Maryland.....	1955	10-0	10	9	5.7	57
3.	Maryland.....	1954	7-2-1	10	10	6.7	67
	South Carolina ...	1956	7-3	10	10	6.7	67
	NC State.....	1957	7-1-2	10	10	6.7	67
6.	Duke.....	1953	7-2-1	10	12	8.1	81
	North Carolina...	1977	8-2-1	11	10	7.4	81
8.	Maryland.....	1976	11-0	11	11	7.7	85
9.	Duke.....	1957	6-2-2	10	13	8.7	87
10.	Clemson.....	1981	11-0	11	9	8.2	90

## FEWEST POINTS ALLOWED PER GAME

Pl.	School	Year	W-L	G	TD	Total	Avg
1.	Maryland*.....	1953	10-0	10	5	31	3.1
2.	Maryland.....	1955	10-0	10	9	57	5.7
3.	Maryland.....	1954	7-2-1	10	10	67	6.7
	South Carolina ...	1956	7-3	10	10	67	6.7
	NC State.....	1957	7-1-2	10	10	67	6.7
6.	North Carolina*.....	1977	8-2-1	11	10	81	7.4
7.	Maryland.....	1976	11-0	11	11	85	7.7
8.	Duke.....	1953	7-2-1	10	12	81	8.1
9.	Clemson.....	1981	11-0	11	9	90	8.2
10.	Clemson.....	1979	8-3	11	8	92	8.4

## FEWEST TOUCHDOWNS ALLOWED - DEFENSE

Pl.	School	Year	W-L	G	Run	Pass	Oth	Total
1.	Maryland.....	1953	10-0	10	2	2	1	5
2.	Clemson.....	1979	8-3	11	5	3	0	8
3.	Maryland.....	1955	10-0	10	3	4	2	9
	Clemson.....	1981	11-0	11	4	5	0	9
5.	Maryland.....	1954	7-2-1	10	5	5	0	10
	NC State.....	1957	7-1-2	10	5	4	1	10
	North Carolina.....	1977	8-2-1	11	5	5	0	10
8.	Maryland.....	1976	11-0	11	7	4	0	11
	Clemson.....	1990	9-2	11	5	5	1	11
10.	Three teams tied with 12							

## FEWEST TOTAL YARDS ALLOWED - DEFENSE

Pl.	School	Year	W-L	G	Run	Pass	Avg	Total
1.	Maryland.....	1955	10-0	10	761	932	169.3	1693
2.	Clemson.....	1954	5-5	10	969	792	176.1	1761
3.	Clemson.....	1963	5-4-1	10	931	916	184.7	1847
4.	Maryland.....	1953	10-0	10	849	1093	194.2	1942
5.	Clemson.....	1959	8-2	10	1085	886	197.1	1971
6.	South Carolina ...	1956	7-3	10	1522	476	199.8	1998
7.	Clemson.....	1960	6-4	10	1121	1000	212.1	2121
8.	Duke.....	1955	7-2-1	10	1370	765	213.5	2135
9.	Clemson.....	1957	7-3	10	1562	597	215.9	2159
10.	North Carolina...	1997	10-1	11	857	1445	209.3	2302

## FEWEST YARDS ALLOWED PER GAME - DEFENSE

Pl.	School	Year	W-L	G	Run	Pass	Total	Avg
1.	Maryland.....	1955	10-0	10	761	932	1693	169.3
2.	Clemson.....	1954	5-5	10	969	792	1761	176.1
3.	Clemson.....	1963	5-4-1	10	931	916	1847	184.7
4.	Maryland.....	1953	10-0	10	849	1093	1942	194.2
5.	Clemson.....	1959	8-2	10	1085	886	1971	197.1
6.	South Carolina ...	1956	7-3	10	1522	476	1998	199.8
7.	North Carolina...	1997	10-1	11	857	1445	2302	209.3
8.	Maryland.....	1976	11-0	11	1284	1037	2321	211.0
9.	Clemson.....	1960	6-4	10	1121	1000	2121	212.1
10.	Duke.....	1955	7-2-1	10	1370	765	2134	213.4



# ACC FOOTBALL TEAM SEASON BESTS

\*Denotes team led NCAA

## RUSHING YARDAGE - OFFENSE

Pl.	School	Year	W-L	G	Car	Avg	TD	Yds
1.	*Georgia Tech.....	2014	11-3	14	790	6.1	47	4789
2.	Georgia Tech.....	2012	7-7	14	808	5.4	48	4357
3.	*Georgia Tech.....	2010	6-7	13	753	5.6	31	4203
4.	Georgia Tech.....	2009	11-3	14	792	5.2	47	4136
5.	Georgia Tech.....	2011	8-5	13	718	5.7	45	4114
6.	Georgia Tech.....	2013	7-6	13	713	5.5	46	3891
7.	Georgia Tech.....	2008	9-4	13	640	5.6	32	3552
8.	Wake Forest .....	1971	6-5	11	744	4.5	20	3344
9.	Boston College ...	2014	7-6	13	635	5.2	31	3311
10.	Clemson .....	1978	10-1	11	681	4.8	37	3262

## RUSHING YARDAGE PER GAME - OFFENSE

Pl.	School	Year	W-L	G	Car	Total	TD	Avg
1.	*Georgia Tech.....	2014	11-3	14	790	4789	47	342.1
2.	*Georgia Tech.....	2010	6-7	13	753	4203	31	323.3
3.	Georgia Tech.....	2011	8-5	13	718	4114	45	316.5
4.	Georgia Tech.....	2012	7-7	14	808	4357	48	311.2
5.	Wake Forest .....	1971	6-5	11	744	3344	26	304.5
6.	Georgia Tech.....	2013	7-6	13	713	3891	46	299.3
7.	Clemson .....	1978	10-1	11	681	3262	37	296.5
8.	Georgia Tech.....	2009	11-3	14	792	4136	47	295.4
9.	North Carolina...	1970	8-3	11	732	3137	31	285.2
10.	Clemson .....	1988	9-2	11	625	3054	32	277.6

## RUSHING YARDS PER CARRY - OFFENSE

Pl.	School	Year	W-L	G	Car	Total	TD	Avg
1.	Georgia Tech .....	2014	11-3	14	790	4789	47	6.06
2.	Maryland .....	1954	7-2-1	10	425	2488	--	5.85
3.	Florida State .....	1995	9-2	11	420	2442	35	5.81
4.	Georgia Tech .....	2011	8-5	13	718	4114	45	5.729
5.	Clemson.....	2006	8-5	13	495	2832	31	5.721
6.	Florida State .....	1993	11-1	12	470	2667	26	5.67
7.	Florida State .....	2013	14-0	14	505	2844	42	5.63
8.	Florida State .....	2012	12-2	14	513	2882	40	5.62
9.	Georgia Tech .....	2010	6-7	13	753	4203	31	5.58
10.	Georgia Tech .....	2008	9-4	13	640	3552	32	5.55

## PASSING YARDAGE - OFFENSE

Pl.	School	Year	W-L	G	Att	Comp	TD	Yds
1.	Florida State.....	2000	11-1	12	469	264	36	4608
2.	NC State.....	2003	8-5	13	496	357	35	4580
3.	Boston College ...	2007	11-3	14	659	390	31	4535
4.	Florida State.....	2013	14-0	14	288	442	42	4423
5.	Clemson .....	2013	11-2	13	341	493	39	4330
6.	Florida State.....	2014	13-1	14	516	330	26	4246
7.	Clemson .....	2012	11-2	13	474	318	50	4181
8.	NC State.....	2012	7-6	13	569	330	31	4031
9.	Clemson.....	2011	10-4	14	525	311	33	3952
10.	Florida State.....	1993	11-1	12	469	327	37	3909

## PASSING YARDAGE PER GAME - OFFENSE

School	Year	W-L	G	Att	Cmp	Yds	Avg	
1.	Florida State*	.....2000	11-1	12	469	264	4608	384.0
2.	NC State .....	.....2003	8-5	13	496	357	4580	352.3
3.	Duke .....	.....1988	7-3-1	11	496	292	3868	351.6
4.	Maryland .....	.....1993	2-9	11	473	302	3828	348.0
5.	Florida State .....	.....1997	10-1	11	440	262	3740	340.0
6.	Maryland .....	.....1992	3-8	11	514	304	3628	329.8
7.	Florida State .....	.....1993	11-1	12	469	327	3909	325.8
8.	Boston College .....	.....2007	11-3	14	659	390	4535	323.9
9.	Clemson.....	.....2012	11-2	13	474	318	4181	321.6
10.	Duke .....	.....1987	5-6	11	470	266	3443	313.0

## FEWEST RUSHING YARDS ALLOWED - DEFENSE

Pl.	School	Year	W-L	G	Car	Avg	TD	Total
1.	Florida State.....	1997	10-1	11	379	51.9	10	571
2.	Florida State.....	1991	9-1-1	11	360	53.4	5	587
3.	Florida State.....	1996	11-0	11	418	59.0	5	649
4.	Virginia .....	1994	8-3	11	323	63.6	9	700
5.	Maryland.....	1955	10-0	10	na	na	3	761
6.	Clemson.....	1990	9-2	11	369	71.7	5	789
7.	North Carolina .....	1996	9-2	11	334	73.9	5	813
8.	Maryland.....	1953	10-0	10	362	84.9	2	849
9.	North Carolina .....	1997	10-1	11	371	77.9	5	857
10.	Clemson.....	1987	9-2	11	388	80.0	10	880

## FEWEST RUSHING YARDS ALLOWED PER GAME - DEFENSE

Pl.	School	Year	W-L	G	Car	TD	Total	Avg
1.	Florida State.....	1997	10-1	11	379	10	571	51.9
2.	Clemson.....	1991	9-1-1	11	360	5	587	53.4
3.	Florida State.....	1996	11-0	11	418	5	649	59.0
4.	Virginia .....	1994	8-3	11	323	9	700	63.6
5.	Miami.....	2006	7-6	13	391	12	882	67.8
6.	Clemson.....	1990	9-2	11	369	5	789	71.7
7.	North Carolina .....	1996	9-2	11	334	5	813	73.1
8.	Florida State.....	2000	11-1	12	387	6	887	73.2
9.	Boston College ...	2007	11-3	14	436	8	1057	75.5
10.	Maryland.....	1955	10-0	10	na	na	761	76.1

## RUSHING YARDS ALLOWED PER CARRY - DEFENSE

Pl.	School	Year	W-L	G	Car	Yds	Td	Per
1.	Florida State.....	1997	10-1	11	379	571	10	1.507
2.	Florida State.....	1996	11-0	11	418	649	5	1.553
3.	Clemson .....	1991	9-1-1	11	360	587	5	1.631
4.	Clemson .....	1990	9-2	11	369	789	5	2.138
5.	Virginia.....	1994	8-3	11	323	700	9	2.167
6.	Miami.....	2006	7-6	13	391	882	12	2.256
7.	Clemson .....	1987	9-2	11	388	880	10	2.268
8.	Maryland.....	1981	4-6-1	11	404	923	4	2.285
9.	Florida State.....	2000	11-1	12	387	887	6	2.292
10.	North Carolina....	1997	10-1	11	371	857	5	2.310

## FEWEST PASSING YARDS ALLOWED - DEFENSE

Pl.	School	Year	W-L	G	Att	Comp	TD	Total
1.	South Carolina....	1956	7-3	10	107	43	3	476
2.	Clemson .....	1956	7-1-2	10	128	50	0	553
3.	Clemson .....	1957	7-3	10	129	49	4	597
4.	Maryland.....	1957	5-5	10	146	51	5	599
5.	North Carolina ...	1957	6-4	10	141	51	4	617
6.	Wake Forest .....	1959	6-4	10	128	57	7	621
7.	Maryland.....	1956	2-7-1	10	135	58	2	664
8.	Duke .....	1954	7-2-1	10	143	61	3	675
9.	North Carolina...	1960	3-7	10	147	56	5	676
10.	Virginia.....	1957	3-6-1	10	121	47	8	738

## PASSING YARDS ALLOWED PER GAME - DEFENSE

Pl.	School	Year	W-L	G	Att	Comp	Total	Avg
1.	South Carolina....	1956	7-3	10	107	43	476	47.6
2.	Clemson .....	1956	7-1-2	10	128	50	553	55.3
3.	Clemson .....	1957	7-3	10	129	49	597	59.7
4.	Maryland.....	1957	5-5	10	146	51	599	59.9
5.	North Carolina ...	1957	6-4	10	141	51	617	61.7
6.	Wake Forest .....	1959	6-4	10	128	57	621	62.1
7.	Maryland.....	1956	2-7-1	10	135	58	612	66.4
8.	Duke .....	1954	7-2-1	10	143	61	675	67.5
9.	North Carolina ...	1960	3-7	10	147	56	676	67.6
10.	Virginia.....	1957	3-6-1	10	121	47	738	73.8



# ACC FOOTBALL TEAM SEASON BESTS



\*Denotes team led NCAA

## PASS COMPLETION PERCENTAGE - OFFENSE

Pl.	School	Year	W-L	G	Att	Cmp	Yards	Pct.
1.	NC State	2003	8-5	13	496	357	4580	72.0
2.	Wake Forest	2007	9-4	13	392	179	2563	71.2
3.	Florida State	1993	11-1	12	469	327	3909	69.7
4.	Clemson	2013	11-2	13	493	341	4330	69.2
5.	Virginia	2002	9-5	14	448	306	3222	68.3
6.	Maryland	1994	4-7	11	428	291	3037	68.0
7.	Virginia	2003	8-5	13	466	316	3324	67.81
8.	North Carolina	1974	7-4	11	180	122	1766	67.78
9.	Florida State	2009	7-6	13	296	437	3534	67.73
10.	Florida State	2012	12-2	14	428	288	3709	67.28

## MOST INTERCEPTIONS BY DEFENSE

Pl.	School	Year	W-L	G	TD	Avg	Total
1.	Maryland	1955	10-0	10	n/a	3.000	30
2.	Virginia	1994	8-3	11	3	2.455	27
	NC State	2011	8-5	13	3	2.077	27
4.	Boston College	2008	9-5	14	5	1.857	26
5.	Florida State	2013	14-0	14	5	1.857	26
	Louisville	2014	9-4	13	1	2.000	26
7.	Virginia	1995	8-4	12	0	2.083	25
8.	Boston College	2007	11-3	14	3	1.786	25
9.	Duke	1954	7-2-1	10	0	2.400	24
	Georgia Tech	1990	10-0-1	11	1	2.182	24
	Maryland	2001	10-1	11	0	2.182	24

## INDIVIDUAL SEASON QUARTERBACK SACKS

Pl.	Player	Team	Year	Pos	Gm	Yds	Tot
1.	Peter Boulware	FSU	1996	DE	11	101	19.0
2.	Charles Bowser	Duke	1981	DE	11	--	17.5
3.	Lawrence Taylor	UNC	1980	LB	11	127	16.0
	Keith Adams	Clem.	1999	LB	11	122	16.0
	Andre Wadsworth	FSU	1997	DE	11	91	16.0
6.	Da'Quan Bowers	Clem.	2010	DE	13	112	15.5
	Julius Peppers	UNC	2000	DE	11	117	15.0
	Pat Swilling	GT	1985	DE	11	119	15.0
	Chris Slade	UVa	1992	DE	11	128	15.0
	Patrick Kerney	UVa	1998	DE	11	79	15.0

## QUARTERBACK SACKS BY DEFENSE

Pl.	School	Year	W-L	G	Yds	PG	Total
1.	Florida State	1996	11-0	11	359	6.1	67
2.	North Carolina	2000	6-5	11	375	4.8	53
3.	Florida State	1997	10-1	11	348	4.5	50
4.	Maryland	1985	8-3	11	338	4.5	49
5.	NC State	2002	11-3	14	355	3.4	48
	Florida State	2010	10-4	14	264	3.4	48
	Georgia Tech	2007	7-6	13	302	3.6	48
	Virginia Tech	2014	7-6	13	352	3.7	48
9.	Virginia Tech	2007	11-3	14	208	3.4	47
10.	Clemson	1999	6-5	11	320	4.2	46
	Clemson	1992	5-6	11	278	4.2	46

## ACC Single Season Improvement

### Eagles Beef Up Ground Game

In 2013, Boston College recorded the best rushing offense single-season improvement in ACC history... Fueled by Doak Walker award-winner Andre Williams, the Eagles improved more than 120 yards a game on the ground... North Carolina was next best, finishing the 1986 season second in the ACC and 10th nationally in rushing yards per game (252.5).

#### Rushing Offense

##### Single Season Improvement

School	Year	PG	Year	PG	Imp.
Boston Coll.	'12	90.9	'13	212.5	+121.6
N. Carolina	'85	135.0	'86	252.5	+117.5
Virginia	'03	130.2	'04	242.8	+112.6
W. Forest	'98	65.4	'99	211.0	+110.3
Ga. Tech	'94	104.1	'95	211.0	+106.9

### Deacon defense

Wake Forest finished the 1997 season fourth in the ACC and 10th nationally in rushing yardage defense per game (96.1) ... the 158.3 yards per game improvement from the previous season marked the best single-season improvement in ACC history.

#### Rushing Defense

##### Single Season Improvement

School	Year	Yds.	Year	Yds.	Imp.
W. Forest	'96	254.4	'97	96.1	-158.3
Ga. Tech	'94	230.4	'95	91.2	-139.2
N. Carolina	'68	234.7	'69	108.5	-126.2
Duke	'01	245.6	'02	120.5	-125.1
N. Carolina	'89	237.6	'90	122.6	-115.0

### Blue Devils Improve Aerial Attack

Three times in its history, Duke has shown the ability to dramatically improve its passing attack... The Blue Devils' turnarounds in 1968, 1980 and 1987 are three of the top five passing game improvements in ACC history... Maryland had the best improvement from 1991 to 1992.

#### Passing Offense

##### Single Season Improvement

School	Year	PG	Year	PG	Imp.
Maryland	'91	165.0	'92	329.8	+164.8
Duke	'67	120.4	'68	265.3	+144.9
Duke	'86	179.9	'87	313.0	+133.1
Duke	'79	107.5	'80	228.0	+120.5
W. Forest	'94	159.9	'95	279.4	+119.5

### Pack plaudits

NC State finished the 2004 season first in the ACC and fourth nationally in passing yardage defense per game (119.0) ... the 165.0 yards per game improvement from the previous season marked the best single-season improvement in ACC history... In 2008, FSU improved by 83 yards over its 2007 totals.

#### Passing Defense

##### Single Season Improvement

School	Year	Yds.	Year	Yds.	Imp.
NC State	'03	284.1	'04	119.0	-165.0
Duke	'89	229.9	'90	142.3	-87.6
Virginia	'68	192.6	'69	107.3	-85.3
Florida State	'07	245.4	'08	162.4	-83.0
Duke	'87	264.6	'88	182.7	-81.9

### Cavaliers Can Improve on Offense

Virginia has shown the ability to dramatically improve its offense from one year to the next... In 1964, 1968 and 2010, UVa has recorded three of the top offensive one-year improvements in ACC history.

#### Total Offense

##### Single Season Improvement

School	Year	PG	Year	PG	Imp.
Maryland	'91	271.5	'92	466.5	+195.0
NC State	'71	246.5	'72	432.5	+186.0
Virginia	'63	168.0	'64	312.7	+144.7
Virginia	'09	269.6	'10	404.8	+135.2
Virginia	'67	311.2	'68	439.4	+128.2
Fla. State	'99	425.7	'00	549.0	+123.3

### Pack, Tar Heels Can Get Stingy

NC State recorded the best turnaround on defense from 2003 to 2004, leading the nation in total defense in 2004, yielding 221.4 yards per game ... the year before, the Wolfpack was 89th nationally allowing 421.0 yards per game... Boston College improved by 105.5 yards from 2013 (429.7 to 324.2)

#### Total Defense

##### Single Season Improvement

School	Year	Yds.	Year	Yds.	Imp.
NC State	'03	421.0	'04	221.4	-199.6
N. Carolina	'76	365.3	'77	238.5	-126.8
N. Carolina	'68	387.6	'69	261.8	-125.8
Maryland	'11	457.2	'12	336.8	-120.4
NC State	'87	383.3	'88	264.3	-119.0
Maryland	'93	553.0	'94	434.4	-118.6



# ALL-AMERICANS FROM ACC SCHOOLS

## Preface

The ACC All-American roster consists of only those players who were first, second or third-team selections on one or more of the All-America teams. Not included are players who received honorable mention recognition. Those players recognized as consensus selections are shown in bold type; unanimous selections are noted with an asterisk \*

AFC	American Football Coaches
ALL-B	All-America Board
ALP	All Players
AP	Associated Press
ATH	Athlon
BP	Boston Post
BR	Boston Record
BST	Bill Stern Team
CAA	Bill Cunningham All-America Team
CBS	CBS Sportsline
CD	Collegiate Digest
CFN	College Football News.com
CH	Churchmans
CHP	Charles Parker
CHM	College Humor
CL	Colliers
CNN	CNN.com
CP	Central Press
CPFW	College & Pro Football Weekly
CSM	College Sports Magazine
CSW	College Sports Writers
DS	Dell Sports
ESPN	ESPN.com
FBD	Football Digest
FC	Football Coaches
FN	Football News
FBW	Football World
FW	Football Writers
Fox	FoxSportsNext
GN	Gannett News
Grid	Gridiron Magazine
GR	Grantland Rice
HRT	Hearst Newspapers
HEIS	Heisman
HLM	Helms
HMG	Harper's Magazine
HW	Harry Wismer
IFA	Illustrated Football Annual
INS	International News Service
KDK	Kodak
KR	Knute Rockne
LI	Lindy's
LIB	Liberty
LIFE	Life Magazine
LHB	L.H. Baker
MNK	Frank Menke
NANA	N. American Newspaper Alliance
NEA	Newspaper Enterprise America
NW	Newsweek
NYN	New York News
NYS	New York Sun
NYW	New York World
PD	Parke Davis
PDP	Pittsburgh Dispatch
PFW	Pro Football Weekly
PS	Phil Steele
R	Rivals.com
RED	Red Grange
SC	Scout.com
SH	Scripps-Howard
SIC	SI.com
SLS	St. Louis Star
SLT	St. Louis Times
Time	Time Magazine
TSN	The Sporting News
UPI	United Press International
US	Universal Sports
USAT	USA Today
WC	Walter Camp
WIL	Williamson
Y	Yahoo Sports

## Boston College

1919	Luke Urban, E.....	BR-2, CHP-3
1920	<b>Luke Urban, EMNK-1, PDP-1, SLS-1, KN-1, NYW-1, SLT-1, BR-1, CHP-1, WC-2</b>	
1920	Cornelius O'Brien, T.....	BR-2, CHP-3
1920	John Heaphy, C.....	NYW-1, BR-1
1920	Walter Comerford, E.....	BR-3
1922	Charles Darling, B.....	CAA-1
1923	Charles Darling, B.....	LIB-1, CAA-1
1924	Charles Darling, B.....	LIB-1
1926	Al Weston, B.....	CAA-2, CHP-2
1928	Al Weston, B. NYS-2, CAA-2, CHP-2, HRT-2, ALL-B-3	
1928	Tom Smith, E.....	HRT-2
1928	Charles Murphy, E.....	CAA-1
1928	Warren McGuirk, T.....	CHP-1, CAA-3
1928	Johnny Dixon, E.....	HMG-2
1929	Johnny Dixon, E.....	CAA-2, CHP-3
1931	Harry Downes, C.....	CAA-3
1933	Flavio Tosi, E.....	CAA-3
1939	Eugene Goodreault, E.....	BR-1, WIL-2, CAA-2
1939	Ernie Schwotzer, G.....	CAA-3
1940	Chet Gladchuck, C.....	AP-1, NYN-1, BR-1, RED-1, CAA-1, UPI-2
1940	Charlie O'Rourke, BH RT-1, BR-1, NEA-1, WIL-1AP-2, BST-2, UPI-2, CP-2, INS-2, NYS-2, CAA-2, ALP-3	
1940	George Kerr, G.....	AP-3, CAA-3
1940	<b>Eugene Goodreault, E ALL-B-1, CL-1, BST-1, NYN-1, CSW-1, GR-1, UPI-1, CP-1, INS-1, FN-1, CAA-1, NW-1, HRT-2, NEA-2, WIL-2</b>	
1940	Henry Toczylowski, QB.....	NYS-1, CAA-3
1941	Al Morro, T.....	CAA-3
1942	<b>Mike Holovak, B.....</b> UPI-1, AP-1, NEA-1, NYN-1, CP-1, GR-1, HRT-1, NYS-1, CAA-1, BR-1, BST-1, BP-1, NW-1, FN-1, TSN-2	
1942	Don Currian, E INS-1, GR-1, HRT-1, NYS-1, UPI-2, AP-2, CAA-2, BR-2, NEA-3	
1942	Gil Bouley, T.....	TSN-1, FBD-1, UPI-2, CP-2, BST-2, FN-2, NEA-3
1942	Rocco Canale, G.....	NYN-1, BR-1, BP-1, UPI-2
1942	Fred Naumetz, C INS-1, NYS-2, BP-2, TSN-3, CP-3, CAA-3	
1984	<b>*Doug Flutie, QB AP-1, WC-1, FW-1, FN-1, TSN-1, UPI-1</b>	
1984	<b>Tony Thurman, DB AP-1, WC-1, UPI-1, KDK-1</b>	
1985	<b>Mike Ruth, DL WC-1, KDK-1, UPI-1, FW-1, FN-1, AP-2, TSN-2</b>	
1985	Kelvin Martin, WR.....	TSN-1
1991	Mark Chmura, TE.....	FW-1, TSN-2, AP-2, FN-2, UPI-2
1993	Pete Mitchell, TE.....	TSN-1, SH-1, UPI-1, AP-2
1994	<b>Pete Mitchell, TE AP-1, WC-1, FW-1, SH-1, TSN-1, UPI-2, FN-2</b>	
1994	Stephen Boyd, LB.....	TSN-1, FN-1, UPI-2
1998	<b>Mike Cloud, RB FW-1, FC-1, SH-2, FN-2, TSN-3</b>	
1998	Doug Brzezinski, G.....	TSN-1, SH-3
1999	Chris Hovan, DL.....	CNN-1, FN-2, TSN-3
2000	Pete Zukauskas, G.....	FC-1, TSN-2
2001	<b>William Green, RB.....</b> WC-1, FN-1, TSN-1, FC-1, AP-2, CBS-2	
2004	Mathias Kiwanuka, DL.....	FC-1, CFN-2, CNNSI-2, AP-3
2005	Mathias Kiwanuka, DL.....	AFCA-1, CBS-1, AP-2, CFN-2
2006	Josh Beekman, OL.....	AP-1, WC-2, CFN-2, R-2, TSN-2
2006	Jeff Smith, SP.....	CFN-3, R-3
2006	DeJuan Tribble, DB.....	R-3
2006	Josh Beekman, G.....	AP-1, WC-2, CFN-2, R-2, TSN-2
2007	<b>Jamie Silva, FS.....</b> AP-1, FWAA-1, WC-1, SIC-1, CFN-1, CBS-1; Rivals-3	
2007	Matt Ryan, QB.....	AFCA-1, CPFW-1
2007	Gosder Cherilus, T.....	CBS-1
2008	Mark Herzlich, LB.....	R-1, AP-3
2008	B.J. Raji, DT.....	R-2, AP-3
2009	Luke Kuechly, LB.....	SIC-2
2009	Matt Tennant, C.....	WC-2
2010	<b>*Luke Kuechly, LB.....</b> AP-1, AFCA-1, FWAA-1, WC-1, TSN-1, SIC-1, R-1, CBS-1, CFN-1, SC-1, PFW-1	
2010	Montel Harris, RB.....	CFN-3
2011	<b>Luke Kuechly, LB.....</b> AP-1, FWAA-1, WC-1, TSN-1, SIC-1, R-1, CBS-1, CFN-1, SC-1, PS-1, PFW-1	
2013	Andre Williams, RB.....	AFCA-1, AP-1, CBS-1, FWAA-1, ESPN-1, USAT-1, SIC-1, TSN-1, PS-1, WC-1
2013	Nate Freese, PK.....	ESPN-1, FWAA-2, PS-2, LI-2
1928	O.K. Pressley, C.....	NEA-3, HEIS-3
1939	Banks McFadden, QB.....	AP-1, FC-1, FW-1, NEA-1, CL-1, UPI-3
1940	Joe Blalock, E.....	Hearst-1, UPI-2

## Clemson Tigers

1928	O.K. Pressley, C.....	NEA-3, HEIS-3
1939	Banks McFadden, QB.....	AP-1, FC-1, FW-1, NEA-1, CL-1, UPI-3
1940	Joe Blalock, E.....	Hearst-1, UPI-2

1941	Joe Blalock, E.....	FN-1, CP-1, UPI-2
1948	Bobby Gage, B.....	INS-1
1950	Jackie Calvert, B.....	AP-2
1952	Tom Barton, G.....	UPI-2
1955	Joel Wells, B.....	UPI-3
1956	Joel Wells, B.....	NEA-3
1959	Lou Cordileone, T.....	AP-1
1966	Wayne Mass, T.....	DS-1, UPI-2
1967	<b>Harry Olszewski, G.....</b> UPI-1, FC-1, FW-1, WC-1, TSN-2, AP-2	
1970	Dave Thompson, C.....	UPI-2
1974	<b>Bennie Cunningham, TE.....</b> AP-1, UPI-1, FC-1, WC-1	
1975	Bennie Cunningham, TE.....	TSN-1
1977	Joe Bostic, G.....	FW-1, AP-3, FN-3
1978	Joe Bostic, G.....	FN-1, AP-2, UPI-2
1978	Jerry Butler, WR.....	AP-1, TSN-1, WC-1, FN-2
1978	Steve Fuller, QB.....	AP-3
1979	<b>Jim Stuckey, DT.....</b> AP-1, UPI-1, FW-1, TSN-1	
1980	Obed Ariiri, PK.....	NEA-2
1981	Jeff Bryant, DT.....	FN-2
1981	Perry Tuttle, WR.....	TSN-1, FN-2
1981	<b>Jeff Davis, LB.....</b> UPI-1, FC-1, FW-1, WC-1, FN-1, AP-2	
1981	Lee Nanney, OT.....	UPI-2
1981	<b>Terry Kinard, DB.....</b> AP-1, FW-1	
1982	<b>*Terry Kinard, DB AP-1, UPI-1, FC-1, FW-1, WC-1, TSN-1, FN-1</b>	
1982	William Perry, NG.....	AP-3
1982	Johnny Rembert, LB.....	AP-3
1983	<b>William Perry, NG AP-1, UPI-1, WC-1, FN-2</b>	
1983	James Robinson, DT.....	TSN-2
1983	James Farr, G.....	AP-3
1984	William Perry, NG.....	FN-1, WC-1, UPI-1, AP-3
1984	Dale Hatcher, P.....	TSN-2
1984	Donald Igwebuike, PK.....	AP-3
1985	Steve Reese, OG.....	SN-2
1986	<b>Terrence Flagler, RB.....</b> FW-1, FN-3, AP-3	
1986	John Phillips, G.....	UPI-1, TSN-2, FN-2
1987	John Phillips, G.....	AP-2, FN-3
1987	<b>David Treadwell, PK.....</b> AP-1, UPI-1, FC-1, WC-1, TSN-1, FN-1	
1987	Michael Dean Perry, T.....	FW-1, TSN-2, FN-2, UPI-2
1987	Donnell Woolford, DB.....	FC-1, TSN-2, AP-3
1988	<b>Donnell Woolford, DB.....</b> UPI-1, FC-1, WC-1, FW-1, TSN-1, AFCA-1, FN-2	
1989	Stacy Long, OT.....	TSN-1, AP-3
1989	Chris Gardocki, PK.....	UPI-1, AP-3
1990	<b>Stacy Long, OT.....</b> AP-1, UPI-1, FC-1, WC-1, TSN-1	
1990	Chris Gardocki, PK.....	AP-2, UPI-2, FN-3
1990	Levon Kirkland, LB.....	AP-2, UPI-2, FN-3
1991	<b>Jeb Flesch, G.....</b> AP-1, UPI-1, WC-1, FN-1, TSN-2	
1991	<b>Levon Kirkland, LB.....</b> FC-1, WC-1, TSN-1, UPI-2, FN-2	
1991	Rob Bodine, DL.....	FW-1, AP-2, TSN-2
1992	Stacy Seegars, G.....	AP-2, UPI-2, FN-3
1993	<b>Stacy Seegars, G.....</b> AP-1, WC-1, FN-1, UPI-2	
1995	Brian Dawkins, DB.....	AP-2, TSN-2
1995	Anthony Simmons, LB.....	AP-3
1996	Anthony Simmons, LB.....	TSN-1, FN-2, AP-3
1997	<b>Anthony Simmons, LB.....</b> AP-1, AFC-1, TSN-1, FN-2	
1997	Jim Bundryn, OT.....	FN-2, AP-3, TSN-3
1998	Antwan Edwards, DB.....	AP-3, FN-3
1999	Keith Adams, LB.....	FN-1, CBS-2, TSN-3
2000	<b>Keith Adams, LB.....</b> TSN-1, WC-1, CNNSI-1, FN-1, AP-1	
2000	Kyle Young, C.....	FN-1, TSN-1
2000	Robert Carswell, DB.....	TSN-2, AP-3
2001	Kyle Young, C.....	FN-3, TSN-3
2002	Brian Mance, DB.....	TSN-4
2004	Leroy Hill, LB.....	CFN-2, AP-3
2004	Justin Miller, DB.....	CFN-2, CNNSI-2
2005	<b>Tye Hill, DB.....</b> WC-1, AFCA-1, TSN-1, ESPN-1, AP-2	
2006	<b>*Gaines Adams, DE.....</b> AP-1, AFCA-1, FW-1, WC-1, TSN-1, CBS-1, R-1, CFN-1, CNN-1	
2006	Nathan Bennett, G.....	AP-3
2007	Barry Richardson, T.....	CFN-1, WC-2
2007	Chris McDuffie, G.....	TSN-2
2009	<b>*C.J. Spiller, RB-KR.....</b> AP-1, FC-1, FW-1, CBS-1, SIC-1, R-1, WC-1, PFW-1	
2009	Thomas Austin, G.....	TSN-3
2009	DeAndre McDaniel, S.....	FW-1, SIC-2, TSN-3, R-3
2010	<b>*Da'Quan Bowers, DE.....</b> AP-1, AFCA-1, FWAA-1, WC-1, TSN-1, SIC-1, R-1, CBS-1, CFN-1, SC-1, PFW-1	
2010	DeAndre McDaniel, S.....	R-3
2011	<b>Dwayne Allen, TE.....</b> AP-1, FWAA-1, WC-1, SIC-1, PS-1, CBS-2, PFW-HM.	

# ALL-AMERICANS FROM ACC SCHOOLS



2011 Sammy Watkins, WR-KR.... AP-1, Fox-1, R-1, SC-1, PFW-1, PS-2, SIC-HM.  
 2011 Andre Branch, DE ..... WC-2, CBS-2, SIC-2, R-2, PS-2, AP-3.  
 2012 Taj Boyd, QB ..... AFCA-1  
 2012 Dalton Freeman, C.... AFCA-1, AP-2, Fox-2, WC-2  
 2012 Sammy Watkins, WR ..... PFW-1  
 2012 DeAndre Hopkins, WR..... CBS-2, Fox-2, AP-3  
**2013 Vic Beasley, DE. CBS-1, USAT-1, SIC-1, TSN-1, WC-1, AP-2, FWAA-2, PS-2, LI-2.**  
 2013 Sammy Watkins, WR.....AFCA-1, AP-2, USAT-2, , WC-2, CBS-2, LI-2, PS-2.  
**2014 Vic Beasley, DE .....FC-1, AP-1, SIC-1, WC-1, ATH-2, CBS-2, FW-2, LI-21, PS-2, USAT-2.**  
 2014 Grady Jarrett, DT .....ATH-3

## Duke Blue Devils

1932 Fred Crawford, T ..... AP-2, UPI-2  
**1933 Fred Crawford, T.....AP-1, NEA-1, CL-1**  
 1934 Jack Dunlap, G..... LIB-3  
 1934 Earle Wentz, E ..... LIB-2  
 1935 Ace Parker, RB .....NEA-2, AP-3, UPI-3, LIB-3  
**1936 Ace Parker, RB AP-1, UPI-1, HRT-1, NEA-2 WC-1**  
 1936 Joe Brunansky, T..... WIL-3  
 1937 Elmore Hackney, RB .....NEA-2  
 1937 Walter Lipscomb, G .....CHM-3  
 1938 Dan Hill, C.....NEA-1, LIB-1, HRT-1, AP-2, UPI-2, WC-1  
 1938 Eric Tipton, RB .....NEA-3  
 1939 George McAfee, RB .....NEA-2, UPI-2, AP-2  
 1939 Allen Johnson, G ..... INS-2, Stern-2, CSW-2  
 1939 Frank Ribbar, G ..... HRT-2, AP-3  
 1940 Tony Ruffa, T.....LIB-2, WIL-2, AP-2, UPI-3  
 1941 Steve Lach, HB ..... NEA-1, CL-1, LIB-1 AP-2, UPI-2, LIFE-2  
 1941 Mike Karmazin, T..... LIFE-2, AP-3  
 1941 Bob Barnett, C ..... WIL-3  
 1942 Bob Gnatt, E ..... FN-1  
 1943 Pat Preston, T..... AP-1, INS-1  
 1943 Bob Gnatt, E ..... TSN-1, UPI-2, INS-2  
 1943 Bill Milner, G.....AP-1, TSN-1, FC-2, FW-2  
 1944 Tom Davis, FB ..... AP-3  
 1944 Ernie (Bear) Knotts, G..... CP-3  
 1944 Garland Wolfe, G ..... HW-1  
 1945 Ernie Knotts, G ..... FW-2  
 1945 George Clark, HB ..... FC-3  
 1946 Bill Milner, G.....AP-1, TSN-1, FC-2, FW-2  
 1948 Al DeRogatis, T ..... Chicago Tribune-1  
 1949 Louis Allen, T ..... AP-3  
 1950 Blaine Earon, E ..... AP-1  
 1950 Billy Cox, QB ..... CL-1  
 1951 Red Smith, HB ..... CL-1  
 1952 Ed Meadows, T ..... CL-1  
 1953 Ed Meadows, T. FW-1, WIL-1, FBD-1, UPI-2  
 1953 Bob Burrows, G ..... AP-3  
 1957 Wray Carlton, B ..... INS-2  
 1957 Roy Hord, T ..... WIL-1, AP-2, INS-2, UPI-2, NYN-2  
 1957 Tom Topping ..... FW-1, AP-3, NEA-3  
 1958 Wray Carlton, B ..... Grid-1  
 1959 Mike McGee, G ..... FW-1, Time-1, Look-1 NEA-2, WIL-2, UPI-3, TSN-3  
 1960 Tee Moorman, E ...FW-1, FN-1, FC-2, NEA-2, UPI-2  
 1960 Dwight Bumgarner, E ..... AP-3  
 1961 Art Gregory, T ..... AP-3  
 1962 Jean Berry, G ..... FW-1, WIL-2, FW-3  
 1962 Art Gregory, T ..... AP-2  
 1963 Jay Wilkinson, HB ...FW-1, FC-1, UPI-1, AP-2 WIL-2, NEA-3  
 1964 Mike Curtis, FB ..... NEA-3  
 1966 Bob Matheson, LB ..... AP-1, TSN-1, Time-1 FBD-2, HLM-2  
 1970 Dick Biddle, LB ..... AP-3  
**1971 Ernie Jackson, DB. KDK-1,FW-1,Grid-1,AP-2**  
 1971 Ed Newman, OG ..... FN-2  
 1972 Steve Jones, RB ..... AP-3  
 1974 Keith Stoneback, LB ..... FN-3  
 1976 Billy Bryan, C ..... FW-1, WC-1, AP-2  
 1981 Cedric Jones, WR ..... AP-2  
 1982 Chris Castor, WR ..... AP-2, FN-3  
 1982 Robert Oxendine, OT ..... FN-2, AP-3  
 1983 Ben Bennett, QB ..... AP-3  
 1983 Phillip Ebinger, C ..... FN-3  
 1986 Mike Junkin, LB ..... AP-2, TSN-2  
 1988 Clarkston Hines, WR ..... FW-1, AP-2, FN-3  
 1989 Chris Port, OT ..... FW-1, AP-2, UPI-2  
**1989 \*Clarkston Hines, WR ...AP-1, UPI-1, FW-1 FC-1, WC-1**  
 1994 Matt Williams, OT ..... UPI-2  
 1994 Robert Baldwin, RB ..... AP-3  
 1994 Ray Farmer, DB ..... AP-3  
 2000 Brian Morton, P ..... FW-1, TSN-1, AP-2

2006 John Talley, CB ..... TSN-1  
 2008 Michael Tauiliili, LB ..... WC-2, AP-3  
 2009 Vince Oghoase, DT ..... TSN-3  
 2010 Will Snyderwine, PK ..... AFCA-1, WC-2  
 2011 Matt Daniels, S ..... WC-2, R-3, Y-3  
 2013 Jamison Crowder, WR .. FWAA-2, PS-2, SIC-2  
 2013 Jeremy Cash, S ..... USAT-2  
 2013 DeVon Edwards, KR ..... WC-2  
 2014 Laken Tomlinson, G ..... AP-1, SIC-1, WC-1, ATH-2, TSN-2, USAT-2, LI-3, PS-3.  
 2014 Jeremy Cash, S .....FW-2, PS-2, WC-2  
 2014 Jamison Crowder, WR ..... LI-2

## Florida State Seminoles

1962 Gene McDowell, LB ..... AP-3  
**1964 Fred Biletnikoff, WR .... AP-1, FW-1, NEA-1 FN-1, UPI-2, AFC-2, WC-1**  
 1966 Del Williams, OG ..... AP-2  
 1967 Kim Hammond, QB ..... AP-2, UPI-2  
**1967 Ron Sellers, WR ..... AP-1, AFC-1, NEA-1 FN-1, UPI-2, FW-2**  
 1968 Ron Sellers, WR ..... AP-1, AFC-1, FN-1 TSN-1, Time-1, UPI-2, NEA-2, FWA-2  
 1968 Dale McCuller, LB ..... NEA-1, AP-3  
 1971 Rhett Dawson, WR ..... AP-3  
 1972 Gary Huff, QB ..... AFC-1, Grid-1, Time-1 CPFW-1, FN-2, UPI-2  
 1972 Barry Smith, WR ...AFC-1, AP-2, UPI-2, US-2 FN-3  
 1972 James Thomas, DB .... Time-1, CPFW-1, US-1  
 1976 Gil Wesley, C ..... FN-3  
 1978 Willie Jones, DE ..... UPI-2  
 1978 Ron Simmons, MG ..... FN-3  
 1979 Jackie Flowers, WR ..... UPI-2, FN-2  
**1979 Ron Simmons, MG..... AP-1, UPI-1, WC-1 FN-1, KDK-1, WC-1**  
 1979 Monk Bonasorte, DB ..... AP-3  
 1979 Scott Warren, DE ..... CH-1  
 1979 Gil Wesley, C ..... CH-1  
 1980 Monk Bonasorte, DB ..... FN-2  
 1980 Bobby Butler, DB ..... NEA-1, AP-3  
 1980 Reggie Herring, LB ..... AP-2  
 1980 Ken Lanier, OT ..... AP-2  
**1980 Ron Simmons, MG.....UPI-1, KDK-1 TSN-1, FN-3**  
 1980 Rohn Stark, P..... KDK-1,UPI-1,TSN-1,FW-1,FN-3  
 1981 Rohn Stark, P..... TSN-1, NEA-1, UPI-2, FN-2  
**1983 Greg Allen, RB ....UPI-1, WC-1, FN-2, AP-3**  
 1983 Alphonso Carreker, DL ..... FN-3  
 1984 Greg Allen, RB ..... WC-1, FN-1, UPI-2, AP-3  
 1984 Jamie Dukes, OG ..... FN-2  
**1985 Jamie Dukes, OG ..... WC-1, FW-1, UPI-2 AP-2, FN-3**  
 1986 Deion Sanders, DB ..... TSN-1, AP-3  
 1987 Pat Carter, TE..... TSN-1, AP-2, UPI-2  
 1987 Paul McGowan, LB ..... AP-1, TSN-1, FN-1  
**1987 \*Deion Sanders, DB .... AP-1, UPI-1, FWA-1 TSN-1, FN-1, WC-1, KDK-1, SH-1**  
 1987 Derek Schmidt, PK ..... UPI-2, AP-3  
 1987 Pat Tomberlin, OT ..... AP-3  
**1988 \*Deion Sanders, DB .....AP-1, UPI-1, FW-1 TSN-1, FN-1, WC-1, KDK-1**  
 1988 Odell Haggins, NG ..... AP-2  
 1988 Pat Tomberlin, OT. AP-2, UPI-2, TSN-2, FN-2 WC-1  
**1989 LeRoy Butler, CB ..... AP-1, UPI-1, WC-1**  
 1989 Odell Haggins, NG ... KDK-1, WC-1, UPI-2, FN-2  
 1989 Michael Tanks, C ..... AP-1, FW-1, UPI-2  
 1989 Eric Hayes, DT ..... FN-3  
 1990 Terrell Buckley, DB ..... AP-2, TSN-2, FN-2  
 1990 Lawrence Dawsey, WR... AP-1, FW-1, TSN-2, FN-3  
 1990 Marvin Jones, LB ..... AP-3  
**1991 \*Terrell Buckley, DB ...AP-1, UPI-1, KDK-1 FW-1, WC-1, TSN-1, FN-1, SH-1**  
**1991 Marvin Jones, LB.....AP-1, UPI-1, FW-1 WC-1, TSN-1, SH-1, FN-3**  
 1991 Casey Weldon, QB ..... WC-1, FN-1, SH-1 AP-2, TSN-2  
 1991 Amp Lee, RB ..... FN-3, WC-1  
**1992 \*Marvin Jones, LB .....AP-1, UPI-1, FW-1, KDK-1,WC-1, TSN-1, SH-1, FN-1, CPFW-1**  
 1992 Tamarick Vanover, KR.....SN-1, CPFW-1  
 1992 Corey Sawyer, DB ..... AP-2, FN-2  
 1992 Charlie Ward, QB ..... TSN-2, AP-3  
 1992 Robert Stevenson, OT ..... FN-2  
**1993 \*Charlie Ward, QB .....AP-1, UPI-1, FW-1 KDK-1, WC-1, TSN-1, SH-1, FN-1**  
**1993 \*Derrick Brooks, LB .....AP-1, UPI-1, FW-1 SH-1, KDK-1, WC-1**  
**1993 Corey Sawyer, DB ..... WC-1, UPI-1, TSN-1 FN-1, AP-2**  
 1993 Derrick Alexander, DL..... FW-1, UPI-2, AP-3

1993 Tamarick Vanover, KR..... TSN-2  
**1994 Derrick Brooks, LB ...WC-1,KDK-1,SH-1,UPI-2**  
**1994 Clifton Abraham, DB..... AP-1, UPI-1, WC-1 KDK-1, FN-1**  
 1994 Derrick Alexander, DL... AP-1,WC-1,UPI-2,TSN-2  
 1994 Clay Shiver, C ..... FW-1, SH-1, AP-2  
 1994 Kez McCorvey, WR ..... UPI-1  
**1995 Clay Shiver, C.....FW-1, FC-1, TSN-1 AP-2, FN-2, UPI-2**  
 1995 Danny Kanell, QB ..... FN-2  
 1995 Warrick Dunn, RB ..... FN-3  
**1996 Peter Boulware, DE .AP-1,TSN-1,FW-1,FN-1**  
**1996 Reinard Wilson, DE.....AP-1, FW-1, WC-1 FCA-1-FN-2, TSN-2**  
 1996 Warrick Dunn, RB ..... FW-1, AP-2, FN-3  
 1996 Walter Jones, OT ..... AP-2  
**1997 Andre Wadsworth, DE .....AP-1, ,FN-1 WC-1, TSN-1, AFC-1**  
**1997 Sam Cowart, LB.. AP-1, FN-1, FW-1, TSN-1**  
 1997 Kevin Long, C ..... AFC-1, AP-3, FN-3  
 1997 E.G. Green, WR ..... AP-2, FN-2  
 1997 Tra Thomas, OT ..... AP-2  
 1997 Daryl Bush, LB ..... AP-3  
 1997 Thad Busby, WB ..... AP-3  
 1997 Samari Rolfe, DB ..... AP-3  
**1998 Sebastian Janikowski, PK .....AP-1, FW-1 TSN-1, FBD-1**  
**1998 Peter Warrick, WR ..... AP-1, WC-1, TSN-1 FBD-1, FN-2**  
 1998 Corey Simon, DL ..... AP-1, FN-2  
 1998 Jason Whitaker, OL ..... FW-1, AP-3  
 1998 Lamont Green, LB ..... TSN-2  
**1999 \*Peter Warrick, WR ....FN-1, FW-1, CBS-1 FBD-1, WC-1, TSN-1, AFC-1, CNN-1**  
**1999 \*Sebastian Janikowski, PK .....FN-1, FW-1 FBD-1, WC-1, TSN-1, AFC-1, CNN-1, CBS-1**  
**1999 Corey Simon, DL..... CNN-1, FW-1, CBS-1 FBD-1, WC-1, TSN-1, AFC-1, FN-2**  
**1999 Jason Whitaker, OL..... FN-1. CBS-1, WC-1 AFC-1, TSN-2**  
**2000 \*Jamal Reynolds, DE.....AP-1, WC-1, FC-1 TSN-1, FW-1, CNNSI-1, FN-1**  
**2000 Marvin Minnis, WR.....AP-1, FN-1, TSN-1 FC-1, CNNSI-1, FW-1**  
 2000 Chris Weinke, QB ...FN-1, CNNSI-1, AP-2, TSN-2  
**2000 Tay Cody, DB..... TSN-1, FC-1, AP-2, FN-2**  
 2000 Carlos Thomas, OT ..... WC-1  
 2000 Chris Hope, DB ..... TSN-2  
 2000 Tommy Polley, LB ..... TSN-3, FN-3  
 2002 Brett Williams, OT..... FC-1, TSN-1, CFN-1 AP-2, CNNSI-2  
 2002 Alonzo Jackson, DE..... CFN-2  
 2002 Montrae Holland, OG. AP-3, TSN-3, CNNSI-2  
**2003 Alex Barron, OT .....AP-1, FW-1, WC-1, CNN-2, CFBN-2**  
 2003 Darnell Dockett, DT ... CFBN-1, CNN-2, TSN-2, AP-3  
 2003 Michael Boulware, LB ..... AP-3  
 2003 Craphonso Thorpe, WR ..... AP-3  
**2004 \*Alex Barron, OTAP-1, FW-1, WC-1, TSN-1, FC-1, CFN-1, ESPN-1, CBS-1, CNNSI-2**  
 2004 Travis Johnson, DLESPN-1, CBS-1, CFN-2, AP-3  
 2004 Ernie Sims, LB ..... ESPN-1  
 2005 Brodrick Bunkley, DL ..... FW-1, TSN-2, AP-3  
 2006 Buster Davis, LB AFCA-1, TSN-2, WC-2, R-3.  
 2007 Gary Cismesia, PK.....TSN-2, SIC-2, CFN-3.  
 2008 Graham Gano, PK... R-1, CBS-1, WC-2, AP-2, SIC-2  
 2008 Michael Ray Garvin, DB-KR ..... TSN-1  
 2008 Myron Rolfe, DB ..... AP-3  
 2009 Rodney Hudson, G..... FW-1, SIC-1, AP-2, R-2  
 2009 Greg Reid, S-PR ..... TSN-3, R-3  
**2010 \*Rodney Hudson, G...AP-1, AFCA-1, FWAA-1,WC-1, TSN-1,SIC-1, R-1, CBS-1, CFN-1, SC-1.**  
 2010 Brandon Jenkins, DE ..... R-2, SC-2  
 2010 Xavier Rhodes, CB ..... CFN-3  
**2011 Shawn Powell, P ..... AFCA-1, WC-1, R-1, Fox-2, AP-3.**  
**2012 Bjoern Werner, DE ..... AFCA-1, AP-1, WC-1, FWAA-1, CBS-1, Fox-1, PFW-1, SIC-2.**  
 2012 Dustin Hopkins, P ..... WC-1, Fox-1, CBS-1, ESPN-1, PFW-1, AP-2, SIC-2.  
 2012 Xavier Rhodes, CB ..... Fox-2.  
**2013 Jameis Winston, QB .AP-1, CBS-1, ESPN-1, FWAA-1, USAT-1, SIC-1, TSN-1, PS-1, LI-1, WC-2**  
**2013 \*Lamarcus Joyner, CBAFCA-1, AP-1, ESPN-1, FWAA-1, LI-1, PS-1, USAT-1, SIC-1, TSN-1WC-1, CBS-2.**  
**2013 Bryan Stork, C ..... AP-1, ESPN-1, FWAA-1, LI-1, PS-1, SIC-2, WC-2, CBS-3.**  
 2013 Roberto Aguayo, PK ..... AP-1, CBS-1, LI-1,



# ALL-AMERICANS FROM ACC SCHOOLS

2013 Tre' Jackson, G.....CBS-2, PS-4  
 2013 Telvin Smith, LB.....SIC-2, PS-3  
 2014 Roberto Aguayo, PK...FC-1, AP-1, TSN-1, CBS-1, SIC-1, USAT-1, WC-1, ATH-1, LI-1, FW-2, PS-2  
 2014 Cameron Erving, C-T.....CBS-1, LI-1, ATH-1  
 2014 Rashad Greene, WR...PS-1, LI-1, AP-2, ATH-2, FW-2, SIC-2  
 2014 Tre' Jackson, G.....FC-1, AP-1, FW-1, TSN-1, WC-1, ATH-1, CBS-1, PS-1, SIC-1, LI-2, USAT-2  
 2014 Nick O'Leary, TE...FC-1, AP-1, CBS-1, WC-1, USAT-1, PS-1, ATH-1, LI-1, SIC-1, FW-2, TSN-2  
 2014 Ronald Darby, CB.....CBS-2  
 2014 Josue Matias, G.....CBS-2  
 2014 Julien Ramsey, S...USAT-1, AP-2, ATH-2, FW-2, LI-2, PS-2, SIC-2, TSN-2  
 2014 P.J. Williams, CB.....USAT-2, LI-3  
 2014 Eddie Goldman, DT.....AP-3, ATH-3, LI-3, PS-3, SIC-3.

## Georgia Tech Yellow Jackets

1916 George (Pup) Phillips, C.....WC-3  
 1916 Everett Strupper, RB.....NEA-1  
 1917 Everett Strupper, RB.....MNK-1, NEA-1 WC-1, INS-2  
 1917 Walker Carpenter, T.....MNK-1, WC-1  
 1917 Joe Guyon, RB.....WC-1, NEA-2  
 1917 Judy Harlan, FB.....WC-1  
 1917 Albert Hill, QB.....WC-1, INS-2  
 1918 Joe Guyon, RB.....MNK-1  
 1918 Ashel (Bum) Day, C.....WC-1  
 1918 Bill Fincher, E.....MNK-1, WC-2  
 1918 Ralph Flowers, FB.....WC-2  
 1920 Bill Fincher, E.....WC-1  
 1920 Ralph Flowers, FB.....INS-3  
 1921 David (Red) Barron, FB.....INS-3, WC-3  
 1921 Judy Harlan, FB.....NEA-3, FBW-3  
 1922 David Barron, FB.....WC-2, MNK-2  
 1924 Walter Godwin, G.....INS-3  
 1924 Doug Wyckoff, FB.....GR-2  
 1925 Walter Godwin, G.....INS-2  
 1925 Doug Wyckoff, FB.....UP-2, INS-3  
 1928 Warner Mizell, RB.....NANA-1, INS-1, AP-2 UPI-2, NEA-2, CP-2  
 1928 Roy Lumpkin, HB.....NEA-3  
 1928 Peter Pund, C.....GR-1, UPI-1, NEA-1, INS-1 NANA-2, CP-2, AP-3, WC-1  
 1928 Frank Speer, T.....AP-1  
 1930 Vance Maree, T.....INS-3  
 1937 Bill Jordan, E.....AP-2, INS-2, NEA-3  
 1938 Jack Chivington, G.....HRT-2  
 1939 Bob Ison, E.....HRT-1, CP-3, NEA-3  
 1940 Bob Ison, E.....UPI-3  
 1942 Clint Castleberry, HB.....UPI-2, INS-2 NEA-2, TSN-3, AP-3  
 1942 Harvey Hardy, G.....UPI-1, NEA-1, CP-1 NW-1, AP-2  
 1942 Ed Ryckley, G.....FN-2  
 1943 George Manning, C.....TSN-2  
 1943 George Prokop, HB.....AP-2, UPI-2, TSN-2 CP-2, INS-2, FBD-2  
 1943 John Steber, G.....AP-1, INS-1, UPI-2, TSN-2  
 1944 Frank Broyles, HB.....FW-2  
 1944 Luke Bowen, G.....Stars & Stripes-1  
 1944 Phil Tinsley, E.....AP-1, TSN-1, NEA-1 CP-1, GR-1, UPI-2, FW-2, FBD-2  
 1946 Paul Duke, C.....AP-1, UPI-1, NEA-1, WC-1 CL-1, AFCA-1  
 1947 Bob Davis, T.....UPI-1, NEA-1, INS-1 KDK-1, CL-1, TSN-1, FW-1  
 1948 George Brodnax, E.....CL-1  
 1948 Glen Healy, G.....NEA-1, INS-1, TSN-1, FW-1  
 1951 Ray Beck, G.....AP-1, NEA-1, FW-1, CL-1  
 1951 Lamar Wheat, DT.....INS-1  
 1952 Hal Miller, T.....UPI-1, NEA-1, TSN-1, FW-1, WC-1  
 1952 Leon Hardeman, HB.....INS-1, TSN-1, NEA-2, UPI-2  
 1952 Buck Martin, E.....CL-1  
 1952 George Morris, LB.....NEA-1, FW-1, AP-2  
 1952 Bobby Moorehead, DB.....AP-1, INS-1  
 1952 Pete Brown, C.....AP-1, NEA-2  
 1953 Larry Morris, C.....AP-1, UPI-1, CL-1 TSN-1, INS-2, WC-1  
 1954 Larry Morris, C.....UPI-2  
 1954 Franklin Brooks, G.....UPI-3  
 1955 Franklin Brooks, G.....UPI-3  
 1956 Alan Ecker, G.....UPI-2, NEA-2  
 1956 Don Stephenson, C.....FW-1, Look-1, AP-2 UPI-3, NYN-3  
 1957 Don Stephenson, C.....UPI-1, TSN-1, NYN-1 INS-2, AP-2  
 1959 Maxie Baughan, C.....AP-1, UPI-1, AFCA-1 FN-1, TSN-1, WC-1

1962 Rufus Guthrie, G.....AFCA-1, FW-1, FN-1 NEA-2, AP-2, UPI-2, TSN-3  
 1962 Billy Lothridge, QB.....FN-1, UPI-3  
 1962 Mike McNames, FB.....NEA-3  
 1962 Dave Watson, G.....FN-1, UPI-3  
 1963 Billy Lothridge, QB.....AP-1, FW-1, UPI-2  
 1963 Billy Martin, E.....NEA-1, TSN-1, UPI-2  
 1964 Gerry Bussell, DB.....TSN-1  
 1965 Bill Curry, C.....AFCA-2  
 1966 Jim Breland, C.....AP-1, UPI-1, NEA-1 AFCA-1, FN-1, CP-1, WC-1  
 1966 Lenny Snow, TB.....FW-1, FN-2  
 1969 Rock Perdoni, DT.....AP-3  
 1970 Rock Perdoni, DT.....AP-1, UPI-1, AFCA-1 FW-1, TSN-1, CP-1, WC-1  
 1971 Smylie Gebhart, DE.....AP-1  
 1972 Randy Rhino, DB.....FW-1, AP-2  
 1973 Randy Rhino, DB.....UPI-1, AFCA-1, WC-1  
 1974 Randy Rhino, DB.....WC-1, AP-2, UPI-2  
 1975 Leo Tierney, C.....AP-3  
 1976 Leo Tierney, C.....UPI-2, AP-3  
 1977 Lucius Sanford, LB.....AFCA-1, TSN-1, AP-2  
 1978 Eddie Lee Ivory, RB.....AP-2, UPI-2  
 1978 Don Bessilieu, DB.....TSN-1  
 1984 Robert Lavette, RB.....FN-3  
 1985 Pat Swilling, LB.....FW-1, UPI-2, TSN-2, FN-3  
 1985 John Davis, OT.....TSN-1, FN-2  
 1986 John Davis, OT.....SH-1, UPI-2  
 1987 Riccardo Ingram, DB.....UPI-2  
 1989 Ken Swilling, DB.....AP-3  
 1990 \*Ken Swilling, DB.....AP-1, UPI-1, AFCA-1 WC-1, TSN-1, FN-1  
 1990 Marco Coleman, LB.....SH-1  
 1991 Willie Clay, DB.....AP-2, UPI-2, TSN-2, FN-2  
 1991 Marco Coleman, LB.....FW-1, SH-1, AP-2 UPI-2, FN-2, TSN-2  
 1992 Coleman Rudolph, DT.....WC-1, TSN-1 SH-1, FN-2, AP-2  
 1992 Scott Sisson, PK.....WC-1, AP-2, TSN-2, FN-2  
 1994 Jason Bender, P.....AP-3, CSM-3  
 1996 Curtis McGee, OT.....FN-3  
 1997 Rodney Williams, P.....FN-3  
 1998 Craig Page, C.....AP-1, TSN-1, FW-1, FN-2  
 1999 Jon Carman, OT.....TSN-2, FN-3, CBS-2  
 1999 Joe Hamilton, QB.....FN-1, FW-1, WC-1 CBS-1, AFC-1, CNN-1, FBD-1, TSN-2  
 2000 Chris Brown, OT.....FW-1, WC-1, CNNSI-1 FC-1, FN-1, AP-1  
 2001 Greg Gathers, DE.....FN-2, TSN-2  
 2003 Keyaron Fox, LB.....CNN-2  
 2003 Hugh Reilly, C.....CNN-2  
 2005 Calvin Johnson, WR.....AFCA-1, AP-2, TSN-2, CFN-2  
 2006 \*Calvin Johnson, WR.....AP-1, AFCA-1, CFB-1, CNN-1, CBS-1, WC-1, R-1, TSN-1, FWAA-1;  
 2006 Durant Brooks, PAP-2, CFN-2, CNN-2, WC-2  
 2006 Phillip Wheeler, LB.....R-2  
 2007 Durant Brooks, P.....ESPN-1, CFN-1, R-1, SIC-1, CFW-1, AP-2, WC-2  
 2007 Vance Walker, DT.....AP-3, R-3  
 2008 Morgan Burnett, DB.....CPFW-1, R-2, SIC-2, TSN-2  
 2008 Michael Johnson, DE.....FC-1  
 2008 Jonathan Dwyer, AB.....CPFW-1  
 2009 Derrick Morgan, DE.....AP-1, FW-1, PFW-1, SIC-2, TSN-2, WC-2, R-2, CBS-2  
 2009 Cord Howard, G.....CBS-2, R-3  
 2009 Demaryius Thomas, WR.....R-3, AP-3  
 2011 Omoregie Uzzi, G.....SIC-2, R-3  
 2012 Omoregie Uzzi, G.....CBS-3  
 2013 Jeremiah Attaochu, DE.....AP-3, CBS-3, PS-4  
 2014 Shaquille Mason, G.....USAT-1, FW-2, PS-2, AP-3, ATH-3, SIC-3.

## Louisville Cardinals

1949 Tom Lucia, RB.....AP-1  
 1957 Lenny Lyles, RB.....AP-1  
 1963 Ken Kortas, T.....DS-1  
 1972 Tom Jackson, LB.....WC-1, FN-3  
 1972 Howard Stevens, RB.....AP-2, FN-2, UPI-2, WC-2  
 1979 Otis Wilson, LB.....TSN-1  
 1990 Mark Zander, LB.....AP-3  
 1992 Ray Buchanan, CB.....FN-2  
 1993 Anthony Bridges, CB.....AP-2, FN-2, UPI-2  
 1994 Roman Oben, T.....GN-1  
 1995 Roman Oben, T.....CSM-2, FN-1  
 1995 Tyrus McCloud, LB.....TSN-2, AP-3  
 1995 Jamie Asher, FB.....FN-1, UPI-1  
 1995 Sam Madison, CB.....AP-3, CSM-3  
 1996 Sam Madison, CB.....FN-1, GN-3  
 1998 Ibn Green, TE.....FN-2, TSN-2, AP-3  
 1999 Ibn Green, TE.....AFCA-1, FN-2, TSN-2  
 2000 Anthony Floyd, S.....WC-1, AP-2, FN-2  
 2001 Dewayne White, DE.....CFN-2, FN-3, TSN-3

2002 Broderick Clark, WR.....CFN-2  
 2004 Travis Lemfett, T.....AP-3  
 2005 \*Elvis McDermott, DE...AFCA-1, AP-1, WC-1, SIC-1, CFN-1  
 2006 Art Carmody, PK.....AP-2  
 2006 Amobi Okoye, DT.....AP-2  
 2006 Kurt Quarterman, C.....AP-3  
 2007 Harry Douglas, WR.....AP-2  
 2008 Vic Anderson, RB.....CFN-2  
 2010 Hakeem Smith, S.....R-1  
 2010 Johnny Patrick, CB.....PS-3  
 2011 Teddy Bridgewater, QB.....CBS-1, Y-1  
 2013 Marcus Smith, DE.....FWAA-1, PS-1, WC-2, USAT-2, AP-3, CBS-3  
 2014 \*Gerod Holliman, S.....FC-1, AP-1, ATH-1, CBS-1, FW-1, LI-1, PS-1, SIC-1, TSN-1, USAT-1, WC-1

## Miami Hurricanes

1950 Al Carapella, T.....AP-1  
 1951 Jim Dooley, HB.....AP-1  
 1952 Nick Chickillio, G.....AP-1  
 1954 Frank McDonald, E.....TSN-1  
 1956 Don Bosseler, FB.....AP-1  
 1959 Fran Curci, QB.....AP-1  
 1960 Bill Miller, WR.....TSN-1  
 1961 Bill Miller, WR.....AP-1, UPI-1, TSN-1, FW-1  
 1962 George Mira, QB.....FWAA-1, AP-1  
 1963 George Mira, QB.....FWAA-1, AP-1  
 1963 Dan Connors, T.....TSN-1  
 1965 Ed Weisacosky, DE.....TSN-1  
 1966 Ted Hendricks, DE  
 1966 Tom Beier, DB.....AP-1, UPI-1, NEA-1, FW-1, AFCA-1  
 1967 \*Ted Hendricks, DE...AP-1, CP-1, FC-1, FW-1 NEA-1, UPI-1  
 1968 \*Ted Hendricks, DE.....AP-1, UPI-1, FW-1, TSN-1, NEA-1, FN-1, WC-1  
 1971 Harold Sears, LB.....AP-1  
 1972 Chuck Foreman, RB.....TSN-1  
 1972 Burgess Owens, DB.....TSN-1, Time-1  
 1972 Tony Cristiani, MG.....NEA-1  
 1973 Tony Cristiani, MG.....WC-1, FW-1  
 1974 Rubin Carter, MG.....UPI-1, KDK-1  
 1974 Dennis Harrah, OT.....TSN-1, Time-1  
 1976 Eddie Edwards, DT.....TSN-1  
 1977 Don Latimer, MG.....TSN-1  
 1978 Don Smith, DT.....KDK-1, TSN-1  
 1980 Jim Burt, MG.....NEA-1  
 1980 Fred Marion, DB.....FN-1, UPI-1, KDK-1  
 1981 Danny Miller, K.....FN-1  
 1981 Lester Williams, DT.....WC-1, KDK-1  
 1983 Jay Brophy, LB.....FN-1  
 1984 Eddie Brown, WR.....AP-1, KDK-1, UPI-1  
 1985 Willie Smith, TE.....WC-1, KDK-1, AP-1  
 1986 \*Jerome Brown, DT.....AP-1, UPI-1, WC-1, KDK-1, FC-1, FW-1  
 1986 \*Viny Testaverde, QB ... AP-1, TSN-1, KDK-1, WC-1, FC-1, FW-1  
 1986 Bennie Blades, DB.....AP-1, KDK-1  
 1987 \*Bennie Blades, DB . AP-1, WC, KDK-1, UPI-1  
 1987 \*Daniel Stubbs, DE... AP-1, UPI-1, WC-1, FW-1  
 1988 Cleveland Gary, RB.....FN-1  
 1988 Bill Hawkins, DE.....ESPN-1, KDK-1, WC-1  
 1988 Steve Walsh, QB.....AP-1, FW-1, ESPN-1  
 1989 Greg Mark, DE.....AP-1, KDK-1  
 1990 Maurice Crum, LB.....AP-1, WC-1, FN-1  
 1990 \*Russell Maryland, DT ... AP-1, UPI-1, KDK-1, WC-1  
 1991 Carlos Huerta, PK.....AP-1, WC-1, FN-1, TSN-1  
 1991 Leon Searcy, OT.....FW-1, TSN-1, FN-1, AP-1  
 1991 Darrin Smith, LB.....FN-1, AP-2  
 1991 Darryl Williams, FS..... AP-1, KDK-1, WC-1  
 1991 Kevin Williams, WR/KR.....TSN-1  
 1992 Darrin Smith, LB.....UPI-1  
 1992 Michael Barrow, LB.....WC-1, FN-1, UPI-1  
 1992 \*Gino Torretta, QB ... FN-1, WC-1, AP-1, KDK-1  
 1992 Ryan McNeil, DB.....FN-1, WC-1, KDK-1  
 1993 Kevin Patrick, DE.....AP-1, KDK-1  
 1994 C.J. Richardson, S.....AP-1  
 1994 \*Warren Sapp, DT ... AP-1, FN-1, FW-1, FC-1 TSN-1, WC-1, UPI-1  
 1995 Ray Lewis, LB.....AP-1  
 1996 K. C. Jones, C.....AP-1  
 1999 Richard Mercier, OG.....TSN-1  
 1999 Daniel (Bubba) Franks, TE.....TSN-1, FN-1  
 2000 \*Dan Morgan, LB ... AP-1, FN-1, FW-1, TSN-1 WC-1  
 2000 Santana Moss, WR.....AP-1, TSN-1  
 2000 Joaquin Gonzalez, OT.....FW-1, FN-2  
 2000 Bryant McKinnie, OT.....FN-1  
 2000 Edward Reed, SS.....FW-1, FN-1, TSN-1, FC-1  
 2001 Joaquin Gonzalez, OT.....FW-1, CNN-1, FN-2  
 2001 Bryant McKinnie, OT.....AP-1, TSN-1, CBS-1



2001 Edward Reed, SS.....FW-1, FN-1, TSN-1, FC-1  
 2001 Brett Romberg, C ..... CBS-1  
 2001 Jeremy Shockley, TE..... CNN-1, CBS-2, AP-2, TSN-4  
 2001 Todd Sievers, K..... CNN-1, TSN-2, AP-2  
 2001 Phillip Buchanan, CB ..... ABC-1, CBS-1, AP-2  
 2001 Joaquin Gonzalez, T ..... CBS-2, FN-3  
 2001 Ken Dorsey, QB ..... AP-2, TSN-4  
 2001 Clinton Portis, RB ..... AP-3  
 2001 Martin Bilba, T ..... AP-3  
 2001 Jerome McDougale, DE ..... AP-3  
 2001 William Joseph, DT ..... AP-3  
 2002 Ken Dorsey, QB ..... FC-1, WC-1, AP-3, TSN-3  
 2002 Jerome McDougale, DE ..... FC-1, AP-2, TSN-2  
 2002 Andre Johnson, WR ..... AP-3  
 2002 William Joseph, DT ..... AP-3  
 2002 Kellen Winslow, TE ..... AP-2, TSN-2  
 2002 Jonathan Vilma, LB ..... CFN-2, TSN-3  
 2002 Willis McGahee, RB ..... AP-1, FC-1, FW-1, CNN-1, WC-1, CFN-2  
 2002 Brett Romberg, C ..... AP-1, FC-1, FW-1, CNN-1, CFN-1, TSN-2  
 2003 \*Kellen Winslow, TE ..... AP-1, FW-1, TSN-1, WC-1, FC-1, CNN-2,  
 2003 \*Sean Taylor, DB ..... AP-1, FW-1, CNN-1, TSN-1, CFN-1, WC-1  
 2003 Jonathan Vilma, LB WC-1, FC-1, AP-2, CNN-2  
 2003 Ryne Robinson, PR ..... CFN-1  
 2003 Vernon Carey, OL ..... AP-3, CFN-3  
 2003 D.J. Williams, LB ..... TSN-2, AP-3  
 2003 Antrel Rolle, DB ..... AP-3  
 2003 Vince Wilfork, DT ..... CFN-3  
 2004 \*Antrel Rolle, DB ..... AP-1, FW-1, WC-1, TSN-1, FC-1, CFN-1, CNN-1  
 2004 Devin Hester, KR ..... WC-1, TSN-1, CFN-2  
 2005 Eric Winston, OT ..... AFCA-1, CBS-1, WC-1, CNN-1, CFN-1, AP-2  
 2005 Kelly Jennings, DB ..... CNN-1, CBS-1, AP-2, CFN-2  
 2005 Brandon Merriweather, DB ..... FW-1, CFN-2, TSN-2  
 2005 Orien Harris, DL ..... AP-2  
 2006 Kenny Phillips, DB ..... R-3  
 2007 Kenny Phillips, DB ..... TSN-2, AP-3, R-3, CFN-3  
 2009 Brandon Harris, CB ..... SIC-2, AP-3  
 2010 Orlando Franklin, T ..... CFN-3  
 2010 Leonard Hankerson, WR ..... R-3  
 2011 Sean Spence, LB ..... Fox-2, SC-2  
 2012 Duke Johnson, SP ..... WC-2, CBS-3  
 2013 Pat O'Donnell, P ..... USAT-2, SIC-2  
 2013 Denzel Perryman, LB ..... PS-4  
 2014 Denzel Perryman, LB ..... ATH-2, CBS-2, AP-3, LI-3, PS-3, SIC-3  
 2014 Clive Walford, TE ..... ATH-2, AP-3, PS-3, SIC-3  
 2014 Duke Johnson, RB ..... ATH-3

## North Carolina Tar Heels

1929 Ray Farris, G ..... NEA-2, AP-3  
 1933 George Barclay, G ..... AP-3, CP-3  
 1934 George Barclay, G ..... AP-1, GR-1, CD-1, IFA-1, WC-1, HRT-1, NEA-1, WIL-1, INS-1, UPI-2, CP-2  
 1935 Don Jackson, RB ..... AP-2, CP-2, NEA-2  
 1936 Andy Bershak, E ..... AP-2, WIL-3  
 1937 Andy Bershak, E ..... CSW-1, GR-1, CP-1, NEA-1, IFA-1, UPI-2, INS-3, AP-3  
 1938 Steve Maronic, T ..... CP-1, NW-2, UPI-2, NEA-2, AP-3  
 1939 George Stirnweiss, B ..... CP-2, NEA-3  
 1939 Jim Lalanne, B ..... INS-2, BST-2, NEA-3  
 1939 Paul Severin, E ..... AP-1, WIL-1, NEA-2, UPI-3  
 1940 Paul Severin, E ..... AP-1, WIL-1, NEA-1, NW-1, NYN-1, CL-1, CSW-1, CP-2, INS-2, BST-2, UPI-2  
 1943 Ray Poole, E ..... BST-3  
 1946 Charlie Justice, RB ..... UPI-2, NEA-2, AP-3, Grid-2, AFCA-3  
 1947 Charlie Justice, RB ..... AP-2, NEA-2, INS-3, CP-3  
 1948 Charlie Justice, RB ..... AP-1, NEA-1, UPI-1, AFCA-1, INS-1, CP-1, WIL-1, TSN-1, BST-1, FBD-1, NYN-1, FW-2  
 1948 Art Weiner, E ..... FW-1, NYS-1, TSN-2, CP-3, NEA-3  
 1948 Len Szafaryn, T ..... FW-2  
 1949 Charlie Justice, RB ..... AP-1, AFCA-1, INS-1, WIL-1, TSN-1, FBD-1, UPI-2, CP-2, FW-3  
 1949 Art Weiner, E ..... UPI-1, TSN-1, FW-2, CP-2, INS-2, FBD-2  
 1949 Ken Powell, E ..... NEA-2  
 1950 Irv Holdash, C ..... AP-1, NEA-1, FBD-1, BST-1, HLM-1, UPI-2, CP-2, TSN-2  
 1958 Al Goldstein, E ..... FW-1, NEA-1, Look-1  
 1958 Phil Blazer, T ..... FBD-2, CP-3  
 1959 Jim Lecompte, G ..... NEA-3  
 1963 Bob Lacey, E ..... AP-1, FW-1, NEA-2  
 1964 Ken Willard, RB ..... AFCA-2  
 1969 Ed Chalupka, G ..... AP-3

1970 Don McCauley, RB ..... AP-1, FW-1, AFCA-1, CP-1, WC-1, FN-1, UPI-2  
 1972 Ron Rusnak, G ..... AP-1, UPI-1, FW-1, AFCA-1, FN-2  
 1972 Jerry Sain, OT ..... FN-2  
 1974 Ken Huff, G ..... AP-1, NEA-1, TSN-1, WC-1, AFCA-1, Time-1, FN-2, UPI-2  
 1974 Charles Waddell, E ..... TSN-1  
 1976 Mike Voight, RB ..... AP-2, UPI-2  
 1976 Mark Cantrell, C ..... FN-2  
 1977 Dee Hardison, DT ..... AP-1, FW-1, FN-2, UPI-2, NEA-2, CPFW-2  
 1978 Mike Salzano, OG ..... FN-3  
 1979 Ricky Barden, DB ..... FN-2  
 1979 Ron Wooten, G ..... FN-2  
 1980 \*Lawrence Taylor, LB ..... AP-1, UPI-1, FN-1, AFCA-1, FW-1, TSN-1, CPFW-1, NEA-2  
 1980 Ron Wooten, G ..... FN-1, WC-1, NEA-1, UPI-2, CPFW-2, AP-3  
 1980 Rick Donnalley, C ..... AP-2, FN-2  
 1980 Amos Lawrence, RB ..... FN-3, CPFW-3  
 1981 David Drechsler, G ..... FW-1, FN-2  
 1981 Greg Poole, DB ..... AP-2, FN-3  
 1982 David Drechsler, G ..... FW-1, FN-1, WC-1, AP-2, UPI-2, NEA-2, CPFW-2  
 1982 William Fuller, DT ..... FW-1, FN-1, CPFW-1, AP-2, UPI-2, NEA-2  
 1983 William Fuller, DT ..... FW-1, FN-1, CPFW-1, AFCA-1, WC-1, TSN-1, UPI-2, NEA-2  
 1983 Ethan Horton, RB ..... FN-3  
 1983 Brian Blados, OT ..... AP-1, NEA-1, UPI-2, CPFW-2, FN-3  
 1984 Ethan Horton, RB ..... UPI-2, AP-3  
 1986 Harris Barton, OT ..... AP-1, NEA-1, ATH-1, TSN-2, FN-3  
 1986 Derrick Fenner, RB ..... CPFW-3  
 1987 Carlton Bailey, NG ..... NEA-2  
 1988 Jeff Garnica, C ..... AP-3  
 1989 Pat Crowley, G ..... FN-3  
 1990 Kevin Donnalley, OT ..... CPFW-3  
 1992 Randall Parsons, C ..... AP-3  
 1992 Natrone Means, RB ..... FN-3  
 1993 Bracey Walker, DB ..... AFCA-1, FW-1, SH-1, AP-2, UPI-2, TSN-2, FN-3  
 1994 Marcus Jones, DE ..... AP-3  
 1995 Marcus Jones, DE ..... AP-1, WC-1, UPI-1, FC-1, TSN-2  
 1996 Dre' Bly, DB ..... AP-1, TSN-1, FW-1, WC-1, FN-2  
 1996 Brian Simmons, LB ..... AP-2, TSN-2  
 1996 Freddie Jones, TE ..... FN-3  
 1997 Greg Ellis, DE ..... AP-1, AFC-1, FN-1, WC-1, TSN-2  
 1997 Brian Simmons, LB ..... AP-1, FN-1, WC-1, TSN-2  
 1997 Dre' Bly, DB ..... AP-1, FN-1, FW-1, WC-1, TSN-3  
 1997 Kivuusama Mays, LB ..... FN-2, AP-3  
 1998 Dre' Bly, DB ..... WC-1, AP-2, FBN-3  
 1998 Ebenezer Ekuban, DL ..... TSN-3  
 1999 Brian Schmitz, P ..... TSN-1  
 2000 Julius Peppers, DE ..... CNN-1, FN-2, AP-2  
 2001 \*Julius Peppers, DE ..... AP-1, FN-1, FW-1, AFC-1, WC-1, TSN-1, CNN-1, CBS-1  
 2001 Ryan Sims, DT ..... CBS-3, AP-3  
 2008 Trimane Goddard, DB ..... AP-2, WC-2, R-3  
 2009 Robert Quinn, DE ..... CBS-2  
 2010 Bruce Carter, LB ..... PFW-1  
 2010 Quinton Coples, DT ..... SC-2  
 2011 Zack Brown, LB ..... R-2  
 2012 \*Jonathan Cooper, G ..... AFCA-1, AP-1, FWAA-1, WC-1, CBS-1, ESPN-1, Fox-1, SIC-1, PFW-1  
 2012 Sylvester Williams, DT ..... PFW-1  
 2012 Giovanni Bernard, SP ..... CBS-2, AP-3  
 2013 Eric Ebron, TE ..... ESPN-1, AP-2, ESPN-2, USAT-2, FWAA-2, LI-2, PS-2, SIC-2, WC-2  
 2013 Ryan Switzer, PR ..... ESPN-1, FWAA-1, PS-1, CBS-2, USAT-2  
 2013 Kareem Martin, DE ..... PS-3  
**NC State Wolfpack**  
 1918 John Ripple, T ..... WC-2  
 1930 Mac Stout, L ..... ALL-B  
 1935 Steve Sabol, C ..... NEA-2, AP-2  
 1939 Ed (Ty) Coon, T ..... NEA-2, NYS-2, LNB-2, HRT-3  
 1950 Elmer Costa, T ..... Chicago Tribune-1  
 1957 Dick Christy, RB ..... AP-1, UPI-1  
 1960 Roman Gabriel, QB ..... FW-1, FN-1, AFCA-2, UPI-2, NEA-2  
 1961 Roman Gabriel, QB ..... FW-1, FN-1, AFCA-1, Time-1, UPI-2, NEA-2  
 1963 Don Montgomery, E ..... FW-2  
 1966 Dennis Byrd, T ..... FW-1, NEA-1, AP-2  
 1967 Dennis Byrd, T ..... AP-1, UPI-1, TSN-1, FW-1, NEA-1, AFCA-1, CP-1, Time-1, WC-1  
 1967 Fred Combs, DB ..... FW-1, UPI-2

1967 Gerald Warren, PK ..... AP-2  
 1968 Gerald Warren, PK ..... AP-1  
 1968 Ron Carpenter, T ..... NEA-1  
 1968 Carey Metts, G ..... FW-2  
 1973 Bill Yoest, G ..... AP-1, UPI-1, FW-1, WC-1, AFCA-1  
 1974 Stan Fritts, FB ..... AP-2, FN-3  
 1975 Don Buckey, WR ..... FW-1  
 1975 Tom Higgins, MG ..... AP-3  
 1977 Johnny Evans, P ..... NEA-2  
 1978 Ted Brown, RB ..... AP-1, UPI-1, FW-1, FC-1, FN-1  
 1978 Jim Ritcher, C ..... AP-1, UPI-1, FW-1, AFCA-1, FN-3, WC-1  
 1979 \*Jim Ritcher, C ..... AP-1, UPI-1, FW-1, AFCA-1, FN-1  
 1979 Woodrow Wilson, DB ..... FN-3  
 1983 Vaughan Johnson, LB ..... TSN-1, AP-2  
 1985 Joe Milinichik, OT ..... FN-3  
 1986 Nasrallah Worthen, WR ..... FN-3  
 1988 Nasrallah Worthen, WR ..... TSN-2  
 1989 Jesse Campbell, DB ..... FN-2  
 1990 Jesse Campbell, DB ..... FN-1, TSN-1, UPI-2, AP-3  
 1992 Mike Reid, DB ..... AP-2  
 1992 Sebastian Savage, DB ..... UPI-2  
 1994 Steve Videtich, PK ..... UPI-2, FN-2  
 1996 Marc Primanti, PK ..... AP-1, TSN-1, FW-1, FN-1  
 1998 Torry Holt, WR ..... AP-1, FW-1, FN-1, TSN-1, FC-1  
 1998 Lloyd Harrison, DB ..... FN-2, AP-3  
 1999 Lloyd Harrison, DB ..... CBS-2  
 2000 Levar Fisher, LB ..... FW-1, FN-1, AP-2, TSN-2  
 2000 Koren Robinson, WR ..... FN-2, AP-3  
 2001 Levar Fisher, LB ..... AP-1, AFC-1, FN-2, CBS-3  
 2002 Terrence Holt, DB ..... TSN-1, AP-2, CNN-2, CFN-2  
 2002 Chris Colmer, OT ..... TSN-4  
 2002 Dantonio Burnette, LB ..... CFN-3, TSN-4  
 2003 Philip Rivers, QB ..... CFBN-3  
 2005 Mario Williams, DL ..... CNN-1, CFN-2, TSN-2, AP-3  
 2005 Manny Lawson, DL ..... CFN-2  
 2006 Darrell Blackman, SP ..... R-3  
 2007 Steve Hauschka, PK ..... CPFW-1  
 2010 Nate Irving, LB ..... SC-1, WC-2, CFN-2, AP-3, R-3  
 2011 David Amerson, CB ..... AP-2, CBS-2, Fox-2, SIC-2, SC-2, R-2, PS-2

## Pitt Panthers

1914 Robert Peck, C ..... FM-1  
 1915 Robert Peck, C ..... WC-1, FM-1, MON-1, PD-1, TC-1  
 1916 Robert Peck, C ..... WC-1, UP-1, INS-1, WE-1, MON-1, PP-1, BP-1, MS  
 1916 James Herron, E ..... WC-2, INS-2, WE-1, MS  
 1916 Andy Hastings, F ..... UP-1, INS-1  
 1916 Claude Thornhill, G ..... INS-1  
 1917 H.C. Carlson, E ..... WE-1, JV-1  
 1917 Jock Sutherland, G ..... INS, JV-1  
 1917 Dale Sies, G ..... WC-1, NEA, MS, PP-1  
 1917 George McLaren, F ..... WC-2, INS, MS, WE-1 [HB], JV-1, PP-2  
 1918 Leonard Hilty, T ..... WC-1, TM-2  
 1918 Tom Davies, B ..... WC-1, MS, TM-1  
 1918 George McLaren, B ..... WC-2, MS, TM-1  
 1920 Tom Davies, B ..... WC-2, UP-1, WE-2, INS-2, FW, MS, NYT  
 1920 Herb Stein, C ..... WC-1, WE-2, MS  
 1921 Herb Stein, C ..... FW-1, WC-3, LP-2, BE-1, WE-1, JV-1, MM-1  
 1925 Ralph Chase, T ..... AP-1, COL-1, AAB-1, Sun-2, WE-2, BE-2  
 1927 Bill Kern, T ..... HE-2, NYS-2, BE-1  
 1927 \*Gilbert Welch, B ..... AP-1, UP-1, COL-1, CP-1, HE-1, DJW-1, NYS-1, BE-1, LP-1, AAB  
 1928 Mike Getto, T ..... CO-1, NEA-1, WC-1, AP-2, UP-2, AAB  
 1929 \*Joe Donchess, E ..... AP-1, UP-1, COL-1, NEA-1, INS-1, NANA-1, NYS-1, NYP-1, AAB-1, WA-1, LP-1, WT  
 1929 Ray Montgomery, G ..... AP-2, UP-1, COL-1, NEA-1, INS-1, NANA-2, NYS-2, AAB-1, WA-1  
 1929 Toby Uansa, H ..... AP-1, UP-3, NEA-2, INS-2, NANA-3, CP-1, WT  
 1929 Thomas Parkinson, B ..... AP-2, UP-2, INS-1, NANA-2, NYS-1, NYP-2, WA-2 [hb], LP-1, WT  
 1931 Jesse Quatse, T ..... UP-1, COL-1, CP-2, WCFE, CH-1, AAB  
 1932 Joe Skladany, E ..... AP-2, UP-1, NEA-1, INS-1, CP-2, TR-1  
 1932 \*Warren Heller, B ..... AP-1, UP-1, CO-1, AAB-1, NEA-1, INS-1, CP-1, NYS-1, TR-1, PM  
 1933 Joe Skladany, H ..... AP-1, UP-3, CO-1, NANA-1, NEA-1, INS-1, CP-1, NYS-1, WC-1, DJW-1, WD-1, CNS  
 1934 Charles Hartwig, E ..... AP-1, INS-1, LIB-1, NANA-1, CP-1, NYS-1, WC-1  
 1934 George Shotwell, C ..... UP-1, NANA-2, CP-1  
 1934 Isadore Weinstock, C ..... AP-2, NEA-1, NANA-1, CSW-2  
 1935 Art Detzel, T ..... NEA-1  
 1936 Averell Daniell, T ..... AP-1, UP-1, COL-1, NEA-1, CP-1  
 1936 William Glassford, G ..... AP-3, INS-1, CP-2  
 1937 Frank Souchak, E ..... UP-2, INS-2  
 1937 Bill Daddio, E ..... UP-3  
 1937 Tony Matisi, T ..... AP-1, UP-2, INS-2, CE-1, WC-1



# ALL-AMERICANS FROM ACC SCHOOLS

WC-1, AFC-1, FW-1, TSN-1, FN-1, CFN-1

1976 **Al Romano, MG**..... AFC  
 1977 Matt Cavanaugh, QB ..... AFC  
 1977 Randy Holloway, DT ..... UPI, NEA, WC, AFC, FW, TSN, FN

1977 **Bob Jury, DB**..... AP, WC, FW, TSN  
 1977 Tom Brzoza, C ..... AP, UPI, WC  
 1978 Hugh Green, DE ..... AP, UPI, WC  
 1978 Gordon Jones, WR ..... NEA, AFC  
 1979 \*Hugh Green, DE ..... AP, UPI, NEA, WC, AFC, FW, TSN  
 1980 \*Hugh Green, DE ..... AP, UPI, NEA, WC, AFC, FW, TSN  
 1980 \*Mark May, T ..... AP, WC, UPI, AFC, FW, TSN  
 1981 Sal Sunseri, LB ..... AP, AFC, FW  
 1981 Jimbo Covert, T ..... NEA  
 1981 Dan Marino, QB ..... NEA, WC, AFC, TSN  
 1981 Julius Dawkins, SE ..... AP  
 1982 Jimbo Covert, T ..... UPI, WC, FCA, FW  
 1982 Bill Maas, DT ..... TSN  
 1982 Bill Fralic, T ..... AP, NEA  
 1983 \*Bill Fralic, T ..... AP, UPI, NEA, WC, AFC, FW, TSN  
 1984 \*Bill Fralic, T ..... AP, UPI, NEA, WC, AFC, FW, TSN  
 1986 Randy Dixon, T ..... UPI, WC, AFC, TSN  
 1986 Tony Woods, DE ..... UPI, FW, TSN  
 1987 Ezekial Gadson, LB ..... FW  
 1987 Craig Heyward, RB ..... AP, UPI, FW, SH, TSN  
 1988 Mark Stepnoski, G ..... WC, AFC, FW, TSN  
 1988 Jerry Olsavsky, LB ..... AFC  
 1989 Mark Spindler, DT ..... TSN  
 1990 Brian Greenfield, P ..... UPI, WC, TSN, FW, SH  
 1994 Ruben Brown, T ..... AFC, FN  
 2000 Antonio Bryant, WR ..... AP, FW, R  
 2003 \*Larry Fitzgerald, WR ..... AP, AFC, WC, FW, TSN, PFW, SIC, ESPN, R

2006 H.B. Blades, LB ..... FW, SIC  
 2008 Scott McKillop, LB ..... FW, CBS  
 2009 Dorin Dickerson, TE ..... FW, CBS  
 2010 Jabaal Sheard, DE ..... AFC  
 2013 \*Aaron Donald, DT ..... AFCA-1, AP-1, CBS-1, ESPN-1, FWAA-1, LI-1, PS-1, USAT-1, SIC-1, TSN-1, WC-1

2014 James Conner, RB ..... FC-1, AP-2, ATH-2, CBS-2, FW-2, LI-2, PS-2, SIC-2, TSN-2, USAT-2, WC-2  
 2014 T.J. Clemmings, T ..... FW-2, PS-2  
 2014 Tyler Boyd, WR ..... PS-3

## Syracuse Orange

1908 Marquis F. (Bill) Horr, T ..... PD-1, WC-1  
 1915 Christopher P. Schlacter, G ..... WC-1  
 1915 Harold H. White, G ..... WC-1  
 1917 Alfred R. Cobb, T ..... INS-1, NEA-1, WC-1  
 1918 J.A. (Joe) Alexander, G ..... Time-1, WC-1  
 1918 Louis C. Usher, T ..... Time-1, WC-1  
 1919 J.A. (Joe) Alexander, G ..... WC-1  
 1920 J.A. (Joe) Alexander, C ..... NEA-1, UPI-1, WC-1  
 1920 Bertrand Gulick, T ..... INS-1, NYT-1, UPI-1  
 1923 Evander G. (Pete) MacRae, E ..... FW-1, WC-1  
 1926 Victor A. (Vic) Hanson, E ..... AP-1, CL-1, CP-1, NYS-1

1934 James Steen, T ..... AP-1, CL-1, CP-1, NYS-1  
 1952 Robert R. Fleck, T ..... INS-1  
 1953 Robert R. Fleck, G ..... AFCA-1  
 1956 \*Jim Brown, HB ..... AFCA-1, AP-1, CP-1, FW-1, INS-1, NEA-1, UPI-1, WC-1

1958 Ronald M. Luciano, T ..... CP-1, NEA-1  
 1959 \*Roger W. Davis, G ..... AFCA-1, AP-1, CP-1, FW-1, NEA-1, Time-1, TSN-1, UPI-1, WC-1

1959 Fred J. Mautino, E ..... AP-1  
 1959 Robert E. Yates, T ..... TSN  
 1960 Ernest R. Davis, HB ..... AFCA-1, UPI-1, WC-1  
 1961 \*Ernest R. Davis, HB ..... AFCA-1, AP-1, CP-1, NW-1, NEA-1, Time-1, TSN-1, UPI-1, WC-1

1964 Patrick M. Kilorin, C ..... AP-1  
 1964 Floyd D. Little, HB ..... FN-1, FW-1  
 1965 Charles E. Brown, DB ..... TSN-1  
 1965 Patrick M. Kilorin, C ..... Time-1, TSN-1  
 1965 Floyd D. Little, HB ..... CP, FW  
 1966 Gary A. Bugenhagen, T ..... AP, FW  
 1966 Lawrence R. Csonka, FB ..... FN  
 1966 Floyd D. Little, HB ..... AFCA, UPI  
 1967 \*Larry Csonka, FB ..... AFCA, AP, CP, FW, NEA, TSN, UPI, WC

1968 Anthony J. Kyasky, DB ..... UPI  
 1970 Joseph C. Ehrmann, DT ..... UPI  
 1971 Thomas P. Myers, DB ..... AP  
 1975 Raymond N. Preston, LB ..... AFCA  
 1979 Art Monk, WR ..... FW  
 1981 Gary Andersdon, PK ..... AP  
 1982 Michael Charles, DT ..... FW  
 1984 Tim Green, DT ..... TSN  
 1985 \*Tim Green, DT ..... AFCA, AP, FW, TSN, UPI

1987 Ted Gregory, NG ..... FW, NEA, TSN, UPI  
 1987 \*Don McPherson, QB ..... AFCA, AP, FW, NEA, SH, TSN

1988 Markus D. Paul, DB ..... AP, FW, TSN  
 1989 John J. Flannery, C ..... AP  
 1989 Rob Moore, WR ..... TSN  
 1990 John J. Flannery, C ..... AFCA, AP, NEA, SH, TSN, UPI, WC

1991 Qadry R. Ismail, KR ..... FW  
 1992 \*Chris Gedney, TE ..... AP, FN, FW, NEA, SH, TSN, UPI, WC

1995 Marvin D. Harrison, KR ..... FW, TSN  
 1995 Kevin R. Abrams, CB ..... FW, TSN  
 1996 Kevin R. Abrams, CB ..... AFCA  
 1997 Donovin L. Darius, FS ..... AFCA, AP, TSN  
 1998 Kevin L. Johnson, KR ..... AFCA  
 2001 \*Dwight Freeney, DE ..... AFCA, AP, CUNSI, FN, FW, PFW, TSN, WC

2008 P. Anthony Fiammetta, FB ..... PFW  
 2012 Ryan Nassib, QB ..... PFW

## Virginia Cavaliers

1915 Allen Thurman, G ..... Charles Parker-3  
 1915 Eugene Mayer, B ..... MNK-1, PD-1  
 Newark Star-1, St. Louis Times-1

1916 Allen Thurman, G ..... Charles Parker-3  
 1940 Bill Dudley, RB ..... AP-3  
 1941 Bill Dudley, RB ..... AP-1, ALP-1, FBD-1  
 WL-1, UPI-1, GR-1, NYS-1, CL-1  
 BC-1, NW-1, INS-2, NEA-2, CP-2, BST-3

1944 Henry Walker, E ..... AP-2, BST-2, FBD-3  
 1945 Henry Walker, E ..... AP-3, FBD-3  
 1949 John Pabito, RB ..... NEA-1  
 1951 Joe Palumbo, G ..... AP-1, NEA-1  
 1952 Tom Scott, E ..... AP-1, NEA-1  
 1957 Jim Bakhtiar, RB ..... FW-1, NYN-1  
 1978 Russ Henderson, P ..... FN-3  
 1984 Lester Lyles, DB ..... AP-3  
 1984 Jim Dombrowski, OT ..... TSN-2  
 1985 \*Jim Dombrowski, OT ..... AP-1, UPI-1, FN-1  
 FW-1, CPFW-1, TSN-1, WC-1, AFC-1

1989 Roy Brown, OG ..... AP-2  
 1989 Ray Savage, LB ..... KDK-1, CPFW-2  
 1990 Herman Moore, WR ..... AP-1, UPI-1, SN-1  
 FN-1, FW-1

1990 Shawn Moore, QB ..... AFCA-1, FW-1, AP-2  
 UPI-2, TSN-2

1991 Ray Roberts, OL ..... SH-1, AFCA-1, AP-2  
 CPFW-2, FN-2, UPI-2

1991 Chris Slade, LB ..... CPFW-1, FN-2, AP-3  
 1992 Chris Slade, DL ..... AP-1, UPI-1, FN-1  
 TSN-1, FW-1, WC-1, CPFW-2

1993 Mark Dixon, OG ..... AP-1, UPI-1, FN-1  
 WC-1, FW-1, CPFW-1, TSN-1

1994 Ronde Barber, DB ..... AP-3  
 1995 Percy Ellsworth, DB ..... FN-1, AP-1  
 1995 Will Brice, P ..... FW-1, TSN-2  
 1995 Ronde Barber, DB ..... CSM-3  
 1995 Tiki Barber, RB ..... CSM-3  
 1995 Rafael Garcia, PK ..... CSM-3  
 1996 Rafael Garcia, PK ..... AP-2, TSN-2  
 1996 Ronde Barber, DB ..... FN-2, TSN-3  
 1996 Anthony Poindexter, DB ..... TSN-2  
 1996 Tiki Barber, RB ..... FN-3  
 1996 Jamie Sharper, LB ..... FN-3  
 1997 Anthony Poindexter, DB ..... TSN-1, AP-3  
 1998 Anthony Poindexter, DB ..... AP-1, TSN-1  
 FW-1, FBD-1, FN-2

1998 Patrick Kerney, DL ..... FW-1, FN-1, FBD-1, AP-2, TSN-2  
 1998 Wali Rainer, LB ..... FN-2  
 1999 Thomas Jones, RB ..... FW-1, CBS-1, FBD-1  
 FN-1, WC-1, TSN-1

1999 John St. Clair, C ..... CFBD-1, CNN-1, FN-2  
 1999 Noel LaMontagne, OL ..... TSN-1  
 2001 Billy McMullen, WR ..... FN-3  
 2003 Heath Miller, TE ..... CFBN-3  
 2003 Connor Hughes, PK ..... CNN-3  
 2004 Elton Brown, G ..... AP-1, WC-1, TSN-1, FC-1, ESPN-1, CUNSI-1

2004 \*Heath Miller, TE ..... AP-1, FW-1, WC-1, TSN-1, FC-1, CFN-1, ESPN-1, CUNSI-1, CBS-1

2004 Ahmad Brooks, LB ..... TSN-1, AP-2  
 2005 D'Brickashaw Ferguson, OT ..... AP-1, FW-1  
 TSN-1, AFC-1, WC-1, CBS-1, CFN-1, ESPN-1, CNN-1

2007 \*Chris Long, DE ..... AP-1, AFC-1, FWAA-1, WC-1, TSN-1, CBS-1, CNN-1, ESPN-1, SIC-1, CPFW-1, R-1, CFN-1

2007 Branden Albert, G ..... CFN-2, AP-3  
 2008 Eugene Monroe, T ..... AP-2, WC-2, R-2  
 2011 Austin Pasztor, G ..... AP-2  
 2011 Chase Minnifield, CB ..... CBS-2, R-3  
 2013 Anthony Harris, S ..... SIC-1, WC-2, PS-4

## Virginia Tech Hokies

1958 Carroll Dale, E ..... AP-2  
 1959 Carroll Dale, E ..... FW-1, NEA-1, AP-2  
 1963 Bob Schweickert, QB ..... AP-3  
 1964 Bob Schweickert, QB ..... FW-1  
 1966 Frank Loria, S ..... AP-1, FW-1, HLM-2  
 1966 George Fousekakis, DE ..... NEA-1, AP-2

1967 Frank Loria, S ..... AP-1, FW-1, TSN-1, WC-1  
 1968 Mike Widger, LB ..... AP-1, FW-1  
 1972 Don Strock, QB ..... AP-3  
 1981 Robert Brown, SE ..... NEA-2  
 1983 Bruce Smith, DT ..... NEA-1, KDK-1, FC-1  
 1984 Bruce Smith, DT ..... AP-1, FW-1, WC-1, FC-1, UPI-2  
 1986 Chris Kinzer, PK ..... AP-2, UPI-2  
 1991 Eugene Chung, OT ..... FW-1  
 1993 \*Jim Pyne, C ..... AP-1, UPI-1, WC-1, FW-1, FC-1  
 1995 Cornell Brown, DE ..... AP-1, UPI-1, FW-1  
 TSN-1, FN-1

1995 J.C. Price, DT ..... AP-3  
 1996 Cornell Brown, DE ..... WC-1, AP-2  
 1996 Billy Conaty, C ..... TSN-1  
 1997 Pierson Prioleau, DB ..... TSN-3  
 1998 Corey Moore, DE ..... FC-1, AP-2, TSN-2, FN-3  
 1998 Derek Smith, OT  
 1999 \*Corey Moore, DE ..... AP-1, FW-1, FC-1, WC-1  
 TSN-1, FN-1

1999 Mickael Vick, QB ..... TSN-1, AP-2  
 1999 John Engelberger, DE ..... AP-2  
 1999 Jamel Smith, LB ..... AP-2  
 1999 Anthony Midget, DB ..... TSN-3  
 2000 Andre Davis, PR ..... FC-1  
 2000 Matt Lehr, G ..... WC-2  
 2000 Lee Suggs, RB ..... AP-3, FN-3  
 2000 Ben Taylor, LB ..... AP-3  
 2001 Ben Taylor, LB ..... AP-2, FN-2, TSN-3  
 2001 Ronyell Whitaker, CB ..... AP-3  
 2001 David Pugh, DT ..... TSN-3  
 2002 Willie Pile, FS ..... TSN-2  
 2002 Jake Grove, C ..... TSN-4  
 2003 \*Jake Grove, C ..... AP-1, FW-1, TSN-1, WC-1, FC-1  
 CNN/SI-2, CFN-2

2003 Kevin Jones, TB ..... FW-1, TSN-1, WC-1, FC-1  
 AP-2, CFN-2, CNN/SI-2

2003 DeAngelo Hall, DB ..... CFN-3  
 2004 Jimmy Williams, DB ..... CFN-2, CUNSI-2  
 2004 Jeff King, TE ..... CFN-2  
 2005 \*Jimmy Williams, DB ..... AP-1, FW-1, TSN-1  
 WC-1, CBS-1, CFN-1, ESPN-1, ESPN-1, AFCA-1

2005 Darryl Tapp, DL/AFC-1, CFN-1, AP-2, CNN-2  
 2006 Vince Hall, LB ..... CFN-1  
 2007 Xavier Adibi, LB ..... AFCA-1, AP-3  
 2007 Brandon Flowers, DB ..... AFCA-1, AP-2,  
 WC-2, SIC-2, R-3

2007 Chris Ellis, DE ..... CFN-3  
 2008 Victor Harris, DB ..... TSN-1, SIC-1, AP-2, R-2  
 2009 Cody Grimm, OLB ..... AP-3  
 2009 Ryan Williams, TB ..... TSN-3  
 2010 Jayron Hoesley, CB ..... WC-1, SC-1, AP-2,  
 R-2, CFN-2, SIC-2

2010 Chris Hazley, PK ..... R-2  
 2011 David Wilson, TB ..... AP-2, CBS-2, Fox-2,  
 PS-2, R-2, SC-2

2011 Blake DeChristopher, T ..... PS-3  
 2013 Kyle Fuller, CB ..... WC-2  
 2013 Derrick Hopkins, DT ..... CBS-3, PS-4  
 2014 Kendall Fuller, CB ..... FW-2, LI-2, PS-2, USAT-2,  
 WC-2, AP-3, ATH-3, SIC-3

## Wake Forest Demon Deacons

1949 Bill George, T ..... AP-1, NEA-2  
 1950 Jim Staton, T ..... AP-2  
 1955 Bob Bartholomew, T ..... INS-2, UPI-2  
 1956 Bill Barnes, RB ..... Look-1, AP-2  
 1960 Norm Sneed, QB ..... UPI-2, FW-2  
 1964 Brian Piccolo, FB ..... AP-1, UPI-1, AFC-1  
 FBD-1, HLM-1, NY Daily News-1, NEA-1

1970 Win Headley, T ..... WC-2  
 1973 Chuck Ramsey, P ..... FW-1  
 1975 Bill Armstrong, DB ..... AP-3  
 1976 \*Bill Armstrong, DB ..... AP-1, UPI-1, WC-1  
 FW-1, AFCA-1, TSN-1, FN-1

1979 James Parker, DL ..... FN-2  
 1980 Bill Ard, OG ..... TSN-1  
 1983 Harry Newsome, P ..... AP-3  
 1986 Paul Kiser, OG ..... FW-1, TSN-1  
 1992 George Coghill, DB ..... AP-3  
 1992 Ben Coleman, OT ..... AFCA-1  
 2001 Michael Collins, G ..... TSN-3  
 2002 Calvin Pace, DE ..... FC-1, AP-3, TSN-4  
 2005 \*Ryan Plackemeier, P ..... AP-1, FW-1, TSN-1  
 AFCA-1, WC-1, CBS-1, CFN-1, ESPN-1, CNN-1

2006 Steve Vallos, T ..... CFN-1, CNN-1, TSN-1, WC-2  
 2006 Sam Swank, PK ..... CNN-1, R-1, TSN-2  
 2006 Jon Abbate, LB ..... CFN-3  
 2006 Josh Gattis, DB ..... CFN-3  
 2007 Steve Justice, C ..... AP-1, AFCA-1, CBS-1  
 ESPN-1, CPFW-1, WC-2, TSN-2, SIC-2, CFN-3

2007 Alphonso Smith, DB ..... WC-2, CFN-2, AP-3  
 2008 Alphonso Smith, DB ..... FC-1, WC-1, FW-1, AP-1,  
 CPFW-1, CBS-1, R-2, SIC-2

2008 Aaron Curry, LB ..... SIC-1, AP-2, R-2  
 2011 Josh Bush, S ..... AP-3



The Atlantic Coast Conference's 50th Anniversary Football Team was announced on July 22, 2003 at the league's 31st annual Football Kickoff. The 50-member team was voted on by a 120-member blue-ribbon committee that was selected by the league's 50th Anniversary Committee. Clemson led all league schools with nine members on the Golden Anniversary team while Florida State and North Carolina were tied for second with eight honorees each. NC State had six players selected, followed by Virginia (5), Maryland (4), Duke (3), Georgia Tech (3), Wake Forest (3) and South Carolina with one.

## ACC 50th Anniversary Football Team

Player	School	Years	Hometown	Notes
*Bill Armstrong	Wake Forest	1973-1976	Randolph, N.J.	Two-time All-America in 1975 and 1976; consensus All-America in 1976
Tiki Barber	Virginia	1993-1996	Roanoke, Va.	1996 ACC Player of the Year; 17th on ACC career rushing list (3,389)
Dre' Bly	North Carolina	1996-1998	Chesapeake, Va.	Three-time 1st-team All-America, ACC career leader in interceptions (20)
Joe Bostic	Clemson	1975-1978	Greensboro, N.C.	Two-time 1st-team All-America in 1977 and 1978; played 11 years in the NFL
Peter Boulware	Florida State	1994-1996	Columbia, S.C.	Consensus All-America in 1996 after leading the ACC and NCAA with 19 QB sacks
Derrick Brooks	Florida State	1991-1994	Pensacola, Fla.	Two-time All-America in 1993-94, ACC Defensive Player of the Year in 1994
Ted Brown	NC State	1975-1978	High Point, N.C.	ACC career rushing leader (4,602); only 4-time 1st-team All-ACC player
Kelvin Bryant	North Carolina	1979-1982	Tarboro, N.C.	Ranks fourth all-time at UNC and 23rd in the ACC in rushing with 3,267 yards
Jerry Butler	Clemson	1975-1978	Ware Shoals, S.C.	First-team AP All-America in 1978 after leading the ACC in receiving
Dennis Byrd	NC State	1965-1967	Lincolnton, N.C.	A three-time All-ACC performer, State's first consensus All-America (1967)
*Dick Christy	NC State	1955-1957	Chester, Pa.	1957 ACC Player of the Year after led the ACC in scoring with 83 points
Marco Coleman	Georgia Tech	1989-1991	Dayton, Ohio	Two-time first-team all-America and two-time first-team all-ACC, 1990-1991
Bennie Cunningham	Clemson	1973-1975	Seneca, S.C.	Two-time 1st-team All-America, consensus All-America in 1974
Jeff Davis	Clemson	1978-1981	Greensboro, N.C.	ACC Player of the Year and consensus All-America in 1981
Jim Dombrowski	Virginia	1982-1985	Williamsville, N.Y.	UVa's first unanimous first-team All-America (1985), three-time All-ACC
Warrick Dunn	Florida State	1993-1996	Baton Rouge, La.	Only Florida State player to gain over 1,000 yards three years in a row
Boomer Esiason	Maryland	1981-1983	East Islip, N.Y.	Threw for 6,259 yards and 42 career TD passes, played in the NFL 13 years
Steve Fuller	Clemson	1975-1978	Spartanburg, S.C.	Two-time ACC Player of the Year (1977-78); ran for 1,665 yards
William Fuller	North Carolina	1980-1983	Chesapeake, Va.	Consensus All-America in 1983; two-time first-team All-America (1982-83)
*Roman Gabriel	NC State	1959-1961	Wilmington, N.C.	Two-time ACC Player of the Year (1960-61), threw for 2,961 yards and 19 TDs
Alex Hamilton	Georgia Tech	1996-1999	Alvin, S.C.	ACC Player of the Year and Heisman Trophy runnerup in 1999
Joe Hawkins	South Carolina	1956-1958	South Charleston, W.Va.	1958 ACC Player of the Year, played 10 seasons in the NFL
Clarkston Hines	Duke	1986-1989	Jacksonville, Fla.	1989 ACC Player of the Year; two-time All-America (1988-89)
Torry Holt	NC State	1995-1998	Gibsonville, N.C.	1998 ACC Player of the Year; 191 career receptions for 3,318 yards
Sebastian Janikowski	Florida State	1997-1999	Daytona Beach, Fla.	Two-time recipient of the Lou Groza Award, 5th on ACC career scoring list
Marvin Jones	Florida State	1990-1992	Miami, Fla.	1992 Butkus and Lombardi awards winner; two-time consensus All-America
*Stan Jones	Maryland	1951-1953	Lemoynne, Pa.	Earned All-America honors in 1953; member of the College Football Hall of Fame
Terry Kinard	Clemson	1978-1982	Sumter, S.C.	Unanimous All-America (1982); inducted into the College Football Hall of Fame
Amos Lawrence	North Carolina	1977-1980	Norfolk, Va.	Only ACC player to rush for 1,000 yards four times; ran for 4,391 yards in career
*Bob Matheson	Duke	1964-1966	Boone, N.C.	First-team All-America in 1966; two-time first-team All-ACC (1965-66)
*Don McCauley	North Carolina	1968-1970	Garden City, N.Y.	ACC Player of the Year in 1969 and 1970; ran for 1,720 yards in 1970
*Mike McGee	Duke	1957-1959	Elizabeth City, N.J.	ACC Player of the Year, 1st-team All-America and Outland Trophy winner in 1959
Herman Moore	Virginia	1988-1990	Danville, Va.	Two-time All-America, including consensus first-team choice in 1990
*Bob Pellegrini	Maryland	1953-1955	Yatesboro, Pa.	A consensus All-America, 1st-team All-ACC and ACC Player of the Year in 1955
Julius Peppers	North Carolina	1999-2001	Bailey, N.C.	A unanimous All-America selection in 2001; won the 2001 Lombardi Award
Michael Dean Perry	Clemson	1984-1987	Aiken, S.C.	ACC Player of the Year and 1st-team All-America (1987); three-time All-ACC
William Perry	Clemson	1981-1984	Aiken, S.C.	1984 ACC Player of the Year and a three-time All-America (1982-83-84)
Brian Piccolo	Wake Forest	1962-1964	Ft. Lauderdale, Fla.	Led the ACC in rushing (1,044) and was ACC Player of the Year in 1964
Frank Quayle	Virginia	1966-1968	Garden City, N.Y.	The 1968 ACC Player of the Year after leading the ACC in rushing (1,213)
Jim Ritcher	NC State	1976-1979	Hinckley, Ohio	Outland Trophy recipient in 1979 and a two-time consensus All-America
Anthony Simmons	Clemson	1995-1997	Spartanburg, S.C.	3rd-team All-America as a freshman and sophomore, first-team as a junior
Chris Slade	Virginia	1989-1992	Tabb, Va.	UVa's first two-time first-team All-America; 1992 National Defensive Player of the Year
Norm Snead	Wake Forest	1958-1960	Warwick, Va.	A three-time All-ACC selection; led ACC in passing and total offense (1959-60)
Ken Swilling	Georgia Tech	1988-1991	Toccoa, Ga.	A two-time All-America (1989-90), including unanimous first-team honors in 1990
Lawrence Taylor	North Carolina	1977-1980	Williamsburg, Va.	1980 ACC Player of the Year; a member of the Pro Football Hall of Fame.
Mike Voight	North Carolina	1973-1976	Chesapeake, Va.	ACC Player of the Year in 1975-76; is 7th on ACC career rushing list (3,971)
Charlie Ward	Florida State	1990-1993	Thomasville, Ga.	1993 Heisman Trophy winner, two-time ACC Player of the Year (1992-93)
Peter Warrick	Florida State	1996-1999	Bradenton, Fla.	Two-time consensus All-American (1998-99), leads ACC in receiving yards (3,517)
Chris Weinke	Florida State	1997-2000	St. Paul, Minn.	Heisman Trophy winner and ACC Player of the Year in 2000; threw for 4,167 yards in 2000
*Randy White	Maryland	1972-1974	Wilmington, Del.	Outland and Lombardi Trophy winner in 1974; ACC Player of the Year in 1974

\* Also named to the ACC's 25th Anniversary Team

## ACC 25th Anniversary Team\*

\*Includes nine members of the 50th Anniversary Team listed above

Name	School	Years	Hometown	Notes
Billy Barnes	Wake Forest	1954-56	Landis, N.C.	1956 ACC Player of the Year, AFCA All-America, first to rush for 1,000 yards
Billy Bryan	Duke	1973-76	Burlington, N. C.	Two-time winner of the Jacobs Blocking Trophy, Two-time All-ACC center.
Bobby Bryant	South Carolina	1964-66	Macon, Ga.	ACC Athlete of the Year, All-ACC DB in 1966, All-ACC baseball outfielder
Ron Carpenter	NC State	1967-69	Thomasville, N.C.	1st-team NEA All-American in 1969, Two-time All-ACC DT in 1968 and 69
Gary Collins	Maryland	1959-61	Williamston, Pa.	Consensus All-America in 1961, 8th in Heisman Trophy balloting
Fred Combs	NC State	1965-67	Hertford, N.C.	First-team FWAA All-America and 2nd-team UPI, Led ACC in PRs
Johnny Evans	NC State	1974-77	High Point, N.C.	2nd nationally in punting twice, set ACC career marks for yds and avg.
Ken Huff	North Carolina	1971-74	Coronado, Calif.	1974 Jacobs Blocking Trophy winner, consensus All-America
Chris Hanburger	North Carolina	1962-64	Hampton, Va.	Two-time All-ACC center in 1963 and 1964
Ernie Jackson	Duke	1969-71	Hopkins, S.C.	1st ACC defender to be named ACC Player of the Year, a consensus All-America
Steve Mike-Mayer	Maryland	1971-74	Glen Rock, N. J.	Led nation in scoring in 1972, by kicking in 1974, finished 8th in 1973
Ed Meadows	Duke	1951-53	Oxford, N.C.	First-team All-America by the FWAA in 1953
Claude "T" Moorman	Duke	1958-60	Miami, Fla.	First-team All-America, 2nd in nation in pass receiving in 1960
Harry Olszewski	Clemson	1965-67	Baltimore, Md.	Consensus All-America, 1967 ACC Jacobs Blocking Trophy recipient
Mike Sandusky	Maryland	1954-56	Bound Brook, N.J.	2-time All-ACC, 1st-team All-America (TSN), Academic All-America



# THE ACC AND THE NFL DRAFT

## ACC CONTINUES IMPRESSIVE NFL DRAFT PERFORMANCE

CONFERENCE TIED FOR MOST FIRST-ROUND DRAFT PICKS WITH NINE

47 PLAYERS DRAFTED, SECOND-BEST IN LEAGUE HISTORY; 89 IN PAST TWO DRAFTS

ACC HAS 11 STRAIGHT YEARS OF 31 OR MORE PLAYERS SELECTED IN THE NFL DRAFT

Over the past 11 years, the ACC has enjoyed an unprecedented run in the National Football League's draft.

■ The ACC tied the Pac-12 for the most first-round draft picks in 2015 with nine.

■ In the 2015 draft, a total of 47 ACC players were selected, the second-highest in ACC history, bettered only by the total of 51 in 2006, when the Conference set a record for a 12-team league.

■ The 47 players were also the second-highest total of any conference in this year's NFL Draft, bettered only by the SEC's 54. The Pac 12 was third with 39 followed by the Big 10 (35) and the Big 12 (25).

■ Florida State set a seven-round NFL Draft record (since 1994) for a three-year period when it led all schools with 11 2015 selections, giving the Seminoles 29 drafted players in the 2013 (11), 2014 (7) and 2015 Drafts.

■ Louisville was second among all schools nationally with 10 players selected.

■ A total of 30 players were drafted from the ACC's Atlantic Division alone, more than only four total conferences and more than any other Division in college football.

■ Since the 2005 season the ACC has now had 401 players chosen in the NFL Draft, including 65 first-round picks.

■ Of the 186 ACC players drafted in the past five NFL Drafts, 173, or 93 percent were still in the NFL as of May 1, 2015; 75.2 percent are still with the teams that drafted them.

■ Beginning with the 2009 NFL Draft, current ACC schools have had nine wide receivers selected in the first round of the the NFL Draft, the most of any league.

■ Miami has had a player selected in every NFL Draft beginning with 1975, or 41 consecutive years. Virginia and Florida State have each had a player chosen each year since 1983, or a total of 32 straight years.

■ The ACC began the 2015 Draft in a strong fashion with three players chosen among the first nine and six of the first 19 players drafted.

■ The ACC had the Alpha and Omega of the 2015 NFL Draft. The ACC had the first player chosen in FSU QB Jameis Winston, and the last player drafted in "Mr Irrelevant", Louisville TE Gerald Christian, the 256th and final player selected.



When Florida State QB Jameis Winston was the first player taken in the 2015 NFL Draft he became the eighth player from a current ACC school to be chosen No. 1 overall.



Louisville's DeVante Parker and Miami's Phillip Dorsett made the ACC the only league in the nation with two WRs in the first round of the 2015 NFL Draft.

### ACC Draft Records

- Most players selected ..... 51 in 2005
- Most first round draft picks ... 12 in 2005
- Most players from an ACC team:  
11 by Maryland, 1975; Florida State, 2013, 2015; 10 by Clemson, 1983; by Florida State, 1995, by Louisville, 2015.
- Most 1st round picks from an ACC team:  
4 by Florida State, 1997, 2006

### ACC Players in 2015 NFL Draft

#### First Round

- 1 Jameis Winston, QB, FSU..... Bucs
- 8 Vic Beasley, DE, Clem..... Falcons
- 9 Ereck Flowers, T, Miami..... Giants
- 14 DeVante Parker, WR, Lou. .... Dolphins
- 16 Kevin Johnson, CB, WF..... Texans
- 19 Camron Erving, C-T, FSU..... Browns
- 28 Laken Tomlinson, T, Duke..... Lions
- 29 Phillip Dorsett, WR, Miami..... Colts
- 31 Stephone Anthony, LB, Clem..... Saints

#### Second Round

- 35 Mario Edwards, Jr., DE, FSU..... Raiders
- 39 Eddie Goldman, DT, FSU..... Bears
- 48 Denzel Perryman, LB, Miami..... Chargers
- 50 Ronald Darby, CB, FSU ..... Bills

#### Third Round

- 68 Clive Walford, TE, Miami ..... Raiders
- 72 Jamon Brown, T, Lou. .... Rams
- 77 Duke Johnson, RB, Miami ..... Browns
- 78 P.J. Williams, CB, FSU..... Saints
- 79 Eli Harold, DE, UVa..... 49ers
- 81 John Miller, G, Lou..... Bills
- 82 Lorenzo Mauldin, OLB, Lou..... Jets

#### Fourth Round

- 104 James Sample, S, Lou. .... Jaguars
- 105 Jamison Crowder, WR, Duke ..... Redskins
- 110 T.J. Clemmings, T, Pitt ..... Vikings
- 111 Tre' Jackson, G, FSU..... Patriots
- 128 Jon Feliciano, G, Miami..... Raiders
- 131 Shaq Mason, G, GT ..... Patriots
- 132 DeAndre Smelter, WR, GT..... 49ers

#### Fifth Round

- 137 Grady Jarrett, NT, Clem. .... Falcons
- 139 Rashad Greene, WR, FSU ..... Jaguars
- 155 Karlos Williams, RB, FSU ..... Bills
- 165 Bradley Pinion, P, Clem..... 49ers

#### Sixth Round

- 177 Deiontrez Mount, OLB, Lou. .... Titans
- 179 Max Valles, DE, UVa..... Raiders
- 181 Kyshoen Jarrett, S, VT ..... Redskins
- 188 Tony Stewart, ILB, Clem. .... Bills
- 189 Charles Gaines, CB, Lou..... Browns
- 190 Ian Silberman, G, BC ..... 49ers
- 193 B.J. DBoise, DE, Lou. .... Vikings
- 194 Nick O'Leary, TE, FSU..... Bills
- 204 Darren Waller, WR, GT..... Ravens
- 208 Andy Gallik, C, BC ..... Titans
- 212 Anthony Chickillo, Miami ..... Steelers

#### Seventh Round

- 226 Bobby Hart, T, FSU ..... Giants
- 237 Brian Mihalik, DE, BC..... Eagles
- 239 Gerod Holliman, S, Lou. .... Steelers
- 243 Laurence Gibson, T, VT ..... Cowboys
- 256 Gerald Christian, TE, Lou..... Cardinals

### NFL Draft by School (1992-2015)

School	'92	'93	'94	'95	'96	'97	'98	'99	'00	'01	'02	'03	'04	'05	'06	'07	'08	'09	'10	'11	'12	'13	'14	'15	Tot.	
Florida State	6	6	6	10	4	7	9	4	7	9	2	6	5	9	8	5	3	1	3	3	4	11	7	11	146	
Miami	6	10	2	7	2	8	2	3	5	7	11	8	9	5	9	5	3	1	4	8	6	2	3	7	133	
North Carolina	5	4	4	5	2	5	7	6	1	4	6	1	3	3	1	0	2	5	2	9	2	5	5	0	87	
Virginia Tech	5	0	3	2	2	4	4	2	5	3	8	2	5	3	9	3	8	1	5	3	3	2	3	2	87	
Clemson	4	5	2	1	3	2	5	6	0	3	0	2	2	3	3	5	2	4	5	6	4	4	5	5	81	
Virginia	3	4	2	3	1	6	2	6	4	1	3	2	1	7	5	2	3	4	1	1	1	1	3	2	68	
NC State	4	3	3	4	0	1	2	2	2	2	2	2	3	3	6	3	2	2	2	1	5	3	1	0	58	
Louisville	1	2	1	1	2	4	0	0	2	1	1	4	0	5	4	4	5	2	0	3	1	0	4	10	57	
Georgia Tech	5	2	2	3	2	0	2	3	3	0	2	0	5	0	3	2	3	4	4	1	1	0	3	3	53	
Syracuse	1	2	2	2	1	2	5	3	2	4	2	2	3	1	4	2	0	2	2	2	2	3	2	0	51	
Pittsburgh	6	1	0	3	3	0	0	0	1	1	3	3	6	1	2	3	3	4	2	5	0	0	3	1	51	
Boston College	1	1	2	4	2	2	2	3	3	1	2	3	2	0	3	2	3	2	1	1	1	0	4	3	48	
Wake Forest	0	3	0	0	0	0	0	0	1	3	0	0	3	0	1	1	2	3	4	2	0	4	1	1	30	
Duke	0	1	0	0	0	3	0	0	1	1	0	0	0	1	0	0	0	0	0	0	0	0	1	1	2	12

### ACC First Round and Overall Selections


- 1. Miami ..... 62 ..... 325
  - 2. Florida State ..... 42 ..... 256
  - 3. Clemson ..... 26 ..... 229
  - 4. North Carolina ..... 23 ..... 227
  - 5. Georgia Tech ..... 11 ..... 212
  - 6. Pitt ..... 25 ..... 210
  - \*7. Maryland ..... 16 ..... 206
  - 8. Boston College ..... 19 ..... 198
  - 9. Syracuse ..... 21 ..... 196
  - 10. Virginia ..... 16 ..... 157
  - 11. NC State ..... 15 ..... 153
  - 12. Duke ..... 7 ..... 153
  - 13. Virginia Tech ..... 9 ..... 139
  - 14. Wake Forest ..... 4 ..... 133
  - 15. Louisville ..... 12 ..... 116
- \* Selections only while in the ACC.





## A DEFENSIVE TRADITION UNMATCHED--THE PASS RUSHERS

SINCE THE 2006 NFL DRAFT, THE CONFERENCE HAS HAD 24 DEFENSIVE ENDS OR OUTSIDE LINEBACKERS CHOSEN IN THE 1ST OR 2ND ROUNDS OF THE DRAFT, FAR AND AWAY THE MOST OF ANY CONFERENCE



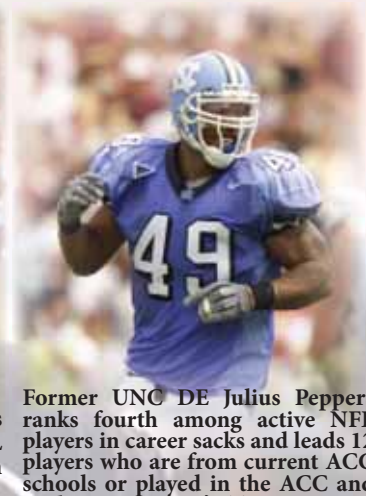
Pitt's Aaron Donald, the first defensive tackle selected in the 2014 NFL Draft, was named the 2014 AP NFL Defensive Rookie of the Year



Boston College's Luke Kuechly was named the 2013 AP NFL Defensive Player of the Year, marking the 13th time a player from a current ACC school has won the award.



NC State's Mario Williams was the first Selection in the 2006 NFL Draft and was named first-team All-Pro in 2015 for Buffalo.



Former UNC DE Julius Peppers ranks fourth among active NFL players in career sacks and leads 12 players who are from current ACC schools or played in the ACC and rank among NFL's Top 50 active career sackmen.

### Selections by Conference

Year	ACC	AAC	BE/Big 10	Big 12	Conf USA	Mnt Wst	Pac 12	SEC	WAC
1992	29	23	38	-	-	-	43	29	14
1993	29	12	28	-	-	-	31	30	7
1994	19	14	21	-	-	-	25	33	13
1995	27	22	37	-	-	-	36	34	16
1996	16	16	33	39	5	-	27	40	15
1997	22	19	28	35	14	-	30	25	15
1998	29	14	27	28	12	-	37	40	17
1999	31	17	27	34	6	-	27	37	15
2000	23	20	35	24	9	14	26	41	7
2001	21	18	40	30	11	8	24	40	10
2002	18	27	35	25	10	15	32	47	10
2003	17	23	36	35	13	6	32	43	10
2004	25	28	44	23	10	7	28	42	9
2005	36	8	30	34	15	16	33	37	6
2006	51	11	41	29	7	12	32	37	5
2007	31	16	32	28	8	9	28	41	17
2008	33	19	28	29	11	7	34	34	8
2009	33	27	27	27	9	16	32	37	9
2010	31	18	34	30	6	13	29	49	4
2011	35	22	29	29	7	9	31	38	15
2012	31	12	41	24	11	12	29	42	8
2013	31	19	22	22	8	7	26	63	---
2014	42	12	29	16	8	16	34	48	---
2015	47	11	35	25	6	10	39	54	---

### 1st Round Picks by Conference

Year	ACC	AAC	BE/Big 10	Big 12	Conf USA	Mnt Wst	Pac 12	SEC	WAC
1992	4	4	4	-	-	-	6	2	0
1993	4	0	4	-	-	-	5	6	0
1994	2	0	4	-	-	-	5	6	2
1995	3	2	9	0	-	-	6	3	1
1996	1	3	8	4	1	-	6	4	0
1997	8	4	4	5	1	-	3	4	0
1998	7	3	2	3	0	-	2	10	2
1999	4	3	5	1	0	-	4	8	1
2000	4	4	7	1	0	2	4	6	0
2001	4	6	8	3	0	0	4	5	1
2002	3	8	3	4	2	0	4	6	2
2003	1	4	6	6	0	1	8	4	0
2004	1	9	6	4	1	0	3	6	0
2005	5	1	4	5	1	1	3	10	1
2006	12	0	8	3	1	0	4	4	0
2007	6	2	6	4	0	0	1	11	0
2008	7	2	4	1	1	0	6	6	1
2009	5	3	4	7	0	0	4	8	0
2010	4	3	3	8	0	1	2	7	2
2011	3	1	6	8	0	0	3	10	0
2012	3	2	4	4	1	2	5	9	0
2013	6	1	1	3	1	0	5	12	0
2014	5	4	4	2	0	0	3	11	---
2015	9	2	3	2	0	0	9	6	---

### ACC Draft Notes

Since the 2006 NFL Draft the ACC has had 24 defensive ends or outside linebackers--the glamour positions of defense--selected in the first two rounds, far and away the most of any conference in the nation during that time outdistancing the SEC (18), Big Ten (16), Pac-12 (11), and the Big 12 and Big East with 6 each.

Miami has had at least one player in every NFL Draft since 1974, a string of 41 consecutive years, the current longest streak in the ACC. The next longest streak belongs jointly to Virginia and Florida State, who each have had at least one player chosen in every NFL Draft beginning in 1984, a span of 32 straight years. Virginia Tech (22) also has a significant streak.

In all, current ACC teams have had a total of eight players chosen as the first overall selection in the NFL Draft, with the most recent being NC State's Mario Williams, who was tabbed first in the 2006 NFL Draft by the Houston Texans. Miami (Vinny Testaverde, 1987, Tampa Bay; and Russell Maryland, 1991, Dallas) and Virginia Tech (Bruce Smith, 1985, Buffalo and Michael Vick, 2001, Atlanta) each had two top selections while Virginia (Bill Dudley, 1942, Steelers) and Syracuse (Ernie Davis, 1962) each had one. Also, NC State's Roman Gabriel, the No. 2 overall selection in the 1962 draft, was chosen No. 1 in the AFL Draft by the Oakland Raiders.

Miami has had 11 players taken as the 7th overall pick or higher in the NFL Draft. Florida State is second with 10, followed by North Carolina and NC State with five each and Virginia with four players tabbed 7th or better. Miami has actually had seven (7) players taken as the first, second or third overall pick.

### NFL Draft Top Selections for Each Current ACC Team

Boston College	Matt Ryan, QB	3rd	2008	Atlanta Falcons
Clemson	Banks McFadden, B	4th	1940	Brooklyn Dodgers
	Gaines Adams, DE	4th	2007	Tampa Bay Bucs
	Sammy Watkins, WR	4th	2014	Buffalo Bills
Duke	George McAfee, RB	2nd	1940	Philadelphia Eagles
Florida State	Andre Wadsworth, DE	1st	2015	Tampa Bay Bucs
Georgia Tech	Calvin Johnson, WR	2nd	2007	Detroit Lions
Maryland	Randy White, DE	2nd	1975	Dallas Cowboys
Miami	Vinny Testaverde, QB	1st	1987	Tampa Bay Bucs
	Russell Maryland, DT	1st	1991	Dallas Cowboys
North Carolina	Ken Willard, RB	2nd	1965	San Francisco 49ers
	Lawrence Taylor, OLB	2nd	1981	New York Giants
	Julius Peppers, DE	2nd	2002	Carolina Panthers
NC State	Mario Williams, DE	1st	2006	Houston Texans
	Roman Gabriel, QB	1st	1962	Oakland Raiders (AFL)
Pittsburgh	Tony Dorsett, RB	2nd	1977	Dallas Cowboys
Syracuse	Ernie Davis, RB	1st	1962	Washington Redskins
Virginia	Bill Dudley, RB	1st	1942	Pittsburgh Steelers
Virginia Tech	Bruce Smith, DE	1st	1985	Buffalo Bills
	Michael Vick, QB	1st	2001	Atlanta Falcons
Wake Forest	Norm Snead, QB	2nd	1961	Washington Redskins



# THE ACC & THE PROFESSIONAL DRAFT

Following is a listing of players from ACC schools that have been selected in the annual draft of the National Football League (NFL). The NFL's inaugural draft was held on February 8, 1936 while the AFL conducted its own draft from 1960 through 1966. The two leagues merged their player drafts into one player draft in 1967. Since that 1936 draft, 2,807 players from current ACC schools and schools who were in the ACC when their players were drafted, have been selected in the two drafts, including 297 first-round selections. Following is a team-by-team listing of players drafted in the professional drafts. Due to space considerations, former members Maryland and South Carolina are not included below.

## Boston College

Year	Rd.	No.	Name	Pos.	Team
2015	6	190	Ian Silberman	G	49ers
	6	208	Andy Gallik	C	Titans
	7	237	Brian Mihalik	DE	Eagles
2014	4	113	Andre Williams	RB	Giants
	4	132	Kevin Pierre-Louis	OLB	Seahawks
	7	229	Nate Freese	PK	Lions
	7	243	Kaleb Ramsey	DT	49ers
2012	1	9	Luke Kuechly	LB	Panthers
2011	1	22	Anthony Castonzo	T	Colts
2010	5	158	Matt Tennant	C	Saints
2009	1	9	B.J. Raji	DT	Packers
	2	40	Ron Brace	DT	Patriots
2008	1	3	Matt Ryan	QB	Falcons
	1	17	Gosder Cherlus	T	Lions
	6	192	DeJuan Tribble	DB	Chargers
2007	3	67	James Marten	T	Cowboys
	4	130	Josh Beekman	G	Bears
2006	1	32	Mathias Kiwanuka	DE	Giants
	2	59	Jeremy Trueblood	T	Buccaneers
	4	115	Will Blackmon	WR	Packers
2004	2	34	Chris Snee	G	Giants
	5	144	Sean Ryan	TE	Cowboys
2003	5	163	Brian St. Pierre	QB	Steelers
	5	164	Dan Koppen	C	Patriots
	6	195	Antonio Garay	DT	Browns
2002	1	16	William Green	RB	Browns
	1	29	Marc Colombo	T	Bears
2001	7	203	Paul Zukauskas	G	Browns
2000	1	25	Chris Hovan	DT	Vikings
	5	160	Frank Chamberlin	MLB	Titans
	6	188	Darnell Alford	G	Chiefs
1999	1	17	Damien Woody	G	Patriots
	2	54	Michael Cloud	RB	Chiefs
	3	64	Doug Brzezinski	G	Eagles
1998	6	177	Todd Pollack	TE	Giants
	6	187	Matt Hasselbeck	QB	Packers
1997	3	78	Stalin Colinet	DE	Vikings
	6	186	Daryl Porter	S	Steelers
1996	1	21	Pete Kendall	G	Seahawks
	4	119	Chris Sullivan	DE	Patriots
1995	1	7	Mike Mamula	DE	Eagles
	4	122	Pete Mitchell	TE	Dolphins
	5	141	Stephen Boyd	MLB	Lions
	7	249	Michael Reed	DB	Panthers
1994	7	208	Glenn Foley	QB	Jets
	7	218	Tom Nalen	C	Broncos
1993	4	96	Ron Stone	G	Cowboys
1992	6	157	Mark Chmura	TE	Packers
1991	11	286	Ivan Caesar	OLB	Vikings
1990	4	109	Rico Labbe	DB	Redskins
1989	1	17	Joe Wolf	G	Cardinals
	2	41	Doug Widell	G	Broncos
	7	178	Eric Lindstrom	LB	Patriots
1988	11	289	Jim Bell	RB	49ers
	3	80	Bill Romanowski	OLB	49ers
	4	94	Dave Widell	G	Cowboys
	11	287	John Galvin	MLB	Jets
1987	12	321	Dave Nugent	NT	Patriots
	1	16	John Bosa	DE	Dolphins
	4	95	Kelvin Martin	WR	Cowboys
	4	96	Steve Trapilo	G	Saints
	4	99	Troy Stratford	RB	Dolphins
1986	2	42	Mike Ruth	NT	Patriots
	4	109	Scott Gieselman	TE	Patriots
1985	4	108	Gerard Phelan	WR	Patriots
	5	115	Mark MacDonald	G	Vikings
	11	285	Doug Flutie	QB	Rams
	11	303	Steve Strachan	RB	Raiders
	12	317	Todd Russell	DB	Eagles
1984	4	104	Brian Brennan	WR	Browns
	4	110	Steve DeOssie	ILB	Cowboys
	7	188	George Radachowsky	S	Rams
1983	6	144	Gary Kowalski	G	Rams
	9	227	Jack Belcher	C	Rams
1982	4	102	Gerry Raymond	G	Giants
	6	147	Greg Storr	LB	Vikings
1981	4	94	Tim Sherwin	TE	Colts
	10	265	Mike Mayock	DB	Steelers
	11	293	Bill Stephanos	T	Vikings
1980	3	71	John Schmeding	G	Bills
	6	143	Karl Swanke	G	Packers
	8	205	Jeff Dziama	LB	Jets
1979	2	32	Fred Smerlas	DT	Bills
	9	238	Jim Rourke	T	Raiders
1977	1	18	Steve Schindler	G	Broncos
	2	30	Tom Lynch	T	Seahawks
	2	51	Pete Cronan	LB	Seahawks
	3	64	Bob Watts	LB	Saints
	9	224	Byron Hemingway	LB	Buccaneers
	9	230	John Maxwell	T	Falcons
	9	247	Glen Capriola	RB	Colts
1976	10	274	Don Petersen	TE	Rams
	2	31	Don Macek	G	Chargers
	2	47	Mike Kruczek	QB	Steelers
	5	146	Fred Steinfort	K	Raiders
	5	149	Keith Barnette	RB	Vikings
1975	2	39	Al Krevis	T	Bengals
	7	159	Mike Esposito	RB	Falcons
	11	265	Tom Marinelli	G	Browns
	12	310	Jack Magee	C	Raiders
1974	2	30	Steve Corbett	C	Patriots

2	31	Gordon Browne	T	Jets	
3	70	Gary Marangi	QB	Bills	
7	182	Joe Sullivan	G	Dolphins	
8	200	Ned Guillot	DB	Packers	
10	250	Tom Condon	G	Chiefs	
13	321	Phil Bennett	RB	Patriots	
17	424	Gary Hudson	DB	Patriots	
1973	4	103	Jeff Yeates	DT	Bills
	11	286	Chris Kete	C	Dolphins
1972	1	26	Bill Thomas	RB	Cowboys
	14	350	Eddie Rideout	WR	Patriots
	16	395	Tom Bougus	RB	Broncos
	17	437	Kevin Clemente	LB	Redskins
1971	4	93	Fred Willis	RB	Bengals
	6	150	Frank Harris	QB	Lions
	10	242	Jim O'Shea	TE	Steelers
	16	415	John Brennan	T	Cowboys
1970	4	101	John Fitzgerald	T	Cowboys
	8	200	Bob Bouley	T	Colts
1969	7	167	John Egan	C	Dolphins
	10	249	Joe Pryor	DE	Oilers
	11	266	Barry Gallup	SE	Patriots
1968	4	92	Brendan McCarthy	RB	Packers
	9	232	Mike Evans	C	Eagles
	11	286	Len Persin	DE	Eagles
	13	346	Jim Kavanagh	FL	Chiefs
	16	414	Larry Kuharich	DB	Vikings
1967	1	9	Bob Hyland	G	Packers
	13	316	Bill Stetz	LB	Saints
1966	17	-	Dick Capp	DE	Patriots
	20	294	Bill Risio	T	Eagles
	-	-	Ross O'Hanley	S	Dolphins
1965	4	51	Jim Whalen	E	Patriots
	11	-	John Frechette	T	Patriots
	15	-	Bill Cronin	DE	Raiders
	20	272	Bob Shann	DB	Eagles
1964	2	16	Jack Cannon	QB	Patriots
	11	84	John Barrett	HB	Patriots
1963	9	123	Gene Carrington	T	Steelers
	11	149	Art Graham	E	Browns
	13	171	Dave O'Brien	T	Vikings
	14	188	Lou Cioci	G/LB	Cowboys
1962	3	37	Dan Sullivan	T	Colts
	4	55	Bill Byrne	G	Eagles
1960	10	117	Jim O'Brien	T	Lions
	12	137	Harry Ball	T	Packers
1959	1	4	Don Allard	QB	Redskins
	19	219	Alan Miller	B	Eagles
	30	353	Jim Colough	HB	Redskins
1958	7	178	Leon Bennett	T	Redskins
	25	291	Larry Plenty	B	Packers
1956	10	119	Dick Lucas	E	Bears
	18	206	Emiddio Petrarca	B	Lions
1955	2	21	Frank Morze	C	49ers
	9	100	John Miller	T	Redskins
1953	11	127	Joe Johnson	B	Packers
	29	343	Henry O'Brien	G	Packers
1951	4	50	Art Donovan	T	Browns
	8	88	Art Spinney	E	Browns
	18	208	Ed Petela	B	Packers
1950	22	263	Ed King	C	Yanks
	2	22	Ernie Stautner	T	Steelers
	4	50	Don Papaleo	G	Bears
	15	184	Art Spinney	E	Colts
	19	247	Butch Songin	QB	Browns
1949	9	85	Tom Brennan	T	Steelers
	18	173	Albie Gould	E	Yanks
1948	27	254	Ed Clasby	B	Bears
1947	14	123	John Kissell	T	Rams
	22	204	Art Donovan	T	Giants
1946	8	62	Chet Lipka	E	Yanks
	15	132	John Furey	T	Yanks
	20	186	Bill DeRosa	B	Packers
1945	20	201	Mario Gianelli	T	Yanks
	26	264	Ed Burns	B	Steelers
	27	278	Bob Mangene	B	Yanks
1944	3	26	Gil Bouley	T	Rams
	5	39	Ed Doherty	B	Redskins
	10	98	Angelo Sisti	T	Yanks
	12	120	Ed Fiorentino	E	Yanks
	23	235	John Dubzinski	G	Giants
	29	300	Pasquale Darone	G	Eagles
1943	1	5	Mike Holovak	B	Rams
	3	18	Don Currian	E	Cardinals
	3	20	Fred Naumetz	C	Rams
	5	37	Harry Connolly	B	Steelers
	9	72	Rocco Canale	G	Eagles
	12	107	Joe Repko	T	Steelers
	23	219	Wally Boudreau	B	Bears
1942	3	18	Ted Williams	B	Eagles
	8	70	Frank Maznicki	B	Bears
	21	194	Henry Woronicz	E	Packers
	21	195	Adolph Kissell	B	Bears
1941	2	12	Chet Gladchuck	C	Steelers
	2	15	Gene Goodreault	E	Lions
	5	39	Charley O'Rourke	B	Bears
	8	65	Joe Manzo	T	Lions
	9	78	Henry Tocsyowski	QB	Dodgers
	15	131	Alex Lukachik	E	Eagles
	17	151	John Yaukoos	T	Eagles
	19	173	George Kerr	G	Steelers
1940	7	53	Pete Cignetti	B	Steelers
	18	163	Ernie Schwartzter	G	Eagles

## Clemson

Year	Rd.	No.	Name	Pos.	Team
2015	1	8	Vic Beasley	DE	Falcons
	1	31	Stephone Anthony	LB	Saints
	5	137	Grady Jarrett	NT	Falcons
	5	165	Bradley Pinsion	P-K	49ers
	6	188	Tommy Stewart	LB	Bills
2014	1	4	Sammy Watkins	WR	Bills
	3	100	Brandon Thomas	T	49ers
	4	102	Bashaud Breeland	CB	Redskins
	4	118	Martavis Bryant	WR	Steelers
	7	213	Tajh Boyd	QB	Jets
2013	1	27	DeAndre Hopkins	WR	Texans
	4	127	Malliciah Goodman	DE	Falcons
	5	143	Jonathan Meeks	CB	Bills
	6	187	Andre Ellington	RB	Cardinals
2012	2	38	Andre Branch	DE	Jaguars
	3	64	Dwayne Allen	TE	Colts
	3	83	Brandon Thompson	DT	Bengals
	4	115	Coty Sensabaugh	CB	Titans
2011	2	41	Jarvis Jenkins	DT	Redskins
	2	50	Marcus Gilchrist	CB	Chargers
	2	51	DaQuan Bowers	DE	Buccaneers
	4	122	Chris Hairston	T	Bills
	4	130	Jamie Harper	RB	Titans
	6	173	Byron Maxwell	DB	Seahawks
2010	1	9	C.J. Spiller	RB-KR	Bills
	4	108	Jacoby Ford	WR	Raiders
	5	134	Ricky Sapp	DE	Eagles
	5	164	Credzon Butler	CB	Steelers
	7	240	Kavell Conner	LB	Colts
2009	4	103	Dorell Scott	DT	Rams
	5	165	Chris Clemons	S	Dolphins
	5	166	Michael Hamlin	S	Cowboys
	6	195	James Davis	RB	Browns
2008	2	32	Phillip Merling	DE	Dolphins
	6	170	Barry Richardson	T	Chiefs
2007	1	4	Gaines Adams	DE	Bucs
	3	96	Anthony Waters	LB	Chargers
	5	139	Dustin Fry	C	Rams
	5	159	C.J. Gaddis	FS	Eagles
	7	235	Chansi Stuckey	WR	Jets
2006	1	15	Tye Hill	DB	Rams
	3	81	Charlie Whitehurst	QB	Chargers
	7	241	Charles Bennett	LB	Buccaneers
2005	2	57	Justin Miller	CB	Jets
	3	98	Leroy Hill	OLB	Seahawks
	5	140	Airese Currie	WR	Bears
2004	3	72	Donnell Washington	DT	Packers
	3	77	Derrick Hamilton	WR	49ers
2003	4	114	Nicholas Eason	DT	Broncos
	4	128	Bryant McNeal	DE	Broncos
2001	1	15	Rod Gardner	WR	Redskins
	7	232	Keith Adams	LB	Titans
	7	244	Robert Carswell	DB	Chargers
1999	1	25	Antwan Edwards	DB	Packers
	2	45	Rahim Abdullah	LB	Browns
	5	139	Adrian Dingle	DE	Chargers
	5	169	Chris Jones	LB	Vikings
	7	231	O.J. Childress	LB	Giants
	7	249	Donald Broomfield	DE	Bengals

# THE ACC & THE PROFESSIONAL DRAFT



2	31	Kenny Flowers	RB	Falcons
2	38	Delton Hall	DB	Steelers
4	103	Jim Riggs	TE	Bengals
1985	1	22 William Perry	DT	Bears
	3	58 Tyrone Davis	DB	Giants
	3	77 Dale Hatcher	P	Rams
	5	116 K.D. Dunn	PE	Cardinals
	6	152 Reggie Pleasant	DB	Falcons
	10	260 Donald Igwebuike	K	Buccaneers
1984	3	63 Rod McSwain	DB	Falcons
	6	143 Jim Scott	DE	Giants
	8	213 Bob Paulling	K	Cardinals
	11	295 Edgar Pickett	LB	Vikings
	12	320 William Devane	DT	Dolphins
	12	326 Murray Jarman	WR	Broncos
1983	1	10 Terry Kinard	DB	Giants
	3	66 Cliff Astin	RB	Saints
	4	101 Johnny Rembert	LB	Patriots
	5	135 Chuck McSwain	RB	Cowboys
	7	194 Jeff McCall	RB	Raiders
	8	205 Andy Headen	LB	Giants
	11	282 Danny Triplett	LB	Rams
	11	290 Bob Mayberry	G	Seahawks
	11	298 Brian Butcher	G	Vikings
	12	318 Frank Magwood	WR	Giants
1982	1	6 Jeff Bryant	DE	Seahawks
	1	19 Perry Tuttle	WR	Bills
	5	128 Jeff Davis	LB	Buccaneers
	7	188 Hollis Hall	DB	Chargers
	9	225 Tony Berryhill	C	Colts
	12	327 Brian Clark	G	Broncos
1981	6	140 Steve Durham	DE	Seahawks
	7	178 Obed Ariri	K	Colts
1980	1	20 Jim Stuckey	DT	49ers
	7	189 Lester Brown	RB	Cowboys
	12	324 Marvin Sims	RB	Colts
1979	1	5 Jerry Butler	WR	Bills
	1	23 Steve Fuller	QB	Chiefs
	3	64 Joe Bostic	T	Cardinals
	4	92 Jonathan Brooks	LB	Lions
	10	249 Dwight Clark	WR	49ers
	11	277 Stan Rome	WR	Chiefs
1978	5	127 Archie Reese	DT	49ers
	8	213 Roy Eppes	DB	Jets
	11	305 Lacy Brumley	T	Broncos
1976	1	28 Bennie Cummingham	TE	Steelers
	10	282 Don Testerman	RB	Dolphins
	11	303 Craig Brantley	WR	Giants
	15	424 Gary Alexander	T	Colts
1974	6	131 Jim Washington	RB	Chiefs
1973	6	155 Rick Harrell	C	Jets
	11	266 Ed Stegler	K	Bears
1972	3	63 John McMakin	TE	Steelers
	9	217 Don Kelley	DB	Steelers
	14	346 Larry Hefner	LB	Packers
1971	2	30 Dave Thompson	C	Lions
1970	3	66 Charlie Waters	DB	Cowboys
	11	283 Ivan Southerland	T	Cowboys
	14	347 Jack King	G	49ers
1969	8	201 Wayne Mulligan	C	Cardinals
	14	344 John Cagle	LB	Patriots
1968	3	64 Harry Olszewski	G	Browns
	4	99 Wayne Mass	T	Bears
	5	134 Jackie Jackson	RB	Browns
	9	230 Frank Liberatore	DB	Redskins
1967	14	360 Floyd Rogers	T	Browns
1966	12	177 Rickey Johnson	T	Cardinals
	12	182 Wayne Page	DE	Bears
1965	17	237 John Boyette	T	Browns
1964	2	23 Pat Crain	RB	Bears
	8	102 Bob Poole	E	49ers
	14	190 John Case	E	Colts
1963	5	67 Don Chuy	T	Rams
1962	3	41 Gary Barnes	E	Packers
1961	5	63 Ron Osborne	T	Colts
	10	134 Jimmy King	T	Cardinals
	12	156 Lowndes Shingler	QB	Cowboys
1960	1	12 Lou Cordileone	T	Giants
	2	13 Harold Olson	T	Cardinals
	8	88 Bill Mathis	HB	49ers
	14	168 Doug Cline	RB	Giants
1959	14	158 Jack Smith	T	Eagles
	14	162 Mike Dukes	B	49ers
	16	192 Morris Keller	T	Colts
	20	230 Jim Payne	G	Eagles
	20	235 Rudy Hayes	B	Steelers
1958	17	200 Bill Thomas	C	Rams
	24	280 Jim Padgett	C	Eagles
1957	2	18 Joel Wells	B	Packers
	3	34 Bill Hudson	T	Cardinals
1956	4	43 Ben Inabinet	T	Colts
	22	254 Dick Marazza	T	Lions
	25	292 Bill O'Dell	B	Steelers
1955	16	190 Clyde White	G	Eagles
	21	244 Buck George	B	Redskins
	28	334 Wingo Avery	C	Eagles
1954	24	285 Nate Gressette	T	Eagles
1953	6	66 Tom Barton	G	Steelers
	10	121 Dreher Gaskin	E	Lions
	18	209 Jim Shirley	B	Bears
	29	340 Earl Wrightenberry	T	Cardinals
1952	5	59 Bob Patton	T	Giants
	13	148 Billy Hair	B	Packers
1951	3	27 Fred Cone	B	Packers
	7	81 Ray Mathews	B	Steelers
	11	131 Steve Wyndham	B	Yanks
	12	146 Bob Hudson	E	Giants
	22	262 Dick Hendley	B	Steelers
	25	300 Jackie Calvert	T	Rams
1949	1	6 Frank Gage	B	Steelers
	7	71 Bobby Gillespie	G	Eagles
1948	27	246 Tom Salisbury	T	Giants

1947	16	138 Ralph Jenkins	C	Steelers
1946	6	43 Marion Woods	G	Steelers
	15	136 Jim Fough	B	Packers
	29	276 Francis Saunders	T	Packers
1945	10	93 Bill Poe	B	Bears
1943	20	189 Marion Butler	B	Bears
1942	5	35 Joe Blalock	E	Lions
	19	176 Charlie Timmons	B	Redskins
1940	1	4 Banks McFadden	B	Dodgers
	13	120 Joe Payne	G	Giants
	18	161 Lowell Bryant	B	Cardinals
1939	5	40 Don Willis	B	Giants
	16	142 Gus Goins	E	Cardinals

## Duke

Year	Rd.	No.	Name	Pos.	Team
2015	1	28	Laken Tomlinson	G	Lions
	4	105	Jamison Crowder	WR	Redskins
2014	4	109	Ross Cockrell	CB	Bills
2013	7	254	Sean Renfree	QB	Falcons
2004	7	203	Drew Strojny	T	Giants
2000	6	173	Chris Combs	DE	Steelers
1999	2	61	Lennie Friedman	C	Broncos
1998	6	189	Patrick Mannelly	G	Bears
1996	4	121	Ray Farmer	DB	Eagles
	6	203	Spence Fischer	QB	Steelers
	7	223	Jon Merrill	T	Vikings
1993	1	16	Dave Brown	QB	Giants
1990	9	238	Clarkston Hines	WR	Bills
	12	320	Chris Port	G	Saints
1989	3	74	Anthony Dilweg	QB	Packers
1988	12	328	Steve Slayden	QB	Browns
1987	1	5	Mike Junkin	LB	Browns
1984	6	148	Ben Bennett	QB	Falcons
1983	5	123	Chris Castor	WR	Seahawks
1982	4	108	Charles Jones	WR	Patriots
	4	108	Charles Bowser	LB	Dolphins
	5	134	Dennis Tabron	DB	Bears
1979	9	234	Carl McGee	LB	Browns
1978	3	64	Lyman Smith	DT	Dolphins
1977	4	101	Bill Bryan	C	Broncos
	6	142	Tony Benjamin	RB	Seahawks
	7	171	Bob Grupp	DB	Jets
1975	8	201	John Hill	DT	Bills
1974	12	291	John Riccz	DE	Jets
1973	5	115	Steve Jones	RB	Rams
	6	156	Ed Newman	G	Dolphins
	13	325	Robert Parrish	DT	Jets
	15	371	Melvin Parker	LB	Cardinals
1972	7	164	Ernie Jackson	DB	Saints
1971	3	59	Leo Hart	QB	Falcons
	5	119	Phil Asack	DE	Chargers
1970	11	274	Wesley Chesson	WR	Falcons
1969	2	52	Robert Morris	C	Oilers
	17	442	Al Woodall	QB	Jets
	17	442	Fred Zirkie	DT	Jets
1968	7	191	Andy Beath	DB	Packers
1967	1	18	Bob Matheson	LB	Browns
	2	41	Dave Dunaway	WR	Packers
1966	6	94	Earl Yates	T	Redskins
	16	245	Rod Stewart	E	Colts
1965	1	14	Mike Curtis	LB	Colts
	10	138	Chuck Drulis	E	Cardinals
	13	174	Biff Bracy	RB	Redskins
	17	235	Sonny Odom	RB	Lions
1964	9	126	Jay Wilkinson	RB	Bears
1963	12	157	Chuck Walker	G	Cardinals
1962	9	121	Walt Rappold	QB	Colts
1961	9	115	Joel Arrington	B	Redskins
	13	181	Jack Wilson	B	Browns
	18	246	Art Browning	G	Cardinals
1960	2	14	Mike McGee	G	Cardinals
	9	100	Dwight Bumgarner	E	Redskins
1959	3	151	Bob Spada	E	Bears
	3	26	Wray Carlton	B	Eagles
	16	189	Ted Royal	C	Rams
	23	274	Jim Gardner	T	Browns
	29	341	Dave Sime	E	Lions
1958	3	34	Melwood (Buzz) Guy	T	Browns
	6	64	John Kersey	T	Eagles
	8	96	Bert Lattimore	E	Browns
	12	144	Bob Brodhead	QB	Browns
	17	201	Jack Harrison	C	Giants
	18	209	Phil Dupler	B	Bears
	22	260	Bill Thompson	E	Steelers
	29	346	Doug Padgett	E	Colts
1957	4	43	Sonny Jurgensen	QB	Eagles
	8	86	Hal McElhane	B	Eagles
	8	88	Roy Hord	T	Rams
	20	236	Sid DeLoatch	G	49ers
	23	274	Milt Konicek	T	Cardinals
	26	303	Buddy Bass	E	Packers
	26	308	Tom Topping	T	49ers
1956	3	33	Bob Pascal	B	Colts
	14	158	Ronnie Falls	LB	Lions
	23	272	Jesse Birchfield	G	Packers
	29	345	Jim Nelson	G	Giants
1955	14	165	Nick McKeithan	B	49ers
	18	206	Fred Campbell	T	Cardinals
	23	275	Jerry Barger	B	Bears
1954	3	30	Ed Meadows	T	Bears
	12	134	Howard Pitt	E	Cardinals
	21	253	Jack Kistler	B	Lions
	22	264	Lloyd Caudle	B	Browns
	24	289	Bobby Burrows	G	Lions
1953	12	137	Jim Lawrence	T	Bears
	12	140	Carson (Red) Leach	G	49ers
	17	205	Ray Green	T	Lions
	18	210	Carl Holben	T	Steelers
	22	263	Byrd Looper	B	Browns
	24	289	Truett Grant	T	Lions

1952	30	354 Lou Tepe	C	Steelers
	19	226 Blaine Earon	E	Lions
	23	275 Bob Bickel	B	Giants
1951	8	87 Billy Cox	B	Redskins
	24	282 Tom Powers	B	Redskins
1950	5	60 Lou Allen	T	Steelers
1949	2	14 Al DeGogatis	T	Giants
	10	92 Bill Davis	G	Lions
	10	197 Lloyd Eisenberg	T	Rams
	21	208 Tommy Hughes	B	Redskins
	21	209 Jim Duncan	E	Bears
1948	20	184 Fred Folger	B	Steelers
	28	263 Fred Hardison	E	Bears
1947	14	117 Leo Long	B	Yanks
	15	131 Buddy Mulligan	B	Cardinals
	25	228 Hal Mullins	T	Redskins
1946	2	13 George Clark	B	Steelers
	4	29 Ernie Knotts	G	Bears
	12	105 Al Bush	T	Giants
	16	147 Kelly Mote	E	Lions
	18	161 Frank Irwin	T	Cardinals
	21	200 Cliff Lewis	B	Rams
	23	213 Bill Leitheiser	G	Steelers
	24	222 Mike Karmazin	E	Yanks
	29	275 Steve Lucas	E	Giants
	30	281 Jim LaRue	B	Cardinals
1945	13	121 Elmore (Buddy) Luper	B	Cardinals
	15	144 Gordon Carver	B	Cardinals
	17	167 Ben Cittadino	E	Cardinals
	27	277 Glen Stough	T	Steelers
	28	286 Garland Williams	T	Cardinals
	29	302 Frank Irwin	T	Redskins
1944	3	25 Bob Gantt	E	Steelers
	10	92 Ernie Beamer	E	Giants
	15	150 Bill Milner	G	Bears
	17	171 Tom Davis	B	Redskins
	23	236 John Wesley Perry	B	Packers
	24	242 Bob Nanni	T	Cardinals
1943	9	73 Moffatt Storer	B	Cardinals
1942	1	4 Steve Lach	B	Cardinals
	7	58 Tommy Prothro	B	Giants
	9	76 Frank Swiger	B	Redskins
	13	118 Bob Barnett	C	Giants
1941	9	75 Jasper Davis	B	Lions
	16	142 Wes McAffee	B	Steelers
	19	179 Alex Winterston	T	Bears
1940	1	2 George McAffee	RB	Eagles
	4	29 Edgar (Bill) Bailey	E	Dodgers
	12	108 Allen Johnson	G	Redskins
	16	148 Willard (Bolo) Perdue	E	Redskins
	18	166 Frank Ribar	G	Lions
1939	8	65 Dan (Tiger) Hill	C	Dodgers
	12	108 Bob O'Mara	B	Redskins
	15	138 Eric Tipton	B	Redskins
1938	6	45 Joe Brunansky	T	Cardinals
	12	108 Elmore Hackney	B	Giants
1937	2	13 Clarence (Ace) Parker	QB	Dodgers
1936	6	54 Gus Durner	T	Giants

## Florida State

Year	Rd.	No.	Name	Pos.	Team
2015	1	1	Jameis Winston	QB	Bucs
	1	19	Cameron Erving	C-T	Browns
	2	35	Mario Edwards, Jr.	DE	Raiders
	2	39	Eddie Goldman	DT	Bears
	2	50	Ronald Darby	CB	Bills
	3	78			



# THE ACC & THE PROFESSIONAL DRAFT

Year	Rd.	No.	Name	Pos.	Team
1	14	1	Brodrick Bunkley.....	DT	Eagles
1	19	2	Antonio Cromartie.....	DB	Chargers
3	95	3	Willie Reid.....	WR	Steelers
4	117	4	Leon Washington.....	RB	Jets
5	138	4	Pat Watkins.....	DB	Cowboys
2005	5	157	A. J. Nicholson.....	LB	Bengals
1	16	1	Travis Johnson.....	DT	Texans
1	19	2	Alex Barron.....	OT	Rams
2	62	3	Bryant McFadden.....	CB	Steelers
4	105	4	Ray Willis.....	OT	Seahawks
4	116	4	Craphonso Thorpe.....	WR	Chiefs
4	117	4	Jerome Carter.....	SS	Rams
4	128	4	Chauncey Davis.....	DE	Falcons
5	152	5	Adrian McPherson.....	QB	Saints
6	186	6	Eric Moore.....	DE	Giants
2004	2	53	Michael Boulware.....	LB	Seahawks
2	55	2	Greg Jones.....	RB	Jaguars
4	67	4	Darnell Dockett.....	DE	Cardinals
4	104	4	Kendyll Pope.....	LB	Colts
5	164	5	P.K. Sam.....	WR	Patriots
2003	2	54	Anquan Boldin.....	WR	Cardinals
2	59	2	Alonzo Jackson.....	DE	Steelers
4	102	4	Montrae Holland.....	G	Saints
4	113	4	Brett Williams.....	T	Chiefs
7	225	7	Todd Williams.....	G	Titans
7	231	7	Talman Gardner.....	WR	Saints
2002	1	20	Javon Walker.....	WR	Packers
3	94	3	Chris Hope.....	DB	Steelers
2001	1	10	Jamal Reynolds.....	DE	Packers
1	28	1	Derrick Gibson.....	DB	Raiders
2	42	2	Tommy Polley.....	LB	Rams
3	67	3	Tay Cody.....	DB	Chargers
3	77	3	Marvin Minnis.....	WR	Chiefs
3	83	3	Brian Allen.....	LB	Rams
3	85	3	Travis Minor.....	RB	Dolphins
4	106	4	Chris Weinke.....	QB	Panthers
7	242	7	Char-ron Dorsey.....	T	Cowboys
2000	1	4	Peter Warrick.....	WR	Bengals
1	6	1	Corey Simon.....	DT	Eagles
1	17	1	Sebastian Janikowski.....	K	Raiders
3	66	3	Ron Dugans.....	WR	Bengals
3	78	3	Laveranues Coles.....	WR	Jets
4	101	4	Jerry Johnson.....	DT	Broncos
6	180	6	Mario Edwards.....	DB	Cowboys
1999	2	40	Tony Bryant.....	DE	Raiders
2	56	2	Larry Smith.....	DT	Jaguars
4	113	4	Dexter Jackson.....	DB	Buccaneers
6	195	6	Lamarr Glenn.....	RB	Buccaneers
1998	1	3	Andre Wadsworth.....	DE	Cardinals
1	11	1	Tra Thomas.....	T	Eagles
2	39	2	Sam Cowart.....	LB	Bills
2	46	2	Samari Rolle.....	DB	Oilers
3	71	3	E.G. Green.....	WR	Colts
3	83	3	Greg Spires.....	DE	Patriots
4	99	4	Julian Pittman.....	DE	Saints
6	184	6	Shevin Smith.....	DB	Buccaneers
7	229	7	Kevin Long.....	C	Oilers
1997	1	4	Peter Boulware.....	DE	Ravens
1	6	1	Walter Jones.....	T	Seahawks
1	12	1	Warrick Dunn.....	RB	Buccaneers
1	14	1	Reinard Wilson.....	DE	Bengals
4	100	4	Henri Crockett.....	LB	Falcons
5	159	5	Vernon Crawford.....	LB	Patriots
7	225	7	Byron Capers.....	DB	Eagles
1996	3	67	Clay Shiver.....	C	Cowboys
4	130	4	Danny Kanell.....	QB	Giants
6	199	6	Philip Riley.....	WR	Chiefs
6	200	6	Orpheus Roye.....	DE	Steelers
1995	1	11	Derrick Alexander.....	DE	Vikings
1	26	1	Devin Bush.....	DB	Falcons
1	28	1	Derrick Brooks.....	LB	Buccaneers
2	55	2	Corey Fuller.....	DB	Vikings
3	79	3	Zack Crockett.....	RB	Colts
3	81	3	Tamarick Vanover.....	WR	Chiefs
4	100	4	Chris Cowart.....	LB	Chargers
5	143	5	Clifton Abraham.....	DB	Buccaneers
5	156	5	Kez McCorvey.....	WR	Lions
5	162	5	Omar Ellison.....	WR	Chargers
1994	1	28	William Floyd.....	RB	49ers
2	61	2	Lonnie Johnson.....	TE	Bills
4	104	4	Corey Sawyer.....	DB	Bengals
4	129	4	Sean Jackson.....	RB	Oilers
6	192	6	Kevin Knox.....	WR	Bills
7	216	7	Toddrick McIntosh.....	DT	Cowboys
1993	1	4	Marvin Jones.....	LB	Jets
2	35	2	Carl Simpson.....	DT	Bears
2	42	2	Dan Footman.....	DE	Browns
2	53	2	Reggie Freeman.....	LB	Saints
4	101	4	Sterling Palmer.....	DE	Redskins
8	205	8	Shannon Baker.....	WR	Falcons
1992	1	5	Terrell Buckley.....	DB	Packers
2	45	2	Amp Lee.....	RB	49ers
3	73	3	Howard Dinkins.....	LB	Falcons
4	102	4	Cassy Weldon.....	QB	Eagles
4	103	4	Edgar Bennett.....	RB	Packers
9	227	9	Brad Johnson.....	QB	Vikings
1991	2	30	Reggie Johnson.....	TE	Broncos
3	66	3	Lawrence Dawsey.....	WR	Buccaneers
5	139	5	Anthony Moss.....	LB	Giants
6	151	6	Richie Andrews.....	K	Lions
7	182	7	Hayward Haynes.....	G	Saints
1990	1	25	Dexter Carter.....	RB	49ers
2	48	2	LeRoy Butler.....	DB	Packers
3	63	3	Peter Tom Willis.....	QB	Bears
3	68	3	Ron Lewis.....	WR	49ers
5	119	5	Eric Hayes.....	DT	Seahawks
9	248	9	Odell Haggins.....	DT	49ers
2011	1	281	Terry Anthony.....	WR	Buccaneers
1989	1	5	Deion Sanders.....	DB	Falcons
1	9	1	Sammie Smith.....	RB	Dolphins
4	99	4	Pat Tomerlin.....	G	Colts
7	183	7	Marion Butts.....	RB	Chargers
11	287	11	Victor Floyd.....	RB	Chargers
12	310	12	Stan Shiver.....	DB	Packers
1988	2	32	Pat Carter.....	TE	Lions
9	237	9	Paul McGowan.....	LB	Vikings
10	262	10	Martin Mayhew.....	DB	Bills
11	282	11	Danny McManus.....	QB	Chiefs
1987	7	187	Gerald Nichols.....	DT	Jets
1986	5	120	Hassan Jones.....	WR	Vikings
9	242	9	John Ionata.....	G	Cowboys
10	276	10	Cletis Jones.....	RB	Patriots
11	296	11	Garth Jax.....	LB	Cowboys
12	318	12	Jesse Solomon.....	LB	Vikings
12	326	12	Isaac Williams.....	DT	Colts
1985	1	23	Jessie Hester.....	WR	Raiders
2	35	2	Greg Allen.....	RB	Browns
4	95	4	Billy Allen.....	DB	Saints
8	222	8	Eric Riley.....	DB	Broncos
1984	1	12	Alphonso Carreker.....	DE	Packers
4	108	4	Weegie Thompson.....	WR	Steelers
1982	2	34	Rohn Stark.....	P	Colts
6	164	6	Ron Hester.....	LB	Dolphins
11	304	11	Michael Whiting.....	RB	Cowboys
1981	1	25	Bobby Butler.....	DB	Falcons
5	125	5	Ken Lanier.....	T	Broncos
6	160	6	Ron Simmons.....	DT	Browns
12	318	12	Paul Piurowski.....	LB	Cowboys
1980	8	224	Bill Capecce.....	K	Oilers
9	196	9	Mark Lyles.....	RB	Bengals
9	246	9	Jackie Flowers.....	WR	Cowboys
10	264	10	Walter Carter.....	DT	Raiders
12	320	12	Jimmy Jordan.....	QB	Patriots
1979	2	42	Willie Jones.....	DE	Raiders
11	283	11	Nate Henderson.....	T	Cardinals
1978	6	141	Louis Jackson.....	DB	Jets
10	254	10	Bobby Richardson.....	DE	Jets
10	256	10	Larry Key.....	RB	Packers
11	279	11	Nat Terry.....	DB	Steelers
1977	6	148	Gary Woolford.....	DB	Oilers
9	236	9	Steve Mathieson.....	QB	Lions
1976	5	135	Greg Johnson.....	DT	Eagles
10	266	10	Randy Coffield.....	LB	Seahawks
15	420	15	Lee Nelson.....	DB	Cardinals
1975	12	299	Bert Cooper.....	LB	Jets
1974	17	436	Buzzy Lewis.....	DB	Colts
1973	1	21	Barry Smith.....	WR	Packers
1	24	1	James Thomas.....	DB	Steelers
2	33	2	Gary Huff.....	QB	Bears
4	95	4	Eddie McMillan.....	DB	Rams
10	253	10	Charlie Hunt.....	LB	49ers
15	372	15	Gary Parris.....	TE	Chargers
1972	10	240	Rhett Dawson.....	WR	Oilers
10	260	10	Richard Amman.....	DT	Cowboys
12	306	12	Kent Gaydos.....	TE	Raiders
1971	10	256	Tom Bailey.....	RB	Eagles
1970	2	51	Bill Cappelman.....	QB	Vikings
6	135	6	Grant Guthrie.....	K	Bills
6	136	6	Jeff Curchin.....	T	Bears
6	166	6	Phil Abraira.....	DB	Bears
1969	1	6	Ron Sellers.....	WR	Patriots
3	72	3	Charles Gass.....	TE	Browns
4	97	4	Bill Rhodes.....	G	Cardinals
7	176	7	Walt Summer.....	DB	Browns
1968	12	297	Dale McCullers.....	LB	Dolphins
6	142	6	Kim Hammond.....	QB	Dolphins
7	183	7	Lane Fenner.....	WR	Chargers
12	312	12	Thurston Taylor.....	TE	Eagles
14	368	14	Bill Moreman.....	RB	Giants
1967	17	455	Wayne McDuffie.....	C	Browns
17	422	17	De Williams.....	C	Saints
17	422	17	Larry Kissam.....	T	Dolphins
1966	9	131	Jack Shinholser.....	LB	Redskins
12	184	12	Jim Mankins.....	RB	Packers
1965	2	0	Fred Biletnikoff.....	WR	Raiders
3	39	3	Fred Biletnikoff.....	WR	Lions
16	224	16	Steve Tensl.....	QB	Colts
1964	12	161	Bill Dawson.....	E	Rams
1963	8	104	Keith Kinderman.....	B	Packers
1962	18	243	Don Donatelli.....	C	Cardinals
20	267	20	Ed Trancygier.....	QB	Redskins
1961	19	255	Tony Romoe.....	E	Redskins
1958	22	264	Bob Renn.....	B	Browns
23	270	23	Ron Schomburger.....	E	Redskins
1957	29	346	Lee Corso.....	B	Cardinals
1956	8	96	George Boyer.....	LB	Rams
19	220	19	Jerry Jacobs.....	G	Steelers
1955	4	40	Tom Feamster.....	E	Rams
20	241	20	Bill Proctor.....	T	Browns
1954	16	191	Bobby Fiveash.....	B	49ers
25	294	25	Tom Feamster.....	E	Bears
29	340	29	Bill Mote.....	T	Giants
1952	12	144	Ray Thompson.....	B	Browns
1951	12	142	Milan Sellers.....	B	Browns
24	291	24	Wayne Benner.....	B	Browns
29	351	29	Bill Driver.....	B	Browns
<b>Georgia Tech</b>					
Year	Rd.	No.	Name	Pos.	Team
2015	4	131	Shaq Mason.....	G	Patriots
4	132	4	DeAndre Smelter.....	WR	49ers
6	204	6	Darren Waller.....	WR	Ravens
2014	2	50	Jeremiah Attaochu.....	DE	Chargers
6	206	6	Jemea Thomas.....	CB	Patriots
7	223	7	Brandon Watts.....	OLB	Vikings
2012	2	43	Stephen Hill.....	WR	Jets
2011	7	225	Anthony Allen.....	RB	Ravens
2010	1	16	Derrick Morgan.....	DE	Titans
1	22	1	Demaryius Thomas.....	WR	Broncos
3	71	3	Morgan Burnett.....	SS	Packers
6	188	6	Jonathan Dwyer.....	RB	Bucs
2009	3	70	Michael Johnson.....	DE	Bengals
6	181	6	Andrew Gardner.....	T	Dolphins
7	210	7	Vance Walker.....	DT	Falcons
7	234	7	Darryl Richard.....	DT	Patriots
2008	3	93	Philip Wheeler.....	OLB	Colts
4	122	4	Tashard Choice.....	RB	Cowboys
6	168	6	Durant Brooks.....	P	Redskins
2007	1	2	Calvin Johnson.....	WR	Lions
4	124	4	Mansfield Wrotto.....	T	Seahawks
2006	3	96	Gerris Wilkinson.....	LB	Giants
4	132	4	P.J. Daniels.....	RB	Ravens
5	146	5	Dawan Landry.....	DB	Ravens
2004	2	39	Darryl Smith.....	LB	Jaguars
3	91	3	Tony Hargrove.....	DE	Rams
3	93	3	Keyaron Fox.....	LB	Chiefs
4	115	4	Nat Dorsey.....	T	Vikings
2002	6	177	Nick Rogers.....	LB	Vikings
7	228	7	Chris Young.....	DB	Broncos
2000	2	58	Travares Tillman.....	DB	Bills
3	69	3	Dez White.....	WR	Bears
7	234	7	Joe Hamilton.....	QB	Buccaneers
4	107	4	Nate Stimson.....	LB	Redskins
5	152	5	Charlie Rogers.....	WR	Seahawks
7	252	7	Rodney Williams.....	P	Rams
1998	1	12	Keith Brooking.....	LB	Falcons
6	154	6	Ron Rogers.....	LB	Ravens
1996	2	60	Michael Cheever.....	C	Jaguars
3	76	3	Ryan Stewart.....	DB	Lions
1995	5	151	Lethon Flowers.....	DB	Steelers
6	173	6	Charlie Simmons.....	WR	Packers
1994	7	229	Jamal Cox.....	LB	Bears
5	148	5	Gary Brown.....	T	Steelers
5	149	5	Dorsey Levens.....	RB	Packers
1993	2	36	Coleman Rudolph.....	DE	Jets
5	113	5	Scott Sisson.....	K	Patriots
1992	1	12	Marco Coleman.....	DE	Dolphins
4	108	4	Mike Mooney.....	T	Oilers
7	184	7	Ken Swilling.....	DB	Buccaneers
8	221				



Year	Rd.	No.	Name	Pos.	Team
1962	17	227	Harold Ericksen	G	Eagles
1961	2	0	Billy Shaw	G	Bills
	2	27	Ed Nutting	T	Browns
	6	71	Jerry Burch	E	Vikings
	9	120	Chick Granning	RB	Cardinals
1960	14	184	Billy Shaw	T	Cowboys
	20	270	Al Lederle	E	Rams
	2	2	Maxie Baughan	LB	Eagles
	6	67	Emmett Wilson	T	Eagles
	7	80	Taz Anderson	RB	Browns
1959	11	122	Floyd Faucette	B	Cardinals
	17	197	Jack Rudolph	E	Lions
	18	206	Jim Benson	B	Eagles
	20	234	Toby Deese	T	49ers
1958	3	28	Stan Flowers	B	Redskins
	4	38	Urban Henry	T	Rams
	16	182	Arley Finley	T	Packers
	19	222	Don Stephenson	C	Redskins
	30	353	Ted Smith	E	Redskins
1957	4	41	Carl Vereen	T	Packers
	6	66	George Volkert	B	Steelers
	12	141	Wade Mitchell	QB	Redskins
	21	249	Sam Owen	B	Redskins
	26	309	Paul Rotenberry	B	Redskins
	27	321	Ormand Anderson	T	Redskins
1956	20	234	Dickie Mattison	B	Cardinals
	25	299	Franklin Brooks	G	Redskins
1955	1	7	Larry Morris	C	Rams
	8	91	Billy Teas	B	Rams
	14	160	John Lee	B	Colts
	21	246	Rees Phenix	T	Steelers
1954	3	34	Henry Hair	E	Rams
	7	77	Glenn Turner	B	Colts
	9	99	Dave Davis	E	Packers
	13	154	Sam Hensley	E	Rams
	15	171	Ed Gossage	T	49ers
	16	190	Roger Frey	T	Rams
	19	226	Frank Givens	T	Rams
	23	269	Leon Hardeman	B	Colts
	25	293	Pepper Rodgers	B	Colts
	27	317	Bill Sennett	E	Colts
1953	2	21	George Morris	C	49ers
	4	39	Gerdes (Buck) Martin	E	Cardinals
	5	57	Hal Miller	T	49ers
	10	118	Pete Brown	G	49ers
	13	146	Bobby Morehead	B	Colts
	23	272	Jeff Knox	E	Eagles
1952	2	23	Ray Beck	G	Giants
	3	29	Lum Snyder	T	Eagles
	17	195	Darrell Crawford	B	Cardinals
1951	13	148	Dick Harvin	E	49ers
	14	169	Rob McCoy	B	Rams
	15	177	Bobby North	B	Eagles
	27	316	Bob Bossons	C	Packers
1949	3	29	Frank Ziegler	B	Eagles
	5	42	George Brodnax	E	Lions
	8	80	Joe E. Brown	B	Cardinals
	25	247	Clay Matthews	T	Rams
1948	5	29	Bill Healey	G	Yanks
	16	145	Jim Still	B	Cardinals
	18	156	George Mathews	B	Giants
	28	262	Dinky Bowen	B	Steelers
1947	6	44	Bob Davis	T	Giants
	12	100	George Hills	G	Packers
	3	19	Frank Broyles	QB	Bears
	4	30	Paul Duke	C	Giants
	12	108	Pat McHugh	B	Eagles
	14	126	George Hills	G	Packers
	16	146	Dean Gaines	T	Packers
	27	256	Ed Holtzinger	B	Packers
	27	258	Chuck Murdock	E	Lions
	27	259	Roland Phillips	T	Redskins
	30	289	William (Tex) Ritter	B	Redskins
1945	1	4	Eddie Prokop	B	Yanks
	7	61	John Steber	G	Redskins
1944	17	167	Jack Helms	T	Lions
	17	172	Ed Ryckley	E	Bears
1943	26	243	Harvey Hardy	G	Dodgers
1940	20	188	F.W. (Buck) Murphy	B	Redskins
1938	5	38	Marion Konemann	B	Giants
	8	70	Fletcher Sims	B	Bears
1937	10	92	Middleton Fitzsimmons	G	Cardinals
	5	150	Breno Giacomini	T	Packers
	7	246	Mario Urrutia	WR	Bengals
2007	1	10	Amobi Okoye	DT	Texans
	1	100	Michael Bush	RB	Raiders
	5	148	Kolby Smith	RB	Chiefs
	5	170	Williams Gay	CB	Steelers
2006	3	75	Jason Spitz	G	Packers
	4	121	Elvis Dumervil	DE	Broncos
	5	142	Brandon Johnson	LB	Cardinals
	6	182	Montavious Stanley	DT	Cowboys
2005	2	54	Eric Shelton	RB	Panthers
	4	121	Stefan LeFors	QB	Panthers
	4	123	Kerry Rhodes	FS	Jets
	5	154	Robert McCune	LB	Redskins
	7	236	Lionel Gates	RB	Bills
2004	7	253	J.R. Russell	WR	Bucs
2003	2	64	Dwayne White	DE	Bucs
	3	88	Dave Ragone	QB	Texans
	7	217	Curry Burns	S	Texans
	7	245	Chris Johnson	CB	Packers
2002	2	65	Deion Branch	WR	Patriots
2001	6	179	Rashad Holman	CB	49ers
2000	3	75	Chris Redman	QB	Ravens
	4	115	Frank Moreau	RB	Chiefs
1997	2	44	Sam Madison	DB	Dolphins
	4	118	Tyrus McCloud	LB	Ravens
	5	156	Carl Powell	DE	Colts
	7	238	Leland Taylor	DT	Ravens
1996	3	66	Ray Oben	T	Giants
	5	167	Alan Campos	LB	Cowboys
1995	5	137	Jamie Asher	TE	Redskins
1993	1	13	Joe Johnson	DT	Saints
	3	65	Roy Buchanan	CB	Colts
	6	149	Deral Boykin	S	Raiders
1992	12	311	Klaus Wilmsmeyer	P	Bucs
1991	1	25	Ted Washington	DT	49ers
	2	34	Browning Nagle	QB	Jets
	11	292	Jerry Crafts	OL	Colts
	11	298	Mike Flores	DE	Eagles
1990	2	42	Carwell Gardner	FB	Bills
1987	1	23	Bruce Armstrong	T	Patriots
1986	2	34	Ernest Givins	WR	Oilers
1985	6	167	Ron Davenport	RB	Dolphins
1984	4	98	Tom Andrews	T	Bears
	5	119	Dean May	QB	Dolphins
1983	8	221	Mark Clayton	WR	Dolphins
	10	260	Richard Tharpe	OL	Bills
1982	12	314	Donnie Craft	RB	Packers
1981	7	187	Eddie Johnson	LB	Browns
1980	1	19	Otis Wilson	LB	Bears
	11	283	Ricky Skiles	LB	Packers
1979	6	161	Dwayne Woodruff	S	Steelers
	10	250	Nathan Poole	RB	Bengals
1978	11	293	Calvin Prince	RB	Bengals
1976	15	418	Wilbur Summers	P	Broncos
1975	13	332	A.J. Jacobs	DB	Rams
	15	390	Marty Smith	DT	Steelers
1973	4	88	Tom Jackson	LB	Broncos
	14	351	John Madeya	QB	Falcons
	16	388	Howard Stephens	RB	Saints
1972	6	154	Amos Martin	DE	Vikings
1971	4	91	Larry Ball	TE	Dolphins
	12	305	Horace Jones	DT	Raiders
1970	3	59	Les Bougess	RB	Eagles
	7	172	Cleo Walker	KB	Packers
	17	431	Dave Sanks	OL	Chargers
1969	6	137	Wally Oyler	QB	Falcons
1968	3	71	Ed Harmon	LB	Cowboys
	6	145	John Neidert	LB	Bengals
	10	247	Wayne Patrick	RB	Bengals
	15	395	Clarence Spencer	TE	49ers
1967	2	39	Tom Holzer	T	49ers
	13	334	Bill Downs	T	Eagles
1966	4	60	Doug Buffone	LB	Bears
	17	252	Benny Russell	QB	Rams
1965	17	228	T. LaFramboise	QB	Bears
1964	1	9	Ken Kortas	T	Cardinals
	19	258	Dick Schott	T	Vikings
1962	14	196	Ernie Green	RB	Packers
1961	16	213	Ron Petty	T	Redskins
	18	244	John Finn	T	Bears
1960	19	222	Howard Turley	E	Steelers
1959	26	306	Ed Young	E	Steelers
1958	1	11	Lenny Lyles	HB	Colts
	18	207	Mario Choppo	E	Cardinals
1956	9	108	Maury Woodford	T	Rams
1955	9	102	Johnny Unitas	QB	Colts
1953	19	221	Jim Williams	B	Steelers
1952	28	329	Johnny Brewer	B	Eagles
1950	18	234	Joe Travue	B	Browns
1949	13	130	Bob Todd	T	Cardinals
1942	14	121	Clure Mosher	C	Steelers
	6	198	Tommy Streeter	WR	Ravens
	6	200	Brandon Washington	G	Eagles
2011	2	46	Orlando Franklin	T	Broncos
	2	60	Brandon Harris	CB	Texans
	3	79	Leonard Hankerson	WR	Redskins
	3	81	DeMarcus Van Dyke	S	Raiders
	3	86	Allen Bailey	DE	Chiefs
	4	109	Colin McCarthy	LB	Colts
	6	181	Richard Gordon	TE	Raiders
	6	192	Matt Bosher	P/PK	Falcons
2010	3	95	Jimmy Graham	TE	Saints
	4	102	Darryl Sharpton	LB	Raiders
	4	128	Jason Fox	T	Lions
	7	235	Dedrick Epps	TE	Chargers
2009	6	176	Spencer Adkins	OLB	Falcons
2008	1	31	Kenny Phillips	DB	Giants
	2	50	Calais Campbell	DE	Cardinals
	3	71	Tavares Gooden	LB	Ravens
2007	1	24	Brandon Meriweather	FS	Patriots
	1	25	Jon Beason	OLB	Panthers
	1	31	Greg Olsen	TE	Bears
	4	120	Baraka Atkins	DE	Seahawks
	4	127	Kareem Brown	DT	Patriots
2006	1	31	Kelly Jennings	DB	Seahawks
	2	35	Roger (Rocky) McIntosh	LB	Redskins
	2	44	Sinorice Moss	WR	Giants
	2	57	Devin Hester	WR	Bears
	3	66	Eric Winston	T	Texans
	3	89	Rashad Butler	T	Panthers
	4	110	Leon Williams	LB	Browns
	4	133	Orien Harris	DT	Steelers
	5	154	Marcus Maxey	DB	Chiefs
2005	1	8	Antriel Rolle	CB	Cardinals
	2	55	Roscoe Parrish	WR	Bills
	3	65	Frank Gore	RB	49ers
	3	86	Kevin Everett	TE	Bills
2004	6	200	Chris Myers	G	Broncos
	1	5	Sean Taylor	DB	Redskins
	1	6	Kellen Winslow	TE	Browns
	1	12	Jonathan Vilma	LB	Jets
	1	17	D.J. Williams	LB	Broncos
	1	19	Vernon Carey	G	Dolphins
	1	21	Vince Wilfork	DT	Patriots
	7	213	Darrell McClover	LB	Jets
	7	215	Alfonso Marshall	DB	Bears
	7	254	Carlos Joseph	T	Chargers
2003	1	3	Andre Johnson	WR	Texans
	1	15	Jerome McDougle	DE	Eagles
	1	23	Willis McGahee	RB	Bills
	1	25	William Joseph	DT	Giants
	3	89	Andrew Williams	DE	49ers
	4	131	Jamaal Green	DE	Eagles
	5	150	Matthew Walters	DE	Jets
2002	7	241	Ken Dorsey	QB	49ers
	1	7	Bryant McKinnie	T	Vikings
	1	14	Jeremy Shockey	TE	Giants
	1	17	Phillip Buchanon	DB	Raiders
	1	24	Edward Reed	DB	Ravens
	1	27	Mike Rumph	DB	49ers
	2	51	Clinton Portis	RB	Broncos
	4	116	Martin Bibla	G	Falcons
	4	135	Najeh Davenport	RB	Packers
	6	183	James Lewis	DB	Colts
	7	226	Daryl Jones	WR	Giants
2001	7	227	Joaquin Gonzalez	T	Browns
	1	11	Dan Morgan	LB	Panthers
	1	12	Damione Lewis	DT	Rams
	1	16	Santana Moss	WR	Jets
	1	30	Reggie Wayne	WR	Colts
	3	65	James Jackson	RB	Browns
	6	200	Leonard Myers	DB	Patriots
	7	245	Andre King	WR	Browns
2000	1	14	Bubba Franks	TE	Packers
	2	56	Michael Boireau	DE	Vikings
	3	90	Nate Webster	LB	Buccaneers
	5	148	Richard Mercier	G	Ravens
	7	227	Mondriel Fulcher	RB	Raiders
1999	1	4	Edgerrin James	RB	Colts
	5	135	Nick Williams	RB	Bengals
	7	245	Scott Covington	QB	Bengals
1998	1	10	Duane Starks	DB	Ravens
	3	74	Jammi German	WR	Falcons
1997	1	15	Yatil Green	WR	Dolphins
	1	17	Kenard Lang	DE	Redskins
	1	18	Kenny Holmes	DE	Oilers
	4	111	Tremain Mack	DB	Bengals
	5	133	Marcus Wimberly	DB	Falcons
	5	148	Twan Russell	LB	Redskins
	6	192	Tony Gaiter	WR	Patriots
	7	211	Carlos Jones	DB	Seahawks
1996	1	26	Roy Lewis	LB	Ravens
	6	175	Derrick Harris	RB	Rams
1995	1	12	Warren Sapp	DT	Buccaneers
	2	52	Patrick Riley	DT	Bears
	3	78	Chris T. Jones	WR	Eagles
	4	103	Larry Jones	RB	Redskins
	5	157	James Stewart	RB	Vikings
	7	211	C.J. Richardson	DB	Oilers
199					



# THE ACC & THE PROFESSIONAL DRAFT

	4	86	Craig Erickson	QB	Buccaneers
	10	263	Anthony Hamlet	DE	Seahawks
	12	312	Kelvin Harris	C	Rams
	12	315	Carlos Huerta	K	Chargers
1991	1	1	Russell Maryland	DT	Cowboys
	1	23	Randal Hill	WR	Dolphins
	2	40	Shane Curry	DE	Colts
	2	42	Wesley Carroll	WR	Saints
	4	107	Robert Bailey	DB	Rams
	5	131	Craig Erickson	QB	Eagles
	6	153	Mike Sullivan	G	Cowboys
	8	220	Roland Smith	DB	Dolphins
	10	251	Randy Bethel	TE	Patriots
	10	278	Luis Cristobal	G	Giants
	12	325	Alex Johnson	WR	Oilers
1990	1	3	Cortez Kennedy	DT	Seahawks
	3	64	Jimmie Jones	DT	Cowboys
	3	65	Bernard Clark	LB	Bengals
	3	72	Willis Peguese	DE	Oilers
	3	79	Greg Mark	DE	Giants
	5	126	Richard Newbill	LB	Oilers
	9	223	Dale Dawkins	WR	Jets
	10	256	Kenn Berry	DB	Chargers
	12	315	Bobby Harden	DB	Dolphins
1989	1	21	Bill Hawkins	DE	Rams
	1	26	Cleveland Gary	RB	Rams
	3	77	Bubba McDowell	DB	Oilers
	7	180	Melvin Bratton	RB	Broncos
	10	252	Rod Carter	LB	Cowboys
	11	280	Randy Shannon	LB	Cowboys
1988	1	3	Bennie Blades	DB	Lions
	1	11	Michael Irvin	WR	Cowboys
	2	33	Daniel Stubbs	DE	49ers
	2	49	Brian Blades	WR	Seahawks
	2	52	Brett Perriman	WR	Saints
	3	64	Matt Patchan	T	Eagles
	5	124	Darrell Fullington	DB	Vikings
	6	153	Melvin Bratton	RB	Dolphins
	6	155	Warren Williams	RB	Steelers
	8	197	Alfredo Roberts	TE	Chiefs
	10	269	Derwin Jones	DE	Seahawks
	12	331	Georgia Mira Jr.	LB	49ers
1987	1	1	Vinny Testaverde	QB	Buccaneers
	1	3	Alonzo Highsmith	RB	Oilers
	1	9	Jerome Brown	DT	Eagles
	2	32	Gregg Rakoczy	C	Browns
	2	50	Winston Moss	LB	Buccaneers
	5	140	Paul O'Connor	G	Giants
	11	297	Darryl Oliver	RB	Seahawks
1986	4	102	Kevin Fagan	DT	49ers
	5	115	Reggie Sutton	DB	Saints
	10	265	Willie Smith	TE	Browns
	12	321	John McVeigh	LB	Seahawks
1985	1	13	Eddie Brown	WR	Bengals
	4	88	Willie Broughton	DE	Colts
	7	183	Dave Heffernan	G	Chiefs
	7	194	Dallas Cameron	DT	Broncos
	8	206	Joe Kohlbrand	LB	Saints
1984	2	39	Glenn Dennison	TE	Jets
	2	53	Jay Brophy	LB	Dolphins
	3	77	Rodney Bellinger	DB	Bills
	3	82	Speedy Neal	RB	Bills
	8	198	Fred Robinson	DE	Buccaneers
	10	279	Keith Griffin	RB	Redskins
	11	308	Lawrence Thompson	WR	Vikings
1983	1	14	Jim Kelly	QB	Bills
	2	31	Mark Cooper	T	Broncos
	4	100	Mark Rush	RB	Vikings
	5	131	Tony Chickillo	DT	Buccaneers
	7	176	Rocky Belk	WR	Browns
	8	214	Ronnie Lippett	DB	Patriots
	11	283	Don Bailey	C	Broncos
1982	1	27	Lester Williams	DT	Patriots
	5	112	Fred Marion	DB	Patriots
	5	120	Bob Nelson	DT	Dolphins
	9	228	David Jefferson	LB	Seahawks
	10	268	Larry Brodsky	WR	Chiefs
	11	281	Dan Miller	K	Redskins
	12	310	Scott Nicolas	LB	Browns
	12	331	Mike Rodrigue	WR	Dolphins
1981	4	101	John Swain	DB	Vikings
	10	263	Jim Joiner	WR	Cardinals
	11	290	Pat Walker	WR	Broncos
1980	12	326	Gene Coleman	DB	Buccaneers
1979	1	8	Ottis Anderson	RB	Cardinals
	1	17	Don Smith	DE	Falcons
	7	172	Steve Alvers	TE	Giants
	11	284	Ken Johnson	RB	Giants
1978	1	27	Don Latimer	DT	Broncos
	2	48	John Turner	DB	Vikings
	8	196	John McGriff	LB	Buccaneers
	9	224	Larry Browk	T	Chiefs
	10	269	Bryan Ferguson	DB	Patriots
	11	301	George Halas	LB	Seahawks
1977	1	3	Eddie Edwards	DE	Bengals
	8	217	Phil August	WR	Steelers
	10	266	Dennis Breckner	DE	Bears
1976	5	145	Steadman Scavella	LB	Lions
	5	153	Ernie Jones	DB	Seahawks
	5	156	Larry Bates	RB	Seahawks
	6	159	Gary Dunn	DT	Steelers
	16	451	Steve Ludwig	C	Colts
	16	455	George Demopolis	C	Bengals
1975	1	11	Dennis Harrah	T	Rams
	3	65	Woody Thompson	RB	Falcons
	5	118	Joe Wysock	G	Jets
	5	121	Rubin Carter	DT	Broncos
	7	167	Bill Capraun	T	Eagles
	15	368	Steve Marcantonio	WR	Bears
	16	395	Witt Beckman	WR	Bears
1973	1	12	Chuck Foreman	RB	Vikings
	1	13	Burgess Owens	DB	Jets
	2	35	Mike Barnes	DE	Colts
	7	182	Tom Smith	RB	Dolphins
	8	197	Al Palewicz	LB	Chiefs
1972	15	378	Tom Sullivan	RB	Eagles
	17	421	Kelly Cochrane	QB	Oilers
1971	9	228	Joe Schmidt	WR	Rams
	16	412	Tony Starwarz	DB	Raiders
1970	4	102	Tony Cline	LB	Raiders
	8	188	Bill Trout	DT	Bengals
	10	256	Vince Opalsky	RB	Rams
1969	2	33	Ted Hendricks	LB	Colts
1968	2	34	Bob Tatarack	DT	Bills
	2	54	Jim Cox	WR	Dolphins
	7	166	Steve Smith	TE	Bengals
	8	198	Hank Urbanowicz	DT	Vikings
	8	205	Jerry Daanen	WR	Cardinals
	10	253	Joe Mirto	T	Dolphins
	15	388	Ken Corbin	LB	Dolphins
	15	401	Bill Chambless	G	Chiefs
	15	408	Joe Mira	WR	Bengals
1967	1	24	Eugene Troesch	DT	Chiefs
	6	140	Mike Haggerty	T	Steelers
	10	241	Tom Beier	DB	Dolphins
	16	418	Fred Cassidy	RB	Packers
	17	430	Bob Biletnikoff	QB	Jets
1965	3	37	Fred Brown	E	Rams
	12	162	Bob Werl	E	Rams
1964	2	15	George Mira	QB	49ers
	5	70	Dan Connors	T	Bears
1963	5	60	Roland Benson	T	Rams
	8	100	Jim O'Mahoney	LB	Vikings
	10	139	Nick Ryder	B	Lions
	15	206	Bob Dentel	C	Bears
	15	208	Jim Simon	E	Lions
	17	234	John Sisk	B	Bears
	20	270	Ben Rizzo	B	Eagles
1962	3	30	Bill Miller	E	Vikings
	8	106	Jim Vollenweider	B	49ers
	12	161	Bill Watts	T	Bears
	13	174	Bill Diamond	G	Cardinals
1961	5	68	Jack Novak	G	Packers
	6	73	John O'Day	T	Redskins
	15	201	Chuck Linning	T	Bears
	15	208	Ray Lardani	T	Packers
1960	1	0	Jim Otto	C	Raiders
1958	4	46	John Varone	B	49ers
1957	1	9	Don Bosseler	B	Redskins
	4	49	Jack Johnson	B	Bears
	9	102	Charley Hutchings	T	Steelers
1956	19	221	Phil Bennett	E	Steelers
	1	8	Jack Losch	B	Packers
	9	107	Francis (Whitey) Rouviere	B	Redskins
	10	118	Bob Nolan	E	Steelers
	11	128	Mike Hudock	C	Packers
1955	4	39	Gordon Malloy	B	Lions
	7	75	Frank McDnald	E	Colts
	11	122	Tom Pepsin	E	Cardinals
1954	21	247	Dan Tassotti	T	Steelers
1953	15	172	Nick Chickillo	G	Cardinals
	24	282	Bob Schneidenbach	B	Steelers
1952	1	8	Jim Dooley	B	Bears
	30	352	Tom Stolk	B	Cardinals
1951	4	49	Tom Jelley	E	Bears
	5	54	Al Carapella	T	49ers
	13	152	Pete Mastellone	C	Eagles
	18	218	Frank Smith	B	Giants
	29	341	Ralph Fietter	E	Packers
1949	11	102	Ernie Settembre	T	Lions
1947	7	51	Tony Yovicin	E	Eagles
	8	56	Harvey James	C	Lions
	9	72	Bob McDougal	B	Packers
1946	23	212	Bill Levitt	C	Yanks
1945	3	18	Walt Watt	B	Cardinals
1944	18	183	Howdy Plasman	B	Bears
	28	289	Pat Petroski	G	Steelers
1942	8	68	Tom Kearns	T	Giants
	15	140	Joe Krutulis	E	Bears
1941	17	153	Terry Fox	B	Steelers
1940	13	113	John Noppenberg	B	Steelers
	22	197	Walt Kichefski	E	Bears
1938	6	50	Bob Masterson	E	Bears

## North Carolina

Year	Rd.	No.	Name	Pos.	Team
2014	1	10	Eric Ebron	TE	Lions
	3	84	Kareem Martin	DE	Cardinals
	4	111	Russ Bodine	C	Bengals
	4	128	Tre Boston	S	Panthers
	4	225	Jabari Price	CB	Vikings
2013	1	7	Jonathan Cooper	G	Cardinals
	1	28	Sylvester Williams	DT	Broncos
	2	37	Giovani Bernard	RB	Bengals
	3	89	Brennan Williams	T	Texans
	7	214	Travis Bond	G	Steelers
2012	1	16	Quinton Coples	DE	Jets
	2	52	Zach Brown	LB	Titans
2011	1	14	Robert Quinn	DE	Rams
	2	40	Bruce Carter	LB	Cowboys
	2	52	Marcin Austin	DT	Giants
	2	59	Greg Little	WR	Browns
	4	100	DaNorris Searcy	S	Bills
	5	133	Johnny White	RB	Bills
	5	152	T.J. Yates	QB	Texans
	6	171	Ryan Sturdivant	LB	Cardinals
	6	218	Ryan Taylor	TE	Packers
2010	4	127	E.J. Wilson	DE	Seahawks
	5	146	Cam Thomas	DT	Chargers
2009	1	29	Hakeem Nicks	WR	Giants
	2	64	Richard Quinn	TE	Broncos
	3	83	Brandon Tate	WR-KR	Patriots
	5	156	Garrett Reynolds	T	Falcons

# THE ACC & THE PROFESSIONAL DRAFT



1975	1	3	Ken Huff.....G.....Colts
	5	125	Charles Waddell.....TE.....Chargers
	15	383	Chris Kupec.....QB.....Bills
1974	3	67	Robert Pratt.....G.....Colts
	4	90	Sammy Johnson.....RB.....49ers
	14	339	Phil Lamm.....DB.....Bills
1973	14	360	Bob Thornton.....G.....Cowboys
1972	3	56	Lewis Jolley.....RB.....Oilers
	6	131	Dan Medlin.....DT.....Raiders
	10	248	John Bunting.....LB.....Eagles
1971	1	22	Don McCauley.....RB.....Colts
	12	300	Felix Blanchard.....TE.....Browns
1969	4	79	Mike Richey.....T.....Bills
1968	15	404	Jeff Beaver.....QB.....Colts
1967	6	159	Bo Wood.....LB.....Saints
	17	432	Dan Talbot.....QB.....49ers
1965	1	2	Ken Willard.....RB.....49ers
	18	245	Chris Hanburger.....LB.....Redskins
1964	6	75	Bob Lacey.....E.....Vikings
	16	219	Ed Kesler.....RB.....Steelers
1961	2	15	Rip Hawkins.....LB.....Vikings
	11	146	Henry Clement.....B.....Steelers
	14	190	Bob Elliot.....RB.....Cardinals
1960	4	45	Jack Cummings.....QB.....Eagles
	5	52	Don Stallings.....T.....Redskins
	12	138	Earl Butler.....T.....Steelers
	12	142	Jim Williams.....G.....49ers
1959	3	30	Ron Koes.....C.....Lions
	10	111	Emil DeCantis.....B.....Cardinals
	10	117	Alan Goldstein.....E.....Rams
	15	170	John Schroeder.....E.....Cardinals
	16	188	Don Redding.....T.....Bears
	21	251	Fred Swearingen.....G.....Giants
	30	351	Rabe Walton.....B.....Cardinals
1958	8	90	Buddy Payne.....E.....Redskins
	8	97	Phil Blazer.....T.....Lions
	10	120	Leo Russavage.....T.....Browns
1957	3	33	Eddie Sutton.....B.....Redskins
	12	136	Don Klochak.....B.....Rams
	20	233	Jack Stillwell.....E.....Browns
1956	8	91	Bill Koman.....G.....Colts
	11	123	Stew Pell.....T.....49ers
	11	126	Kenny Keller.....B.....Eagles
1955	11	124	Larry Parker.....B.....Redskins
1954	12	142	Jack Maulsby.....T.....Rams
	27	320	Ken Yarborough.....E.....Redskins
1953	6	70	Tom Higgins.....T.....Cardinals
	16	189	Bud Wallace.....B.....Eagles
1951	7	82	Irv Holdash.....C.....Browns
	29	346	Roscoe Hansen.....T.....Eagles
1950	2	16	Art Weiner.....E.....Bulldogs
	16	201	Charlie (Choo-Choo) Justice.....B.....Redskins
	18	230	Kenneth Powell.....E.....Steelers
1949	3	28	Len Szafaryn.....T.....Redskins
	8	73	Mike Rubish.....E.....Yanks
	8	78	Bob Kennedy.....B.....Redskins
	19	189	Bob Mitten.....G.....Bears
	20	192	Joe Romano.....T.....Lions
	23	230	Bob Cox.....E.....Cardinals
	25	249	Stan Marczyk.....T.....Bears
1948	3	23	Bill Smith.....T.....Cardinals
	8	65	Jim Camp.....B.....Cardinals
1947	10	79	Ernie Williamson.....T.....Redskins
	12	98	Jack Fitch.....B.....Steelers
	18	165	Walt Pupa.....B.....Bears
	28	262	Jerrell Baxter.....T.....Packers
	32	300	Don Clayton.....B.....Giants
1946	3	20	Hosea Rodgers.....B.....Giants
	16	144	Ted Hazelwood.....T.....Bears
	28	264	Howard Weldon.....G.....Bears
	30	285	Bill Voris.....B.....Giants
1945	15	146	Chan Highsmith.....C.....Yanks
	18	177	Ralph Strayhorn.....G.....Cardinals
1944	18	181	Hugh Cox.....B.....Packers
	26	269	Ray Jordan.....B.....Packers
1943	21	196	Fred Marshall.....G.....Giants
1942	18	164	Carl Sunzheimer.....C.....Cardinals
1941	10	88	Jim (Sweet) Lalanne.....B.....Bears
	12	102	Paul Severin.....E.....Steelers
	16	145	Gates Kimball.....T.....Cardinals
1940	2	11	George (Snuffy) Stirnweiss.....B.....Cardinals
	19	178	Charley Slagle.....B.....Redskins
1939	5	37	Steve Maronic.....T.....Lions
	12	104	Jack Kraynick.....B.....Eagles
	14	130	George Watson.....B.....Giants
1938	5	36	Andy Bershak.....E.....Lions
	8	64	Tom Burnette.....B.....Steelers
	12	109	Henry Bartos.....G.....Redskins

## NC State

Year	Rd.	No.	Name	Pos.	Team
2014	4	129	Dontae Johnson	CB	49ers
2013	2	51	David Amerson	CB	Redskins
	3	73	Mike Glennon	QB	Bucs
	5	136	Earl Wolf	SS	Eagles
2012	3	69	T.J. Graham	WR	Bills
	5	163	Terrell Manning	LB	Packers
	7	210	Audie Cole	LB	Vikings
	7	225	J.R. Sweezy	DE	Seahawks
	7	239	Markus Kuhn	DT	Giants
2011	3	67	Nate Irving	LB	Broncos
2010	6	205	Ted Larsen	OL	Patriots
	7	213	Willie Young	DE	Lions
2009	4	122	Anthony Hill	TE	Texans
	4	129	Andre Brown	RB	Giants
2008	3	82	Dajuan Morgan	S	Chiefs
2007	3	82	DeMarcus Tyler	DT	Chiefs
	4	105	A. J. Davis	CB	Lions
	4	115	Leroy Harris	C	Titans

2006	1	1	Mario Williams.....DE.....Texans
	1	22	Manny Lawson.....LB.....49ers
	1	26	John McCargo.....DT.....Bills
	4	116	Stephen Tulloch.....LB.....Titans
	6	192	Marcus Hudson.....DB.....49ers
	6	202	T.J. Williams.....TE.....Buccaneers
2005	3	91	Chris Colmer.....OT.....Buccaneers
	5	161	Andre Maddox.....SS.....Jets
	6	194	Pat Thomas.....OLB.....Jaguars
2004	1	4	Philip Rivers.....QB.....Giants
	3	84	Sean Locklear.....G.....Seahawks
	4	108	Jerricho Cotchery.....WR.....Jets
2003	5	137	Terrence Holt.....DB.....Lions
	7	215	Scott Kooistra.....T.....Bengals
2002	2	49	LeVar Frazier.....LB.....Cardinals
	4	105	Brian Williams.....DB.....Vikings
2001	1	9	Koren Robinson.....WR.....Seahawks
2000	3	64	Lloyd Harrison.....DB.....Redskins
	6	179	Tony Scott.....DB.....Jets
1999	1	6	Torry Holt.....WR.....Rams
	4	104	Jason Perry.....DB.....Chargers
1998	4	123	Carlos King.....RB.....Steelers
	7	192	Alvis Whitted.....WR.....Jaguars
1997	6	175	Rob Brown.....RB.....Cardinals
1995	3	96	Damien Covington.....LB.....Bills
	5	148	William Strong.....DB.....Saints
	6	198	Karl Reeves.....DE.....Bears
	6	203	Eddie Goines.....WR.....Seahawks
1994	1	18	DeWayne Washington.....DB.....Vikings
	3	95	Gary Downs.....RB.....Giants
	3	102	George Hegamin.....T.....Cowboys
1993	3	77	Mike Reid.....DB.....Eagles
	5	139	Sebastian Savage.....DB.....Bills
	7	191	David Merritt.....LB.....Dolphins
1992	4	89	Mark Thomas.....DE.....49ers
	4	94	Charles Davenport.....WR.....Steelers
	5	134	Todd Harrison.....TE.....Bears
	12	330	Scott Adell.....T.....Saints
1991	2	32	Mike Jones.....DE.....Cardinals
	2	48	Jesse Campbell.....DB.....Eagles
	4	105	Joe Johnson.....DB.....Bears
	7	184	Fernandus Vinson.....DB.....Bengals
1990	12	308	Elijah Austin.....DT.....Browns
	1	10	Ray Agnew.....DE.....Patriots
	3	75	Bobby Houston.....LB.....Packers
1989	2	33	Danny Peebles.....WR.....Buccaneers
	3	60	Naz Worthen.....WR.....Chiefs
1988	11	288	Izel Jenkins.....DB.....Eagles
1987	1	20	Haywood Jeffries.....WR.....Oilers
	5	115	Nelson Jones.....DB.....Chargers
1986	3	69	Joe Milnichik.....T.....Lions
	7	188	Raymond Phillips.....LB.....Broncos
	12	315	Reggie Singletary.....DE.....Eagles
	12	329	Rickey Ison.....RB.....Dolphins
1985	5	118	Joe McIntosh.....RB.....Lions
	5	133	Frank Bush.....LB.....Oilers
1984	6	164	Eric Williams.....DB.....Steelers
	7	178	Perry Williams.....DB.....Giants
1982	1	20	Mike Quick.....WR.....Eagles
	3	77	Robert Abraham.....LB.....Oilers
	8	221	Dwight Sullivan.....RB.....Cowboys
	10	277	Todd Eckerson.....T.....Cowboys
1981	6	149	Bubba Green.....DT.....Colts
	8	212	Lin Dawson.....TE.....Patriots
1980	1	16	Jim Ritcher.....C.....Bills
	6	140	Chris Dietrich.....T.....Lions
	10	250	Woodrow Wilson.....DB.....Steelers
	11	298	Lee Jukes.....WR.....Eagles
	12	325	Chuck Stone.....G.....Dolphins
1979	1	16	Ted Brown.....RB.....Vikings
	12	310	Tim Gillespie.....G.....Giants
1978	2	39	Johnny Evans.....P.....Browns
	6	162	Elijah Strayhorn.....WR.....Buccaneers
	9	226	Richard Carter.....DB.....Saints
1976	12	326	Don Buckley.....WR.....Jets
	12	327	Dave Buckley.....QB.....Jets
1975	4	97	Stan Fritts.....RB.....Bengals
	10	253	Roland Hooks.....RB.....Bills
	14	351	Frank Haywood.....DT.....Bengals
1974	1	22	Charley Young.....RB.....Cowboys
	6	139	Willie Burden.....RB.....Lions
	6	150	Rick Druschel.....G.....Steelers
	7	165	Allen Sitterle.....T.....Steelers
1973	15	378	Mahlon Williams.....TE.....Jets
1971	13	323	Ed Nicholas.....T.....Bears
1970	2	32	Ron Carpenter.....DT.....Bengals
1969	10	252	Gerald Warren.....K.....Cardinals
	10	261	Bobby Hall.....RB.....Bills
	16	411	Henry Hipps.....LB.....Rams
1968	1	6	Dennis Byrd.....DT.....Patriots
	13	345	Fred Combs.....DB.....Chargers
	15	385	Art McMahon.....DB.....Patriots
1967	12	293	Bill Gentry.....LB.....Falcons
	12	312	Harold Deters.....K.....Cowboys
	16	417	Charles Noggle.....RB.....Chiefs
	17	421	Gary Rowe.....RB.....Giants
1966	7	105	Dave Ellis.....DE.....Colts
	19	285	Tony Golmont.....DB.....Cardinals
1965	12	166	Ryan Sasser.....E.....Cardinals
1962	1	1	Roman Gabriel.....QB.....Raiders
	1	2	Roman Gabriel.....QB.....Rams
	11	143	Bert Wilder.....T.....Rams
1961	3	33	Claude (Hood) Gibson.....B.....Bears
	12	161	Dick Reynolds.....T.....Colts
	18	252	Nick Maravich.....TE.....Eagles
1960	18	208	John Lawrence.....G.....Redskins
1959	10	118	Bob Pepe.....E.....Giants
	12	143	Frank Palandrani.....T.....Browns
	20	240	Paul Balomic.....C.....Colts
1958	3	27	Dick Christy.....B.....Packers
	11	126	Darrell Dess.....T.....Redskins

1957	23	271	Ken Trowbridge.....B.....Steelers
1956	20	235	John Szuchan.....T.....Steelers
1956	17	205	Eddie West.....QB.....Browns
1954	20	240	Hugh Pierce.....C.....Browns
1953	11	123	Alex Webster.....B.....Redskins
1952	4	39	Elmer Costa.....G.....Browns
	14	160	Tom Tofaute.....C.....Cardinals
	22	259	Jim O'Rourke.....B.....Redskins
1950	22	284	Jim Byler.....G.....Bears
1948	20	180	Jim Rees.....T.....Rams
	27	252	Bill Stanton.....E.....Eagles
1947	7	50	Howard Turner.....B.....Cardinals
	10	78	Paul Gibson.....E.....Steelers
	22	200	George Blomquist.....E.....Eagles
1944	7	65	Mike Andrews.....E.....Yanks
	19	197	Airt Faircloth.....B.....Yanks
	30	308	Lloyd Ott.....C.....Cardinals
1943	13	117	Pete Boltrek.....T.....Steelers
	23	214	W.J. Gibson.....E.....Dodgers
1940	7	54	Ed (Ty) Coon.....T.....Dodgers
	17	153	Mike Sullivan.....E.....Steelers
1938	12	103	Lou Mark.....C.....Dodgers
1937	10	96	Dom Mac Cara.....E.....Redskins

## Pitt

Year	Rd.	No.	Name	Pos.	Team
2015	4	110	T.J. Clemmings	T	Vikings
2014	1	13	Aaron Donald	DT	Rams
	4	135	Tom Savage	QB	Texans
	5	146	Devin Street	WR	Cowboys
2011	1	26	Jonathan Baldwin	WR	Chiefs
2011	2	37	Jabaa Sheard	DE	Browns
2011	5	149	Dion Lewis	RB	Eagles
2011	5	150	Jason Pinkston	T	Browns
2011	7	226	Greg Romeus	DE	Saints
2010	6	182	Nate Byham	TE	49ers
2010	7	227	Dorin Dickerson	WR	Texans
2009	2	53	LeSean McCoy	RB	Eagles
2009	5	146	Scott McKillop	LB	49ers
2009	7	240	LaRod Stephens-Howling	RB	Cardinals
2009	7	251	Derek Kinder	WR	Bears
2008	1	19	Jeff Ota	T	Panthers
2008	4	109	Mike McGlynn	G	Eagles
2008	7	251	Kennard Cox	CB	Jaguars
2007	1	14	Darrelle Revis	CB	Jets
2007	4	136	Clint Session	LB	Colts
2007	6	179	H.B. Blades	LB	Redskins
2006	3	65	Charles Spencer	T	Texans
2006	6	174	Josh Lay	CB	Saints
2005	6	209	Rob Pettiti	T	Cowboys
2004	1	3	Larry Fitzgerald	WR	Cardinals
2004	2	58	Shawntae Spencer	CB	49ers
2004	2	61	Chris Wilson	TE	Chiefs
2004	5	147	Claude Harriott	DE	Bears
2004	6	188	Any Lee	P	49ers
2004	7	247	Brandon Miree	RB	Broncos
2003	3	70	Gerald Hayes	LB	Cardinals
2003	6	205	Torrie Cox	CB	Bucs
2003	7	261	Bryan Anderson	G	Bears
2002	2	63	Antonio Bryant	WR	Cowboys
2002	5	153	Ramon Walker	DB	Texans
2002	5	165	Bryan Knight	DE	Bears
2001	3	80	Kevan Barlow	RB	49ers
2000	3	77	Hank Poteat	CB	Steelers
1996	6	176	Dierrick Jells	WR	Chiefs
1996	6	177	Anthony Dorsett	CB	Oilers
1996	6	178	Tom Tumulty	LB	Bengals
1995	1	14	Ruben Brown	G	Bills
1995	3	74	Curtis Martin	RB	Patriots
1995	6	207	Tom Barnndt	QB	Chiefs
1993	8	216	Alex Van Pelt	CB	Steelers
1992	1	3	Sean Gilbert	DT	Rams
1992	2	30	Steve Israel	DB	Rams
1992	4	88	Ricardo McDonald	ILB	Bengals
1992	4	91	Jeff Christy	T	Cardinals
1992	4	99	Keith Hamilton	DE	Giants
1992	7	191	Dave Moore	TE	Dolphins
1991	4	94	Mark Gunn	DE	Jets
1991	4	97	Curvin Richards	RB	Cowboys
1991	9	2			



# THE ACC & THE PROFESSIONAL DRAFT

Year	Rd.	No.	Name	Pos.	Team
1985	12	319	Bill Wallace	WR	Jets
1984	1	5	Bill Maas	NT	Chiefs
1984	2	37	Jim Sweeney	C	Jets
1984	3	84	Joe McCall	RB	Raiders
1984	5	126	Tom Flynn	DB	Packers
1984	6	154	Dwight Collins	WR	Vikings
1984	10	258	Al Wenglikowski	LB	Chiefs
1983	1	6	Jim Covert	T	Bears
1983	1	11	Tim Lewis	DB	Packers
1983	1	27	Dan Marino	QB	Dolphins
1983	5	132	Bryan Thomas	RB	Packers
1983	6	149	Dave Puzzioli	NT	Browns
1983	6	160	Ron Sams	G	Packers
1983	8	201	Rich Kraynak	LB	Eagles
1983	9	230	Rob Fada	G	Bears
1983	12	320	Julius Dawkins	WR	Bills
1982	7	182	Emil Boures	C	Steelers
1982	10	267	Sal Sunseri	LB	Steelers
1982	11	284	Sam Clancy	DE	Seahawks
1981	1	7	Hugh Green	LB	Bucs
1981	1	12	Randy McMillan	RB	Colts
1981	1	20	Mark May	T	Redskins
1981	2	51	Rickey Jackson	LB	Saints
1981	3	63	Greg Meisner	NT	Rams
1981	3	65	Carlton Williamson	DB	49ers
1981	3	69	Russ Grimm	G	Redskins
1981	5	115	Bill Neill	NT	Giants
1981	5	120	Benjie Pryor	TE	Bengals
1981	5	121	Lynn Thomas	DB	49ers
1981	5	128	Jerry Boyarsky	NT	Saints
1981	11	292	Rick Trocano	QB	Steelers
1980	6	141	Jo Jo Heath	DB	Bengals
1980	10	276	Bob Gruber	T	Rams
1979	2	34	Gordon Jones	WR	Bucs
1979	5	131	Walt Brown	C	Lions
1979	7	190	Jeff Delaney	DB	Rams
1979	11	296	Al Chesley	LB	Eagles
1979	12	307	David Logan	NT	Bucs
1978	1	21	Randy Holloway	DE	Vikings
1978	2	50	Matt Cavanaugh	QB	Patriots
1978	3	63	Bob Jury	DB	Seahawks
1978	6	148	Elliott Walker	RB	49ers
1978	6	160	Randy Reuterhan	WR	Steelers
1978	8	210	J.C. Wilson	DB	Oilers
1978	9	223	Willie Taylor	WR	Bucs
1978	11	300	Tom Brzozza	C	Steelers
1977	1	2	Tony Dorsett	RB	Cowboys
1977	7	185	Larry Swider	P	Broncos
1977	7	194	James Corbett	TE	Bengals
1977	11	289	Al Romano	LB	Oilers
1977	11	302	Carson Long	K	Rams
1977	12	314	Don Prish	NT	Falcons
1976	4	101	Tom Perko	LB	Packers
1976	7	193	Karl Framer	WR	Falcons
1976	17	474	Cozens	G	Broncos
1975	3	55	Gary Burley	DE	Bengals
1975	17	424	Mike Bulino	DB	Chiefs
1974	11	278	Rod Kirby	LB	Bills
1974	12	295	James Buckman	DE	Saints
1974	15	376	Dave Wannstedt	T	Packers
1973	12	311	Ernie Webster	G	Redskins
1973	13	331	John Moss	LB	Lions
1972	3	60	Bob Kuziel	C	Saints
1972	5	119	Ralph Cindrich	LB	Falcons
1972	11	277	Joe Carroll	LB	Raiders
1972	15	375	Joel Klimek	TE	Patriots
1972	16	394	Henry Alford	DE	Cardinals
1971	3	62	Charlie Hall	DB	Packers
1971	5	115	Bryant Salter	DB	Chargers
1971	7	176	Dennis Ferris	RB	Bears
1971	9	227	Dave Garnett	RB	Raiders
1971	12	302	Tony Esposito	RB	Chiefs
1971	12	308	Bill Pilonis	WR	Lions
1970	9	229	Geoff Brown	LB	Browns
1970	12	312	Rodney Fedorchak	G	Chiefs
1969	5	122	Harry Orszulak	FL	Chargers
1968	5	133	Bob Longo	E	Oilers
1968	13	341	Tom Mitrakos	C	49ers
1967	2	51	Jim Flanigan	LB	Packers
1966	6		Frd Hoaglin	C	Browns
1966	11		Eric Crabtree	WR	Broncos
1965	4		Marty Schottenheimer	LB	Colts
1965	7		Marty Schottenheimer	LB	Bills
1964	1		Paul Martha	DB	Steelers
1963	5		Lou Slaby	LB	Giants
1963	12		Ed Adamchik	C	Giants
1963	9		John Maczuzak	DT	Chiefs
1961	1		Mike Ditka	TE	Bears
1961	3		Dick Mills	G	Lions
1961	3		Jim Cunningham	FB	Redskins
1961	5		Ed Sharockman	DB	Vikings
1961	8		Fred Cox	K	Browns
1961	10		Bob Clemens	FB	Colts
1959	9		Dick Haley	DB	Redskins
1959	22		Art Gorb	DE	Redskins
1958	2		Jim McCusker	OT	Cardinals
1958	4		John Guzik	LB	Rams
1957	2		Joe Walton	OE	Redskins
1957	9		Charlie Brueckman	LB	49ers
1956	2		John Paluck	DE	Redskins
1956	20		Fred Glatz	OE	Steelers
1955	5		Eldred Kraemer	OG	49ers
1955	9		Henry Ford	HB	Browns
1955	12		Lou Palatella	OG	49ers
1955	22		Richie McCabe	DB	Steelers
1954	9		Joe Zombek	OE	Steelers
1954	14		Bobby Epps	FB	Giants
1953	2		Billy Reynolds	HB	Browns
1953	7		Joe Schmidt	LB	Lions
1951	30		Nick Bolkovac	DT	Redskins
1949	17		Leo Skladany	DE	Eagles
1948	14		Bill McPeak	DE	Steelers

## Syracuse

Year	Rd.	No.	Name	Pos.	Team
2014	3	74	Jay Bromley	DT	Giants
	5	168	Marquis Spruill	OLB	Falcons
2013	1	19	Justin Pugh	T	Giants
2013	4	110	Ryan Nassib	QB	Giants
2013	4	111	Shamarko Thomas	SS	Steelers
2012	1	21	Chandler Jones	DE	Patriots
2012	6	179	Andrew Tiller	G	Saints
2011	4	119	Delone Carter	RB	Colts
2011	5	157	Doug Hogue	LB	Lions
2010	4	101	Mike Williams	WR	Bucs
2010	5	157	Arthur Jones	DT	Ravens
2009	4	128	Tony Fiammetta	RB	Panthers
2009	7	239	Ryan Durand	G	Titans
2007	4	106	Tanard Jackson	FS	Bucs
2007	7	219	Kevin Smith	LB	Dolphins
2006	3	83	Anthony Smith	DB	Steelers
2006	5	139	Quinn Ojinnaka	T	Falcons
2006	7	213	James Wyche	DE	Jaguars
2006	7	219	Ryan LaCasse	LB	Ravens
2005	2	64	Adam Terry	T	Ravens
2004	5	134	Johnnie Morant	WR	Raiders
2004	7	226	Christian Ferrara		49ers
2004	7	231	Kevin Sampson	T	Chiefs
2003	5	165	Chris Davis	FB	Seahawks
2003	6	211	David Tyree	WR	Giants
2002	1	11	Dwight Freeney	DE	Colts
2002	5	145	Kyle Johnson	RB	Panthers
2001	1	22	Will Allen	CB	Giants
2001	3	75	Eric Downing	DT	Chiefs
2001	3	88	Morlon Greenwood	OLB	Dolphins
2001	6	175	Dee Brown	RB	Panthers
2000	1	30	Keith Bulluck	LB	Titans
2000	7	247	Mark Baniewicz	T	Jaguars
1999	1	2	Donovan McNabb	QB	Eagles
1999	2	32	Kevin Johnson	WR	Browns
1999	2	43	Rob Konrad	DB	Dolphins
1998	1	22	Tebucky Jones	DE	Patriots
1998	1	25	Donovin Darius	SS	Jaguars
1998	4	98	Roland Williams	TE	Rams
1998	7	206	Antwayne Ponds	LB	Redskins
1998	7	228	Jim Turner	WR	Panthers
1997	2	54	Kevin Abrams	CB	Lions
1997	4	101	Antonio Anderson	DT	Cowboys
1996	1	19	Marvin Harrison	WR	Colts
1995	3	69	Melvin Tuten	T	Bengals
1995	4	112	Dave Wohlabaugh	C	Patriots
1994	2	53	Kevin Mitchell	LB	49ers
1994	5	135	Pat O'Neill	P	Patriots
1993	2	52	Qadry Ismail	WR	Vikings
1993	3	61	Chris Gedney	TE	Bears
1992	10	265	George Rooks	DT	Giants
1991	2	44	John Flannery	G	Oilers
1991	4	109	Rob Carpenter	WR	Bengals
1991	8	197	Frank Conover	DT	Browns
1990	2	29	Terry Wooden	LB	Seahawks
1990	5	129	Rob Burnett	DE	Browns
1990	7	181	Fred DeRiggi	NT	Bills
1990	9	225	David Bavaro	LB	Cardinals
1990	9	235	Michael Owens	RB	Chiefs
1990	1	1	Rob Moore	WR	Jets
1989	2	39	Daryl Johnston	RB	Cowboys
1989	3	76	Robert Drummond	RB	Eagles
1989	4	92	David Holmes	DB	Dolphins
1989	4	95	Markus Paul	DE	Bears
1989	9	231	Pat Davis	TE	Chargers
1988	10	259	Deval Glover	WR	Dolphins
1988	1	26	Ted Gregory	NT	Broncos
1988	3	75	Tommy Kane	WR	Seahawks
1988	6	149	Don McPherson	QB	Eagles
1988	7	174	Pat Kelly	TE	Broncos
1988	12	327	Tim Vesling	K	Colts
1987	2	56	Scott Schwedes	WR	Dolphins
1987	9	237	Tim Pidgeon	LB	Dolphins
1987	12	312	Wes Dove	DE	Seahawks
1986	1	17	Tim Green	LB	Falcons
1986	6	164	Doug Marrone	G	Raiders
1986	9	228	Bob Brotzki	T	Colts
1986	10	268	Jerry Kimmel	LB	Giants
1986	12	332	Don McAulay	K	Patriots
1985	4	107	Janie Kimmel	LB	Raiders
1985	9	227	Jaime Covington	RB	Vikings
1985	10	265	Bernard King	LB	Bengals
1984	2	35	Blaize Winter	DE	Colts
1984	10	265	Brent Ziegler	RB	Bengals
1983	2	55	Mike Charles	NT	Dolphins
1982	2	45	Joe Morris	RB	Giants
1982	6	167	Craig Bingham	LB	Steelers
1982	7	171	Gary Anderson	K	Bills
1981	2	43	Jim Collins	LB	Rams
1981	6	141	Andrew Gissing	T	Chargers
1980	1	18	Art Monk	WR	Redskins
1980	4	110	Bill Hurley	DB	Steelers
1980	5	138	Craig Wolfley	G	Steelers
1979	12	325	Dave Jacobs	K	Broncos

Year	Rd.	No.	Name	Pos.	Team
1978	5	138	Rich Rosen	G	Cowboys
1977	6	149	Tim Moresco	DB	Packers
1977	8	214	Jose St. Victor	G	Bengals
1976	9	259	Lonnie Allgood	WR	Bengals
1976	10	280	Keith Moody	DB	Bills
1976	11	295	Ray Preston	LB	Chargers
1974	3	61	Dave Lapham	G	Bengals
1974	7	177	Ken Sawyer	DB	Bengals
1973	1	10	Joe Ehrmann	DT	Colts
1973	9	226	Roger Praetorius	RB	49ers
1973	16	399	Marty Januszkiwicz	RB	Colts
1972	2	37	Dan Yochum	T	Eagles
1972	3	74	Tom Myers	DB	Saints
1972	9	210	Jack Walters	T	Bengals
1971	5	117	Ray White	LB	Chargers
1970	4	94	Bill Maddox	TE	Chargers
1970	11	275	Jack Protz	LB	Chargers
1969	1	22	Art Thoms	DT	Raiders
1969	5	111	Tony Kyasky	DB	Saints
1968	1	8	Larry Conka	RB	Dolphins
1968	11	287	Dennis Fitzgibbons	G	49ers
1968	12	305	Jim Cheyunkis	LB	Patriots
1967	1	6	Floyd Little	RB	Broncos
1967	4	102	Gary Bugenhagen	G	Bills
1967	15	383	Bill Wosilius	LB	Cardinals
1966	2	28	Charlie Brown	DB	Bears
1966	3	35	Pat Killorin	C	Steelers
1966	14	207	Howard McCard	G	Giants
1966	12	307	Steve Chomyszak	DT	Jets
1966	17	422	Ted Holman	DB	Raiders
1965	4	45	Jim Nance	RB	Bears
1965	4	52	Wally Mahle	B	Packers
1965	5	70	John McGuire	E	Colts
1965	6		Tom Wilhelm	T	Broncos
1964	6	78	Jim Mazurek	T	Colts
1964	6	80	Dick Bowman	E	Cardinals
1964	11	148	John Paglio	T	Colts
1964	13	179	Bob Meehan	G	Browns
1964	14	192	Len Slaby	C	Cardinals
1964	20	278	Dave Archer	T	Browns
1963	2	19	John Mackey	TE	Colts
1963	6	83	Don King	HB	Lions
1963	8	107	Walt Sweeney	E	Browns





2013	3	66	Morgan Moses	T	Redskins
	5	141	Odai Aboushi	.....	Jets
2012	7	237	Cam Johnson	.....	49ers
2011	2	33	Ras-I Dowling	.....	Patriots
2010	2	34	Chris Cook	.....	Vikings
2009	1	8	Eugene Monroe	.....	Jaguars
	2	45	Clint Sintim	.....	Giants
	6	185	Cedric Peerman	.....	Ravens
	6	208	John Phillips	.....	Cowboys
2008	1	2	Chris Long	.....	Rams
	1	15	Branden Albert	.....	Chiefs
	6	196	Tom Santi	.....	Colts
2007	7	244	Jason Snelling	.....	Bucs
	7	245	Marcus Hamilton	.....	Falcons
2006	1	4	D'Brickshaw Ferguson	.....	Jets
	5	143	Brad Butler	.....	Bills
	5	144	Marques Hagans	.....	Rams
	6	170	Wali Lundy	.....	Texans
	6	188	Kurt Smith	.....	Chargers
2005	1	30	Heath Miller	.....	Steelers
	3	95	Darryl Blackstock	.....	Cardinals
	4	111	Elton Brown	.....	Cardinals
	4	127	Alvin Pearman	.....	Jaguars
	4	132	Chris Canty	.....	Cowboys
	6	203	Andrew Hoffman	.....	Browns
	7	248	Patrick Estes	.....	49ers
2004	3	90	Matt Schaub	.....	Falcons
2003	3	94	Angelo Crowell	.....	Bills
	3	95	Billy McMullen	.....	Eagles
2002	4	118	Chris Lutzar	.....	Jaguars
	7	231	Monsanto Pope	.....	Broncos
	7	237	Antwoine Womack	.....	Patriots
2001	5	141	Billy Baber	.....	Chiefs
2000	1	7	Thomas Jones	.....	Cardinals
	3	94	John St. Clair	.....	Rams
	6	184	Shannon Taylor	.....	Chargers
	6	187	Antwan Harris	.....	Patriots
1999	1	30	Patrick Kerney	.....	Falcons
	4	124	Wali Rainer	.....	Browns
	4	131	Aaron Brooks	.....	Packers
	7	214	Antonio Dingle	.....	Steelers
	7	216	Anthony Poindeexter	.....	Ravens
	7	226	Robert Hunt	.....	Buccaneers
1998	2	50	Germane Crowell	.....	Lions
	5	141	Doug Karczewski	.....	Jets
1997	1	8	James Farris	.....	Jets
	1	25	Jon Harris	.....	Eagles
	2	34	Jamie Sharper	.....	Ravens
	2	36	Tiki Barber	.....	Giants
	3	66	Ronde Barber	.....	Buccaneers
	5	161	Duane Ashman	.....	Lions
1996	5	159	Patrick Jeffers	.....	Broncos
1995	3	94	Mike Frederick	.....	Browns
	4	107	Tyrone Davis	.....	Jets
	6	206	Charles Way	.....	Giants
1994	3	71	Keith Lyle	.....	Rams
	5	161	Jon Reid	.....	Oilers
1993	2	31	Chris Slade	.....	Patriots
	3	78	Terry Kirby	.....	Dolphins
	4	88	David Ware	.....	Jets
	6	147	Greg Jeffries	.....	Lions
1992	1	10	Ray Roberts	.....	Seahawks
	2	40	Matt Blundin	.....	Chiefs
	10	273	Nikki Fisher	.....	Bears
1991	1	10	Herman Moore	.....	Lions
	4	93	Tony Convington	.....	Buccaneers
	9	238	Bruce McGonnigal	.....	Steelers
	11	284	Shawn Moore	.....	Broncos
1990	6	149	Marcus Wilson	.....	Raiders
	8	198	Ray Savage	.....	Rams
	11	288	Tim O'Connor	.....	Bengals
1989	1	14	Jeff Lageman	.....	Jets
	2	30	John Ford	.....	Lions
	7	186	David Griggs	.....	Saints
1988	6	151	Scott Secules	.....	Cowboys
1987	10	255	Don Majkowski	.....	Packers
1986	1	6	Jim Dombrowski	.....	Saints
	3	62	Barry Word	.....	Rams
	6	156	Jim Huddleston	.....	Redskins
1985	2	40	Lester Lyles	.....	Jets
	4	99	Bob Olderman	.....	Chiefs
	7	193	Ron Mattes	.....	Seahawks
1984	7	185	Quentin Walker	.....	Cardinals
	8	203	Billy Griggs	.....	Jets
1982	4	104	Stuart Anderson	.....	Chiefs
	12	308	Greg Taylor	.....	Patriots
1981	5	138	Tommy Vigorito	.....	Dolphins
1980	5	118	Tony Blount	.....	Giants
	8	211	Grant Hudson	.....	Cardinals
1979	9	224	Russ Henderson	.....	Colts
1978	5	135	John Choma	.....	Chargers
1977	2	53	Mike Ozdowski	.....	Colts
1976	1	15	Tom Glassic	.....	Broncos
	8	215	Scott Gardner	.....	Bills
1975	12	290	Dick Ambrose	.....	Browns
	15	381	Ken Shelton	.....	Broncos
	16	402	Ken Lambert	.....	Oilers
1974	4	81	Harrison Davis	.....	Chargers
	10	252	Paul Ryzcek	.....	Falcons
	11	270	Kent Merritt	.....	Saints
1973	15	384	Dave Sullivan	.....	Browns
1972	13	321	Andy Selfridge	.....	Chargers
1971	13	322	Dan Ryzcek	.....	Redskins
1969	5	113	Frank Quayle	.....	Broncos
	7	166	Jeff Anderson	.....	Redskins
	10	254	Greg Shelly	.....	Browns
	14	347	Rick Brand	.....	Redskins
	15	374	Paul Rogers	.....	Redskins
1968	5	136	John Naponic	.....	Raiders
1967	2	30	Bob David	.....	Oilers
	7	164	Ed Carrington	.....	Oilers

	10	255	James Copeland	.....	Browns
	11	277	Carroll Jarvis	.....	Chargers
	14	367	George Stetter	.....	Saints
1966	4	56	Don Parker	.....	49ers
	8	117	John Pincavage	.....	Lions
1965	7	95	Bob Kowalkowski	.....	Lions
1964	14	194	Terry Sieg	.....	Browns
1963	4	53	Farlow Fullwood	.....	Colts
	7	98	Turnley Todd	.....	Packers
1962	4	56	Ron Gassert	.....	Packers
1960	13	153	Dave Graham	.....	Eagles
1958	7	82	John Diehl	.....	Colts
	7	85	Hal Outten	.....	Lions
	16	186	Fred Polzer	.....	Redskins
	19	218	Ulmo (Sonny) Randle	.....	Cardinals
1957	5	52	Henry Jordan	.....	Browns
	15	227	Bob Gunderman	.....	Lions
1956	15	175	John Polzer	.....	Colts
	27	319	Herb Hartwell	.....	Colts
1954	13	153	Joe Mehalick	.....	Eagles
1953	5	60	Tom Scott	.....	Rams
	21	253	Bob Tata	.....	Lions
1952	5	58	Bob Miller	.....	Lions
	20	336	Jimmy Lesane	.....	Bears
	28	334	Joe Palumbo	.....	49ers
1951	1	12	Gene Schroeder	.....	Bears
	7	76	Johnny Papit	.....	Redskins
	20	233	Dick Johnson	.....	Packers
1950	13	160	Carlton Elliott	.....	Packers
1949	19	187	Joe Leonard	.....	Rams
1948	5	30	Bruce Bailey	.....	Rams
	6	40	George Grimes	.....	Rams
	18	164	Ray Brown	.....	Bears
	22	204	Lockwood Frizzell	.....	Eagles
	28	259	Joe McCary	.....	Yankees
	32	294	George Neff	.....	Yankees
1947	23	208	Tom Dudley	.....	Redskins
1946	13	112	Joe Kirkland	.....	Yankees
	28	265	Charlie Ellis	.....	Giants
1945	14	140	John Duda	.....	Eagles
1942	1	1	(Bullet) Bill Dudley	.....	Steelers
1940	18	169	Jim Gillette	.....	Packers

## Virginia Tech

Year	Rd.	No.	Name	Pos.	Team
2015	6	181	Kyshoen Jarrett	.....	Redskins
	7	243	Laurence Gibson	.....	Cowboys
2014	1	14	Kyle Fuller	.....	Bears
	4	120	Logan Thomas	.....	Cardinals
	6	182	Antone Exum	.....	Vikings
2013	6	171	Corey Fuller	.....	Lions
	6	173	Vinston Painter	.....	Broncos
2012	1	32	David Wilson	.....	Giants
	3	94	Jayron Hosley	.....	Giants
	5	152	Danny Coale	.....	Cowboys
2011	2	38	Ryan Williams	.....	Patriots
	4	127	Rashad Carmichael	.....	Texans
	6	180	Tyrod Taylor	.....	Ravens
2010	2	52	Jason Worilds	.....	Steelers
	5	133	Kam Chancellor	.....	Seahawks
	5	140	Ed Wang	.....	Bills
	6	172	Brent Bowden	.....	Bucs
	7	210	Cody Grimm	.....	Bucs
2009	5	157	Victor Harris	.....	Eagles
2008	1	26	Duane Brown	.....	Texans
	2	35	Brandon Flowers	.....	Chiefs
	2	42	Eddie Royal	.....	Broncos
	3	72	Chris Ellis	.....	Bills
	4	118	Xavier Adibi	.....	Texans
	5	148	Carlton Powell	.....	Broncos
	6	174	Josh Morgan	.....	49ers
	7	215	Justin Harper	.....	Ravens
2007	3	89	Aaron Rouse	.....	Packers
	5	157	David Clowney	.....	Packers
	5	163	Brandon Frye	.....	Texans
2006	2	37	Jimmy Williams	.....	Falcons
	2	63	Darryl Tapp	.....	Seahawks
	3	88	James Anderson	.....	Panthers
	5	155	Jeff King	.....	Panthers
	6	177	Jon Lewis	.....	Cardinals
	7	222	Justin Hamilton	.....	Browns
	7	227	Jimmy Martin	.....	Chargers
	7	234	Will Montgomery	.....	Panthers
	7	240	Cedric Humes	.....	Steelers
2005	3	75	Eric Green	.....	Cardinals
	4	108	Vincent Fuller	.....	Titans
	7	217	Jon Dunn	.....	Browns
2004	1	8	DeAngelo Hall	.....	Falcons
	1	30	Kevin Jones	.....	Lions
	2	45	Jake Grove	.....	Raiders
	4	120	Ernest Wilford	.....	Jaguars
	5	145	Nathaniel Adibi	.....	Steelers
2003	4	115	Lee Suggs	.....	Browns
	7	252	Willie Pile	.....	Chiefs
2002	2	47	Andre Davis	.....	Browns
	4	111	Ben Taylor	.....	Browns
	5	148	Kevin McCadam	.....	Falcons
	6	182	David Pugh	.....	Colts
	6	211	Bob Slowikowski	.....	TE
	7	218	Chad Beasley	.....	Vikings
	7	224	Derrius Monroe	.....	Saints
	7	252	Jarrett Ferguson	.....	Bills
2001	1	1	Michael Vick	.....	Falcons
	3	91	Cory Bird	.....	Colts
	5	137	Matt Lehr	.....	Cowboys
2000	2	35	John Engelberger	.....	49ers
	2	52	Ike Charlton	.....	Seahawks
	3	89	Corey Moore	.....	Bills
	5	134	Anthony Midget	.....	Falcons
	7	243	Shyrone Stith	.....	Jaguars

1999	4	110	Pierson Prioleau	.....	DB	49ers
	5	165	Derek Smith	.....	T	Redskins
1998	4	104	Todd Washington	.....	C	Buccaneers
	4	109	Gennaro DiNapoli	.....	RB	Raiders
	7	201	Ken Oxendine	.....	RB	Falcons
	7	202	Marcus Parker	.....	RB	Bengals
1997	1	26	Jim Druckenmiller	.....	QB	49ers
	2	49	Torrian Gray	.....	DB	Vikings
	4	113	Antonio Banks	.....	DB	Vikings
	6	194	Cornell Brown	.....	DE	Ravens
1996	2	41	Bryan Still	.....	WR	Chargers
	3	88	J.C. Price	.....	DT	Panthers
1995	3	90	Antonio Freeman	.....	WR	Packers
	4	124	Ken Brown	.....	LB	Broncos
1994	2	62	Tyrone Drakeford	.....	DB	49ers
	4	121	John Burke	.....	TE	Patriots
	7	200	Jim Pyne	.....	C	Buccaneers
1992	1	13	Eugene Chung	.....	T	Patriots
	4	107	Will Furrer	.....	QB	Bears
	6	151	Damen Russell	.....	DB	49ers
	7	187	William Boatwright	.....	G	Eagles
	12	334	John Granby	.....	DB	Broncos
1991	12	314	Al Chamblee	.....	LB	Buccaneers
1990	8	212	Jock Jones	.....	LB	Browns
	8	215	Roger Brown	.....	DB	Packers
1988	6	154	Steve Johnson	.....	TE	Patriots
	12	306	Carter Wiley	.....	LB	Falcons
	12	310	Victor Jones	.....	LB	Buccaneers
1987	8	196	Eddie Hunter	.....	RB	Jets
	8	208	Curtis Taliaferro	.....	LB	Falcons
1985	1	1	Bruce Smith	.....	DE	Bills
	2	44	Jesse Penn	.....	LB	Cowboys
	8	201	Ashley Lee	.....	DB	Falcons
	10	270	Joe Young	.....	TE	Cowboys
	11	299	Al Young	.....	DB	Giants
	6	149	Tony Paige	.....	RB	Jets
1984	4	98	Robert Brown	.....	LB	Packers
1982	5	124	Doug McDougald	.....	DE	Patriots
1980	5	125	Kenny Lewis	.....	RB	Raiders
1977	3	60	Tom Beasley	.....	DT	Steelers
1976	7	203	Phil Rogers	.....	RB</	



	2	52	David Braxton	LB	Vikings
	9	245	A.J. Greene	DB	Giants
1988	5	112	Greg Scales	TE	Saints
	8	221	Darryl McGill	RB	Redskins
1987	6	153	Paul Kiser	G	Falcons
	9	228	Greg Harris	G	Packers
1986	8	212	Topper Clemmons	RB	Cowboys
	9	229	Gary Baldinger	DE	Chiefs
	11	278	Tony Garbarczyk	DT	Bills
1985	8	214	Harry Newsome	P	Steelers
	10	266	Ronnie Burgess	DB	Packers
1982	3	68	Kenny Duckett	WR	Saints
	10	270	Rich Baldinger	T	Giants
1981	8	221	Bill Ard	G	Giants
	11	300	Carlos Bradley	LB	Chargers
1980	3	61	Syd Kitson	G	Packers
1978	4	109	Larry Tearry	C	Lions
	10	266	Steve Young	TE	Oilers
1977	8	213	Bill Armstrong	DB	Browns
	10	271	Dave LaCrosse	LB	Steelers
1974	6	141	Chuck Ramsey	K	Patriots
	13	338	Clayton Heath	RB	Dolphins
1973	8	188	Kenneth Garrett	RB	Cardinals
1972	4	88	Ed Bradley	LB	Steelers
1971	8	193	Win Headley	C	Packers
1970	4	80	Ed George	T	Steelers
1969	4	98	Fred Summers	DB	Browns
1968	2	50	Bob Grant	LB	Colts
	7	177	Ken Henry	WR	Cardinals
1967	14	351	Lynn Nesbitt	G	Bears
	15	368	John Snow	T	Saints
1965	18	249	Karl Sweetan	QB	Lions
1962	3	35	Bill Hull	E	Bears
	15	203	Kent Martin	T	Bears
1961	1	2	Norm Snead	QB	Redskins
	5	65	Bob McCreary	T	49ers
	10	129	Wayne Wolf	G	Browns
1960	8	93	Pete Manning	E	Bears
1958	20	236	George Johnson	T	Steelers
	26	304	Neil MacLean	B	Eagles
	26	312	Frank Thompson	T	Browns
1957	2	19	Billy Ray Barnes	B	Eagles
	24	284	John Ladner	E	49ers
	29	338	John Niznik	E	Eagles
1956	18	209	Nick Consoles	DB	Eagles
	24	281	John Parham	B	Eagles
	24	285	Gerry Huth	G	Giants
	30	360	Bob Bartholomew	T	Browns
1955	15	176	Ed Stowers	E	Giants
	17	201	Nick Maravic	B	Eagles
	26	307	Lou Hallow	C	Rams
1953	4	41	Joe Koch	B	Bears
	5	53	Bob Gaona	T	Steelers
	12	145	Larry Spencer	B	Lions
	19	220	Tom Donahue	C	Cardinals
	20	232	Bill Link	G	Redskins
	25	294	Clyde Pickard	G	Bears
	29	342	Jack Lewis	E	Bears
1952	11	128	Bill Miller	B	Bears
	19	219	Ed Listopad	T	Cardinals
	30	354	Ed Kissell	B	Steelers
1951	2	21	Jim Staton	T	Redskins
	2	23	Bill George	T	Bears
	9	108	Bill Gregus	B	Bears
1950	9	117	Jim Duncan	E	Browns
	16	206	Ed Bradley	E	Bears
	17	217	Tom Palmer	T	Cardinals
1949	3	31	Johnny (Red) O'Quinn	E	Bears
	6	60	Bernie Hanula	T	Cardinals
	22	213	Jim Lail	B	Yanks
	22	215	Tom Fetzner	B	Giants
1948	9	75	Ed Royston	G	Giants
	23	212	Jim Duncan	E	Bears
	24	225	Dick Wedel	G	Cardinals
1947	9	71	Bob Leonetti	G	Eagles
	10	80	Ulysses Cornogg	T	Eagles
	18	164	Dick Brnkley	B	Giants
	19	168	Harry Dowda	B	Redskins
	27	248	Otis Sacrinty	B	Redskins
1946	2	15	Elmer (Buck) Jones	G	Giants
	5	38	Dave Harris	E	Lions
	18	163	Charles (Buck) Garrison	G	Steelers
	19	171	Pride Ratteree	G	Cardinals
1945	1	10	Elmer Barbour	B	Giants
	17	172	Nick Sacrinty	B	Bears
	22	220	Fred Grant	B	Cardinals
	27	279	Russ Perry	B	Rams
1944	5	41	George Owen	G	Steelers
	8	66	John (Red) Cochran	B	Cardinals
	10	95	Bill Stanford	C	Bears
1943	17	159	Pat Preston	T	Bears
1942	11	95	John Polansky	B	Lions
	13	114	Charley Givler	G	Cardinals
	20	181	Frank Kapriva	G	Steelers
1941	4	27	Jim Ringgold	B	Steelers
	7	55	John Jeff	E	Lions
	8	64	Tony Gallowich	B	Rams
	10	84	John Pendergast	C	Rams
1940	20	181	Rupert Pate	T	Cardinals
1939	15	135	Lou Trunzo	G	Dodgers

## NFL Draft by School

School	Selections
Miami	325
Florida State	256
Clemson	229
North Carolina	227
Georgia Tech	212
Pitt	210
Maryland	206
Boston College	198
Syracuse	196
Virginia	157
NC State	153
Duke	153
Virginia Tech	141
Wake Forest	133
Louisville	116
South Carolina	67

## First Round Selections

Miami	62
Florida State	42
Clemson	26
Pittsburgh	25
North Carolina	23
Syracuse	21
Boston College	19
Maryland	16
Virginia	16
NC State	15
Louisville	12
Georgia Tech	11
Virginia Tech	9
Duke	7
Wake Forest	4

## ACC Players by NFL Teams

Arizona Cardinals	131
Pittsburgh Steelers	127
Chicago Bears	125
Washington Redskins	124
New York Giants	114
Philadelphia Eagles	111
Cleveland Browns	109
Green Bay Packers	107
St. Louis Rams	101
Detroit Lions	99
San Francisco 49ers	88
Indianapolis Colts	86
Buffalo Bills	76
Dallas Cowboys	70
Minnesota Vikings	70
New England Patriots	69
New York Jets	67
Tampa Bay Buccaneers	60
Denver Broncos	59
Miami Dolphins	58
Atlanta Falcons	54
Tennessee Titans	54
Kansas City Chiefs	51
Seattle Seahawks	51
San Diego Chargers	49
New Orleans Saints	49
Oakland Raiders	46
Cincinnati Bengals	44
Boston Yanks/NY Yanks	29
Baltimore Ravens	25
Jacksonville Jaguars	19
Houston Texans	17
Carolina Panthers	15
Brooklyn Dodgers	11

(AFL)

Buffalo Bills (AAFC)	11
Los Angeles Dons (AAFC)	7
Brooklyn Dodgers (AAFC)	7
Chicago Rockets (AAFC)	3
New York Yankees (AAFC)	3
Miami Seahawks (AAFC)	2

## ACC in NFL Draft (1953-2015)

Year	League	First Round	
		Picks	Total
1954	NFL	1	27
1955	AFL	1	23
1956	NFL	2	23
1957	NFL	0	32
1958	NFL	0	31
1959	NFL	0	26
1960	NFL	1	19
	AFL	x	29
1961	NFL	1	19
	AFL	0	15
1962	NFL	2	13
	AFL	2	18
1963	NFL	0	10
	AFL	0	10
1964	NFL	0	10
	AFL	0	8
1965	NFL	2	15
	AFL	0	1
	AFL Redshirt	x	11
1966	NFL	0	12
	AFL	0	3
	AFL Redshirt	x	5
1967	NFL	1	21
1968	NFL	1	14
1969	NFL	0	18
1970	NFL	0	21
1971	NFL	1	11
1972	NFL	0	11
1973	NFL	0	11
1974	NFL	1	16
1975	NFL	2	21
1976	NFL	2	11
1977	NFL	1	15
1978	NFL	0	16
1979	NFL	3	15
1980	NFL	2	18
1981	NFL	2	16
1982	NFL	3	22
1983	NFL	1	22
1984	NFL	3	20
1985	NFL	2	22
1986	NFL	1	24
1987	NFL	4	19
1988	NFL	0	19
1989	NFL	2	24
1990	NFL	1	16
1991	NFL	1	23
1992	NFL	4	30
1993	NFL	4	29
1994	NFL	2	19
1995	NFL	3	27
1996	NFL	1	16
1997	NFL	8	22
1998	NFL	7	29
1999	NFL	4	31
2000	NFL	4	23
2001	NFL	4	21
2002	NFL	3	18
2003	NFL	1	17
2004	NFL	1	25
2005	NFL	5	36
<b>2006</b>	NFL	<b>12</b>	<b>51</b>
2007	NFL	6	31
2008	NFL	7	33
2009	NFL	5	33
2010	NFL	4	31
2011	NFL	3	35
2012	NFL	3	31
2013	NFL	6	31
2014	NFL	5	42
2015	NFL	9	47

## NFL Record

Most First Round Picks: 12 in 2006; tied by SEC (2013)

## School Record:

Most Players Selected: 11 by Maryland in 1975;  
Florida State, 2013, 2015

10 by Clemson in 1983; Florida State 1985,  
Louisville, 2015

Most First Round Picks:

4 by Florida State in 1997, 2006



A total of 40 former greats from the ACC's current 14 schools as well two other players who played in the Conference, have been inducted into the Pro Football Hall of Fame in Canton, Ohio. Pitt leads all ACC schools with eight selections, followed by Syracuse (7), Miami (6), Florida State (4), Duke and Virginia (3), Boston College, Georgia Tech and North Carolina with two each and Louisville, Virginia Tech and Wake Forest with one apiece,

**FRED BILETNIKOFF, WR, Florida State**

Inducted in 1988 ... played 14 seasons for the Oakland Raiders (1965-78) ... led the NFL in receiving (61 for 929) in 1971 and the AFC in 1972 (58 for 802) ... selected to the Pro Bowl four times.

**DERRICK BROOKS, LB, Florida State**

Inducted in 2014...played with the Tampa Bay Buccaneers from 1995-2008...a six-time first-team All-Pro and 11 times pro bowler, he was the 2002 AP Defensive Player of the Year and won Super Bowl XXXVII.

**JIM BROWN, RB, Syracuse**

A unanimous first-team All-NFL pick eight times, his 12,312 rushing yards and 15,459 combined net yards in just nine seasons put him in a class by himself...A four time NFL MVP and the league's all-time rusher when he retired...When the conversation is about the greatest runners of all-time, it begins with Brown.

**LARRY CSONKA, FB, Syracuse**

Powerhouse runner who had only 21 fumbles in 1,891 carries ... Surpassed 1000 yards rushing three seasons ... Four-time All-AFC, picked for five Pro Bowls ... All-Pro 1971, 1972, 1973 ... MVP in Super Bowl VIII ... Finished with 8,081 yards rushing, 106 receptions, 68 touchdowns.

**AL DAVIS, Coach, Owner, Commissioner.Syracuse...** As AFL commissioner, forced quick merger with NFL, 1966 ... Davis-led Raiders had best record in pro sports, 1963-1991, won Super Bowls XI, XV, XVIII ... AFL Coach of the Year, 1963 ... Only person to serve in pros as personnel assistant, scout, assistant coach, head coach, general manager, commissioner, team owner/ chief executive officer.

**MIKE DITKA, TE, Pittsburgh**

First tight end elected to Hall...Fast, rugged, outstanding blocker, great competitor...Big-play star of Bears' 1963 title team...Scored final touchdown in Cowboys' Super Bowl VI win... Rookie of the Year, 1961... All-NFL four years, in five straight Pro Bowls... Career record: 427 receptions, 5,812 yards, 43 TDs.

**CHRIS DOLEMAN, DE, Pittsburgh**

Eight team sack titles (six with Vikings, once each with Falcons and 49ers)...Led NFL with 21 sacks, one shy of record at time, 1989...Career sack total of 150.5 sacks was fourth best at retirement...Eight seasons with 10 or more sacks...Eight Pro Bowls

**ART DONOVAN, DT, Boston College**

Inducted in 1968 ... played 12 seasons in the NFL beginning his pro career as a 26-year old rookie in 1950 ... became the first Colt to enter the Pro Football Hall of Fame ... was an All-NFL selection from 1954 to 1958, while playing in five straight Pro Bowls.

**TONY DORSETT, RB, Pittsburgh**

1976 Heisman Trophy winner ... Draft-day trade made him Cowboys' No. 1 pick, 1977 ... Played in two Super Bowls, five NFC championship games, four Pro Bowls ... All-NFL, 1981 ... NFC rushing champion, 1982 ... Career totals: 12,739 yards rushing; 398 receptions for 3,554 yards, 16,347 combined net yards, 91 touchdowns ... Had record 99 yard run for TD vs. Minnesota in 1982 season finale.

**BILL DUDLEY, HB, Virginia**

Inducted in 1966 ... played nine seasons in the NFL ... NFL MVP in 1946 ... rushed for 3,057 yards ... caught 123 passes for 1,383 yards and 18 scores ... passed for 985 yards and six scores ... led the NFL in rushing in 1942 and 1946, punt returns and interceptions in 1946.

**BILL GEORGE, LB, Wake Forest**

Inducted in 1974 ... played 14 seasons with the Chicago Bears and one with the Los Angeles Rams ... became the league's first middle linebacker in 1954 ... voted to Pro Bowl eight straight years (1955-62) ... All-NFL eight times.

**RUSS GRIMM, T, Pittsburgh**

Immediate starter on Redskins offensive line that earned nickname "The Hogs"...Speed and strength crucial to Redskins dominating running attack... Selected to four straight Pro Bowls...Named All-Pro and All-NFC, 1983-1986.

**JOE GUYON, BB, Georgia Tech**

Inducted in 1966 ... 10th among league scoring leaders in 1922 while playing for the Oorang Indians; teammates included Dick Deer Slayer, Big Bear, War Eagle, Ted Lone Wolf, Joe Little Twig, Woodchuck Weimas, Baptist Thunder and Xavier Downwind.

**CHRIS HANBURGER, LB, North Carolina**

Inducted in 2011...Played 14 seasons and 187 games in the NFL... Four times selected All-NFL...Voted to nine Pro Bowls...Integral part of the dominant Washington Redskin teams of the 1970s...Had 19 career interceptions for 347 returns yards and 2 TDs.

**TED HENDRICKS, DE, Miami**

Inducted in 1990 ... Miami's only three-time All-American ... played on four NFL Super Bowl championship teams ..."The Mad Stork" finished fifth in the 1968 Heisman Trophy voting.

**MICHAEL IRVIN, WR, Miami**

Inducted in 2007...Cowboys first-round pick in 1988 draft... Selected to five straight Pro Bowls...Recorded 1,000 yard seasons in all but one year from 1991-98...Named to NFL's All-Decade team of the 1990s.

**RICKEY JACKSON, LB, Pittsburgh**

Made immediate impact as rookie when led team with franchise rookie record eight sacks and was leading tackler...Six double-digit sack totals in career...Six Pro Bowls...All-Pro four times...Jackson finished NFL career as defensive end with 49ers.

**STAN JONES, T, Maryland**

Inducted in 1991 ...earned consensus All-America honors in 1953 ... a fifth-round draft choice of the Chicago Bears ... played 13 seasons with the Bears and Washington Redskins, earning seven Pro Bowl berths.

**WALTER JONES, OT, Florida State**

Inducted in 2014...played for the Seattle Seahawks from 1997-2009, where he started every game in which he played...played in Super Bowl XL...nine-time Pro Bowl selection.

**HENRY JORDAN, DT, Virginia**

Inducted in 1995 ... played 13 seasons with the Cleveland Browns and Green Bay Packers ... played on five NFL title teams with the Packers ... named All-NFL five consecutive seasons from 1960-64, as well as 1967.

**SONNY JURGENSEN, QB, Duke**

Inducted in 1983 ... played 18 seasons with Philadelphia and Washington ... threw for 32,224 yards and 255 TD passes ... led NFL in passing in 1967, 1969 and 1974.

**JIM KELLY, QB, Miami**

Inducted in 2002 ... selected in the 1983 first round, Kelly threw for 35,467 yards and 237 touchdown passes ... threw for over 3,000 yards eight times ... named all NFL five times.

**CORTEZ KENNEDY, DT, Miami**

Inducted in 2012...3rd overall pick by Seattle in 1990 Draft...NFL Defensive Player of the Year in 1992 for 2-14 Seahawks...Named to 8 Pro Bowls...Voted first or 2nd-team All-Pro five times...Named to the NFL All-Decade Team for the 1990s...Played in 167 of a possible 176 game.

**FLOYD LITTLE, RB, Syracuse**

Led AFC in rushing, 1970; Broncos' first 1,000-yard rusher; won NFL rushing title, 1971...Scored combined 32 TDs, 1971-73... Named to five AFL All-Star Games/Pro Bowls...Named All-AFL/NFL twice, All-AFC first- or second-team four straight years... Amassed more than 12,000 all-purpose yards and 54 TDs...Retired 7th all-time in rushing yards.

**JOHN MACKKEY, TE, Syracuse**

Prototype tight end with breakout speed, ability to avoid tackles, strong blocker...Long-distance threat who scored six TDs over 50 yards, 1966...Caught deflected pass for 75-yard TD, Super Bowl V...Career record: 331 catches, 5,236 yards, 38 TDs...Three-time All-NFL, played in five Pro Bowls... Second tight end to enter Hall.

**DAN MARINO, QB, Pittsburgh**

Most prolific passer in NFL history ... career statistics include 4,967 completions, 8,358 attempts for 61,361 yards, and 420 touchdowns...First player to pass for 5,000 yards in a season, then record 48 TDs, 1984...Recorded 13 3,000-yard seasons...First or second team All-Pro eight times...All-AFC six times...Selected to nine Pro Bowls.

**CURTIS MARTIN, RB, Pittsburgh**

Led AFC in rushing as rookie...Second player in NFL history to start career with 10 straight 1,000-yard rushing seasons...Led his team in rushing every season...Ran for career-high 1,697 yards in 2004, winning NFL rushing title ... Retired as NFL's fourth all-time leading rusher (14,101)...Scored 90 rushing, 10 receiving TDs.

**GEORGE McAfee, HB, Duke**

Inducted in 1966 ... Chicago Bears first choice in 1940 ... career average of 12.78 yards on 112 punt returns is still the NFL record ... 21 career interceptions.

**ART MONK, Wide Receiver, Syracuse**

In 1980 caught 58 passes to earn All-Rookie honors...Had 50 or more receptions, nine seasons...Gained 1,000 yards five times...Set then-NFL records for catches in a season (106), most consecutive games with at least one reception (183), and career receptions (820)...Finished career with 940 catches... Named to three Pro Bowls...All-Pro choice twice.

**JIM OTTO, C, Miami**

Inducted in his first year of eligibility in 1980 ... played 308 total games for the Oakland Raiders, including 210 consecutive ... earned All-Pro honors 10 times.

**CLARENCE (ACE) PARKER, QB, Duke**

Inducted in 1972 ... played seven seasons with the Brooklyn Dodgers and Boston Yanks ... led the NFL in passing in 1938 with 865 yards and with six interceptions in 1939.

**JIM RINGO, C, Syracuse**

All-NFL seven times...Played in 10 Pro Bowls, three NFL championship games...Small for offensive lineman, but quick, determined, intelligent, superb team leader...Excellent down-field blocker, pass protector...Ignored numerous injuries to start in then-record 182 straight games, 1954-1967

**DEION SANDERS, CB, Florida State**

Inducted in 2011...Neon" Deion played 14 seasons and 188 games in the NFL...Member of the NFL's all-decade team of the 1990s...Nine times elected All-Pro...NFL Defensive Player of the Year in 1994...Led the NFL in punt returns in 1996 and in kickoff returns in 1992...Had 53 career interceptions and 60 career pass receptions...Also played Major League Baseball for the Atlanta Braves .

**WARREN SAPP, DT, Miami**

1999 NFL Defensive Player of the Year...Started in two NFL championship games, one Super Bowl...Recorded two tackles, one sack, two passes defended, and forced fumble in Bucs' 48-21 win over Raiders, Super Bowl XXXVII...All-Pro four straight times (1999-2002)...All-NFC five times ... Seven Pro Bowls ... Named to NFL's All-Decade Teams of the 1990s, 2000.

**BILLY SHAW, T, Georgia Tech**

Inducted in 1999 ... standout offensive lineman for the Buffalo Bills ... the first Hall of Fame inductee who played his entire career in the AFL.

**BRUCE SMITH, DE, Virginia Tech**

Inducted in 2008...Bills' first-round draft pick (1st player overall), 1985 NFL Draft ... His 200 career sacks is NFL all-time record...NFL Defensive Player of the Year, 1990 and 1996...Named to NFL's All Decade Teams of the 1980s and 1990s...First- or second-team All-Pro 11 times...Selected to 11 Pro Bowls.

**ERNIE STAUTNER, DT, Boston College**

Inducted in 1969 ... drafted in the second round by Pittsburgh in 1950 and played 14 seasons with the Steelers ... earned first or second team NFL honors four times.

**LAWRENCE TAYLOR, LB, North Carolina**

Inducted in 1999 ... named to 10 consecutive Pro Bowls and was the NFL Most Valuable Player in 1986 ... NFL Defensive Player of the Year three times.

**JOHNNY UNITAS, QB, Louisville**

Cut by 1955 Steelers, free agent with 1956 Colts, soon became legendary hero...Exceptional field leader, thrived on pressure... Led Colts to 1958, 1959 NFL crowns, Super Bowl V victory... All-NFL six seasons, Player of Year three times ...MVP three times in 10 Pro Bowls...Completed 2,830 passes for 40,239 yards, 290 TDs...Threw at least one TD pass in 47 straight games...Had 26 games over 300 yards passing.

**RANDY WHITE, DT, Maryland**

Inducted in 1994 ... a nine-time Pro Bowler in his 14 years with the Dallas Cowboys ... co-MVP of Super Bowl XII ... first round draft pick in 1975 ... played in three Super Bowls.



# THE ACC AND THE ASSOCIATED PRESS RANKINGS

## All-Time AP Ranking Totals by School

School	Weeks Ranked	Current Streak	Top 10 Rank	#10	#9	#8	#7	#6	#5	#4	#3	#2	#1	Date of Last Ranking
Florida State	522	53	355	21	22	20	16	37	41	36	58	32	72	January 13, 2015
Miami	458	0	292	18	23	19	11	21	19	25	34	54	68	November 10, 2013
Clemson	359	4	99	19	17	19	11	5	5	5	10	6	2	January 13, 2015
Georgia Tech	300	6	146	18	16	18	21	15	19	11	15	13	0	January 13, 2015
Pitt	287	0	121	13	9	13	12	5	8	11	15	14	21	Preseason, 2010
Virginia Tech	273	0	93	9	12	12	6	9	11	10	15	9	0	September 7, 2014
North Carolina	232	0	74	13	8	10	8	9	11	5	8	1	1	September 2, 2014
Duke	169	0	57	7	5	6	9	9	6	6	7	2	0	November 16, 2014
Virginia	166	0	23	9	5	1	2	1	0	1	0	1	3	November 20, 2011
Syracuse	162	0	53	12	10	7	5	7	2	4	2	2	5	January 4, 2001
NC State	144	0	11	5	1	1	0	0	2	1	1	0	0	January 11, 2011
Boston College	136	0	34	6	3	10	2	0	4	6	3	2	1	November 4, 2008
Louisville	123	4	30	2	3	9	8	5	2	1	0	0	0	January 13, 2015
Wake Forest	39	0	0	0	0	0	0	0	0	0	0	0	0	October 11, 2008

### Versus ACC AP-Ranked Opponents

School	Games	W-L-T	Pct.
Florida State	45	35-10-0	.778
Virginia Tech	29	19-10-0	.655
Clemson	83	33-50-0	.398
Boston College	22	8-14-0	.364
Georgia Tech	73	26-47-0	.356
Miami	24	8-16-0	.333
NC State	86	28-57-1	.331
Virginia	91	25-64-2	.286
North Carolina	84	22-59-3	.280
Wake Forest	94	10-83-1	.112
Duke	84	8-75-1	.101
Louisville	1	0-1-0	.000
Pitt	3	0-3-0	.000
Syracuse	5	0-5-0	.000

### Versus All AP-Ranked Opponents

School	Games	W-L-T	Pct.
Florida State	190	98-88-4	.526
Miami	236	102-132-2	.436
Virginia Tech	137	52-83-2	.387
Clemson	173	62-109-2	.364
Georgia Tech	258	88-164-6	.353
NC State	156	48-106-2	.314
Syracuse	178	51-123-4	.298
Pitt	234	59-169-6	.265
Louisville	70	18-52-0	.257
North Carolina	190	45-139-6	.253
Boston College	138	33-104-1	.243
Virginia	162	36-123-3	.231
Duke	165	25-134-6	.170
Wake Forest	144	20-123-1	.142

### Versus Non-ACC Ranked Opponents by Decades

Decade	W-L-T	Pct.
1953-1959	16-52-5	.253
1960-1969	6-46-0	.115
1970-1979	20-66-0	.233
1980-1989	21-74-6	.238
1990-1999	50-47-1	.515
2000-2009	32-73-0	.305
2010-2014	15-47-0	.242

## Vs. No. 1-Ranked Team in AP Poll

Date	Site	ACC Team	No. 1 Team
11-27-37	Durham, N.C.	#18 Duke 0	Pittsburgh 10
10-6-45	New York, N.Y.	#19 Duke 13	Army 48
10-2-43	South Bend, Ind.	Georgia Tech 13	Notre Dame 55
10-26-46	New York, N.Y.	#13 Duke 0	Army 19
10-16-48	Chapel Hill, N.C.	NC State 0	North Carolina 14
11-12-49	New York, N.Y.	North Carolina 6	Notre Dame 42
9-30-50	South Bend, Ind.	#20 No. Carolina 7	Notre Dame 14
10-14-50	Lafayette, Ind.	Miami 20	Purdue 14
1-2-52	New Orleans, La.	#3 Maryland 28	Tennessee 13
10-24-53	South Bend, Ind.	#4 Georgia Tech 14	Notre Dame 27
11-14-53	Chapel Hill, N.C.	North Carolina 14	Notre Dame 34
1-1-55	Miami, Fla.	#3 Maryland 6	Oklahoma 20
9-24-55	College Park, Md.	#5 Maryland 7	UCLA 0
10-8-55	College Park, Md.	Wake Forest 7	Maryland 28
10-29-55	College Park, Md.	South Carolina 0	Maryland 27
9-29-56	Norman, Okla.	North Carolina 0	Oklahoma 36
10-30-58	West Point, N.Y.	Virginia 6	Army 35
11-8-58	Baton Rouge, La.	Duke 18	LSU 50
1-1-59	New Orleans, La.	#12 Clemson 0	LSU 7
10-10-59	Baton Rouge, La.	Miami 3	LSU 27
11-17-62	Atlanta, Ga.	Georgia Tech 7	Alabama 6
11-5-66	South Bend, Ind.	Duke 0	Notre Dame 64
9-21-68	Lafayette, Ind.	Virginia 7	Purdue 44
11-14-70	South Bend, Ind.	Georgia Tech 7	Notre Dame 10
10-3-70	Columbus, Ohio	Duke 10	Ohio State 34
9-22-73	Atlanta, Ga.	Georgia Tech 6	Southern California 23
9-26-75	Miami, Fla.	Miami 17	Oklahoma 20
10-2-76	Ann Arbor, Mich.	Wake Forest 0	Michigan 31
9-17-77	Ann Arbor, Mich.	Duke 9	Michigan 21
10-27-79	Tuscaloosa, Ala.	Virginia Tech 7	Alabama 31
11-17-79	Tuscaloosa, Ala.	Miami 0	Alabama 30
11-8-80	Atlanta, Ga.	Georgia Tech 3	(Tie) Notre Dame 3
11-29-80	Athens, Ga.	Georgia Tech 20	Georgia 38
10-31-81	Miami, Fla.	Miami 17	Penn State 14
9-9-82	Pittsburgh, Pa.	#5 North Carolina 6	Pittsburgh 7
11-27-82	Athens, Ga.	Georgia Tech 18	Georgia 38
1-2-84	Miami, Fla.	#5 Miami 31	Nebraska 30
8-27-84	East Rutherford, N.J.	#10 Miami 20	Auburn 18
9-27-86	Miami, Fla.	#2 Miami 28	Oklahoma 16
11-1-86	Miami, Fla.	#20 Florida State 23	Miami 41
9-12-87	Norman, Okla.	North Carolina 0	Oklahoma 28
1-1-88	Miami, Fla.	#2 Miami 30	Oklahoma 14
9-3-88	Miami, Fla.	#6 Miami 31	Florida State 0
11-25-89	Miami, Fla.	#7 Miami 27	Notre Dame 10
10-20-90	W-Salem, N.C.	Wake Forest 14	Virginia 49
11-3-90	Charlottesville, Va.	#16 Georgia Tech 41	Virginia 38
10-12-91	Orlando, Fla.	Virginia Tech 20	Florida State 33

Date	Site	ACC Team	No. 1 Team
11-16-91	Tallahassee, Fla.	#2 Miami 17	Florida State 16
11-23-91	Chestnut Hill, Mass.	Boston College 14	Miami 19
10-24-92	Blacksburg, Va.	Virginia Tech 24	Miami 43
9-4-93	Durham, N.C.	Duke 7	Florida State 45
9-10-93	Tallahassee, Fla.	#3 Miami 10	Florida State 28
9-18-93	Chapel Hill, N.C.	#13 North Carolina 7	Florida State 33
10-2-93	Tallahassee, Fla.	Georgia Tech 0	Florida State 51
10-9-93	Tallahassee, Fla.	Clemson 0	Florida State 57
10-16-93	Tallahassee, Fla.	#15 Virginia 14	Florida State 40
10-30-93	Tallahassee, Fla.	Wake Forest 0	Florida State 54
11-6-93	College Park, Md.	Maryland 20	Florida State 49
11-20-93	South Bend, Ind.	#17 Boston College 41	Notre Dame 39
1-1-95	Miami, Fla.	#4 Miami 17	Nebraska 24
10-7-95	Miami, Fla.	Miami 17	Florida State 41
10-21-95	Tallahassee, Fla.	Georgia Tech 10	Florida State 42
9-2-95	Orlando, Fla.	Duke 26	Florida State 70
9-9-95	Clemson, S.C.	Clemson 26	Florida State 45
9-16-95	Tallahassee, Fla.	NC State 17	Florida State 77
10-14-95	Tallahassee, Fla.	Wake Forest 13	Florida State 72
11-30-96	Tallahassee, Fla.	#2 Florida State 24	Florida 21
1-4-99	Tempe, Ariz.	#2 Florida State 16	Tennessee 23
9-11-99	Tallahassee, Fla.	#10 Ga. Tech 35	Florida State 41
9-18-99	Tallahassee, Fla.	#20 NC State 11	Florida State 42
9-25-99	Chapel Hill, NC	North Carolina 10	Florida State 42
10-2-99	Jacksonville, Fla.	Duke 23	Florida State 53
10-9-99	Tallahassee, Fla.	#19 Miami 21	Florida State 31
10-16-99	Tallahassee, Fla.	Wake Forest 10	Florida State 33
10-23-99	Clemson, S.C.	Clemson 14	Florida State 17
10-30-99	Charlottesville, Va.	Virginia 10	Florida State 35
11-13-99	Tallahassee, Fla.	Maryland 10	Florida State 49
1-4-00	New Orleans, La.	#2 Virginia Tech 29	Florida State 46
10-7-00	Miami, Fla.	#7 Miami 27	Florida State 24
11-10-01	Chestnut Hill, Mass.	Boston College 7	Miami 18
1-3-01	Ft. Lauderdale, Fla.	#3 Florida State 2	Oklahoma 13
9-21-02	Miami, Fla.	Boston College 6	Miami 38
10-21-02	Miami, Fla.	#9 Florida State 27	Miami 28
12-7-02	Miami, Fla.	#18 Virginia Tech 45	Miami 56
8-28-04	Landover, Md.	Virginia Tech 13	Southern California 24
11-28-10	Gainesville, Fla.	Florida State 10	Florida 37
9-18-10	Durham, N.C.	Duke 13	Alabama 62
9-17-11	Tallahassee, Fla.	#5 Florida State 13	Oklahoma 23
12-7-13	Charlotte, N.C.	#20 Duke 7	Florida State 45
8-31-13	Atlanta, Ga.	Virginia Tech 10	Alabama 35
11-22-14	Tallahassee, Fla.	Boston College 17	Florida State 20
9-20-14	Tallahassee, Fla.	#22 Clemson 17	Florida State 23 (ot)
9-27-14	Raleigh, N.C.	NC State 41	Florida State 56
10-11-14	Syracuse, N.Y.	Syracuse 20	Florida State 38
10-4-14	Tallahassee, Fla.	Wake Forest 3	Florida State 43



## Boston College (33-104-1)

1937	#17	Holy Cross	L	0-20
1938	#11	Holy Cross	L	7-29
1939	#10	Holy Cross	W	14-0
1939	#12	Clemson (Cotton)	L	3-6
1940	#4	Tennessee (Sugar)	W	19-13
1941	#13	Temple	W	31-0
1942	#10	Alabama (Orange)	L	21-37
1946	#8	Tennessee	L	13-33
1948	#13	Clemson	L	19-26
1950	#6	at Oklahoma	L	0-28
1950	#13	Clemson	L	14-35
1951	#16	Holy Cross	W	19-14
1952	#15	Villanova	L	7-28
1953	#19	at Louisiana State	L	6-42
1956	#13	at Miami	L	6-27
1957	#12	Navy	L	6-46
1958	#16	at Clemson	L	12-34
1959	#7	at Army	L	8-24
1964	#9	Syracuse	W	21-14
1968	#4	Penn State	L	0-29
1969	#5	at Penn State	L	16-38
1970	#7	at Air Force	L	10-35
1972	#16	Air Force	L	9-13
1972	#6	Penn State	L	26-45
1973	#6	at Miami	L	10-15
1974	#10	Texas	L	9-42
1975	#9	Notre Dame	L	3-17
1976	#7	Texas	W	14-13
1977	#16	Pittsburgh	L	7-45
1978	#9	Texas A&M	L	2-37
1978	#9	Pittsburgh	L	15-32
1980	#3	at Pittsburgh	L	6-14
1980	#11	Stanford	W	30-13
1980	#7	at Florida State	L	7-41
1981	#9	at North Carolina	L	14-56
1981	#2	at Penn State	L	7-38
1981	#2	Pittsburgh	L	24-29
1982	#16	at Clemson	T	17-17
1982	#8	Penn State	L	17-52
1982	#18	Auburn (Tangerine)	L	3-26
1983	#19	West Virginia	L	17-27
1984	#9	at Alabama	W	38-31
1984	#20	at West Virginia	L	20-21
1984	#12	at Miami	W	47-45
1985	#10	vs. BYU	L	14-28
1985	#17	Maryland	L	13-31
1985	#3	at Penn State	L	12-16
1986	#17	Georgia (HOF)	W	27-24
1987	#15	Penn State	L	17-27
1987	#13	Tennessee	W	20-18
1987	#9	at Notre Dame	L	25-32
1987	#6	at Syracuse	L	17-45
1988	#8	Southern Cal	L	7-34
1988	#16	at Penn State	L	20-23
1988	#6	at West Virginia	L	19-59
1988	#15	Syracuse	L	20-45
1989	#23	Pittsburgh	L	10-29
1989	#15	West Virginia	L	30-44
1990	#17	at Pittsburgh	L	6-29
1990	#17	Ohio State	L	10-31
1990	#20	at Louisville	L	10-17
1991	#2	Michigan	L	13-35
1991	#17	Georgia Tech	L	14-30
1991	#10	at Penn State	L	21-28
1991	#17	at Syracuse	L	16-38
1991	#1	at Miami	L	14-19
1992	#9	at Penn State	W	35-32
1992	#8	at Notre Dame	L	7-54
1992	#17	Tennessee (HOF)	L	23-28
1993	#5	Miami	L	7-23
1993	#13	at Syracuse	W	33-29
1993	#25	Virginia Tech	W	48-34
1993	#1	at Notre Dame	W	41-39
1993	#5	West Virginia	L	14-17
1994	#5	at Michigan	L	26-34
1994	#18	Virginia Tech	L	7-12
1994	#8	Notre Dame	W	30-11
1994	#14	Syracuse	W	31-0
1994	#5	at Miami	L	7-23
1994	#11	Kansas St (Aloha)	W	12-7
1995	#12	vs. Ohio State	L	6-38
1995	#20	at Virginia Tech	W	20-14
1995	#11	Michigan	L	13-23
1995	#12	at Notre Dame	L	10-20
1995	#22	at Syracuse	L	29-58
1996	#19	Virginia Tech	L	7-45

1996	#8	at Michigan	L	14-20
1996	#19	at West Virginia	L	17-34
1996	#17	Notre Dame	L	21-48
1996	#25	at Miami	L	26-43
1997	#23	Virginia Tech	L	7-17
1997	#22	at Syracuse	L	13-20
1998	#17	Virginia Tech	L	0-17
1998	#23	Syracuse	L	25-42
1998	#25	at Miami	L	17-35
1998	#13	Notre Dame	L	26-31
1999	#2	at Virginia Tech	L	14-38
2000	#4	Virginia Tech	L	34-48
2000	#11	at Notre Dame	L	16-28
2000	#2	at Miami	L	6-52
2001	#6	at Virginia Tech	L	20-34
2001	#1	Miami	L	7-18
2001	#22	at Syracuse	L	28-39
2001	#16	*Georgia (Music City)	W	20-16
2002	#1	at Miami	L	6-38
2002	#4	Virginia Tech	L	23-28
2002	#4	at Notre Dame	W	14-7
2003	#2	Miami	L	14-33
2003	#25	Pittsburgh	L	13-24
2003	#12	at Virginia Tech	W	34-27
2004	#24	at Notre Dame	W	24-23
2004	#10	at West Virginia	L	36-17
2005	#8	Florida State	L	17-28
2005	#3	at Virginia Tech	L	10-30
2006	#18	Clemson	L	20-34
2006	#22	Virginia Tech	W	22-3
2006	#22	at Wake Forest	L	14-21
2006	#21	Maryland	L	38-16
2007	#15	at Georgia Tech	W	24-10
2007	#8	at Virginia Tech	W	14-10
2007	#15	at Clemson	W	20-17
2007	#6	*Virginia Tech (ACC)	L	16-30
2008	#17	Virginia Tech	W	28-23
2008	#20	at Florida State	W	27-17
2009	#5	at Virginia Tech	L	14-48
2010	#16	at Florida State	L	19-24
2010	#13	Nevada (Kraft)	L	13-20
2011	#8	at Clemson	L	14-36
2011	#16	at Virginia Tech	L	14-30
2011	#24	at Notre Dame	L	14-16
2012	#17	Clemson	L	31-45
2012	#12	at Florida State	L	7-51
2012	#4	at Notre Dame	L	6-21
2013	#8	Florida State	L	34-48
2013	#3	at Clemson	L	14-24
2014	#9	Southern Cal	W	37-31
2014	#24	Clemson	L	13-17
2014	#1	at Florida State	L	17-20

## Clemson (62-109-2)

1939	#11	*Boston Col.(Cotton)	W	6-3
1942	#16	Auburn	L	13-41
1943	#15	Georgia Tech	L	6-41
1944	#19	Tennessee	L	7-26
1944	#17	Wake Forest	L	7-13
1948	#19	Wake Forest	W	21-14
1950	#17	Wake Forest	W	13-12
1950	#15	*Miami (Orange)	W	15-14
1951	#15	*Miami (Gator)	L	0-14
1952	#3	Maryland	L	0-28
1953	#3	Maryland	L	0-20
1953	#14	at Georgia Tech	L	7-20
1953	#14	Auburn	L	19-45
1954	#14	Florida	L	14-7
1954	#17	at Maryland	L	0-16
1954	#18	at Auburn	L	6-27
1955	#2	Maryland	L	12-25
1955	#12	Auburn	L	0-21
1956	#19	at Florida	T	20-20
1956	#15	Virginia Tech	W	21-6
1956	#8	at Miami	L	0-21
1956	#20	*Colorado(Orange)	L	21-27
1957	#13	NC State	L	7-13
1957	#11	at Duke	L	6-7
1958	#1	*LSU(Sugar)	L	0-7
1959	#12	at North Carolina	W	20-18
1959	#7	at Georgia Tech	L	6-16
1959	#7	*TCU(Bluebonnet)	W	23-7
1963	#4	at Oklahoma	L	14-31
1963	#9	at Georgia Tech	L	0-27
1965	#4	at Georgia	L	9-23
1966	#9	at Georgia Tech	L	12-13
1966	#4	at Alabama	L	0-28
1966	#5	at Southern Cal	L	0-30

1967	#5	Georgia	L	17-24
1967	#10	NC State	W	14-6
1969	#7	Georgia	L	0-30
1969	#20	at Auburn	L	0-51
1970	#15	at Georgia Tech	L	7-28
1970	#9	Auburn	L	0-44
1971	#14	Georgia	L	0-28
1971	#14	Duke	W	3-0
1971	#5	at Auburn	L	13-35
1972	#2	at Oklahoma	L	3-52
1974	#15	at NC State	L	10-31
1975	#14	at Alabama	L	0-56
1976	#9	Georgia	L	0-41
1976	#6	at Maryland	L	0-20
1977	#10	Maryland	L	14-21
1977	#17	at Georgia	W	7-6
1977	#5	Notre Dame	L	17-21
1977	#10	*Pittsburgh(Gator)	L	3-34
1978	#11	at Maryland	W	28-24
1978	#20	*Ohio St.(Gator)	W	17-15
1979	#14	Wake Forest	W	31-0
1979	#19	at South Carolina	L	9-13
1979	#19	*Baylor(Peach)	L	18-24
1980	#10	at Georgia	L	16-20
1980	#14	North Carolina	L	19-24
1980	#14	South Carolina	W	27-6
1981	#4	Georgia	W	13-3
1981	#8	at North Carolina	W	10-8
1981	#4	*Nebraska(Orange)	W	22-15
1982	#7	at Georgia	L	7-13
1982	#18	North Carolina	W	16-13
1982	#18	at Maryland	W	24-22
1983	#11	Georgia	T	16-16
1983	#10	at North Carolina	W	16-3
1983	#11	Maryland	W	52-27
1984	#20	at Georgia	L	23-26
1984	#18	at Georgia Tech	L	21-28
1984	#9	South Carolina	L	21-22
1986	#14	at Georgia	W	31-28
1986	#20	at NC State	L	3-27
1986	#20	*Stanford(Gator)	W	27-21
1987	#18	Georgia	L	21-20
1987	#12	at South Carolina	L	7-20
1987	#20	*Penn St.(Citrus)	W	35-10
1988	#10	Florida State	L	21-24
1988	#10	Oklahoma(Citrus)	W	13-6
1989	#16	at Florida State	W	34-23
1989	#12	NC State	W	30-10
1989	#21	*West Va. (Gator)	W	27-7
1990	#14	at Virginia	L	7-20
1990	#18	at Georgia Tech	L	19-21
1990	#25	*Illinois (HOF)	W	30-0
1991	#19	Georgia Tech	W	9-7
1991	#12	NC State	W	29-19
1991	#8	*California (Citrus)	L	13-37
1992	#5	Florida State	L	20-24
1992	#10	at Virginia	W	29-28
1992	#23	at NC State	L	6-20
1992	#18	North Carolina	W	40-7
1993	#1	at Florida State	L	0-57
1993	#24	NC State	W	20-14
1993	#16	at North Carolina	L	0-24
1993	#18	Virginia	L	23-14
1994	#25	at Duke	L	13-19
1994	#10	at Florida State	L	0-17
1994	#19	at North Carolina	W	28-17
1995	#1	Florida State	L	26-45
1995	#11	Virginia	L	3-22
1996	#2	at Florida State	L	3-34
1996	#22	Georgia Tech	W	22-24
1996	#15	at Virginia	W	24-16
1996	#17	LSU (Peach)	L	7-10
1997	#5	Florida State	L	28-35
1997	#8	North Carolina	L	10-17
1997	#13	*Auburn (Peach)	L	17-21
1998	#10	at Virginia	L	18-20
1998	#6	at Florida State	L	0-48
1998	#22	Georgia Tech	L	21-24
1999	#23	Virginia	W	33-14
1999	#8	at Virginia Tech	L	11-31
1999	#1	Florida State	L	14-17
1999	#13	at Georgia Tech	L	42-45
1999	#15	*Miss. State(Peach)	L	7-17
2000	#4	at Florida State	L	7-54
2000	#25	South Carolina	W	16-14
2000	#6	*Va. Tech (Gator)	L	20-41
2001	#9	at Georgia Tech(OT)	W	47-44
2001	#14	Florida State	L	27-41
2001	#13	at Maryland	L	20-37

2001	#22	at South Carolina	L	15-20
2002	#8	at Georgia	L	28-31
2002	#11	at Florida State	L	31-48
2002	#12	NC State	L	6-38
2002	#19	Maryland	L	12-30
2003	#9	at Georgia	L	0-30
2003	#24	Virginia (ot)	W	30-27
2003	#3	Florida State	W	26-10
2003	#7	*Tennessee (Peach)	W	27-14
2004	#8	at Florida State	L	22-41
2004	#10	at Virginia	L	10-30
2004	#11	at Miami (ot)	W	24-17
2005	#17	Texas A&M	W	25-24
2005	#13	Miami (3ot)	L	30-36
2005	#17	Florida State	W	35-14
2005	#19	at South Carolina	W	13-9
2006	#9	at Florida State	W	27-20
2006	#13	Georgia Tech	W	



# THE ACC VS. AP RANKED OPPONENTS

1956	#2	Georgia Tech	L	0-7
1956	#12	Navy	T	7-7
1957	#15	at Rice	W	7-6
1957	#11	at NC State	T	14-14
1957	#7	Navy	T	6-6
1957	#14	Clemson	W	7-6
1957	#4	*Oklahoma(Orange)	L	21-48
1958	#12	at Notre Dame	L	7-9
1958	#1	Louisiana State	L	18-50
1958	#17	at North Carolina W	W	7-6
1959	#14	at South Carolina	L	7-12
1959	#12	at Ohio State	L	13-14
1959	#9	at Georgia Tech	W	10-7
1959	#10	at Clemson	L	0-6
1960	#4	Navy	W	19-10
1960	#7	*Arkansas(Cotton)	W	7-6
1963	#2	Navy	L	25-38
1964	#8	Georgia Tech	L	8-21
1966	#6	Georgia Tech	L	7-48
1966	#1	at Notre Dame	L	0-64
1967	#5	at NC State	L	7-28
1970	#15	Florida	L	19-21
1970	#1	at Ohio State	L	10-34
1970	#11	at West Virginia	W	21-13
1971	#10	South Carolina	W	28-12
1971	#10	at Stanford	W	9-3
1972	#7	Alabama	L	12-35
1972	#12	at Washington	L	6-14
1972	#16	at North Carolina	L	0-14
1973	#9	at Tennessee	L	17-21
1973	#18	Tulane	L	17-24
1973	#20	NC State	L	3-21
1974	#16	at NC State	L	21-35
1974	#12	at Florida	L	13-30
1974	#13	Maryland	L	13-56
1975	#4	at So. California	L	7-35
1975	#12	at Florida	L	16-24
1976	#6	Maryland	L	3-30
1977	#1	at Michigan	L	9-21
1977	#18	North Carolina	L	3-16
1978	#4	at Michigan	L	0-52
1978	#5	Maryland	L	0-27
1979	#20	at Wake Forest	L	14-17
1980	#19	at Auburn	L	28-35
1980	#17	at South Carolina	L	7-20
1980	#15	at North Carolina	L	21-44
1981	#11	at Ohio State	L	13-34
1981	#6	Clemson	L	10-38
1981	#12	North Carolina	L	10-31
1982	#20	at Clemson	L	14-49
1983	#15	Miami	L	17-56
1983	#15	at Maryland	L	3-38
1986	#19	at Georgia	L	7-31
1986	#17	at Clemson	L	3-35
1987	#7	at Clemson	L	10-17
1988	#11	at Clemson	L	17-49
1989	#17	at Tennessee	L	6-28
1989	#7	Clemson	W	21-17
1989	#24	*Texas Tech(AA)	L	21-49
1990	#10	Virginia	L	0-59
1990	#19	at Clemson	L	7-26
1990	#16	at Georgia Tech	L	31-48
1991	#24	NC State	L	22-24
1991	#13	Clemson	L	21-33
1992	#4	at Florida State	L	21-48
1992	#14	Virginia	L	28-55
1992	#19	at Clemson	L	6-21
1992	#14	at NC State	L	27-45
1992	#21	North Carolina	L	28-31
1993	#1	at Florida State	L	7-45
1993	#22	at Virginia	L	0-35
1993	#11	at Tennessee	L	19-52
1993	#22	NC State	W	21-20
1993	#13	at North Carolina	L	24-38
1994	#9	at Florida State	L	20-59
1994	#13	Virginia	W	28-25
1995	#1	Florida State	L	26-70
1995	#24	at Maryland	L	28-41
1995	#19	at Virginia	L	30-44
1995	#24	at Clemson	L	17-34
1996	#3	at Florida State	L	7-44
1996	#16	Virginia	L	3-27
1996	#13	North Carolina	L	10-27
1997	#5	Florida State	L	27-51
1997	#8	at North Carolina	L	14-50
1998	#11	at Florida State	L	13-62
1998	#11	Virginia	L	0-24
1999	#1	Florida State	L	23-51
1999	#8	Georgia Tech	L	31-38

2000	#7	Clemson	L	22-52
2000	#7	at Florida State	L	14-63
2001	#6	Florida State	L	13-55
2001	#16	Northwestern	L	7-44
2001	#17	Georgia Tech	L	10-37
2001	#12	at Maryland	L	17-59
2002	#5	at Florida State	L	17-48
2002	#13	at NC State	L	22-24
2003	#18	at Virginia	L	0-27
2003	#6	Florida State	L	7-56
2003	#19	at Tennessee	L	6-23
2004	#23	Maryland	L	21-55
2004	#14	Virginia	L	16-37
2004	#13	at Florida State	L	7-29
2005	#7	Virginia Tech	L	0-45
2005	#23	at Virginia	L	7-38
2005	#9	at Miami	L	7-52
2005	#11	Florida State	L	24-55
2006	#14	at Virginia Tech	L	0-36
2006	#22	at Boston College	L	7-28
2006	#18	at Georgia Tech	L	21-49
2007	#12	Virginia Tech	L	14-43
2007	#25	Clemson	L	10-47
2009	#22	at Kansas	L	16-44
2009	#6	Virginia Tech	L	26-34
2009	#7	Georgia Tech	L	10-49
2009	#21	at Miami	L	16-34
2010	#1	Alabama	L	13-62
2010	#23	at Virginia Tech	L	7-44
2011	#6	Stanford	L	14-44
2011	#15	Virginia Tech	L	10-14
2012	#25	at Stanford	L	13-50
2012	#11	at Florida State	L	7-48
2012	#10	Clemson	L	20-56
2013	#19	at Virginia Tech	W	13-10
2013	#24	Miami	W	48-30
2013	#1	Florida St. (ACC)	L	7-45
2013	#20	Texas A&M (CFA)	L	48-52
2014	#22	at Georgia Tech	W	31-25
2014	#15	Arizona State (Sun)	L	31-36

## Florida State (98-88-4)

1952	#2	Georgia Tech	L	0-30
1955	#13	Georgia Tech	L	0-34
1956	#9	Miami	L	7-20
1957	#13	NC State	L	7-13
1957	#2	Auburn	L	7-29
1958	#19	*Okla. St.(Bluegrass)	L	6-15
1959	#14	Georgia	L	0-42
1960	#9	Auburn	L	21-57
1961	#17	Florida	T	3-3
1961	#2	Mississippi	L	0-33
1962	#9	Miami	L	6-7
1963	#9	Auburn	L	15-21
1964	#5	Kentucky	W	48-6
1965	#5	Georgia	W	10-3
1966	#10	Florida	L	19-22
1967	#2	Alabama	T	37-37
1967	#10	*Penn State(Gator)	T	17-17
1968	#5	Florida	L	3-9
1968	#17	Texas A&M	W	20-14
1968	#10	Houston	W	40-20
1969	#12	Florida	L	6-21
1969	#18	Houston	L	13-41
1971	#8	*Arizona St.(Fiesta)	L	38-45
1972	#12	Auburn	L	14-27
1973	#18	Miami	L	10-14
1973	#18	Houston	L	3-34
1974	#13	Pittsburgh	L	6-9
1974	#3	Alabama	L	7-8
1974	#14	Florida	L	14-24
1974	#5	Auburn	L	6-38
1974	#15	Houston	L	8-23
1975	#14	Florida	L	8-34
1976	#4	Oklahoma	L	9-24
1976	#13	Boston College	W	28-9
1976	#12	Florida	L	6-33
1978	#15	Pittsburgh	L	3-7
1979	#19	South Carolina	W	27-7
1979	#5	*Oklahoma(Orange)	L	7-24
1980	#3	Nebraska	W	18-14
1980	#4	Pittsburgh	W	36-22
1980	#19	Florida	W	17-13
1980	#4	*Oklahoma(Orange)	L	17-18
1981	#17	Nebraska	L	14-34
1981	#7	Ohio State	W	36-27
1981	#3	Pittsburgh	L	14-42

1981	#13	Miami	L	19-27
1981	#14	Southern Miss.	L	14-58
1982	#2	Pittsburgh	L	17-37
1982	#16	Miami	W	24-7
1982	#12	LSU	L	21-55
1982	#10	*West Va.(Gator)	W	31-12
1983	#13	LSU	W	40-35
1983	#10	Auburn	L	24-27
1983	#6	Miami	L	16-17
1983	#12	Florida	L	14-53
1984	#4	Miami	W	38-3
1984	#16	Auburn	L	41-42
1984	#5	South Carolina	L	26-38
1984	#3	Florida	L	17-27
1985	#10	Nebraska	W	17-13
1985	#12	Auburn	L	27-59
1985	#11	Miami	L	27-35
1985	#19	*Okla. St.(Gator)	W	34-23
1986	#8	Nebraska	L	17-34
1986	#5	Michigan	L	18-20
1986	#1	Miami	L	23-41
1987	#3	Miami	L	25-26
1987	#6	Auburn	W	34-6
1987	#5	*Nebraska (Fiesta)	W	31-28
1988	#8	Miami	L	0-31
1988	#3	Clemson	W	24-21
1988	#15	South Carolina	W	59-0
1988	#7	*Auburn (Sugar)	W	13-7
1989	#10	Clemson	L	23-34
1989	#21	LSU	W	31-21
1989	#17	Syracuse	W	41-10
1989	#11	Auburn	W	22-14
1989	#2	Miami	W	24-10
1989	#6	*Nebraska(Fiesta)	W	41-17
1990	#9	Miami	L	22-31
1990	#5	Auburn	L	17-20
1990	#6	Florida	W	45-30
1990	#7	*Penn State(Block)	W	24-17
1991	#19	Brigham Young	W	44-28
1991	#3	at Michigan	W	51-31
1991	#10	Syracuse	W	46-14
1991	#2	Miami	L	16-17
1991	#5	at Florida	W	14-9
1991	#9	*Texas A&M(Cotton)	W	10-2
1992	#15	at Clemson	W	24-20
1992	#2	at Miami	L	16-19
1992	#16	at Georgia Tech	W	29-24
1992	#23	at Virginia	W	13-3
1992	#6	Florida	W	45-24
1992	#11	*Nebraska (Orange)	W	27-14
1993	#21	Clemson	W	57-0
1993	#13	at North Carolina	W	33-7
1993	#3	Miami	W	28-10
1993	#15	Virginia	W	40-14
1993	#2	at Notre Dame	L	24-31
1993	#7	at Florida	W	33-21
1993	#2	*Nebraska (Orange)	W	18-16
1994	#13	North Carolina	W	31-18
1994	#13	at Miami	L	20-34
1994	#16	Duke	W	59-20
1994	#25	at NC State	W	34-3
1994	#4	Florida	T	31-31
1994	#5	*Florida (Sugar)	W	23-17
1995	#24	at Virginia	L	28-33
1995	#3	at Florida	L	24-35
1995	#6	*N. Dame(Orange)	W	31-26
1996	#11	North Carolina	W	13-0
1996	#6	at Miami	W	34-16
1996	#14	Virginia	W	31-24
1996	#25	Southern Miss.	W	54-14
1996	#1	Florida	W	24-21
1996	#3	*Florida (Sugar)	L	20-52
1997	#23	at Southern Cal	W	14-7
1997	#16	at Clemson	W	35-28
1997	#21	Georgia Tech	W	38-0
1997	#5	at North Carolina	W	20-3
1997	#10	at Florida	L	29-32
1997	#9	*Ohio St. (Sugar)	W	31-14
1998	#14	Texas A&M	W	23-14
1998	#18	Southern Cal	W	30-10
1998	#20	at Georgia Tech	W	34-7
1998	#12	Virginia	W	45-14
1998	#4	Florida	W	23-12
1998	#1	*Tennessee(Fiesta)	L	16-23
1999	#10	Georgia Tech	W	41-35
1999	#20	NC State	W	42-11
1999	#19	Miami	W	31-21
1999	#3	at Florida	W	30-23

1999	#2	*Va. Tech (Sugar)	W	46-29
2000	#7	at Miami	L	24-27
2000	#21	at NC State	W	58-14
2000	#10	Clemson	W	54-7
2000	#4	Florida	W	30-7
2000	#1	*Oklahoma (Orange)	L	2-13
2001	#2	Miami	L	27-49
2001	#10	Maryland	W	52-31
2001	#4	at Florida	L	13-37
2001	#15	*Virginia Tech	W	30-17
2002	#1	at Miami	L	27-28
2002	#6	Notre Dame	L	24-34
2002	#15	Florida	W	31-14
2002	#4	*Georgia (Sugar)	L	13-26
2003	#2	Miami	L	14-22
2003	#11	at Florida	W	38-34
2003	#9	*Miami (Orange)	L	14-16
2004	#5	at Miami (ot)	L	10-16
2004	#6	Virginia	W	36-3
2005	#9	Miami	W	10-7

# THE ACC VS. AP RANKED OPPONENTS



1943 #15 \*Tulsa (Sugar)..... W.. 20-18  
 1944 #9 Navy ..... W.. 17-15  
 1944 #18 Notre Dame ..... L.... 0-21  
 1945 #3 Notre Dame ..... L.... 7-40  
 1945 #2 Navy ..... L.... 6-20  
 1945 #18 Duke ..... L.... 6-14  
 1946 #8 Tennessee ..... L.... 9-13  
 1946 #12 LSU ..... W.... 26-7  
 1946 #19 Duke ..... W.... 14-0  
 1946 #3 Georgia ..... L.... 7-35  
 1947 #9 Duke ..... W.... 7-0  
 1947 #14 Alabama ..... L.... 7-14  
 1947 #12 \*Kansas(Orange) W.. 20-14  
 1948 #12 Georgia ..... L.... 13-21  
 1949 #4 Tulane ..... L.... 0-18  
 1949 #14 Tennessee ..... W.. 30-13  
 1950 #10 SMU ..... L.... 13-33  
 1950 #4 Kentucky ..... L.... 14-28  
 1951 #17 Kentucky ..... W.... 13-7  
 1951 #9 \*Baylor (Orange) W.. 17-14  
 1952 #6 Duke ..... W.... 28-7  
 1952 #12 Alabama ..... W.... 7-3  
 1952 #7 \*Mississippi (Sugar) W.. 24-7  
 1953 #15 Florida ..... T.... 0-0  
 1953 #19 Auburn ..... W.... 36-6  
 1953 #15 Duke ..... W.. 13-10  
 1953 #10 \*West Va (Sugar) W.. 42-19  
 1953 #1 Notre Dame ..... L.... 14-27  
 1954 #16 Duke ..... L.... 20-21  
 1954 #10 Alabama ..... W.... 14-6  
 1955 #19 Florida ..... W.... 14-7  
 1955 #17 Auburn ..... L.... 12-14  
 1955 #17 Duke ..... W.... 27-0  
 1955 #11 \*Pittsburgh(Sugar)W ... 7-0  
 1956 #5 SMU ..... W.... 9-7  
 1956 #15 Tulane ..... W.... 40-0  
 1956 #3 Tennessee ..... L.... 0-6  
 1956 #13 at Florida ..... W.. 28-0  
 1956 #13 \*Pittsburgh (Gator)W21-14  
 1957 #20 Kentucky ..... W.... 13-0  
 1957 #15 SMU ..... T.... 0-0  
 1957 #9 Auburn ..... L.... 0-3  
 1957 #7 Duke ..... W.... 13-0  
 1957 #9 Tennessee ..... L.... 6-21  
 1958 #2 Auburn ..... T.... 7-7  
 1958 #17 Clemson ..... W.... 13-0  
 1959 #6 SMU ..... W.. 16-12  
 1959 #6 Clemson ..... W.... 16-6  
 1959 #8 Tennessee ..... W.... 14-7  
 1959 #11 Auburn ..... L.... 6-7  
 1959 #6 Georgia ..... L.... 14-21  
 1959 #9 Arkansas ..... L.... 7-14  
 1960 #15 Duke ..... L.... 0-6  
 1960 #8 Tennessee ..... W.... 14-7  
 1961 #9 So. California ..... W.. 27-7  
 1961 #2 Alabama ..... L.... 0-10  
 1961 #17 Penn State..... L.... 15-30  
 1962 #1 Alabama ..... W.... 7-6  
 1963 #7 Alabama ..... L.... 11-27  
 1964 #2 Alabama ..... L.... 7-24  
 1965 #10 Texas Tech ..... W.. 31-21  
 1966 #8 Tennessee ..... W.... 6-3  
 1966 #7 at Georgia ..... L.... 14-23  
 1967 #9 Notre Dame ..... L.... 3-36  
 1968 #15 Miami ..... L.... 7-10  
 1968 #10 Tennessee ..... L.... 7-24  
 1968 #9 Notre Dame ..... L.... 6-34  
 1968 #4 Georgia ..... L.... 8-47  
 1969 #10 Tennessee ..... L.... 8-26  
 1969 #15 Auburn ..... L.... 14-17  
 1969 #7 Southern Cal. .... L.... 18-29  
 1969 #9 Notre Dame ..... L.... 20-38  
 1970 #17 South Carolina ... W.. 23-20  
 1970 #20 Tennessee ..... L.... 6-17  
 1970 #8 Auburn ..... L.... 7-31  
 1970 #19 Notre Dame ..... L.... 7-10  
 1970 #19 Texas Tech ..... W.. 17-9  
 1971 #18 Michigan State ... W.. 10-0  
 1971 #13 Tennessee ..... L.... 6-10  
 1971 #5 Auburn ..... L.... 14-31  
 1971 #7 Georgia ..... L.... 24-28  
 1971 #17 Mississippi ..... L.... 18-41  
 1972 #15 Tennessee ..... L.... 3-34  
 1972 #18 Michigan State ... W.. 21-16  
 1972 #14 Auburn ..... L.... 14-24  
 1973 #1 So. California ..... L.... 6-23  
 1973 #8 at Tennessee ..... L.... 14-20  
 1974 #2 Notre Dame ..... L.... 7-31

1953 #12 at Georgia Tech..... L.. 10-13  
 1954 #5 at Purdue ..... T.. 13-13  
 1954 #18 Army ..... L.... 14-28  
 1954 #19 Navy ..... L.... 7-40  
 1955 #14 at Ohio State..... W.. 20-14  
 1955 #12 at Georgia Tech..... L.. 0-27  
 1955 #9 Navy ..... T.... 7-7  
 1956 #9 Tennessee ..... L.. 20-33  
 1956 #19 SMU ..... W.... 14-6  
 1956 #16 Pittsburgh..... L.. 14-27  
 1956 #2 Georgia Tech ..... L.... 0-7  
 1956 #12 Navy ..... T.... 7-7  
 1957 #15 at Rice ..... W.... 7-6  
 1957 #11 at NC State ..... T.. 14-14  
 1957 #7 Navy ..... T.... 6-6  
 1957 #14 Clemson ..... W.... 7-6  
 1957 #4 \*Oklahoma(Orange).L.. 21-48  
 1958 #12 at Notre Dame ..... L.. 7-9  
 1958 #1 Louisiana State ..... L.. 18-50  
 1958 #17 at North Carolina W.... 7-6  
 1959 #14 at South Carolina..L.. 7-12  
 1959 #12 at Ohio State ..... L.. 13-14  
 1959 #9 at Georgia Tech... W.... 10-7  
 1959 #10 at Clemson ..... L.... 0-6  
 1960 #4 Navy ..... W.. 19-10  
 1960 #7 \*Arkansas(Cotton). W.... 7-6  
 1963 #2 Navy ..... L.. 25-38  
 1964 #8 Georgia Tech ..... L.. 8-21  
 1966 #6 Georgia Tech ..... L.. 7-48  
 1966 #1 at Notre Dame ..... L.. 0-64  
 1967 #5 at NC State ..... L.. 7-28  
 1970 #15 Florida ..... L.. 19-21  
 1970 #1 at Ohio State ..... L.. 10-34  
 1970 #11 at West Virginia .. W.. 21-13  
 1971 #10 South Carolina ... W.. 28-12  
 1971 #10 at Stanford ..... W.. 9-3  
 1972 #7 Alabama ..... L.. 12-35  
 1972 #12 at Washington ..... L.. 6-14  
 1972 #16 at North Carolina .L.. 0-14  
 1973 #9 at Tennessee ..... L.. 17-21  
 1973 #18 Tulane ..... L.. 17-24  
 1973 #20 NC State ..... L.. 3-21  
 1974 #16 at NC State ..... L.. 21-35  
 1974 #12 at Florida ..... L.. 13-30  
 1974 #13 Maryland ..... L.. 13-56  
 1975 #4 at So. California ...L.. 7-35  
 1975 #12 at Florida ..... L.. 16-24  
 1976 #6 Maryland ..... L.. 3-30  
 1977 #1 at Michigan ..... L.. 9-21  
 1977 #18 North Carolina ...L.. 3-16  
 1978 #4 at Michigan ..... L.. 0-52  
 1978 #5 Maryland ..... L.. 0-27  
 1979 #20 at Wake Forest ...L.. 14-17  
 1980 #19 at Auburn ..... L.. 28-35  
 1980 #17 at South Carolina..L.. 7-20  
 1980 #15 at North Carolina .L.. 21-44  
 1981 #11 at Ohio State ..... L.. 13-34  
 1981 #6 Clemson ..... L.. 10-38  
 1981 #12 North Carolina ...L.. 10-31  
 1982 #20 at Clemson ..... L.. 14-49  
 1983 #15 Miami ..... L.. 17-56  
 1983 #15 at Maryland ..... L.. 3-38  
 1986 #19 at Georgia ..... L.. 7-31  
 1986 #17 at Clemson ..... L.. 3-35  
 1987 #7 at Clemson ..... L.. 10-17  
 1988 #11 at Clemson ..... L.. 17-49  
 1989 #17 at Tennessee ..... L.. 6-28  
 1989 #7 Clemson ..... W.. 21-17  
 1989 #24 \*Texas Tech(AA) ...L.. 21-49  
 1990 #10 Virginia ..... L.. 0-59  
 1990 #19 at Clemson ..... L.. 7-26  
 1990 #16 at Georgia Tech ..... L.. 31-48  
 1991 #24 NC State ..... L.. 22-24  
 1991 #13 Clemson ..... L.. 21-33  
 1992 #4 at Florida State ...L.. 21-48  
 1992 #14 Virginia ..... L.. 28-55  
 1992 #19 at Clemson ..... L.. 6-21  
 1992 #14 at NC State ..... L.. 27-45  
 1992 #21 North Carolina ...L.. 28-31  
 1993 #1 at Florida State ...L.. 7-45  
 1993 #22 at Virginia ..... L.. 0-35  
 1993 #11 at Tennessee ..... L.. 19-52  
 1993 #22 NC State ..... W.. 21-20  
 1993 #13 at North Carolina .L.. 24-38  
 1994 #9 at Florida State ...L.. 20-59  
 1994 #13 Virginia ..... W.. 28-25  
 1995 #1 Florida State ..... L.. 26-70  
 1995 #24 at Maryland ..... L.. 28-41

1995 #19 at Virginia ..... L.. 30-44  
 1995 #24 at Clemson ..... L.. 17-34  
 1996 #23 at Florida State ...L.. 7-44  
 1996 #16 Virginia ..... L.. 3-27  
 1996 #13 North Carolina ...L.. 10-27  
 1997 #5 Florida State ..... L.. 27-51  
 1997 #8 at North Carolina .L.. 14-50  
 1998 #11 at Florida State ...L.. 13-62  
 1998 #11 Virginia ..... L.. 0-24  
 1999 #1 #Florida State..... L.. 23-51  
 1999 #8 Georgia Tech ..... L.. 31-38  
 2000 #7 Clemson ..... L.. 22-52  
 2000 #7 at Florida State ...L.. 14-63  
 2001 #6 Florida State ..... L.. 13-55  
 2001 #16 Northwestern..... L.. 7-44  
 2001 #17 Georgia Tech ..... L.. 10-37  
 2001 #12 at Maryland ..... L.. 17-59  
 2002 #5 at Florida State ...L.. 17-48  
 2002 #13 at NC State ..... L.. 22-24  
 2003 #18 at Virginia ..... L.. 0-27  
 2003 #6 Florida State ..... L.. 7-56  
 2003 #19 at Tennessee ..... L.. 6-23  
 2004 #23 Maryland ..... L.. 21-55  
 2004 #14 Virginia ..... L.. 16-37  
 2004 #13 at Florida State ...L.. 7-29  
 2005 #7 Virginia Tech ..... L.. 0-45  
 2005 #23 at Virginia ..... L.. 7-38  
 2005 #9 at Miami ..... L.. 7-52  
 2005 #11 Florida State ...L.. 24-55  
 2006 #14 at Virginia Tech...L.. 0-36  
 2006 #22 at Boston College .L.. 7-28  
 2006 #18 at Georgia Tech ...L.. 21-49  
 2007 #12 Virginia Tech ..... L.. 14-43  
 2007 #25 Clemson ..... L.. 10-47  
 2009 #22 at Kansas ..... L.. 16-44  
 2009 #6 Virginia Tech ..... L.. 26-34  
 2009 #7 Georgia Tech ..... L.. 10-49  
 2009 #21 at Miami ..... L.. 16-34  
 2010 #1 Alabama ..... L.. 13-62  
 2010 #23 at Virginia Tech...L.. 7-44  
 2011 #6 Stanford ..... L.. 14-44  
 2011 #15 Virginia Tech ..... L.. 10-14  
 2012 #25 at Stanford ..... L.. 13-50  
 2012 #11 at Florida State ...L.. 7-48  
 2012 #10 Clemson ..... L.. 20-56  
 2013 #19 at Virginia Tech... W.. 13-10  
 2013 #24 Miami ..... W.. 48-30  
 2013 #1 Florida St. (ACC)...L.. 7-45  
 2013 #20 Texas A&M (CFA)...L.. 48-52  
 2014 #22 at Georgia Tech... W.. 31-25  
 2014 #15 Arizona State (Sun)L.. 31-36

**Louisville (18-52-0)**

1976 #2 at Pitt ..... L.... 6-27  
 1976 #18 at Alabama ..... L.... 3-24  
 1977 #3 at Alabama ..... L.... 6-55  
 1978 #20 Maryland ..... L.. 17-27  
 1979 #9 Florida State ..... L.. 0-27  
 1980 #10 at Florida State ...L.. 0-52  
 1980 #9 at Pitt ..... L.. 23-41  
 1981 #19 at Florida State ...L.. 0-17  
 1981 #9 Southern Miss ... W.. 13-10  
 1982 #17 Miami ..... L.... 6-28  
 1982 #1 at Pitt ..... L.. 14-63  
 1982 #9 at Florida State ...L.. 14-49  
 1983 #19 at SMU ..... L.... 6-24  
 1983 #12 at Miami ..... L.. 14-42  
 1984 #14 SMU ..... L.... 7-41  
 1984 #6 Miami ..... L.. 23-38  
 1985 #15 at Miami (Fla.) ...L.. 7-45  
 1987 #4 at Florida State ...L.. 9-32  
 1987 #19 at Tennessee ..... L.. 10-41  
 1989 #9 West Virginia ...L.. 21-30  
 1990 #25 Alabama (Fiesta). W.... 34-7  
 1991 #11 Tennessee ..... L.. 11-28  
 1991 #19 at Ohio State ..... L.. 15-23  
 1991 #1 Florida State ..... L.. 15-40  
 1992 #19 at Ohio State ..... L.. 19-20  
 1992 #17 Syracuse ..... L.. 9-15  
 1992 #20 at Florida ..... L.. 17-31  
 1992 #5 at Texas A&M ..... L.. 18-40  
 1993 #23 Arizona State ..... W.. 35-17  
 1993 #24 at West Virginia ...L.. 34-36  
 1993 #7 at Tennessee ..... L.. 10-45  
 1993 #11 Texas A&M ..... L.. 7-42  
 1994 #20 at Texas ..... L.. 16-30  
 1994 #18 NC State ..... W.. 35-14

1994 #9 Texas A&M ..... L.. 10-26  
 1996 #15 at Penn State .....L.. 7-24  
 1996 #8 at North Carolina .L.. 10-28  
 1997 #1 Penn State ..... L.. 21-57  
 1998 #24 at Tulane ..... L.. 22-30  
 1999 #18 Southern Miss ..... L.. 27-38  
 2000 #2 at Florida State ...L.. 0-31  
 2000 #13 at Southern Miss... W.. 49-28  
 2000 #23 vs. Col. St.(Liberty)...L.. 17-22  
 2001 #19 vs. BYU (Liberty)... W.. 28-10  
 2002 #24 at Colorado State ...L.. 33-36  
 2002 #4 Florida State... (ot)W... 26-20  
 2003 #13 at TCU ..... L.. 28-31  
 2003 #14 Miami (O) (GMAC) L.. 28-49  
 2004 #3 Miami (Fla.) ..... L.. 38-41  
 2004 #10 Boise St.(Liberty) W.. 44-40  
 2005 #25 at West Va.....(3ot)L.. 44-46  
 2005 #12 Virginia Tech(Gator)L.. 24-35  
 2006 #17 Miami (Fla.)..... W.... 31-7  
 2006 #3 West Virginia ..... W.. 44-34  
 2006 #15 at Rutgers ..... L.. 25-28  
 2006 #15 Wake Forest(Orange)W 24-13  
 2007 #15 at Cincinnati..... W.. 28-24  
 2007 #6 at West Virginia ...L.. 31-38  
 2008 #14 USF ..... W.. 24-20  
 2008 #25 at Pitt ..... L.... 7-41  
 2008 #22 Cincinnati ..... L.. 20-28  
 2009 #5 at Cincinnati..... L.. 10-41  
 2010 #25 at Oregon State ...L.. 28-35  
 2011 #24 at West Virginia .. W.. 38-35  
 2012 #25 at Rutgers ..... W.. 20-17  
 2012 #4 Florida (Sugar) ... W.. 33-23  
 2013 #23 at Cincinnati... (ot)W... 31-24  
 2013 #25 Miami (Russell)... W.... 36-9  
 2014 #2 Florida State ..... L.. 31-42  
 2014 #13 Georgia (Belk) ..... L.. 14-37

## Miami (102-132-2)

1941 #18 Alabama ..... L.... 7-21  
 1944 #18 Wake Forest ..... L.... 0-27  
 1945 #16 \*Holy Cross (Orange)W 13-6  
 1946 #11 LSU ..... L.... 7-20  
 1947 #6 Alabama ..... L.... 6-21  
 1948 #12 Vanderbilt ..... L.... 6-33  
 1949 #20 Kentucky ..... L.... 6-21  
 1949 #14 Maryland ..... L.... 0-13  
 1950 #1 at Purdue ..... W.. 20-14  
 1950 #10 \*Clemson (Orange)L.. 14-15  
 1951 #14 at Kentucky ..... L.... 0-32  
 1951 #19 \*Clemson (Gator)W ... 14-0  
 1953 #10 Baylor ..... L.... 13-21  
 1953 #3 Maryland ..... L.... 0-30  
 1953 #15 Auburn ..... L.... 20-29  
 1954 #11 Baylor ..... W.. 19-13  
 1955 #10 at Georgia Tech .....L.. 6-14  
 1955 #5 Notre Dame ..... L.... 0-14  
 1955 #18 TCU ..... L.... 19-21  
 1955 #16 at Pittsburgh ..... W.. 21-7  
 1956 #17 South Carolina ... W.. 14-6  
 1956 #10 at TCU ..... W.... 14-0  
 1956 #13 Clemson ..... W.. 21-0  
 1956 #18 at Florida ..... W.. 20-7  
 1956 #13 Pittsburgh ..... L.... 7-14  
 1957 #18 North Carolina ...L.. 13-20  
 1957 #12 NC State ..... T.... 0-0  
 1957 #20 Florida ..... L.... 0-14  
 1958 #14 Wisconsin ..... L.... 0-20  
 1958 #11 LSU ..... L.... 0-41  
 1958 #14 #Florida ..... L.... 9-12  
 1959 #1 at LSU ..... L.... 3-27  
 1959 #7 Auburn ..... L.... 6-21  
 1959 #11 Michigan State ... W.. 18-13  
 1960 #17 at Auburn ..... L.... 7-20  
 1960 #14 Syracuse ..... L.. 14-21  
 1960 #19 Florida ..... L.... 0-18  
 1961 #8 Penn State ..... L.... 7-20  
 1961 #14 \*Syracuse (Liberty)L.. 14-15  
 1962 #6 at LSU ..... L.... 3-17  
 1962 #3 at Alabama ..... L.... 3-36  
 1963 #5 Pittsburgh ..... L.. 20-31  
 1963 #9 Alabama ..... L.. 12-17  
 1965 #9 at Syracuse ..... W.. 24-0  
 1965 #10 Florida ..... W.. 16-13  
 1965 #6 Notre Dame ..... T.... 0-0  
 1966 #5 Southern Cal ..... W.. 21-7  
 1966 #9 at Florida ..... W.. 10-16  
 1967 #6 Notre Dame ..... L.. 22-24



# THE ACC VS. AP RANKED OPPONENTS

1968	#2	at Southern Cal.....L...	3-28
1968	#8	LSU.....W.....	30-0
1968	#4	at Penn State.....L.....	7-22
1968	#16	Alabama.....L.....	6-14
1969	#14	LSU.....L.....	0-20
1969	#17	Florida.....L.....	16-35
1970	#19	at Georgia Tech.....L.....	21-31
1970	#18	at Pittsburgh.....L.....	17-28
1971	#7	Notre Dame.....L.....	0-17
1971	#4	at Alabama.....L.....	3-31
1971	#16	at Houston.....L.....	6-27
1972	#20	Florida State.....L.....	14-37
1972	#14	at Texas.....L.....	10-23
1972	#10	at Notre Dame.....L.....	17-20
1973	#6	Texas.....W.....	20-15
1973	#6	at Oklahoma.....L.....	20-24
1973	#14	Houston.....L.....	7-30
1973	#2	at Alabama.....L.....	13-43
1973	#5	Notre Dame.....L.....	0-44
1974	#19	at Houston.....W.....	20-3
1974	#11	Auburn.....L.....	0-3
1974	#7	at Notre Dame.....L.....	7-28
1974	#2	Alabama.....L.....	7-28
1975	#1	Oklahoma.....L.....	17-20
1975	#4	at Nebraska.....L.....	16-31
1975	#13	Colorado.....L.....	10-23
1975	#13	Florida.....L.....	11-15
1976	#5	at Nebraska.....L.....	9-17
1976	#2	at Pittsburgh.....L.....	19-36
1976	#13	at Notre Dame.....L.....	27-40
1976	#6	at Houston.....L.....	16-21
1977	#5	at Ohio State.....L.....	0-10
1977	#9	at Penn State.....L.....	7-49
1977	#2	at Alabama.....L.....	0-36
1977	#5	Notre Dame.....L.....	10-48
1978	#13	Florida State.....L.....	21-31
1978	#19	at Auburn.....W.....	17-15
1978	#19	at Notre Dame.....L.....	0-20
1978	#14	at Florida State.....L.....	23-40
1979	#19	at Penn State.....W.....	26-10
1979	#1	at Alabama.....L.....	0-30
1980	#18	at Houston.....W.....	14-7
1980	#9	Florida State.....W.....	10-9
1980	#7	at Notre Dame.....L.....	14-32
1980	#13	at Penn State.....L.....	12-27
1980	#18	at Florida.....W.....	31-7
1981	#17	Florida.....W.....	21-20
1981	#4	at Texas.....L.....	7-14
1981	#16	at Mississippi St.....L.....	10-14
1981	#1	Penn State.....W.....	17-14
1981	#14	at Florida State.....W.....	27-19
1982	#16	at Florida.....L.....	14-17
1982	#10	at Notre Dame.....L.....	14-16
1982	#14	Florida State.....L.....	7-24
1982	#19	at Maryland.....L.....	17-18
1983	#13	Notre Dame.....W.....	20-0
1983	#12	West Virginia.....W.....	20-3
1983	#1	*Nebraska (Orange).....W.....	31-30
1984	#1	*Auburn.....W.....	20-18
1984	#17	*Florida.....W.....	32-20
1984	#14	at Michigan.....L.....	14-22
1984	#15	Florida State.....L.....	3-38
1984	#16	at Notre Dame.....W.....	31-13
1984	#14	*UCLA (Fiesta).....L.....	37-392
1985	#5	Florida.....L.....	23-35
1985	#3	at Oklahoma.....W.....	27-14
1985	#10	at Florida State.....W.....	35-27
1985	#8	*Tennessee (Sugar).....L.....	7-35
1986	#13	at Florida.....W.....	23-15
1986	#1	Oklahoma.....W.....	28-16
1986	#20	Florida State.....W.....	41-23
1986	#2	*Penn State (Fiesta).....L.....	10-14
1987	#20	Florida.....W.....	31-4
1987	#10	at Arkansas.....W.....	51-7
1987	#4	at Florida State.....W.....	26-25
1987	#10	Notre Dame.....W.....	24-0
1987	#8	South Carolina.....W.....	20-16
1987	#1	*Oklahoma (Orange).....W.....	30-14
1988	#1	Florida State.....W.....	31-0
1988	#15	at Michigan.....W.....	31-30
1988	#4	at Notre Dame.....L.....	30-31
1988	#11	at LSU.....W.....	44-3
1988	#8	Arkansas.....W.....	18-16
1988	#6	*Nebraska (Orange).....W.....	23-3
1989	#9	at Florida State.....L.....	10-24
1989	#14	at Pittsburgh.....W.....	24-3
1989	#1	Notre Dame.....W.....	27-10

1989	#7	*Alabama (Sugar).....W.....	33-25
1990	#16	at BYU.....L.....	21-28
1990	#2	Florida State.....W.....	31-22
1990	#6	at Notre Dame.....L.....	20-29
1990	#3	*Texas (Cotton).....W.....	46-3
1991	#10	Houston.....W.....	40-10
1991	#9	Penn State.....W.....	26-20
1991	#1	at Florida State.....W.....	17-16
1991	#11	*Nebraska (Orange).....W.....	22-0
1992	#23	at Iowa.....W.....	24-7
1992	#3	Florida State.....W.....	17-16
1992	#7	at Penn State.....W.....	17-14
1992	#8	at Syracuse.....W.....	16-10
1992	#2	*Alabama (Sugar).....L.....	13-34
1993	#20	at Boston College.....W.....	23-7
1993	#1	at Florida State.....L.....	10-28
1993	#23	Syracuse.....W.....	49-0
1993	#9	at West Virginia.....L.....	14-17
1993	#16	*Arizona (Fiesta).....L.....	0-29
1994	#17	Washington.....L.....	20-38
1994	#3	Florida State.....W.....	34-20
1994	#13	Virginia Tech.....W.....	24-3
1994	#10	at Syracuse.....W.....	27-6
1994	#25	Boston College.....W.....	23-7
1994	#1	*Nebraska (Orange).....L.....	17-24
1994	#1	Florida State.....L.....	17-41
1995	#22	Syracuse.....W.....	35-24
1996	#3	Florida State.....L.....	16-34
1996	#12	at West Virginia.....W.....	10-7
1996	#21	Virginia Tech.....L.....	7-21
1996	#16	at Syracuse.....W.....	38-21
1997	#24	Arizona State.....L.....	12-23
1997	#4	at Florida State.....L.....	0-47
1997	#20	at Virginia Tech.....L.....	25-27
1997	#16	Syracuse.....L.....	13-33
1998	#9	Florida State.....L.....	14-26
1998	#13	at West Virginia.....W.....	34-31
1998	#21	at Syracuse.....L.....	13-66
1998	#3	UCLA.....W.....	49-45
1999	#9	Ohio State.....W.....	23-12
1999	#2	Penn State.....L.....	23-27
1999	#1	at Florida State.....L.....	21-31
1999	#2	at Virginia Tech.....L.....	10-43
1999	#15	*Ga. Tech (Gator).....W.....	28-13
2000	#15	at Washington.....L.....	29-34
2000	#1	Florida State.....W.....	27-24
2000	#2	Virginia Tech.....W.....	41-21
2000	#7	*Florida (Sugar).....W.....	37-20
2001	#14	at Florida State.....W.....	49-27
2001	#14	Syracuse.....W.....	59-0
2001	#12	Washington.....W.....	65-7
2001	#14	at Virginia Tech.....W.....	26-24
2001	#4	*Nebraska (Rose).....W.....	37-14
2002	#6	at Florida State.....W.....	41-16
2002	#9	Florida State.....W.....	28-27
2002	#17	Pittsburgh.....W.....	28-21
2002	#17	Virginia Tech.....W.....	56-45
2002	#2	*Ohio St. (Fiesta).....L.....	24-31
2003	#21	Florida.....W.....	38-33
2003	#5	at Florida State.....W.....	22-14
2003	#10	at Virginia Tech.....L.....	7-31
2003	#18	Tennessee.....L.....	6-10
2003	#20	Pittsburgh.....W.....	28-14
2003	#9	*Florida St. (Oran).....W.....	16-14
2004	#4	Florida State.....W.....	16-10
2004	#18	Louisville.....W.....	41-38
2004	#10	at Virginia.....W.....	31-21
2004	#11	Virginia Tech.....L.....	10-16
2004	#20	*Florida (Peach).....W.....	27-10
2005	#14	at Florida State.....L.....	7-10
2005	#20	at Clemson (3ot).....W.....	36-30
2005	#3	at Virginia Tech.....W.....	27-7
2006	#10	*LSU (Peach).....L.....	3-40
2006	#11	Florida State.....L.....	10-13
2006	#12	at Louisville.....L.....	7-31
2006	#21	at Georgia Tech.....L.....	23-30
2006	#23	Virginia Tech.....L.....	10-17
2006	#23	at Maryland.....L.....	13-14
2006	#18	Boston College.....W.....	17-14
2007	#5	at Oklahoma.....L.....	13-51
2007	#20	Texas A&M.....W.....	34-17
2007	#23	Virginia.....L.....	0-48
2007	#10	at Virginia Tech.....L.....	14-44
2007	#15	at Boston College.....L.....	14-28
2008	#5	at Florida.....L.....	3-26
2009	#18	at Florida State.....W.....	38-34
2009	#14	Georgia Tech.....W.....	33-17
2009	#11	at Virginia Tech.....L.....	7-31

2009	#8	Oklahoma.....W.....	21-20
2009	#24	*Wisconsin (Champs).....L.....	14-20
2010	#2	at Ohio State.....L.....	24-36
2010	#23	Florida State.....L.....	17-45
2010	#14	Virginia Tech.....L.....	17-31
2011	#17	Ohio State.....W.....	24-6
2011	#21	at Virginia Tech.....L.....	35-38
2011	#20	Georgia Tech.....W.....	24-7
2012	#21	at Kansas State.....L.....	13-52
2012	#9	Notre Dame (Chi.).....L.....	3-41
2012	#12	Florida State.....L.....	20-33
2013	#3	at Florida State.....L.....	14-41
2013	#18	Louisville (Russell).....L.....	9-36
2014	#24	at Nebraska.....L.....	31-41
2014	#2	Florida State.....L.....	26-30

## North Carolina (45-139-6)

1936	#18	Tulane.....L.....	7-21
1936	#13	Duke.....L.....	7-27
1937	#10	Fordham.....L.....	0-14
1937	#8	Duke.....W.....	14-6
1938	#11	Duke.....L.....	0-14
1938	#13	Fordham.....T.....	0-0
1939	#4	Tulane.....T.....	14-14
1939	#16	Penn.....W.....	30-6
1939	#13	Duke.....L.....	3-13
1940	#12	Duke.....W.....	6-3
1941	#17	Tulane.....L.....	6-52
1941	#3	Duke.....L.....	0-20
1942	#13	Duquesne.....W.....	13-6
1943	#6	Duke.....L.....	7-14
1943	#10	Penn.....W.....	9-6
1943	#6	Duke.....L.....	6-27
1944	#20	Yale.....L.....	6-13
1944	#11	Duke.....L.....	0-33
1945	#11	Penn.....L.....	0-49
1945	#15	Duke.....L.....	7-14
1945	#20	Virginia.....W.....	27-18
1946	#10	Tennessee.....L.....	14-20
1946	#3	Georgia.....L.....	3-20
1948	#5	Oklahoma.....L.....	6-14
1949	#1	Notre Dame.....L.....	6-42
1950	#1	Notre Dame.....L.....	7-14
1950	#11	Tennessee.....L.....	0-16
1951	#6	Texas.....L.....	20-45
1951	#7	Maryland.....L.....	7-14
1952	#11	Texas.....L.....	7-28
1952	#16	Notre Dame.....L.....	14-34
1952	#12	Tennessee.....L.....	14-41
1952	#20	Duke.....L.....	0-34
1953	#3	Maryland.....L.....	0-26
1953	#1	Notre Dame.....L.....	14-34
1954	#5	at Notre Dame.....L.....	14-42
1954	#20	Duke.....L.....	12-47
1955	#3	Oklahoma.....L.....	6-13
1955	#2	Maryland.....L.....	7-25
1955	#5	Notre Dame.....L.....	7-27
1955	#18	Duke.....L.....	0-6
1956	#1	at Oklahoma.....L.....	0-36
1956	#3	at Tennessee.....L.....	0-20
1957	#6	Navy.....W.....	13-7
1957	#17	Tennessee.....L.....	0-35
1957	#11	at Duke.....W.....	21-13
1959	#18	Clemson.....L.....	18-20
1959	#11	South Carolina.....W.....	19-6
1959	#20	Tennessee.....L.....	7-29
1960	#11	at Tennessee.....L.....	27-14
1960	#6	Duke.....W.....	7-6
1961	#10	at Maryland.....W.....	14-8
1961	#4	LSU.....L.....	0-30
1962	#2	at Ohio State.....L.....	7-41
1965	#4	Michigan.....L.....	24-31
1965	#4	at Notre Dame.....L.....	0-17
1966	#8	at Michigan.....W.....	21-7
1966	#2	at Notre Dame.....L.....	0-32
1968	#7	Florida.....W.....	22-7
1969	#10	Florida.....L.....	2-52
1970	#11	at Vanderbilt.....W.....	10-7
1970	#8	Arizona State.....L.....	26-48
1971	#7	at Notre Dame.....L.....	0-16
1971	#6	Georgia.....L.....	3-7
1972	#5	at Ohio State.....L.....	14-29
1973	#20	Missouri.....L.....	14-27
1973	#17	at Tulane.....L.....	0-16
1974	#17	Pittsburgh.....W.....	45-29
1974	#10	NC State.....W.....	33-14
1975	#2	at Ohio State.....L.....	7-32

1975	#15	Notre Dame.....L.....	14-21
1976	#20	Miami, Ohio.....W.....	14-10
1976	#18	Florida.....W.....	24-21
1976	#12	at Missouri.....L.....	3-14
1976	#20	East Carolina.....W.....	12-10
1977	#13	Texas Tech.....L.....	7-10
1977	#13	Clemson.....T.....	13-13
1977	#12	Nebraska.....L.....	17-21
1978	#17	Maryland.....L.....	20-21
1978	#9	at Pittsburgh.....L.....	16-20
1978	#15	at Clemson.....L.....	9-13
1979	#13	Pittsburgh.....W.....	17-7
1979	#15	at NC State.....W.....	35-21
1979	#18	Clemson.....L.....	10-19
1979	#14	Michigan.....W.....	17-15
1980	#19	Maryland.....W.....	17-3
1980	#16	at Oklahoma.....L.....	7-41
1981	#2	Clemson.....L.....	8-10
1982	#1	at Pittsburgh.....L.....	6-7
1982	#13	at Clemson.....L.....	13-16
1982	#8	Texas.....W.....	26-10
1983	#13	at Maryland.....L.....	26-28
1984	#10	at Boston College.....L.....	20-52
1984	#19	Virginia.....T.....	24-24
1985	#12	Louisiana State.....L.....	13-23
1985	#11	Florida State.....L.....	10-20
1986	#15	at Florida State.....T.....	10-10
1986	#12	at LSU.....L.....	3-30
1986	#20	at Clemson.....L.....	10-38
1986	#16	Arizona.....L.....	21-30
1987	#1	at Oklahoma.....L.....	0-28
1987	#6	Auburn.....L.....	10-20
1987	#10	Clemson.....L.....	10-13
1988	#19	at South Carolina.....L.....	10-31
1988	#4	Oklahoma.....L.....	0-28
1988	#4	at Auburn.....L.....	21-47
1988	#17	at Clemson.....L.....	14-37
1989	#18	at NC State.....L.....	



# THE ACC VS. AP RANKED OPPONENTS



2005	#17	at Georgia Tech.....L..	21-27
2005	#23	at Louisville.....L..	14-69
2005	#23	Virginia.....W.....	7-5
2005	#6	at Miami.....L..	16-34
2005	#19	Boston College.....W..	16-14
2006	#5	at Virginia Tech.....L..	3-30
2006	#16	Virginia Tech.....L..	10-35
2006	#19	at Clemson.....L..	7-52
2006	#24	Wake Forest.....L..	17-24
2006	#11	at Notre Dame.....L..	26-45
2006	#19	Georgia Tech.....L..	0-7
2007	#23	at South Florida.....L..	10-37
2007	#17	at Virginia Tech.....L..	10-17
2007	#7	South Carolina.....L..	15-21
2008	#23	Boston College.....W..	45-24
2008	#22	Georgia Tech.....W.....	28-7
2009	#14	at Virginia Tech.....W..	20-17
2009	#12	Miami.....W.....	33-24
2009	#17	*Pittsburgh (Meineke)L..	17-19
2010	#21	LSU(Atlanta).....L..	24-30
2010	#25	at Miami.....L..	10-33
2010	#20	at Florida State...W..	37-35
2010	#16	Virginia Tech.....L..	10-26
2011	#25	Georgia Tech.....L..	28-35
2011	#8	at Clemson.....L..	38-59
2011	#9	at Virginia Tech.....L..	21-24
2012	#19	at Louisville.....L..	34-39
2013	#6	at South Carolina..L..	10-27
2013	#10	Miami.....L..	23-27
2013	#24	Duke.....L..	25-27
2014	#6	at Notre Dame.....L..	43-50

## NC State (48-106-2)

1936	#11	Duke.....L.....	0-13
1938	#4	Duke.....L.....	0-7
1938	#6	Carnegie Tech.....L..	0-14
1939	#9	North Carolina.....L..	0-17
1939	#12	Duquesne.....L.....	0-7
1939	#8	Duke.....L.....	0-28
1941	#3	Duke.....L.....	6-55
1943	#9	Duke.....L.....	0-75
1945	#16	Duke.....L.....	13-26
1946	#14	Oklahoma.....L..	13-34
1947	#18	North Carolina.....L..	6-41
1947	#16	Virginia.....W.....	7-2
1948	#1	at No. Carolina.....L..	0-14
1949	#18	Wake Forest.....W..	27-14
1950	#20	North Carolina.....L..	7-13
1950	#8	Maryland.....W..	16-13
1950	#16	Wake Forest.....T.....	6-6
1951	#18	Clemson.....L.....	0-6
1951	#5	Maryland.....L.....	0-53
1952	#5	Duke.....L.....	0-57
1953	#16	at Duke.....L.....	0-31
1953	#19	West Virginia.....L..	0-61
1954	#19	Duke.....L.....	7-21
1954	#14	at West Virginia..L..	3-28
1957	#4	Duke.....T.....	14-14
1958	#10	at North Carolina..W..	21-14
1961	#3	at Alabama.....L..	7-26
1964	#3	at Alabama.....L..	0-21
1965	#9	at Florida.....L..	6-28
1966	#2	at Michigan State..L..	10-28
1966	#8	Florida.....L.....	10-17
1967	#2	Houston.....W.....	16-6
1969	#18	Houston.....L..	13-34
1969	#3	Penn State.....L..	8-33
1971	#20	North Carolina.....L..	7-27
1971	#5	at Penn State.....L..	3-35
1972	#10	at Penn State.....L..	22-37
1972	#18	West Virginia.....W..	49-13
1973	#2	at Nebraska.....L..	14-31
1973	#6	at Penn State.....L..	29-35
1973	#19	Kansas.....W.....	31-13
1974	#15	at Maryland.....L..	10-20
1974	#7	Penn State.....W.....	12-7
1975	#13	Florida.....W.....	8-7
1975	#8	at Penn State.....W..	15-14
1976	#7	Maryland.....L..	6-16
1977	#20	at Clemson.....L..	3-7
1977	#9	Penn State.....L..	17-21
1978	#12	at Maryland.....L..	12-31
1978	#20	Clemson.....L..	10-33
1978	#2	at Penn State.....L..	10-19
1978	#16	Pittsburgh.....W..	30-17
1979	#19	North Carolina.....L..	21-35
1980	#18	at South Carolina..L..	10-30
1980	#8	at North Carolina .L.	8-28

1980	#10	at Penn State.....L..	13-21
1981	#4	North Carolina.....L..	10-21
1981	#4	at Clemson.....L..	7-17
1981	#6	Penn State.....L..	15-22
1981	#11	Miami.....L.....	6-14
1982	#11	at North Carolina..L..	9-41
1982	#18	Clemson.....L.....	29-38
1982	#7	at Penn State.....L..	0-54
1983	#3	North Carolina.....L..	14-42
1983	#20	Maryland.....L.....	6-29
1984	#12	at Georgia Tech...W..	27-22
1984	#5	South Carolina.....L..	28-35
1986	#13	at Maryland.....W..	28-16
1986	#18	at North Carolina..W..	35-34
1986	#16	Clemson.....W.....	27-3
1987	#18	at Pittsburgh.....L..	0-34
1987	#7	at Clemson.....W..	30-28
1987	#19	at South Carolina..L..	0-48
1988	#9	Clemson.....W.....	10-3
1988	#17	at South Carolina..L..	7-23
1989	#25	South Carolina.....W..	20-10
1989	#24	Virginia.....L.....	9-20
1990	#2	at Virginia.....L.....	0-31
1990	#22	Clemson.....L..	17-24
1990	#23	Southern Miss....W..	31-27
1991	#23	North Carolina...W..	24-7
1991	#21	Georgia Tech.....W..	28-21
1991	#19	at Clemson.....L..	19-29
1991	#24	Virginia.....L.....	10-42
1991	#12	East Carolina.....L..	34-37
1992	#15	Iowa.....W.....	24-14
1992	#3	Florida State.....L..	13-34
1992	#23	at Georgia Tech....L..	13-16
1992	#18	Clemson.....W.....	20-6
1992	#25	Wake Forest.....W..	42-14
1992	#14	Florida.....L.....	10-27
1993	#18	North Carolina.....L..	14-35
1993	#16	Virginia.....W.....	34-29
1993	#2	at Florida State....L..	3-62
1993	#22	vs. Michigan.....L..	7-42
1994	#22	at Clemson.....W..	29-12
1994	#24	at North Carolina .L.	17-31
1994	#18	Duke.....W.....	24-23
1994	#8	Florida State.....L..	3-34
1994	#11	at Virginia.....W..	30-27
1994	#16	Mississippi State .W..	28-24
1995	#16	Virginia.....L.....	24-29
1995	#1	at Florida State....L..	17-77
1995	#16	at Alabama.....L..	11-27
1996	#3	Florida State.....L..	17-51
1996	#8	Alabama.....L.....	19-24
1996	#20	at Virginia.....L..	14-62
1996	#8	at North Carolina..L..	20-52
1997	#13	at Syracuse.....W..	32-31
1997	#19	Clemson.....L.....	17-19
1997	#25	at Georgia Tech....L..	17-27
1997	#4	North Carolina.....L..	7-20
1997	#3	at Florida State....L..	35-48
1998	#2	Florida State.....W.....	24-7
1998	#11	Syracuse.....W.....	38-17
1998	#16	at Virginia.....L..	13-23
1998	#24	Miami.....L.....	23-46
1999	#17	at Texas.....W.....	23-20
1999	#1	at Florida State....L..	11-42
1999	#7	at Georgia Tech....L..	21-48
1999	#23	at East Carolina...L..	6-23
2000	#5	at Clemson.....L..	27-34
2000	#6	Florida State.....L..	14-58
2001	#16	Clemson.....L.....	37-45
2001	#23	at Georgia Tech....L..	23-25
2001	#10	at Florida State...W..	34-28
2001	#10	Maryland.....L.....	19-23
2002	#14	Florida State.....W..	17-7
2002	#11	*Notre Dame.....W..	28-6
2003	#3	at Ohio State (3ot).L.	38-44
2003	#13	at Florida St. (2ot)L.	44-50
2004	#9	Ohio State.....L..	14-22
2004	#4	Miami.....L.....	31-45
2004	#11	Florida State.....L..	10-17
2005	#8	Virginia Tech.....L..	16-20
2005	#24	at Georgia Tech...W..	17-14
2005	#9	at Florida State...W..	20-15
2006	#20	Boston College.....W..	17-15
2006	#17	Florida State.....W..	24-20
2006	#20	Georgia Tech.....L..	23-31
2007	#21	Clemson.....L.....	20-42
2007	#21	Virginia.....W.....	29-24
2008	#15	East Carolina(ot)W..	30-24
2008	#13	South Florida.....L..	10-41

2008	#25	at North Carolina W..	41-10
2009	#24	Clemson.....L.....	23-43
2009	#16	at Virginia Tech.....L..	10-38
2009	#23	North Carolina....W..	28-27
2010	#16	Florida State.....W..	28-24
2010	#22	West Va. (Champs)W..	23-7
2011	#21	Georgia Tech.....L..	35-45
2011	#7	Clemson.....W.....	37-13
2012	#3	Florida State.....W..	17-16
2012	#11	at Clemson.....L..	48-62
2013	#3	Clemson.....L.....	14-26
2013	#3	at Florida State....L..	17-49
2014	#1	Florida State.....L..	41-56

## Pitt (59-169-6)

1936	#7	Notre Dame.....W.....	26-0
1936	#5	at Fordham.....T.....	0-0
1936	#6	at Nebraska.....W.....	19-6
1936	#5	Washington(Rose)W.....	21-0
1937	#16	Wisconsin.....W.....	21-0
1937	#12	at Notre Dame.....W..	21-6
1937	#11	Nebraska.....W.....	13-7
1937	#18	at Duke.....W.....	10-0
1938	#9	Fordham.....W..	24-13
1938	#19	Carnegie Mellon...L..	10-20
1938	#3	Duke.....L.....	0-7
1940	#11	Fordham.....L.....	12-24
1940	#11	Nebraska.....L.....	7-9
1940	#20	Penn State.....W.....	20-7
1940	#20	at Duke.....L.....	7-12
1941	#1	at Minnesota.....L..	0-39
1941	#4	Duke.....L.....	7-27
1941	#3	Fordham.....W.....	13-0
1942	#6	at Ohio State.....L..	19-59
1944	#3	at Army.....L.....	7-69
1944	#2	at Ohio State.....L..	19-54
1945	#3	Notre Dame.....L..	9-39
1945	#13	at Purdue.....L..	0-28
1945	#8	Ohio State.....L..	0-14
1945	#4	Indiana.....L.....	0-19
1946	#20	at Indiana.....L..	6-20
1946	#12	at Ohio State.....L..	13-20
1947	#2	at Michigan.....L..	0-69
1947	#5	Penn State.....L..	0-29
1948	#6	Penn State.....W.....	7-0
1949	#9	at Penn.....W.....	22-21
1949	#11	Ohio State.....L..	10-14
1949	#9	Minnesota.....L..	7-24
1950	#16	at Duke.....L.....	14-28
1950	#15	Rice.....L.....	7-14
1950	#20	at Northwestern...L..	23-28
1950	#11	Miami (Fla.).....L..	0-28
1950	#10	Michigan State.....L..	0-19
1951	#2	at Michigan State..L..	26-53
1951	#20	Ohio State.....L..	14-16
1952	#20	at Oklahoma.....L..	20-49
1952	#8	at Notre Dame.....W..	22-19
1953	#16	West Virginia.....L..	7-17
1953	#8	Oklahoma.....T.....	7-7
1953	#1	at Notre Dame.....L..	14-23
1953	#14	at Minnesota.....L..	14-35
1954	#15	at Southern Cal....L..	7-27
1954	#8	Notre Dame.....L..	0-33
1954	#9	Navy.....W.....	21-19
1954	#7	at West Virginia..W..	13-10
1954	#2	at Ohio State.....L..	0-26
1955	#5	at Oklahoma.....L..	14-26
1955	#12	at Navy.....L.....	0-21
1955	#5	at Duke.....W.....	26-7
1955	#6	West Virginia.....W..	26-7
1955	#9	vs. Ga. Tech (Sugar)L.	0-7
1956	#7	Syracuse.....W.....	14-7
1956	#8	at Minnesota.....L..	6-9
1956	#6	at Miami, Fla.....W..	14-7
1956	#4	vs. Ga. Tech (Gator)L	14-21
1957	#1	Oklahoma.....L.....	0-26
1957	#19	at Army.....L.....	13-29
1957	#7	at Notre Dame.....L..	7-13
1958	#9	at Michigan State..L..	8-22
1958	#1	Army.....T.....	14-14
1958	#14	Notre Dame.....W..	29-26
1959	#11	at Southern Cal....L..	0-23
1959	#16	TCU.....L.....	3-13
1959	#5	Syracuse.....L.....	0-35
1959	#7	Penn State.....W.....	22-7
1960	#6	Michigan State.....T.....	7-7
1960	#3	at Syracuse.....W.....	10-0
1962	#9	Penn State.....L.....	0-16

1963	#10	at Navy.....L.....	12-24
1964	#1	Notre Dame.....L..	15-17
1965	#4	Notre Dame.....L..	13-69
1965	#6	at Southern Cal....L..	0-28
1966	#4	at UCLA.....L.....	14-57
1966	#1	at Notre Dame.....L..	0-40
1967	#6	UCLA.....L.....	8-40
1967	#9	Notre Dame.....L..	0-38
1968	#16	at UCLA.....L.....	7-63
1968	#15	at Syracuse.....L..	17-50
1968	#12	at Notre Dame.....L..	7-56
1968	#3	Penn State.....L.....	9-65
1969	#17	at UCLA.....L.....	8-42
1969	#6	at Oklahoma.....L..	8-37
1969	#8	Notre Dame.....L..	7-49
1969	#4	Penn State.....L.....	7-27
1970	#16	UCLA.....L.....	15-24
1970	#2	at Notre Dame.....L..	14-46
1970	#20	at Penn State.....L..	15-35
1971	#15	at UCLA.....W.....	29-25
1971	#11	Oklahoma.....L.....	29-55
1971	#8	Notre Dame.....L..	7-56
1971	#6	Penn State.....L.....	18-55
1972	#19	Florida State.....L..	7-19
1972	#8	UCLA.....L.....	28-38
1972	#7	at Notre Dame.....L..	16-42
1972	#6	at Penn State.....L..	27-49
1973	#5	Notre Dame.....L..	10-31
1973	#6	at Penn State.....L..	13-35
1973	#10	vs. Arizona St.(Fiesta)L	7-28
1974	#18	Southern Cal.....L..	7-16
1974	#5	at Notre Dame.....L..	10-14
1974	#10	Penn State.....L.....	10-31
1975	#1	at Oklahoma.....L..	10-46
1975	#9	Notre Dame.....W..	34-20
1975	#10		



# THE ACC VS. AP RANKED OPPONENTS

1991	#20	at East Carolina.....L...	23-24
1991	#6	Penn State.....L...	20-32
1992	#13	Notre Dame.....L...	21-52
1992	#12	at Syracuse.....L...	10-41
1992	#23	Penn State.....L...	13-57
1993	#11	Ohio State.....L...	28-63
1993	#18	Louisville.....L...	7-29
1993	#4	at Notre Dame.....L...	0-44
1993	#24	Syracuse.....L...	21-24
1993	#18	at West Virginia.....L...	21-42
1993	#4	Miami (Fla.).....L...	7-35
1993	#22	Boston College.....L...	0-33
1994	#19	Texas.....L...	28-30
1994	#23	at Ohio State.....L...	3-27
1994	#21	at Syracuse.....L...	7-31
1994	#17	at Virginia Tech.....L...	7-45
1994	#5	at Miami (Fla.).....L...	12-17
1995	#15	at Texas.....L...	27-38
1995	#8	Ohio State.....L...	14-54
1995	#23	Syracuse.....L...	10-42
1996	#7	at Ohio State.....L...	0-72
1996	#10	at Miami (Fla.).....L...	0-45
1996	#14	at Notre Dame.....L...	6-60
1997	#1	at Penn State.....L...	17-34
1997	#22	Miami (Fla.).....W...	21-17
1997	#21	Syracuse.....L...	27-32
1997	#19	Virginia Tech.....W...	30-23
1997	#22	So. Miss.(Liberty).....L...	7-41
1998	#8	Penn State.....L...	13-20
1998	#21	at Virginia Tech.....L...	7-27
1998	#17	at Syracuse.....L...	28-45
1998	#22	at Miami (Fla.).....L...	10-38
1999	#2	at Penn State.....L...	17-20
1999	#18	Syracuse.....L...	17-24
1999	#3	Virginia Tech.....L...	17-30
1999	#22	Miami (Fla.).....L...	3-33
2000	#2	at Virginia Tech.....L...	34-37
2000	#2	at Miami (Fla.).....L...	7-35
2001	#1	Miami (Fla.).....L...	21-43
2001	#12	Virginia Tech.....W...	38-7
2002	#20	Texas A&M.....L...	12-14
2002	#8	at Notre Dame.....L...	6-14
2002	#3	at Virginia Tech.....W...	28-21
2002	#1	at Miami (Fla.).....L...	21-28
2002	#24	West Virginia.....L...	17-24
2003	#5	Virginia Tech.....W...	31-28
2003	#10	Miami (Fla.).....L...	14-28
2004	#24	at Notre Dame.....W...	41-38
2004	#21	West Virginia.....W...	16-13
2004	#5	vs. Utah (Fiesta).....L...	7-35
2005	#24	at Louisville.....L...	20-42
2005	#12	at West Virginia.....L...	13-45
2006	#19	Rutgers.....L...	10-20
2006	#8	West Virginia.....L...	27-45
2006	#8	Louisville.....L...	24-48
2007	#23	Cincinnati.....W...	24-17
2007	#2	at West Virginia.....W...	13-9
2008	#10	at South Florida.....W...	26-21
2008	#19	at Cincinnati.....L...	21-28
2008	#24	vs. Oregon St.(Sun).....L...	0-3
2009	#5	Cincinnati.....L...	44-45
2010	#19	Miami (Fla.).....L...	3-31
2011	#16	South Florida.....W...	44-17
2011	#23	Cincinnati.....L...	23-26
2012	#13	Virginia Tech.....W...	35-17
2012	#18	Louisville.....L...	35-45
2012	#4	at Notre Dame.....L...	26-29
2012	#21	Rutgers.....W...	27-6
2013	#11	Florida State.....L...	13-41
2013	#24	at Virginia Tech.....L...	9-19
2013	#24	Notre Dame.....W...	28-21
2014	#24	Duke (2 ot).....L...	48-51

## Syracuse (51-123-4)

1938	#7	Duke.....L...	0-21
1939	#13	at Duke.....L...	6-33
1940	#1	at Cornell.....L...	6-33
1940	#20	at Columbia.....W...	3-0
1940	#10	Georgetown.....L...	6-28
1940	#16	Penn State.....T...	13-13
1947	#9	at Penn State.....L...	0-40
1947	#19	Columbia.....L...	8-28
1948	#10	Penn State.....L...	14-34
1948	#13	Cornell.....L...	7-34
1948	#10	at Northwestern.....L...	0-48
1949	#7	at Cornell.....L...	7-33
1950	#16	Cornell.....L...	7-26
1951	#20	at Cornell.....L...	14-21

1951	#7	Illinois.....L...	20-41
1952	#1	at Michigan State.....L...	7-48
1952	#15	Penn State.....W...	25-7
1952	#9	Alabama (Orange).....L...	6-61
1953	#7	Illinois.....L...	13-20
1954	#10	Penn State.....L...	0-13
1955	#7	Pittsburgh.....L...	12-22
1955	#18	at Army.....W...	13-0
1955	#2	Maryland.....L...	13-34
1955	#13	at Holy Cross.....W...	49-9
1955	#13	at West Virginia.....W...	20-13
1956	#6	at Maryland.....L...	26-12
1956	#10	at Pittsburgh.....L...	7-14
1956	#20	West Virginia.....W...	27-20
1956	#12	Penn State.....W...	13-9
1956	#14	TCU (Cotton).....L...	27-28
1958	#12	Pittsburgh.....W...	16-13
1958	#5	Oklahoma(Orange).....L...	6-21
1959	#7	at Penn State.....W...	20-18
1959	#17	at UCLA.....W...	36-8
1959	#4	Texas (Cotton).....W...	23-14
1960	#5	at Kansas.....W...	14-7
1960	#20	Penn State.....W...	21-15
1961	#13	at Maryland.....L...	21-22
1961	#24	at Notre Dame.....L...	15-17
1961	#25	Miami (F) (Liberty).....W...	15-14
1962	#14	at Army.....L...	2-9
1962	#14	Boston College.....W...	12-0
1963	#10	Pittsburgh.....L...	27-35
1964	#7	LSU (Sugar).....L...	10-13
1966	#2	UCLA.....L...	12-31
1967	#4	at UCLA.....W...	32-14
1968	#9	UCLA.....W...	20-7
1968	#11	at California.....L...	0-43
1968	#3	at Penn State.....L...	12-30
1969	#5	Penn State.....L...	14-15
1970	#15	Pittsburgh.....W...	43-13
1971	#9	Penn State.....L...	0-31
1972	#12	at Penn State.....L...	0-17
1973	#5	Penn State.....L...	6-49
1974	#13	NC State.....L...	22-28
1974	#11	at Penn State.....L...	14-30
1975	#9	Penn State.....L...	7-19
1976	#8	Maryland.....L...	28-42
1976	#2	Pittsburgh.....L...	13-23
1977	#10	Penn State.....L...	24-31
1977	#14	Pittsburgh.....L...	21-28
1978	#17	Florida State.....L...	0-28
1978	#10	Maryland.....L...	9-24
1978	#2	at Penn State.....L...	15-45
1978	#19	Pittsburgh.....L...	17-18
1978	#18	Navy.....W...	20-17
1979	#12	at Pittsburgh.....L...	21-28
1980	#1	Ohio State.....L...	21-31
1980	#12	at Penn State.....L...	7-24
1980	#11	Pittsburgh.....L...	6-43
1981	#2	Penn State.....L...	16-41
1981	#2	at Pittsburgh.....L...	10-23
1982	#8	at Penn State.....L...	7-28
1982	#2	Pittsburgh.....L...	0-14
1982	#16	at West Virginia.....L...	0-26
1983	#1	at Nebraska.....L...	7-63
1983	#16	Maryland.....L...	13-34
1983	#13	Boston College.....W...	21-10
1983	#14	West Virginia.....W...	27-16
1984	#1	Nebraska.....W...	17-9
1984	#19	at Penn State.....L...	3-21
1984	#13	at Boston College.....L...	16-24
1985	#6	Penn State.....L...	20-24
1985	#20	Maryland (Cherry).....L...	18-35
1986	#6	at Penn State.....L...	3-42
1987	#10	Penn State.....W...	48-21
1987	#6	Auburn (Sugar).....T...	16-16
1988	#4	at West Virginia.....L...	9-31
1988	#16	LSU (HOF).....W...	23-10
1989	#22	Florida State.....L...	10-41
1989	#23	Penn State.....L...	12-34
1989	#17	West Virginia.....L...	17-24
1990	#9	Southern Cal(Mea).....L...	16-34
1990	#19	Michigan State.....T...	23-23
1990	#25	Pittsburgh.....T...	20-20
1990	#2	at Miami (Fla.).....L...	7-33
1991	#5	Florida.....W...	38-21
1991	#1	at Florida State.....L...	14-46
1991	#20	Pittsburgh.....W...	31-27
1991	#25	Ohio State (HOF).....W...	24-17
1992	#21	Ohio State.....L...	12-35
1992	#24	at West Virginia.....W...	20-17
1992	#17	at Boston College.....W...	27-10

1992	#8	Miami (Fla.).....L...	10-16
1992	#6	Colorado (Fiesta).....W...	26-22
1993	#6	at Miami (Fla.).....L...	0-49
1993	#13	West Virginia.....L...	0-43
1994	#16	Oklahoma.....L...	29-30
1994	#14	Virginia Tech.....W...	28-20
1994	#5	Miami (Fla.).....L...	6-27
1994	#25	at Boston College.....L...	0-31
1995	#20	at North Carolina.....W...	20-9
1995	#25	at Miami (Fla.).....L...	24-35
1995	#23	Clemson (Gator).....W...	41-0
1996	#24	North Carolina.....L...	10-27
1996	#18	Virginia Tech.....W...	52-21
1996	#18	at West Virginia.....W...	30-7
1996	#22	Army.....W...	42-17
1996	#23	Miami (Fla.).....L...	31-38
1997	#24	Wisconsin (Mea).....W...	34-0
1997	#22	at Virginia Tech.....L...	3-31
1997	#17	West Virginia.....W...	40-10
1997	#10	Kansas St. (Fiesta).....L...	18-35
1998	#10	Tennessee.....L...	33-34
1998	#13	at Michigan.....W...	38-28
1998	#16	Virginia Tech.....W...	28-26
1998	#19	Miami (Fla.).....W...	66-13
1998	#7	Florida (Orange).....L...	10-31
1999	#6	Michigan.....L...	13-18
1999	#4	at Virginia Tech.....L...	0-62
2000	#2	Virginia Tech.....L...	14-22
2000	#2	Miami (Fla.).....L...	0-26
2001	#10	Georgia Tech(Mea).....L...	7-13
2001	#8	at Tennessee.....L...	9-33
2001	#5	at Virginia Tech.....W...	22-14
2001	#1	at Miami (Fla.).....L...	0-59
2001	#25	Boston College.....W...	39-28
2002	#8	Virginia Tech (3ot).....W...	50-42
2002	#1	Miami (Fla.).....L...	7-49
2003	#4	at Virginia Tech.....L...	7-51
2003	#14	at Miami (Fla.).....L...	10-17
2003	#25	West Virginia.....L...	23-34
2004	#24	at Purdue.....L...	0-51
2004	#13	at Virginia.....L...	10-31
2004	#8	Florida State.....L...	13-17
2004	#15	at West Virginia.....L...	6-27
2004	#17	at Boston College.....W...	43-17
2005	#25	Virginia.....L...	24-27
2005	#6	at Florida State.....L...	14-38
2005	#6	at Notre Dame.....L...	10-34
2005	#17	at Louisville.....L...	17-41
2006	#14	Iowa.....(2 ot)L...	13-20
2006	#4	at West Virginia.....L...	17-41
2006	#6	Louisville.....L...	13-28
2006	#15	at Rutgers.....L...	7-38
2007	#18	at Louisville.....W...	38-35
2007	#13	West Virginia.....L...	14-55
2007	#25	at Connecticut.....L...	7-30
2007	#24	Cincinnati.....L...	31-52
2008	#17	Penn State.....L...	13-55
2008	#19	at South Florida.....L...	13-45
2008	#16	at Cincinnati.....L...	10-30
2009	#7	at Penn State.....L...	7-28
2009	#5	Cincinnati.....L...	7-28
2009	#14	at Pittsburgh.....L...	10-37
2009	#25	Rutgers.....W...	31-13
2010	#20	at West Virginia.....W...	19-14
2011	#11	West Virginia.....W...	49-23
2012	#2	Southern Cal (MetL).....L...	29-42
2012	#20	at Rutgers.....L...	15-23
2012	#11	Louisville.....W...	45-26
2013	#19	at Northwestern.....L...	27-48
2013	#3	Clemson.....L...	14-49
2013	#2	at Florida State.....L...	3-59
2014	#8	Notre Dame (Mea).....L...	15-31
2014	#1	Florida State.....L...	20-38
2014	#21	at Clemson.....L...	6-16
2014	#22	Duke.....L...	10-27

## Virginia (36-123-3)

1937	#19	North Carolina.....L...	0-40
1939	#16	North Carolina.....L...	0-19
1940	#5	Tennessee.....L...	14-41
1943	#7	Duke.....L...	0-49
1944	#2	Carolina Pre-Flight.....T...	13-13
1946	#6	Penn.....L...	0-40
1946	#11	North Carolina.....L...	14-49
1947	#4	Penn.....L...	7-19
1947	#10	North Carolina.....L...	7-40
1948	#4	North Carolina.....L...	12-34
1949	#20	Penn.....W...	26-14

1949	#19	North Carolina.....L...	7-14
1949	#19	Duke.....L...	14-28
1952	#6	Duke.....L...	7-21
1953	#13	Duke.....L...	6-48
1954	#12	at Penn State.....L...	7-34
1954	#14	Virginia Tech.....L...	0-6
1954	#9	at Army.....L...	20-21
1954	#12	West Virginia.....L...	10-14
1956	#20	South Carolina.....L...	13-27
1956	#16	Virginia Tech.....L...	7-14
1956	#15	Navy.....L...	7-34
1957	#7	at Duke.....L...	0-40
1957	#9	Army.....L...	12-20
1958	#18	at Clemson.....L...	15-20
1958	#1	at Army.....L...	6-35
1958	#15	North Carolina.....L...	0-42
1959	#5	Clemson.....L...	0-47
1959	#19	at Florida.....L...	10-55
1960	#8	at Clemson.....L...	7-21
1960	#8	at Navy.....L...	6-41
1966	#5	at Georgia Tech.....L...	12-13
1967	#4	NC State.....L...	8-30
1968	#1	at Purdue.....L...	7-44
1971	#4	at Michigan.....L...	0-55
1971	#20	Duke.....L...	0-28
1972	#18	at North Carolina.....L...	3-18
1973	#17	at NC State.....L...	23-43
1973	#20	at Missouri.....L...	7-31
1974	#11	NC State.....L...	21-22
1974	#11	Maryland.....L...	0-10
1975	#20	at Maryland.....L...	24-62
1976	#6	Maryland.....L...	0-28
1977	#18	at Texas.....L...	0-68
1977	#19	North Carolina.....L...	14-35
1978	#13	Maryland.....L...	7-17
1979	#19	at NC State.....L...	27-31
1979	#20	at Navy.....L...	10-17
1980	#15	at North Carolina.....L...	3-26
1981	#9		

# THE ACC VS. AP RANKED OPPONENTS



1997	#3	Florida State.....L...	21-47
1998	#17	at Auburn.....W.....	19-0
1998	#25	at Georgia Tech.....L...	38-41
1998	#6	at Florida State.....L...	14-45
1998	#20	at Virginia Tech....W...	36-32
1998	#19	Georgia.....L.....	33-35
1999	#17	at BYU.....W.....	45-40
1999	#8	Virginia Tech.....L.....	7-31
1999	#1	Florida State.....L...	10-35
1999	#7	Georgia Tech.....W...	45-38
2000	#11	Clemson.....L.....	10-31
2000	#6	at Florida State.....L...	3-37
2000	#24	at Georgia Tech.....L...	0-35
2000	#6	at Virginia Tech.....L...	21-42
2001	#22	at Wisconsin.....L...	17-26
2001	#19	at Clemson.....W...	26-24
2001	#25	at Maryland.....L...	21-41
2001	#21	Florida State.....L...	7-43
2001	#20	Georgia Tech.....W...	39-38
2001	#18	Virginia Tech.....L...	17-31
2002	#5	at Florida State.....L...	19-40
2002	#22	South Carolina....W...	34-21
2002	#19	at Penn State.....L...	14-35
2002	#22	NC State.....W.....	14-9
2002	#18	Maryland.....W.....	48-13
2002	#22	at Virginia Tech.....L...	9-21
2002	#15	*W. Va. (Continental)W	48-22
2003	#7	Florida State.....L...	14-19
2003	#21	Virginia Tech.....W...	35-21
2004	#7	at Florida State.....L...	3-36
2004	#18	Miami.....L.....	21-31
2004	#11	at Virginia Tech....L...	10-24
2004	#22	*Fresno St (MPC)(ot)L	34-37
2005	#18	at Boston College..L...	17-28
2005	#4	Florida State.....W...	26-21
2005	#24	Georgia Tech.....W...	27-17
2005	#7	Virginia Tech.....L...	14-52
2005	#10	at Miami.....W.....	17-25
2006	#17	Virginia Tech.....L...	7-17
2007	#21	Wake Forest.....W...	17-16
2007	#8	Virginia Tech.....L...	21-33
2008	#3	USC.....L.....	7-52
2008	#18	North Carolina (ot)W	16-13
2008	#21	at Georgia Tech....W...	24-17
2009	#16	TCU.....L.....	14-30
2009	#11	Georgia Tech.....L...	9-34
2009	#16	at Miami.....W.....	17-52
2009	#18	at Clemson.....L...	21-34
2009	#14	Virginia Tech.....L...	13-42
2010	#16	at Southern Cal....L...	14-17
2010	#22	Miami.....W.....	24-19
2010	#13	at Virginia Tech....L...	7-37
2011	#12	Georgia Tech.....W...	24-21
2011	#23	at Florida State...W...	14-13
2011	#6	Virginia Tech.....L...	0-38
2012	#17	at TCU.....L.....	7-27
2013	#2	Oregon.....L.....	10-59
2013	#9	Clemson.....L.....	10-59
2014	#7	UCLA.....L.....	20-28
2014	#21	Louisville.....W...	23-21
2014	#21	at BYU.....L.....	21-23
2014	#2	at Florida State.....L...	20-34

## Virginia Tech (52-83-2)

1946	#12	NC State.....W.....	14-6
1947	#7	Army.....L.....	19-21
1948	#16	*Duke.....L.....	0-7
1948	#5	at Army.....L.....	7-49
1952	#16	*Virginia.....L.....	0-42
1952	#18	at Alabama.....L...	0-33
1953	#7	*West Virginia.....L...	7-12
1956	#20	*NC State.....W...	35-6
1956	#13	at Clemson.....L...	6-21
1957	#19	*NC State.....L...	0-12
1957	#17	*VMI.....L.....	6-14
1960	#7	at Clemson.....L...	7-13
1964	#10	Florida State.....W...	20-11
1966	#9	*Miami.....L.....	7-14
1968	#7	*Alabama.....L...	7-14
1968	#12	at Miami.....L...	8-13
1968	#18	at Florida State...W...	40-22
1969	#15	Alabama.....L...	13-17
1971	#18	at Houston.....L...	29-56
1972	#17	at Florida State.....L...	15-27
1972	#19	Oklahoma State..W...	34-32
1972	#2	at Alabama.....L...	13-52
1973	#14	at Houston.....L...	27-54
1973	#2	at Alabama.....L...	6-77

1976	#14	at Texas A&M.....L...	0-19
1977	#7	Texas A&M.....L...	6-27
1977	#7	at Kentucky.....L...	0-32
1977	#15	Florida State.....L...	21-23
1978	#3	at Alabama.....L...	0-35
1979	#12	Florida State.....L...	10-17
1979	#1	at Alabama.....L...	7-31
1980	#3	at Florida State.....L...	7-31
1980	#20	*Miami.....L.....	10-20
1981	#12	at Miami.....L...	14-21
1982	#15	Miami.....L.....	8-14
1982	#13	West Virginia.....L...	6-16
1983	#4	at West Virginia.....L...	0-13
1985	#2	at Florida.....L...	18-35
1986	#18	*NC State.....W...	25-24
1987	#10	Clemson.....L...	10-22
1987	#3	at Miami.....L...	13-27
1988	#4	at Clemson.....L...	7-40
1988	#7	West Virginia.....L...	10-22
1988	#8	South Carolina.....L...	24-26
1988	#5	at Florida State.....L...	14-41
1989	#7	Clemson.....L...	7-27
1989	#9	at West Virginia..W...	12-10
1989	#19	Florida State.....L...	7-41
1989	#18	at Virginia.....L...	25-32
1990	#2	at Florida State.....L...	28-39
1990	#7	at Georgia Tech....L...	3-6
1990	#17	Virginia.....W.....	38-13
1991	#6	at Oklahoma.....L...	17-27
1991	#1	*Florida State.....L...	20-33
1991	#14	East Carolina.....L...	17-24
1991	#20	at Virginia.....L...	0-38
1992	#21	NC State.....T...	13-13
1992	#1	Miami.....L.....	24-43
1992	#10	at Syracuse.....L...	9-28
1993	#3	at Miami.....L...	2-21
1993	#25	at West Virginia...L...	13-14
1993	#23	at Virginia.....W...	20-17
1993	#21	*Indiana.....W...	45-20
1994	#6	at Miami.....L...	3-24
1994	#16	Virginia.....L...	23-45
1995	#17	Miami.....W.....	13-7
1995	#20	Syracuse.....W...	31-7
1995	#13	at Virginia.....W...	36-29
1995	#9	*Texas.....W...	28-10
1996	#18	at Miami.....W...	21-7
1996	#23	West Virginia.....W...	31-14
1996	#20	Virginia.....W...	26-9
1996	#6	*Nebraska.....L...	21-41
1997	#21	at West Virginia...L...	17-30
1997	#7	*North Carolina...L...	3-42
1998	#21	West Virginia.....W...	27-13
1998	#16	Virginia.....L...	32-36
1999	#24	at Virginia.....W...	31-7
1999	#16	Syracuse.....W...	62-0
1999	#19	Miami.....W...	43-10
1999	#22	Boston College....W...	38-14
2000	#1	*Florida State.....L...	29-46
2000	#3	at Miami.....L...	21-41
2000	#16	*Clemson.....W...	41-20
2001	#1	Miami.....L.....	24-26
2001	#24	*Florida State.....L...	17-30
2002	#14	LSU.....W.....	26-9
2002	#16	Marshall.....W...	47-21
2002	#19	at Texas A&M.....W...	13-3
2002	#1	at Miami.....L...	45-56
2003	#20	Texas A&M.....W...	35-19
2003	#2	Miami.....W.....	31-7
2003	#25	Pittsburgh.....L...	28-31
2004	#1	vs. Southern Cal...L...	13-24
2004	#6	West Virginia.....W...	19-13
2004	#16	Virginia.....W...	24-10
2004	#9	at Miami.....W...	16-10
2004	#2	Auburn (Sugar)....L...	13-16
2005	#15	Georgia Tech.....W...	51-7
2005	#13	Boston College....W...	30-10
2005	#19	Miami.....L.....	7-27
2005	#15	Louisville (Gator)W	35-24
2006	#24	Georgia Tech.....L...	27-38
2006	#10	Clemson.....W...	24-7
2006	#14	at Wake Forest....W...	27-6
2007	#2	at LSU.....L.....	7-48
2007	#22	at Clemson.....W...	41-23
2007	#2	Boston College....L...	10-14
2007	#16	at Virginia.....W...	33-21
2007	#6	*Boston College (ACC)W	30-16
2007	#8	*Kansas (Orange).L...	21-24
2008	#24	at Florida State.....L...	20-30
2008	#23	Maryland.....W...	23-13

2008	#18	*Boston College(ACC)W...	30-12
2009	#12	*Cincinnati (Orange)W	20-7
2009	#5	*Alabama (Atl).....L...	24-34
2009	#19	Nebraska.....W...	19-18
2009	#9	Miami.....W.....	31-7
2009	#19	at Georgia Tech.....L...	23-28
2010	#3	Boise St. (Landover).L...	30-33
2010	#23	NC State.....W...	40-31
2010	#24	at Miami.....W...	31-17
2010	#20	Florida State(ACC).W...	44-33
2010	#5	Stanford (Orange)...L...	12-40
2011	#13	Clemson.....L...	3-23
2011	#20	at Georgia Tech...W...	37-26
2011	#24	at Virginia.....W...	38-0
2011	#21	*Clemson (ACC)...L...	10-38
2011	#13	*Michigan (Sugar)L20-23ot	
2012	#14	at Clemson.....L...	17-38
2012	#8	Florida State.....L...	22-28
2013	#1	Alabama (GDome).L...	10-35
2013	#14	at Miami.....W...	42-24
2013	#17	UCLA (Sun).....L...	12-42
2014	#8	at Ohio State.....W...	35-21
2014	#19	at Duke.....W...	17-16

## Wake Forest (20-123-1)

1936	#15	Duke.....L.....	0-20
1937	#11	Duke.....L.....	0-67
1938	#9	Duke.....L.....	0-7
1939	#13	Duke.....L.....	0-6
1942	#10	Boston College.....L...	0-27
1944	#20	Duke.....L.....	0-34
1945	#13	Duke.....L.....	19-26
1945	#16	Clemson.....W...	13-6
1946	#4	Tennessee.....W...	19-6
1946	#15	North Carolina....L...	14-26
1947	#19	North Carolina....W...	19-7
1947	#15	Duke.....L.....	6-13
1948	#2	North Carolina....L...	9-26
1948	#10	Clemson.....L...	14-21
1949	#6	North Carolina....L...	14-28
1949	#16	Duke.....W...	27-7
1950	#16	Clemson.....L...	12-13
1951	#10	Baylor.....L...	0-42
1952	#14	Villanova.....L...	0-20
1953	#10	at Duke.....L...	0-19
1953	#15	South Carolina....W...	19-13
1954	#13	Maryland.....T...	13-13
1955	#13	at West Virginia...L...	0-46
1955	#1	at Maryland.....L...	7-28
1955	#20	at Duke.....L...	0-14
1957	#5	at Duke.....L...	7-34
1957	#10	at NC State.....L...	0-19
1958	#19	at Clemson.....L...	12-14
1958	#2	at Auburn.....L...	7-21
1958	#16	at South Carolina..L...	7-24
1959	#19	at Clemson.....L...	31-33
1960	#9	Clemson.....L...	7-28
1960	#7	Duke.....L.....	7-34
1967	#3	at Houston.....L...	6-50
1967	#5	at NC State.....L...	7-24
1968	#5	at Purdue.....L...	27-28
1969	#20	at Auburn.....L...	0-57
1970	#9	at Nebraska.....L...	12-36
1970	#9	Tennessee.....L...	7-41
1972	#5	at Tennessee.....L...	6-45
1973	#13	Texas.....L.....	0-41
1973	#16	at NC State.....L...	13-52
1974	#18	NC State.....L...	15-33
1974	#2	at Oklahoma.....L...	0-63
1974	#15	at Penn State.....L...	0-55
1974	#18	at Maryland.....L...	0-47
1975	#15	at NC State.....W...	30-22
1975	#19	Maryland.....L...	0-27
1976	#1	at Michigan.....L...	0-31
1976	#5	at Maryland.....L...	15-17
1976	#20	at South Carolina.W...	10-7
1977	#16	at Clemson.....L...	0-26
1978	#10	at Louisiana State..L...	11-13
1978	#6	at Maryland.....L...	0-39
1978	#16	Clemson.....L...	6-51
1979	#12	at Georgia.....W...	22-21
1979	#16	at NC State.....L...	14-17
1979	#14	at North Carolina.W...	24-19
1979	#13	Auburn.....W...	42-38
1980	#8	North Carolina....L...	9-27
1980	#14	at South Carolina..L...	38-39
1981	#5	at North Carolina..L...	10-48
1981	#3	at Clemson.....L...	24-82

1982	#12	North Carolina.....L...	7-24
1982	#10	Clemson.....L...	17-21
1983	#4	at North Carolina..L...	10-30
1983	#16	Maryland.....L...	33-36
1985	#16	at Tennessee.....L...	29-31
1987	#14	at Clemson.....L...	17-31
1987	#14	South Carolina....L...	0-30
1988	#19	at Michigan.....L...	9-19
1988	#15	Clemson.....L...	21-38
1989	#19	NC State.....L...	17-27
1989	#22	at Clemson.....L...	10-44
1990	#1	Virginia.....L...	14-49
1990	#19	Clemson.....L...	6-24
1990	#4	Georgia Tech.....L...	7-42
1991	#16	at Clemson.....L...	10-28
1992	#3	at Florida State.....L...	7-31
1992	#14	Virginia.....L...	17-35
1992	#13	at NC State.....L...	14-42
1993	#18	NC State.....L...	16-34
1993	#15	at North Carolina..L...	35-45
1993	#1	at Florida State.....L...	0-54
1993	#21	at Virginia.....L...	9-21
1994	#3	Florida State.....L...	14-56
1994	#20	Duke.....L.....	26-51
1995	#11	at Virginia.....L...	17-35
1995	#1	at Florida State.....L...	13-72
1996	#13	Northwestern.....W...	28-27
1996	#20	Virginia.....L...	7-42
1996	#15	North Carolina..L...	6-45
1996	#3	Florida State.....L...	7-44
1997	#21	Northwestern.....W...	27-20
1997	#5	at North Carolina..L...	12-30
1997	#2	at Florida State.....L...	7-58
1998	#14	Virginia.....L...	17-38
1998	#5	Florida State.....L...	7-24
1998	#21	Georgia Tech.....L...	35-63
1999	#25	NC State.....W...	31-7
1999	#1	Florida State.....L...	10-33
1999	#14	at Georgia Tech...W...	26-23
2000	#16	at Clemson.....L...	7-55
2000	#3	Florida State.....L...	6-35
2001	#18	at Florida State.....L...	24-48
2002	#19	at NC State.....L...	13-32
2002	#18	Florida State.....L...	21-34
2002	#25	at Maryland.....L...	14-32
2003	#14	NC State.....W...	38-24
2003	#6	at Florida State.....L...	24-48
2004	#15	at Clemson (2ot)...L...	30-37
2004	#5	Florida State.....L...	17-20
2004	#12	at Miami.....L...	7-52

# 2015 ATLANTIC COAST CONFERENCE FOOTBALL SCHEDULE

2015 FOOTBALL	BOSTON COLLEGE	GLEMSON	DUKE	FLORIDA STATE	GEORGIA TECH	LOUISVILLE	MIAMI	NORTH CAROLINA	NC STATE	PITT	SYRACUSE	VIRGINIA	VIRGINIA TECH	WAKE FOREST
SEPT. 5	Maine ESPN3 1 pm	Wofford ACC Network 12:30 pm	(Sept. 3) at Tulane CBS5N 9:30 pm	Texas State ESPNNews 8 pm	(Sept. 3) Alcorn State RSN 7:30 pm	Auburn (CFA Kickoff, Gs. Dome) CBS, 3:30 pm	Bethune-Cookman ESPN3 6 pm	(Sept. 3 Charlotte) South Carolina ESPN 6 pm	Troy ESPN3 6 pm	Youngstown State ESPN3 1 pm	(Sept. 4) Rhode Island ESPN3 7 pm	at UCLA FOX 3:30 pm	(Sept. 7) Ohio State ESPN 8 pm	(Sept. 3) Elon ESPN3 7 pm
SEPT. 12	Howard ESPN3 1 pm	Appalachian State ESPN3 12:30 pm	North Carolina Central ESPN3 6 pm	South Florida ESPN 11:30 am	Tulane RSN 3:30 pm	Houston RSN Noon	(Sept. 11) at FAU Fox Sports 1 8 pm	North Carolina A&T ESPN3 6 pm	Eastern Kentucky ESPN3 6 pm	at Akron ESPN3 6 pm	Wake Forest ACC Network 12:30 pm	Notre Dame ABC 3:30 pm	Furman ESPN3 3:30 pm	at Syracuse ACC Network 12:30 pm
SEPT. 19	(Sept. 18) Florida State ESPN 8 pm	(Sept. 17) at Louisville ESPN 7:30 pm	Northwestern ACC Network 12:30 pm	(Sept. 18) at Boston College ESPN, 8 pm	at Notre Dame NBC 3:30 pm	(Sept. 17) Clemson ESPN 7:30 pm	Nebraska ABC/ESPN2 3:30 pm	Illinois ABC/ESPN/ESPN2 Noon	at Old Dominion ASN, 7 pm	at Iowa Big Ten Network 8 pm	Central Michigan RSN 12:30 pm	William & Mary ESPN3 3:30 pm	at Purdue ESPN 3:30 pm	at Army CBS5N Noon
SEPT. 26	Northern Illinois	OPEN	Georgia Tech	OPEN	at Duke	Samford	OPEN	Delaware	at South Alabama	OPEN	LSU	(Sept. 26) Boise State ESPN, 8 pm	at East Carolina	Indiana
OCT. 3	at Duke	Notre Dame	Boston College	at Wake Forest	North Carolina	at NC State	(Oct. 1) at Cincinnati ESPN 7:30 pm	at Georgia Tech	Louisville	at Virginia Tech	OPEN	OPEN	Pitt	Florida State
OCT. 10	Wake Forest	Georgia Tech	at Army CBS5N Noon	Miami	at Clemson	OPEN	at Florida State	OPEN	(Oct. 9) at Virginia Tech ESPN 8 pm	Virginia	at South Florida	at Pitt	(Oct. 9) NC State ESPN 8:00 pm	at Boston College
OCT. 17	at Clemson	Boston College	OPEN	Louisville	Pitt	at Florida State	Virginia Tech	Wake Forest	OPEN	at Georgia Tech	at Virginia	Syracuse	at Miami	at North Carolina
OCT. 24	at Louisville	at Miami	at Virginia Tech	at Georgia Tech	Florida State	Boston College	Clemson	Virginia	at Wake Forest	at Syracuse	Pitt	at North Carolina	Duke	NC State
OCT. 31	Virginia Tech	at NC State	Miami	Syracuse	at Virginia	(Oct. 30) at Wake Forest ESPN2 7 pm	at Duke	(Oct. 29) at Pitt ESPN 7 pm	Clemson	(Oct. 29) North Carolina ESPN 7 pm	at Florida State	Georgia Tech	at Boston College	(Oct. 30) Louisville ESPN2 7 pm
NOV. 7	NC State	Florida State	at North Carolina	at Clemson	OPEN	Syracuse	Virginia	Duke	at Boston College	Notre Dame	at Louisville	at Miami	OPEN	OPEN
NOV. 14	Open	at Syracuse	Pitt	NC State	(Nov. 12) Virginia Tech ESPN 7:30 pm	Virginia	at North Carolina	Miami	at Florida State	at Duke	Clemson	at Louisville	(Nov. 12) at Georgia Tech ESPN 7:30 pm	at Notre Dame 3:30 PM
NOV. 21	(Fenway Park) at Notre Dame 7:30 PM	Wake Forest	at Virginia	Chattanooga	at Miami	at Pitt	Georgia Tech	at Virginia Tech	Syracuse	Louisville	at NC State	Duke	North Carolina	at Clemson
NOV. 28	at Syracuse	at South Carolina	at Wake Forest	at Florida	Georgia	at Kentucky	(Nov. 27) at Pitt ABC/ESPN TBA	at NC State	North Carolina	(Nov. 27) Miami ABC/ESPN TBA	Boston College	Virginia Tech	at Virginia	Duke

DECEMBER 5 | 11TH ANNUAL DR PEPPER ACC FOOTBALL CHAMPIONSHIP GAME | BANK OF AMERICA STADIUM | CHARLOTTE, NC | ESPN (7:45 PM) OR ABC (8 PM)

\*ALL TIMES EASTERN