



CALIFORNIA

Cal

2015 FOOTBALL INFORMATION GUIDE

CALIFORNIA FOOTBALL TRADITIONS



BIG C

The Big C has stood proud on Charter Hill above California Memorial Stadium since 1905.



BIG GAME

The Big Game held annually between Cal and Stanford is tied for the sixth-longest active running series in college football and tied for the ninth-longest series overall with the 118th edition to be played at Stanford Stadium in 2015. The Stanford Axe is a trophy awarded to the winner.



BLUE & GOLD

The official colors of the University of California were established at Berkeley in 1868 and chosen by the University's founders. Cal teams have donned the blue and gold since 1882.



CAL BAND

The California Marching Band has been a tradition and one of the best bands in the nation for 125 years.



CAL SPIRIT GROUPS

Cal Spirit groups are responsible for promoting all spirit-related activities at home events with the Rally Committee the oldest student group on campus.



CAL STUDENTS

The Cal student section is at the 50-yard line and among the loudest, most boisterous and enthusiastic in the nation.



CALIFORNIA LETTERMAN'S CLUB

The California Letterman's Club serves as the football alumni association and was formerly known as the Sons of California.



CALIFORNIA VICTORY CANNON

The California Victory Cannon presented by the Rally Committee in 1963 is fired at the beginning of every home game, each time the Golden Bears score and after every home win.



CARD STUNTS

The Cal student section is credited with establishing card stunt performances beginning with the 1910 Big Game, a rugby match between Cal and Stanford.



GOLDEN BEARS

The Cal track and field team carried a blue silk banner emblazoned with a golden grizzly bear, the symbol of the state of California, on a historic eight-meet tour throughout the Midwest and East in 1895 that many historians credit for putting Cal Athletics on the national scene. Professor Charles Mills Gayley was inspired to write the song "The Golden Bear" and Cal athletic teams have been known as the Golden Bears ever since.




MARCH TO VICTORY

Cal began a new tradition in 2002 with March To Victory, a human tunnel comprised of fans and the Spirit Groups who greet the team upon their arrival outside of California Memorial Stadium.



OSKI

Oski has been Cal's official mascot since 1941.



PAPPY'S BOYS

Pappy's Boys is an organization of more than 500 former Cal football players who played under legendary coach Lynn "Pappy" Waldorf. The group has raised funds for three of the most recent statutory additions to campus – Waldorf kneeling near Faculty Glade, a giant grizzly bear by California Memorial Stadium and the most recent earlier this year with the installation of the Pappy's Boys Bench outside of Gate 4.



SONGS OF CAL

The two songs regularly heard during Cal football games are "Big C" and "Hail to California".



THE PLAY

The Play was a five-lateral, 57-yard kickoff return with no time remaining that lifted Cal to a 25-20 victory in the 1982 Big Game and considered by many to be the most famous play in the history of college football.

*Additional info. on Cal football traditions on pg. 196-197.

QUICK FACTS

UNIVERSITY INFORMATION

Location Berkeley, CA 94720
 Founded 1868
 Enrollment 37,581
 Chancellor Nicholas Dirks
 Faculty Representative Bob Jacobsen

ATHLETICS INFORMATION

Director of Athletics Michael Williams
 Associate AD, Facilities, Operations & Events
 Management/Football Administrator Chris Pezman
 Colors Blue (282) and Gold (123)
 Conference Pac-12
 Nickname Golden Bears
 Facebook CalAthletics
 Instagram CalAthletics
 Twitter CalAthletics
 Website CalBears.com
 Mascot Oski

FOOTBALL INFORMATION

Address
 2227 Piedmont Avenue, Berkeley, CA 94720
 Phone 510-642-3851
 Fax 510-643-9336
 Facebook CalAthletics
 Instagram Cal_Football
 Twitter @CalFootball/@CalCoachDykes
 Stadium
 Kabam Field at California Memorial Stadium
 Capacity 62,467
 Surface Matrix Turf
 2014 Record 5-7
 2014 Pac-12 Record (Finish) 3-6 (4th, North)
 2014 Postseason None
 Last Postseason
 2011 – Holiday Bowl (Texas 21, Cal 10)
 2014 Final Ranking None
 Players w/2014 Starting Exp. Ret. 34 (228 Starts)
 Offense 16 (111 Starts)
 Defense 17 (105 Starts)
 Specialists 1 (12 Starts)
 Players/Letterwinners Returning 88/53
 Offense 42/22
 Defense 41/30
 Specialists 5/1

Career Games Played/Starts 978/395
 Offense 437/191
 Defense 501/168
 Specialists 40/36
 Newcomers 42
 Offense 17
 Defense 20
 Specialists 5
 Players with 2014 Starting Exp. Lost 11 (74 Starts)
 Offense 5 (34 Starts)
 Defense 5 (28 Starts)
 Specialists 1 (12 Starts)
 Players/Letterwinners Lost 29/21
 Offense 15/9
 Defense 12/10
 Specialists 2/2

COACHING STAFF

Head Coach Sonny Dykes
 Alma Mater, Year Texas Tech, 1993
 Overall Record (Seasons) 28-33, .459 (5)
 Cal Record (Seasons) 6-18, .250 (2)
 Offensive Coordinator/QBs/RBs Tony Franklin
 Defensive Coordinator Art Kaufman
 Defensive Backs Greg Burns
 Linebackers Garret Chachere
 Run Game Coord./Offensive Line Brandon Jones
 Inside Receivers Jacob Peeler
 Defensive Line Fred Tate
 Asst HC/Special Teams Coord Mark Tommerdahl
 Head Strength and Conditioning Coach
 Damon Harrington

FOOTBALL SUPPORT STAFF

Quality Control, Defense Carlos Alvarado
 Team Physician Dr. Casey Batten
 Recruiting Assistant Austin Clark
 Director of Career Development Ron Coccimiglio
 Asst. Strength & Conditioning Coach Cheryl Cox
 Director, Football Technology Matt Fox
 Graduate Assistant, Defense Colin Fry
 Academic Advisor Aaron Giacosa
 Student-Athlete Development Advisor Tarik Glenn
 Learning Specialist Gina Goldblatt
 Graduate Assistant, Offense David Gru

Asst. Strength & Conditioning Coach
 Joshua Heidegger
 Graduate Assistant, Offense Spencer Hagan
 Learning Specialist Christine Ho
 Asst. Strength & Conditioning Coach ... Bret Huth
 Football Athletic Trainer Robbie Jackson
 Asst. Football Equipment Manager... Ed Johnston
 Asst. Dir. of Student-Athlete Development
 Joo-Ae Lippe-klein
 Director, On-Campus Recruiting Sophie Luoto
 Assistant AD, Director of Football Operations
 Andrew McGraw
 Graduate Assistant, Defense Mark McMillan
 Football Operations Assistant Norman Mo
 Assistant Football Athletic Trainer John Mucovich
 Asst. Strength & Conditioning Coach Abe Munayer
 Nutritionist Suzanne Nelson
 Director, Player Development Kevin Parker
 Asst. Dir., Football Operations Zachary Reed
 Asst. Strength & Conditioning Coach
 Scott Salwasser
 Head Football Equipment Manager Jay Sofen
 Director of Student-Athlete Development
 Johnna Strenchcock
 Executive Assistant to the Head Coach
 Whitney Sugarman
 Quality Control, Special Teams Burl Toler III
 Football Operations Assistant Bud Turner
 Recruiting Assistant Hank Weinberger
 Learning Specialist Quesuan Wigfall

ATHLETIC COMMUNICATIONS

349 Haas Pavilion, Berkeley, CA 94720
 Associate Director of Athletic Communications
 (Lead FB Contact) Kyle McRae
 Phone 510-219-9340
 Email mcrae@berkeley.edu
 Twitter @kylemcracal
 Assistant Director of Athletic Communications
 (Secondary FB Contact) Tim Miguel
 Phone 510-326-9761
 Email tmiguel@berkeley.edu
 Asst. AD/Athletic Communications
 (Football Credentials) Herb Benenson
 Phone 510-334-0791
 Email benenson@berkeley.edu

2014 RESULTS

Date	Opponent (TV)	Result
Aug. 30	at Northwestern (ABC/ESPN2)	W, 31-24
Sept. 6	Sacramento State (P12N)	W, 55-14
Sept. 20	*at Arizona (P12N)	L, 45-49
Sept. 27	*Colorado (P12N)	W, 59-56 (2OT)
Oct. 4	*at Washington State (P12N)	W, 60-59
Oct. 11	*^Washington (P12N)	L, 7-31
Oct. 18	*#UCLA (ABC/ESPN2)	L, 34-36
Oct. 24	*&No. 6/7 Oregon (FS1)	L, 41-59
Nov. 1	*at Oregon State (P12N)	W, 45-31
Nov. 13	*at USC (ESPN)	L, 30-38
Nov. 22	*Stanford (FS1/FS Deportes)	L, 17-38
Nov. 29	*BYU (P12N)	L, 35-42

All Home Games in Bold at Kabam Field at California Memorial Stadium, Berkeley, CA | *Pac-12 Game | ^Homecoming/Alumni & Family Weekend | Rankings (AP Top 25/USA Today Poll) | #Joe Roth Game | &Home game played at Levi's® Stadium, Santa Clara, CA

2015 SCHEDULE

Day, Date	Opponent (TV)	Location (Non-Cal Stadiums)	Time
Sat., Sept. 5	Grambling State (P12N)	Berkeley, CA	2 p.m.
Sat., Sept. 12	San Diego State (P12N)	Berkeley, CA	2 p.m.
Sat., Sept. 19	at Texas (FOX)	Austin, TX (Darrell K. Royal-Texas Memorial)	4:30 p.m.
		Stadium at Joe Jamail Field	
Sat., Sept. 26	*at Washington (TBA)	Seattle, WA (Husky Stadium)	TBA
Sat., Oct. 3	*^Washington State (TBA)	Berkeley, CA	TBA
Sat., Oct. 10	*at Utah (TBA)	Salt Lake City, UT (Rice-Eccles Stadium)	TBA
Thu., Oct. 22	*at UCLA (ESPN)	Pasadena, CA (Rose Bowl)	6 p.m.
Sat., Oct. 31	*#USC (TBA)	Berkeley, CA	TBA
Sat., Nov. 7	*at Oregon (TBA)	Eugene, OR (Autzen Stadium)	TBA
Sat., Nov. 14	*Oregon State (TBA)	Berkeley, CA	TBA
Sat., Nov. 21	*at Stanford (TBA)	Stanford, CA (Stanford Stadium)	TBA
Sat., Nov. 28	*%Arizona State (TBA)	Berkeley, CA	TBA
Sat., Dec. 5	!Pac-12 Championship (ESPN or ABC)	Santa Clara, CA (Levi's® Stadium)	TBA

Home Games in Bold at Kabam Field at Memorial Stadium, Berkeley, CA | *Pac-12 Game | ^Homecoming/Alumni & Family Weekend | #Joe Roth Game | %Senior Day | !Pac-12 Championship at Levi's® Stadium, Santa Clara, CA | All Times Pacific | Check CalBears.com for the latest on kick times and television broadcast information

PERSONNEL SUMMARY

KEY CAL NOTES

- ▶ Cal finished the 2014 season a 5-7 overall record and 3-6 mark in the conference to place fourth in the Pac-12 North, which was its highest showing since the 2011 team was also fourth. The team's four-game turnaround from 2013 was its biggest since the 2002 squad was 7-5 overall after the 2001 club finished 1-10.
- ▶ Cal received votes in the AP Top 25 and USA Today national polls during the 2014 season on Oct. 5 after a 4-1 start for the first time since 2011. Cal also had a 2-1 Pac-12 record at the time that put the Bears in first place (Pac-12 North) three games into the league schedule for the first time since 2006.
- ▶ Cal had 32 student-athletes honored for receiving a 3.0 GPA or higher in the 2014 fall semester.
- ▶ Cal has players that accounted for over 80 percent of its offense in the following categories in 2014 slated to return in 2015 – receiving (84.6%), all-purpose (89.7%), passing (99.7%), total offense (99.3%) and rushing (98.4%), total touchdowns (88.5%) and receiving (84.6%).
- ▶ Cal is slated to have 34 players that made a combined 228 starts in 2014 return for the 2015 season (Offense 16/111, Defense 17/105, Specialists 1/12). Cal had 27 players that made 152 starts (Offense 17/97; Defense 10/65) the previous season return for the 2014 campaign. In 2012, Cal had 13 players that made 108 starts (Offense 7/55; Defense 6/53).
- ▶ Cal played 42 newcomers in 2014, including 23 freshmen and 11 true freshmen. The Bears also used 19 other players for the first time in their Cal career.
- ▶ Cal set or equaled 12 single-season school or modern-era school records in 2014 including season records for passing yards (4,152), passing touchdowns (37), and total yards per game (495.2 ypg), as well as modern-era school records for points (459), scoring average (38.2 ppg) and touchdowns (61), while tying modern-era records for PAT (56) and PAT attempts (57).
- ▶ Cal made major improvements in the run game on defense in 2014, jumping up 48 spots to No. 38 nationally allowing 144.6 yards per game on the ground.
- ▶ Cal ranked in the top 15 nationally in five offensive categories in 2014 including passing offense (6th, 346.0 ypg), scoring offense (10th, 38.3 ppg) and total offense (13th, 495.2 ypg).
- ▶ Jared Goff is on the preseason watch list for nearly every national honor for the nation's top player and quarterback including the prestigious Walter Camp and Maxwell Player of the Year as well as the Davey O'Brien and Manning Quarterback of the Year honors. Goff broke 15 school records in 2014 including single-season passing yards (3,973), passing touchdowns (35) and passing yards per game (331.1 ypg). Goff ranked among the nation's top 10 in six individual categories including fifth in passing touchdowns, passing yards, and passing yards per game.
- ▶ Daniel Lasco is a preseason candidate for the Doak Walker Award honoring the nation's top running back after becoming the first Cal player to rush for 1,000 yards or more since Isi Sofele in 2011 by totaling a team and career-high 1,115 rushing yards in 2014. Lasco's combined 1,471 rushing and receiving yards in 2014 were the most by a Cal player since Jahvid Best combined for 1,826 in 2008. Lasco also led Cal with 12 rushing touchdowns in 2014 to rank tied for ninth on Cal's all-time single-season list.
- ▶ Trevor Davis is a second-team preseason All-American as a kick returner in 2015 and on the Paul Hornung Award Watch List honoring the nation's most versatile player. He equaled NCAA and Pac-12 records in 2014 when he became the 20th player in FBS history and the third in the Pac-12 to bring back two kick returns for touchdowns in a single game on consecutive kick returns at Washington State. Davis ranked second in the nation in kick return average (32.6 ypr) and was tied for second with his two TD kick returns.
- ▶ Kenny Lawler's nine receiving touchdowns in 2014, which included a single-game school-record-tying three in the season finale against BYU, are tied for fifth on Cal's single-season list while his 14 career receiving touchdowns rank ninth all-time at Cal. Lawler's 12 receptions against BYU are tied for 10th on the school's all-time single game list.

▶ Cal had three players finish the 2014 season with over 50 catches – Kenny Lawler (54), Chris Harper (52), Bryce Treggs (52) – for the first time in school history. The Bears also had four players with more than 45 catches, adding Stephen Anderson (46) to the group and eight with 20 or more with the addition of Daniel Lasco (33), Maurice Harris (25), Trevor Davis (24) and Darius Powe (20). Cal and Washington State were the only teams in the country with eight players recording 20 or more receptions.

PERSONNEL SUMMARY

PLAYERS WITH 2014 STARTING EXPERIENCE RETURNING (34 PLAYERS/228 STARTS)

OFFENSE (16 Players/111 Starts)

POS NAME (2014 GP/STARTS)

TE Stephen Anderson (10/8), OL Chris Borrayo (11/10), WR Trevor Davis (10/2), QB Jared Goff (12/12), WR Maurice Harris (12/6), TE Raymond Hudson (10/2), RB Daniel Lasco (12/11), WR Kenny Lawler (11/5), OL Steven Moore (12/12), RB Khalfani Muhammad (11/1), WR Kenny Lawler (11/5), OL Steven Moore (12/11), RB Khalfani Muhammad (11/1), WR Darius Powe (10/3), OL Jordan Rigsbee (12/12), WR Bryce Treggs (12/10)

DEFENSE (17 Players/105 Starts)

DE Todd Barr (12/7), LB Michael Barton (12/10), CB Caleb Coleman (9/1), LB Raymond Davidson (11/4), CB Cedric Dozier (12/12), DT Mustafa Jalil (12/12), LB Jalen Jefferson (12/9), LB Jake Kearney (10/6), DT Trevor Kelly (12/2), S Stefan McClure (8/8), DT Tony Mekari (12/5), LB Hardy Nickerson (12/6), S Griffin Piatt (6/4), LB Aiesa Tongilava (8/1), CB Cameron Walker (12/10), DE Noah Westerfield (12/5), CB Darius White (12/3)

SPECIALISTS (1 Player/12 Starts)

P Cole Leininger (12/12)

PLAYERS/LETTERWINNERS RETURNING (88/53)

OFFENSE (42/22) – ***TE Stephen Anderson, OL Zach Artman, TE Jake Ashton, *WR Jack Austin, OL Kamryn Bennett, QB Andrew Black, **OL Chris Borrayo, WR Erik Brown, OL Aaron Cochran, *RB Jeffrey Coprich, *WR Trevor Davis, WR Justin Dunn, *RB Vic Enwere, **OL Brian Farley, QB Chase Forrest, **QB Jared Goff, OL/LS Dominic Granado, RB Fabiano Hale, WR Chad Hansen, ***WR Maurice Harris, OL J.D. Hinnant, *TE Raymond Hudson, *OL Vincent Johnson, *WR Patrick Laird, ***RB Daniel Lasco, **WR Kenny Lawler, OL Chase Marshall, **OL Steven Moore, **RB Khalfani Muhammad, OL Deion Oliver, OL Addison Ooms, **WR Darius Powe, ***OL Jordan Rigsbee, RB/WR Bug Rivera, *WR Matt Rockett, OL Michael Trani, ***WR Bryce Treggs, *RB Tre Watson, QB Cole Webb, TE Kyle Wells, WR Nick White, *WR Patrick Worstell

DEFENSE (41/30) – DE Nick Allard, *CB Darius Allensworth, *LB Hamilton Anoa'i, ***DE Todd Barr, **LB Michael Barton, *LB Nathan Broussard, LB Drew Bryant, LB Joe Castignani, *CB Caleb Coleman, *DT David Davis, *LB Raymond Davison, *LB Devante Downs, **CB Cedric Dozier, DE Kennedy Emesibe, *S David Garner, CB De'Zhon Grace, *S A.J. Greathouse, **DT Mustafa Jalil, ***LB Jalen Jefferson, *DE Jonathan Johnson, *LB Jake Kearney, *DT Trevor Kelly, *DE Kyle Kragen, DT James Looney, ***DE Puka Lopa, *DT Marcus Manley, ***S Stefan McClure, S Jonathan McDonald, *DT Tony Mekari, **LB Hardy Nickerson, S Chibuzo Nwokocha, LB David Ortega Jr., DT Chris Palmer, *S Griffin Piatt, *S/QB Luke Rubenzer, S Quentin Tartabull, *LB Aiesa Tongilava, **CB Cameron Walker, *DE Noah Westerfield, *CB Darius White, **CB Joel Willis

SPECIALISTS (5/1) – PK Matt Anderson, PK/P Noah Beito, ***P Cole

Leininger, PK Robbie McInerney, LS Bradley Northnagel

NEWCOMERS (43)

OFFENSE (17) – WR Austin Aaron, OL Henry Bazakis, QB Ross Bowers, OL Ryan Gibson, TE Frank Kapp, QB David Maaghul, OL Patrick Mekari, RB/WR Alex Netherda, WR Kanawai Noa, TE/FB Justin Norbeck, TE Nick Palleschi, OL Benji Palu, RB Lonny Powell, WR Brandon Singleton, WR Carlos Strickland, OL Semisi Uluave, WR Vic Wharton

DEFENSE (20) – LB Hunter Abel, CB Antoine Albert, S Jacob Anderson, DT Luc Bequette, DE Cody Bickham, S Derron Brown, S Kaodi Dike, CB Jaylinn Hawkins, DE Trevor Howard, DE Zeandae Johnson, LB Harrison Mayo, S Billy McCrary III, DL Malik Morris, CB Malik Psalms, S Evan Rambo, DE Cameron Saffle, S Trey Turner, DT Russell Ude, S Khari Vanderbilt, DE DeVante Wilson

SPECIALISTS (5) – P/PK Harry Adolphus, PK Franklin Cervenka, PK/P Ethan Erickson, LS Grant Gluhaich, P/PK Dylan Klumph

PLAYERS WITH 2014 STARTING EXPERIENCE LOST (11 PLAYERS/74 STARTS IN 2014)

OFFENSE (5 Players/34 Starts in 2014) – OL Chris Adcock (12), OL Matt Cochran (1), OL Alejandro Crosthwaite (12), WR Chris Harper (9)

DEFENSE (5 Players/28 Starts in 2014) – DT Austin Clark (10), S Michael Lowe (11), DE Brennan Scarlett (5), S Avery Sebastian (1), DE Harrison Wilfley (1)

SPECIALISTS (1 Player/12 Starts in 2014) – PK James Langford (12)

PLAYERS/LETTERWINNERS LOST (29/21)

OFFENSE (15/9) – ***OL Chris Adcock, OL Myles Bunte, **OL Matt Cochran, **OL Alejandro Crosthwaite, *OL Donovan Frazer, **FB Lucus Gingold, ***WR Chris Harper, **QB Austin Hinder, QB Joey Mahalic, ***WR Bryce McGovern, FB Jack Moffett, RB John Porchivina, WR Kenny Portera, WR Cameron Stevens, **WR Drake Whitehurst

DEFENSE (12/10) – *CB Trey Cheek, ***DT Austin Clark, S Cormac Craigie, *DE Antione Davis, **LB Maximo Espitia, ***S Michael Lowe, ***DE Brennan Scarlett, ***S Avery Sebastian, DE Sione Sina, **LB Edward Tandy, *LB Arthur Wainwright, **DT Harrison Wilfley

SPECIALISTS (2/2) – *PK James Langford, ***LS John Sheperdson
*letterwinner refers to any letter for any season, not only 2014; each asterisk equals one letter; player listed at primary position for 2015 if current player or for 2014 if former player; number of starts in parenthesis

CAREER GP/STARTS (913/391)

Offense (425/187)

Pos	Name	GP/GS
TE	Stephen Anderson	24/13
WR	Jack Austin	12/0
OL	Chris Borrayo	16/16
RB	Jeffrey Coprich	10/0
WR	Trevor Davis	10/2
RB	Vic Enwere	12/0
OL	Brian Farley	16/2
QB	Jared Goff	24/24
WR	Maurice Harris	29/7
OL	J.D. Hinnant	1/0
TE	Raymond Hudson	10/2
OL	Vincent Johnson	6/0
WR	Patrick Laird	5/0
RB	Daniel Lasco	32/12
WR	Kenny Lawler	22/10
OL	Steven Moore	24/23
RB	Khalfani Muhammad	22/2
LS	Bradley Northnagel	4/0
WR	Darius Powe	33/11
OL	Jordan Rigsbee	36/36
WR	Matt Rockett	12/0
QB/S	Luke Rubenzer	11/0
WR	Bryce Treggs	33/27

RB	Tre Watson	12/0
QB	Cole Webb	1/0
WR	Patrick Worstell	8/0

Specialists (40/36)

Pos	Name	GP/GS
PK	Matt Anderson	1/0
PK/P	Noah Beito	3/0
P	Cole Leininger	36/36

Defense (448/168)

Pos	Name	GP/GS
CB	Darius Allensworth	12/0
LB	Hamilton Anoa'i	11/0
DE	Todd Barr	32/7
LB	Michael Barton	23/13
LB	Nathan Broussard	11/4
CB	Caleb Coleman	9/1
DT	David Davis	10/0
LB	Raymond Davison	11/4
LB	Devante Downs	12/0
CB	Cedric Dozier	24/16
S	David Garner	3/0
CB	A.J. Greathouse	9/0
DT	Mustafa Jalil	32/13

LB	Jalen Jefferson	31/27
DE	Jonathan Johnson	7/0
LB	Jake Kearney	10/6
DT	Trevor Kelly	12/2
DE	Kyle Kragen	12/5
DE	Puka Lopa	26/4
DT	Marcus Manley	12/0
S	Stefan McClure	24/15
DT	Tony Mekari	12/5
LB	Hardy Nickerson	22/14
S	Griffin Piatt	6/4
LB	Aiesa Tongilava	8/1
CB	Cameron Walker	22/18
DE	Noah Westerfield	12/5
CB	Darius White	10/3
CB	Joel Willis	23/1

MEDIA INFORMATION

WELCOME TO CAL FOOTBALL

The 2015 University of California Football Information Guide is produced to provide information on the Golden Bears for those interested in learning more about the program. Media covering Cal football should review this section in detail to learn about Cal's policies and services. Additional information can be found online by visiting CalBears.com/media. Please contact a member of the Athletic Communications staff if you have any questions or concerns.

KABAM FIELD AT CALIFORNIA MEMORIAL STADIUM DIRECTIONS

Attending a Cal football game at Kabam Field at California Memorial Stadium is an exciting entertainment experience. The stadium is located along Piedmont Avenue between Bancroft Way and Hearst Avenue on campus in Berkeley. The best way to get to the venue is to plan ahead and consider all transportation options available to you. For GPS purposes, us 2227 Piedmont Ave. in Berkeley for the address.

BY AUTOMOBILE

From San Francisco Airport, take Highway 101 north to Interstate 80 and cross the Bay Bridge. Once over the bay, take Highway 24 toward Walnut Creek. Exit at Claremont Avenue and turn left. Turn left onto College Avenue (third light). Turn right onto Channing Way, then left onto Prospect Street, which will lead to the south end of the stadium.

From Oakland Airport, take Interstate 880 north, then Highway 24 east toward Walnut Creek and follow directions above.

Gameday media parking is located in the Underhill Garage at the corner of College Avenue and Channing Way, about four blocks from the stadium.

More detailed information can be found on the campus map at visitors.berkeley.edu.

PUBLIC TRANSPORTATION

Public transportation is highly recommended when visiting Berkeley. There are multiple options that lead directly to California Memorial Stadium, including using the Downtown Berkeley BART station that is about one mile west of the venue. Visit bart.gov, actransit.org or 511.org for more information.

CALBEARS.COM

Visit CalBears.com for the most recent, frequent, and accurate information on Cal Athletics. CalBears.com covers the Golden Bears inside and out.

In addition to player and coach profiles, press releases, schedules, feature stories, videos and multimedia content, there are also links to each of Cal's social media pages and much more.

CalBears.com/gameday contains complete information for fans visiting Memorial Stadium.

COLLEGEPRESSBOX.COM

The Pac-12 Conference and each of its members use Collegepressbox.com. The site contains a large amount of information available for download by media members. Contact Kyle McRae for more details, including a username and password for full media access to the site.

CREDENTIAL REQUESTS

All requests/questions for media, photo and parking credentials for 2015 Cal football home games should be made to Herb Benenson (510-334-0791, benenson@berkeley.edu) in the Cal Athletic Communications Office at 349 Haas Pavilion, University of California, Berkeley, CA 94720. Only media who cover the Bears on a regular basis will be considered for season credentials. A lost season credential will result in that member of the media being moved to the single-game list.

All single-game requests should be made as far in advance as possible to help ensure space availability both in the press box and on the field. Requests for media covering a visiting team for a Cal home game should be made through the opposing school's football media relations contact. Credentials will be available for pick up at Media Will Call located in the third-floor lobby of the Simpson Center for Student-Athlete High Performance just outside Gate 5 the day of the game unless other arrangements are made.

Media should consult CalBears.com/media for complete media and credential policies.

INTERNET ACCESS

Both wireless and ethernet connections are available in the press box and field-level photographer work area. Contact a member of the Cal Athletic Communications staff on gameday to obtain specific information for access.

MEDIA PARKING

The Underhill Garage serves as the football gameday media parking location. Entrances are off either Channing Way or Haste Street, just west of College Avenue. The lot is about four blocks from Memorial Stadium. Media can either take the short walk to Media Will Call at Gate 5 or use a media shuttle that begins running three hours before game time. A media shuttle is also available postgame from the pregame dropoff point to the Underhill Garage.

Parking passes cannot be left at will call on gamedays and must be picked up or mailed in advance.

Television crews should order parking passes for their crews in advance by sending in the Special Event Parking Arrangements form found on the university's website (pt.berkeley.edu). Request the Underhill Garage for football gamedays and the Witter Lot (just east of Memorial Stadium) for set days.

Parking at Cal is always at a premium and visitors are encouraged to use public transportation. The Downtown Berkeley BART station is located about one mile west of Memorial Stadium, in close proximity to Haas Pavilion, Edwards Stadium/Goldman Field, the Hellman Tennis Courts and Spieker Aquatics Complex. AC Transit also runs several lines to campus on gamedays.

On non-football gamedays, hourly guest parking is available in the Stadium Parking Garage just north of Memorial Stadium and Witter Lot east of Memorial Stadium, as well as at the Underhill Garage off Channing Way and in the RSF Garage along Bancroft Way.

MEDIA WILL CALL

Media Will Call is located at Gate 5 in Memorial Stadium. It will normally open four hours before kickoff and remain open through the conclusion of the first quarter. Identification is required to pick up credentials or tickets. Parking passes cannot be left at will call.

Media who arrive after the end of the first quarter should call the press box at (510) 642-3098 to obtain their credentials.

PHOTO REQUESTS

Requests for photos can be made through the Athletic Communications Office. Fans can also purchase images of all 30 teams through Cal's official photographer by visiting goldenbearsports.com.

PHOTOGRAPHERS

Field photographers must wear a photo vest at all times, in addition to a photo credential. Photo credentials are not distributed in advance and must be picked up on gamedays at Media Will Call located at Gate 5 in Memorial Stadium. Photo vests are distributed at media will call and should be returned to the receptacle on the field behind the visitor (west) bench and near the entrance to the photographer work room.

NCAA rules limit shooting to outside the restraining line enclosing the playing field and outside the 25-yard lines (team area).

In addition, photographers and videographers are welcome to use the photo deck located on level six of the press box.

PHOTOGRAPHER WORK ROOM

A photographer work room is available at field level in Memorial Stadium (west side at approximately the 20-yard line on the north end of the field). Power and internet access are available, as well as limited desk space on a first-come, first-served basis. Additional photographer work stations are available in the press box. Pregame meals and drinks are available on the south end of the media level of the press box (seventh floor).

PLAYER/COACH INTERVIEWS

All player and coach interviews, either in person, by phone or via email, must be coordinated through Kyle McRae in the Cal Athletic Communications Office (510-219-9340, mcr@berkeley.edu).

POSTGAME INTERVIEWS

Cal football will conduct postgame interviews in the Tahir Family Team Theater inside the Simpson Center for Student-Athlete High Performance. A member of the Athletic Communication staff will lead media to the room at the conclusion of each game.

Cal head coach Sonny Dykes as well as players and coaches requested by media members will be present to answer questions. Visiting team interviews will be in the media interview room just outside the visiting team locker room on level one of the stadium (through a tunnel on the southwest end of the field). Contact the visiting team's Athletic Communications Office for postgame policies.

PRACTICE MEDIA COVERAGE

Cal is scheduled to practice at Memorial Stadium during the 2015 season on Sunday and Tuesday-Thursday. Contact Kyle McRae for specific policies regarding non-gameday coverage of the team.

PRESS BOX

The press level of the Peter E. Haas Press Box at Memorial Stadium is on the seventh floor and can be accessed via elevators adjacent to Media Will Call. The area is equipped with desk space, electrical outlets and internet access. Final statistical game books, as well as postgame notes, quotes and other relevant media materials will be distributed. The photo deck is on level six.

PRO SCOUTS

Professional football teams wanting to scout games at Memorial Stadium should contact Herb Benenson for credentials.

SOCIAL MEDIA

Media can follow several of Cal's social media accounts for the latest and indepth information on Cal football. Primary Twitter accounts include @cal-football, @CalAthletics and @CalCoachDykes. On game days, @calfbnotes provides media with the latest information. Primary Instagram sites include calathletics and cal_football while the primary Facebook page is CalAthletics. For an expanded list of social media accounts visit CalBears.com.



TELEPHONE LINES

Telephone lines at Memorial Stadium, both in the press box and inside the TV compound, must be requested at least one week in advance through Herb Benenson (benenson@berkeley.edu).

UPDATED INFO/MEDIA EMAIL LIST

Contact Kyle McRae to be placed on the Cal football media email list and receive relevant updated information regarding Cal football, including media schedules and policies, throughout the season.

VIDEO FEEDS

Video highlights of Cal football games are available throughout the season via the Pac-12 Conference satellite feed. For more information, contact the Pac-12 office at (415) 580-4200.

VISITING RADIO PHONE LINES

ISDN and dial lines, as well as dry pairs to the visiting team locker room and visiting team interview room, are available for complimentary use for the official visiting team radio network. All other requests for lines should be directed to Herb Benenson.

ATHLETIC

COMMUNICATIONS CONTACTS

KYLE McRAE

Associate Athletic Communications Director
Primary Football Contact
Phone: (510) 219-9340
Email: mcrae@berkeley.edu
Twitter: kylemcraecal

TIM MIGUEL

Assistant Athletic Communications Director
Secondary Football Contact
Phone: (510) 326-9761
Email: tmiguel@berkeley.edu

HERB BENENSON

Assistant AD for Athletic Communications
Gameday Credentials & Parking
Phone: (510) 334-0791
Email: benenson@berkeley.edu

WES MALLETTE

Associate Athletic Director
Strategic Communications
Phone: (510) 326-9578
Email: wmallette@berkeley.edu

ATHLETIC COMMUNICATIONS STAFF



WES MALLETTE
Associate AD



HERB BENENSON
Assistant AD



KYLE McRAE
Associate Director



DEAN CAPARAZ
Assistant Director



DOUG DRABIK
Assistant Director



MIQUEL JACOBS
Assistant Director



ANTON MALKO
Assistant Director



TIM MIGUEL
Assistant Director



JONATHAN OKANES
Assistant Director



MARA RUDOLPH
Assistant Director



JORDAN STEPP
Assistant Director

MEDIA OUTLETS

PRINT/INTERNET

Associated Press, San Francisco

Web: ap.org
 Phone: (415) 495-1708
 Beat: Josh Dubow
 Phone: (510) 703-0241
 Email: jdubow@ap.org
 Beat: Janie McCauley
 Phone: (415) 577-5625
 Email: jmccauley@ap.org

Bay Area News Group San Jose Mercury News/Contra Costa Times/Oakland Tribune

Web: mercurynews.com,
 insidebayarea.com, contracostatimes.com
 Blog: ibabuzz.com/beartalk
 Exec. Sports Editor: Bud Geracie
 Phone: (408) 390-7522
 Email: bgeracie@mercurynews.com
 College Sports Editor: Mike Lefkow
 Phone: (925) 323-3695
 Email: mlefkow@bayareanewsgroup.com
 Beat/Bear Talk Blog: Jeff Faraudo
 Phone: (408) 859-5217
 Email: jfaraudo@bayareanewsgroup.com
 College Sports Hotline: Jon Wilner
 Phone: (408) 859-5268
 Email: jwilner@mercurynews.com
 Columnist: Mark Purdy
 Email: mpurdy@mercurynews.com
 Columnist: Marcus Thompson II
 Email: mthomps2@bayareanewsgroup.com

Bear Insider

Web: bearinsider.com
 Publisher: Chris Avery
 Phone: (510) 339-7399
 Email: cavery@bearinsider.com
 Writer: Jim McGill
 Phone: (925) 297-7132
 Email: jmcgill@bearinsider.com
 Writer: Ted Lee
 Phone: (925) 917-1524
 Email: tlee@bearinsider.com

Bear Territory

Scout.com
 Web: bearterritory.net
 Publisher: Ryan Gorcey
 Phone: (805) 217-2043
 Email: rgorcey@gmail.com

Daily Cal (Student)

Web: dailycal.org
 Phone: (510) 548-8300 ext. 425
 Sports Editor: Michelle Lee
 Phone: (831) 210-4772
 Email: michellelee@dailycal.org

ESPN.com Pac-12 Blog

Web: espn.go.com/blog/pac12
 Writer: Kyle Bonagura
 Phone: (925) 209-5633
 Email: kbonagura@gmail.com
 Writer: Kevin Gemmill
 Phone: (858) 354-7930
 Email: gemmill62@gmail.com
 Writer: Chantel Jennings
 Phone: (734) 707-6317
 Email: chantel.m.jennings@gmail.com
 Writer: Ted Miller
 Phone: (206) 920-9339
 Email: roswell.miller@cox.net

Golden Bear Report

Affiliated with Rivals.com/Yahoo!Sports
 Web: goldenbearreport.com
 Editor: Marc Tausend
 Phone: (510) 701-1792
 Email: mwtausend@hotmail.com
 Writer: Nam Le
 Phone: (415) 686-8853
 Email: nam.t.le15@gmail.com

Sacramento Bee

Web: sacbee.com/sports
 Sports Editor: Tom Couzens
 Phone: (916) 321-1097
 Email: tcouzens@sacbee.com

San Francisco Chronicle

Web: sfgate.com
 Sports Editor: Al Saracevic
 Phone: (415) 777-7928
 Email: asaracevic@schronicle.com
 Asst. Sports Editor, Colleges: Janny Hu
 Phone: (415) 777-7201
 Email: jhu@schronicle.com
 Asst. Sports Editor: Michael Lerseth
 Phone: (415) 777-7201
 Email: jhu@schronicle.com
 Columnist: Bruce Jenkins
 Email: bjenkins@schronicle.com
 Columnist: Ann Killion
 Email: akillion@schronicle.com
 Columnist: Scott Ostler
 Email: sostler@schronicle.com

San Francisco Examiner

Web: sfexaminer.com
 Editor: Jay Mariotti
 Columnist: Glenn Dickey
 Phone: (510) 593-3287
 Email: glenn dickey36@gmail.com
 Columnist: Art Spander
 Phone: (510) 693-4496
 Email: typos@aol.com

The Press Democrat

Web: pressdemocrat.com
 Dep. Sports Editor: Bill Pinella
 Phone: (707) 526-8500
 Email: bill.pinella@pressdemocrat.com

The Record

Web: recordnet.com
 Sports Editor: Bob Highfill
 Phone: (209) 546-8282
 Email: bhighfill@recordnet.com

TV

Comcast SportsNet

Bay Area/California
 Web: csnbayarea.com
 Phone: (415) 296-8900/(415) 615-4799
 News Director: Chris Olivere
 Email: colivere@comcastsportsnet.com
 Sports Anchor: Mindi Bach
 Email: mbach@comcastsportsnet.com
 Sports Anchor: Dave Feldman
 Email: dfeldman@comcastsportsnet.com
 Sports Anchor: Ahmed Fareed
 Email: afareed@comcastsportsnet.com
 Sports Anchor: Brodie Brazil
 Email: bbrazil@comcastsportsnet.com
 Sports Anchor: Jim Kozimor
 Email: jkozimor@comcastsportsnet.com
 Sports Anchor: Greg Papa
 Email: gpapa@comcastsportsnet.com
 Ch. 11 Sports Anchor: Laurence Scott
 Phone: (408) 432-4473
 Email: laurence.scott@nbcuni.com

KGO-TV (ABC, Channel 7)

Web: abc7news.com
 Executive Producer: Kerry Loring
 Email: kerryloring@abc.com
 Sports Anchor: Larry Beil
 Phone: (415) 954-7505
 Email: larry.beil@abc.com
 Sports Anchor: Mike Shumann
 Phone: (415) 954-7508
 Email: mikeshumann@abc.com

KPIX-TV (CBS, Channel 5)

Web: cbs5.com
 Sports Director: Dennis O'Donnell
 Phone: (415) 760-0178
 Email: djodonnell@cbs.com
 Sports Anchor: Vern Glenn
 Phone: (415) 407-3197
 Email: jvglenn@cbs.com

KRON-TV (Ind., Channel 4)

Web: kron.com
 Sports Director: Gary Radnich
 Phone: (415) 561-8984
 Email: jason@kron4.com

KTVU-TV (FOX, Channel 2)

Web: ktvu.com
 Sports Director: Mark Ibanez
 Phone: (510) 874-0252
 Email: mark.ibanez@ktvu.com
 Sports Anchor: Joe Fonzi
 Phone: (510) 874-0523
 Email: joe.fonzi@ktvu.com
 Sports Editor: Scott Reiss
 Phone: (510) 874-0164
 Email: scott.reiss@foxtv.com

Pac-12 Networks

Web: pac-12.org
 Anchor: Mike Yam
 Email: myam@pac-12.org
 Public Relations: Kirk Reynolds
 Phone: (408) 592-4955
 Email: kreynolds@pac-12.org

RADIO

95.7 FM The Game (95.7 FM)

Web: 957thegame.com
 Phone: (415) 957-0957
 Program Director: Jason Barrett
 Email: jbarrett@entercom.com
 Hosts: Ric Bucher, Whitey Gleason, Guy Haberman, Mark Kreidler, John Lund, Sean O'Connell, Greg Papa, Matt Steinmetz, Chris Townsend
 Insiders: Brodie Brazil, Matt Maoico, Matt Steinmetz, Vic Tafur
 Email: thegame@957thegame.com

Cal IMG Sports Network

Web: imgcollege.com
 Phone: (510) 643-4825
 Play-by-Play: Joe Starkey
 Phone: (415) 298-4078
 Email: starkeyjk@yahoo.com
 Analyst: Mike Pawlawski
 Phone: (925) 989-5490
 Email: flatsfreak@gmail.com
 Sideline Reporter: Todd McKim
 Phone: (707) 239-2445
 Email: toddmckim@imgworld.com

KALX Radio (90.7 FM) – Student

Web: kalx.berkeley.edu
 Phone: (510) 642-1111
 Sports Director: Glenn Borok
 Phone: (858) 922-7974
 Email: glennborok@berkeley.edu

KGO Radio (810 AM) – Flagship

Web: kgo.com
 Sports Director: Rich Walcoff
 Phone: (415) 847-2200
 Email: richwalcoff@gmail.com

KCBS Radio (740 AM)

Web: kcbs.com
 Phone: (415) 765-4062/4113
 Sports Director: Kevin Radich
 Email: newsdesk@kcbs.com
 Sports Anchor: Steve Bitker
 Email: bitker@kcbs.com
 Sports Anchor: Dave Lewis
 Email: dlewsports@comcast.net
 Sports Anchor: Joe Salvatore
 Email: radiojo@yahoo.com
 Sports Anchor: Anthony Passarelli
 Email: anthony_passarelli.anthony@gmail.com

KNBR Radio (680 AM/1050 AM)

Web: knbr.com
 Phone: (415) 995-6808
 Program Director: Lee Hammer
 Email: lee.hammer@cumulus.com
 Asst. Program Director: Jenn Violet Kennedy
 Email: jennifer.violet@cumulus.com
 Host: Rod Brooks
 Email: fitzandbrooks@knbr.com
 Host: Bob Fitzgerald
 Email: fitzandbrooks@knbr.com
 Host: Larry Krueger
 Email: larry.krueger@cumulus.com
 Host: Paul McCaffrey
 Email: murphandmac@knbr.com
 Host: Brian Murphy
 Email: murphandmac@knbr.com
 Host: Gary Radnich
 Email: garyradnich@knbr.com
 Host: Kate Scott
 Email: kate.scott@cumulus.com
 Host: Tom Tolbert
 Email: mrT@knbr.com
 Host: Ray Woodson
 Email: arthur.chaves@cumulus.com

TELEVISION/RADIO

THE FLAGSHIP STATION

KGO 810 AM is entering its 43rd season as the flagship station of California Golden Bears football. KGO Radio's 50,000 watts has been carrying Cal football since 1974. Led by play-by-play announcer Joe Starkey, KGO's signal, along with the other affiliates within the Cal IMG Sports Network, provides statewide coverage of Cal football. Each KGO broadcast begins 60 minutes before kickoff. Then after all the action, the 60-minute postgame show hosted by Lee Grosscup and Danny Freisinger airs live from the Paragon Restaurant & Bar inside The Claremont Hotel Club & Spa and features reaction from the Bears' locker room followed by a breakdown of the game.



IN THE BOOTH

Joe Starkey, the legendary voice of the Golden Bears, is in his 41st season with the Cal football broadcast team in 2015.

Cal's play-by-play voice is perhaps best known for his legendary call of "The Play." The famous five-lateral kick-off return for a touchdown against Stanford in 1982 is part of college football lore with Starkey's emotional "the band is on the field" part of gridiron vernacular.



Joe Starkey

Starkey has had an array of NFL and NHL positions during his career, including a 20-year stint with the San Francisco 49ers he fulfilled in conjunction with his Cal duties from 1979-2008.

In 2010, Starkey received the Chris Schenkel Award from the National Football Foundation for his distinguished career broadcasting college football.

He is joined in the booth by former Cal quarterback Mike Pawlawski, who will be in the fifth season and second stint as part of the Cal football broadcast team in 2015. He has also been a TV football analyst since 2000, working for entities such as Comcast SportsNet, FOX and NBC.



Mike Pawlawski

Pawlawski led Cal to back-to-back bowl victories as the Bears' starting quarterback in 1990 and 1991, and was the Pac-10's Co-Offensive Player of the Year as a 1991 senior.

In his 12th season on the broadcast team in 2015 is sideline reporter Todd McKim, who also serves as host of the weekly Inside The Locker Room radio show and as the play-by-play voice for the Cal men's basketball radio broadcasts. Before joining Cal, McKim was a long-time media member as a television anchor and sports director in Eugene, and was the 2000 Oregon broadcaster of the year.



Todd McKim



NETWORK AFFILIATES

The Cal IMG Sports Network blankets most of the state of California with affiliates from San Diego to Sacramento and beyond. The lineup of networks includes ...

- *790 AM KFPT Fresno
 - 810 AM KGO San Francisco
 - #830 AM KLAA Los Angeles
 - 950 AM KAHJ Sacramento
 - 970 AM KESP Modesto
 - ^1430 AM KFIG Fresno
 - 1700 AM XEPE San Diego
- ^Primary; #Several games pre-empted by Los Angeles Angels and Notre Dame football broadcasts;
*Secondary

SIRIUS XM RADIO

Fans can tune in to Cal football games from anywhere in the world on Sirius XM Radio. Visit CalBears.com for detailed broadcast information.

PAC-12 ENTERPRISES

Pac-12 Enterprises is the content and multi platform media company for the Pac-12 Conference. Headquartered in San Francisco, Pac-12 Enterprises was created in 2011 to develop and launch the Pac-12 Networks and Pac-12 Digital in 2012, and to control the distribution of the Pac-12 intellectual property rights in sports and other conference initiatives. The Pac-12 Networks are full-time HD linear networks available to video programming operators, dedicated solely to the Pac-12. They consist of a national network and six regional feeds (including Pac-12 Bay Area focusing on Cal and Stanford) that televise hundreds of live sporting events annually and provide 24/7 access to Pac-12 teams and universities. Pac-12 Digital encompasses the digital network, mobile, the university websites, social media and innovative digital initiatives across the company.

INSIDE THE LOCKER ROOM

Inside The Locker Room takes to the air every week beginning in the last week of August through the end of the men's and women's basketball seasons. The one-hour live program will be hosted by Todd McKim and broadcast on Mondays from 7-8 p.m. on KGO 810 AM. Head football coach Sonny Dykes will be interviewed regularly throughout the football season, while head men's basketball coach Cuonzo Martin and head women's hoops coach Lindsay Gottlieb will be interviewed during their respective seasons. Additional guests will include other Cal coaches, current and former student-athletes and Cal Athletics staff members.

ALPHABETICAL ROSTER

NO	NAME	POS	HT	WT	YR	EXP	HOMETOWN (LAST SCHOOLS)
17	Austin Aaron	WR	6-4	210	Fr.	HS	Napa, CA (Napa HS)
50	Hunter Abel	DT	6-1	250	Fr.	HS	Piedmont, CA (Piedmont HS)
38	Harry Adolphus	P/PK	6-1	170	Jr.	HS	Guildford, England (Cranleigh School)
15	Antoine Albert	CB	6-1	180	Jr.	JC	Oakland, CA (Diablo Valley College/Oakland Tech HS)
89	Nick Allard	DE	6-4	235	Fr.*	RS	Carlsbad, CA (St. Augustine HS)
2	Darius Allensworth	CB	6-0	190	So.*	1L	Menifee, CA (Heritage HS)
48	Jacob Anderson	S	6-0	190	Jr.	JC	Tustin, CA (Golden West College/Tustin HS)
9	Matt Anderson	PK	6-0	185	So.*	SQ	Danville, CA (San Ramon Valley HS)
89	Stephen Anderson	TE	6-3	230	Sr.*	3L	San Jose, CA (Piedmont Hills HS)
25	Hamilton Anoa'i	LB	6-2	235	So.	1L	San Mateo, CA (Serra HS)
50	Zach Artman	OL	6-3	310	Fr.*	RS	San Jose, CA (Valley Christian HS)
80	Jake Ashtin	TE	6-4	220	Fr.*	RS	Indio, CA (Xavier College Prep HS)
21	Jack Austin	WR	6-3	210	So.*	1L	Chino Hills, CA (Chino Hills HS)
41	Todd Barr	DE	6-2	240	Sr.*	3L	Lakewood, CA (Lakewood HS)
8	Michael Barton	LB	6-0	240	Jr.*	2L	Richmond, CA (De La Salle HS)
76	Henry Bazakas	OL	6-6	270	Fr.	HS	Berkeley, CA (Berkeley HS)
19	Noah Beito	PK/P	6-0	185	Jr.*	SQ	Scotts Valley, CA (Scotts Valley HS)
72	Kamryn Bennett	OL	6-3	290	Fr.*	RS	Peoria, AZ (Centennial HS)
93	Luc Bequette	DT	6-1	280	Fr.	HS	Little Rock, AR (Catholic HS)
98	Cody Bickham	DE	6-4	245	Jr.	HS	Half Moon Bay, CA (Saint Francis HS)
11	Andrew Black	QB	6-0	205	Fr.*	RS	Spokane, WA (Lewis and Clark HS)
66	Chris Borrayo	OL	6-3	310	Jr.	2L	Paramount, CA (Paramount HS)
7	Ross Bowers	QB	6-2	190	Fr.	HS	Bothell, WA (Bothell HS)
22	Nathan Broussard	LB	6-3	245	Sr.*	1L	Plano, TX (Plano West HS)
4	Derron Brown	S	6-1	200	So.	JC	Oakland, CA (Mesa Community College/Betty H. Fairfax HS)
13	Erik Brown	WR	6-1	175	Fr.*	RS	Taft, CA (Summit HS)
46	Drew Bryant	LB	6-2	215	Fr.*	RS	Sparks, NV (Reed HS)
56	Joe Castignani	LB	6-2	225	Fr.*	RS	San Jose, CA (Bellarmine Prep)
39	Franklyn Cervenka	PK	5-10	170	Jr.*	RS	La Cañada Flintridge, CA (Pasadena City College/ Wagner/La Cañada HS)
75	Aaron Cochran	OL	6-8	340	So.*	SQ	Atwater, CA (Buhach Colony HS)
10	Caleb Coleman	CB	6-0	190	So.*	1L	Berkeley, CA (St. Mary's College HS)
20	Jeffrey Coprich	RB	5-8	175	Jr.*	1L	Watts, CA (West Ranch HS/Golden Beach HS)
52	David Davis	DT	6-0	285	Sr.*	1L	Palos Verdes Estates, CA (Long Beach City College/ Washington State/Palos Verdes HS)
9	Trevor Davis	WR	6-2	185	Sr.*	1L	Martinez, CA (Hawai'i/Alhambra HS)
31	Raymond Davison	LB	6-2	225	So.*	1L	Encino, CA (Crespi Carmelite HS)
36	Kaodi Dike	S	6-2	210	Jr.	TR	Mountain House, CA (Nevada/St. Mary's HS)
1	Devante Downs	LB	6-3	240	So.	1L	Mountlake Terrace, WA (Mountlake Terrace HS)
37	Cedric Dozier	CB	5-10	180	Jr.*	2L	Roanoke, AL (Lakes HS)
84	Justin Dunn	WR	6-3	195	Fr.*	RS	Lafayette, CA (Campolindo HS)
45	Kennedy Emesibe	DE	6-3	255	Fr.*	RS	Hesperia, CA (Oak Hills HS)
23	Vic Enwere	RB	6-1	230	So.	1L	Missouri City, TX (Fort Bend Austin HS)
37	Ethan Erickson	PK/P	6-1	170	Fr.	HS	Pacific Palisades, CA (Palisades HS)
59	Brian Farley	OL	6-7	290	Sr.*	2L	San Diego, CA (Patrick Henry HS)
14	Chase Forrest	QB	6-2	190	Fr.*	RS	Santa Ana, CA (Mater Dei HS)
42	David Garner	S	5-9	195	So.*	1L	Fort Lauderdale, FL (University School/North Broward Prep)
74	Ryan Gibson	OL	6-1	280	Fr.	HS	Bay St. Louis, MS (St. Stanislaus HS)
45	Grant Gluhaich	LS	5-10	185	Fr.	HS	Morgan Hill, CA (Bellarmine Prep)
16	Jared Goff	QB	6-4	215	Jr.	2L	Novato, CA (Marin Catholic HS)
34	De'Zhon Grace	CB	5-10	175	So.*	RS	Oakland, CA (Willamette/Bishop O'Dowd HS)
55	Dominic Granado	OL/LS	6-4	290	Jr.*	RS	Huntington Beach, CA (Golden West College/Edison HS)
14	A.J. Greathouse	S	6-0	190	So.	1L	Chandler, AZ (Hamilton HS)
37	Fabiano Hale	RB	5-11	225	So.	SQ	Santa Cruz, CA (Soquel HS)
25	Chad Hansen	WR	6-2	195	So.*	RS	Fillmore, CA (Idaho State/Moorpark HS)
3	Maurice Harris	WR	6-3	195	Sr.*	3L	Greensboro, NC (Northern Guilford HS)
20	Jaylinn Hawkins	CB	6-1	195	Fr.	HS	Buena Park, CA (Buena Park HS)
77	J.D. Hinnant	OL	6-4	290	So.*	SQ	Fountain Valley, CA (Fountain Valley HS)
94	Trevor Howard	DE	6-3	230	Fr.	HS	Thousand Oaks, CA (Oaks Christian HS)
11	Raymond Hudson	TE	6-3	235	So.*	1L	Pleasanton, CA (Foothill HS)
90	Mustafa Jalil	DT	6-4	315	Sr.*	3L	San Diego, CA (Cathedral Catholic HS)
7	Jalen Jefferson	LB	6-2	240	Sr.*	3L	Oxnard, CA (Ventura St. Bonaventure HS)
11	Jonathan Johnson	DE	6-2	245	Sr.*	1L	Pittsburgh, PA (Pierce College/Snow College/Woodland Hills HS)
78	Vincent Johnson	OL	6-5	285	So.*	1L	El Dorado Hills, CA (Christian Brothers HS)
44	Zeandae Johnson	DE	6-3	250	Fr.	HS	Fresno, CA (Central HS)
82	Frank Kapp	TE	6-3	220	Fr.	HS	Los Altos, CA (Mountain View HS)
30	Jake Kearney	LB	6-2	225	Jr.	1L	Livermore, CA (College of San Mateo/Granada HS)
91	Trevor Kelly	DT	6-0	300	Sr.*	1L	South San Francisco, CA (College of San Mateo/ Sacramento State/El Camino HS)
43	Dylan Klumph	P/PK	6-3	230	So.	JC	Malibu, CA (Golden West College/Crespi HS)
13	Kyle Kragen	DE	6-2	245	Sr.*	1L	Danville, CA (Diablo Valley College/San Ramon Valley HS)
28	Patrick Laird	WR	6-0	205	So.	1L	San Luis Obispo, CA (Mission Prep HS)
2	Daniel Lasco	RB	6-1	205	Sr.*	3L	The Woodlands, TX (The Woodlands HS)
4	Kenny Lawler	WR	6-3	195	Jr.*	2L	Pomona, CA (Upland HS)

NUMERICAL ROSTER

NO	NAME	POS
1	Devante Downs	LB
1	Bryce Treggs	WR
2	Darius Allensworth	CB
2	Daniel Lasco	RB
3	Maurice Harris	WR
3	Cameron Walker	CB/S
4	Derron Brown	S
4	Kenny Lawler	WR
5	Trey Turner	S
5	Tre Watson	RB
6	Carlos Strickland	WR
6	Darius White	CB
7	Ross Bowers	QB
7	Jalen Jefferson	LB
7	Vic Wharton	WR
8	Michael Barton	LB
9	Matt Anderson	PK
9	Trevor Davis	WR
9	James Looney	DT
10	Caleb Coleman	CB
10	Darius Powe	WR
11	Andrew Black	QB
11	Raymond Hudson	TE
11	Jonathan Johnson	DE
13	Erik Brown	WR
13	Kyle Kragen	DE
14	Chase Forrest	QB
14	A.J. Greathouse	S
15	Antoine Albert	CB
15	David Maaghul	QB
16	Jared Goff	QB
16	Cole Leininger	P
16	Chibuzo Nwokocha	S
17	Austin Aaron	WR
17	Luke Rubenzer	S/QB
18	Cole Webb	QB
18	Joel Willis	CB
19	Noah Beito	PK/P
19	Brandon Singleton	WR
20	Jeffrey Coprich	RB
20	Jaylinn Hawkins	CB
21	Jack Austin	WR
21	Stefan McClure	S
22	Nathan Broussard	LB
22	Lonny Powell	RB
23	Vic Enwere	RB
23	Malik Psalms	CB
24	Evan Rambo	S
24	Matt Rockett	WR
25	Hamilton Anoa'i	LB
25	Chad Hansen	WR
26	Griffin Piatt	S
28	Patrick Laird	WR
28	Quentin Tartabull	S
29	Khalfani Muhammad	RB
29	Khari Vanderbilt	S
30	Jake Kearney	LB
31	Raymond Davison	LB
31	Bug Rivera	RB/WR
32	Billy McCrary III	S
32	Nick White	WR
33	Noah Westerfield	DE
34	De'Zhon Grace	CB
36	Kaodi Dike	S
36	Jonathan McDonald	S
37	Cedric Dozier	CB

16	Cole Leininger	P	6-1	210	Sr.	3L	Fruit Cove, FL (Bartram Trail HS)
9	James Looney	DT	6-3	280	So.*	SQ	Lake Worth, FL (Wake Forest/Lake Worth HS)
75	Puka Lopa	DE	6-1	250	Sr.*	3L	Sacramento, CA (Grant HS)
15	David Maaghul	QB	6-4	220	Fr.	HS	San Francisco, CA (Salsberry School/XXXX)
92	Marcus Manley	DT	6-3	300	Jr.*	1L	Los Angeles, CA (Santa Monica College/Fairfax HS)
45	Chase Marshall	OL	6-3	245	Fr.*	RS	Lake Oswego, OR (Lakeridge HS)
43	Harrison Mayo	LB	6-3	225	Fr.	HS	Pleasanton, CA (Amador Valley HS)
21	Stefan McClure	S	5-11	205	Sr.*	3L	Vista, CA (Vista HS)
32	Billy McCrary III	S	5-10	185	Fr.	HS	Austin, TX (Rouse HS)
36	Jonathan McDondal	S	5-11	180	Fr.*	RS	Orinda, CA (Miramonte HS)
41	Robbie McInerny	PK	5-10	170	So.*	SQ	Laguna Beach, CA (Laguna Beach HS)
99	Malik McMorris	DL	5-11	300	Fr.	HS	Santa Ana, CA (Mater Dei HS)
79	Patrick Mekari	OL	6-4	290	Fr.	HS	Westlake Village, CA (Westlake HS)
97	Tony Mekari	DT	6-1	280	So.*	1L	Thousand Oaks, CA (Westlake HS)
64	Steven Moore	OL	6-6	305	Jr.*	2L	Elk Grove, CA (Elk Grove HS)
29	Khalfani Muhammad	RB	5-9	170	Jr.	2L	Inglewood, CA (Notre Dame HS)
38	Alex Netherda	RB/WR	6-0	200	Fr.	HS	Santa Rosa, CA (Maria Carrillo HS)
47	Hardy Nickerson	LB	6-0	225	Jr.*	2L	Oakland, CA (Bishop O'Dowd HS)
81	Kanawai Noa	WR	6-0	175	Fr.	HS	Honolulu, HI (Punahou HS)
86	Justin Norbeck	TE/FB	6-2	240	So.	JC	Irvine, CA (Golden West College/Mater Dei HS)
48	Bradley Northnagel	LS	6-3	250	Jr.*	SQ	San Carlos, CA (Junipero Serra HS)
16	Chibuzo Nwokocha	S	6-1	205	Fr.*	RS	Elk Grove, CA (Cosumnes Oaks HS)
54	Deion Oliver	OL	6-4	290	Fr.*	RS	Warminster, PA (Archbishop Wood HS/Central Bucks East HS)
57	Addison Ooms	OL	6-4	295	Fr.*	RS	Laguna Niguel, CA (Mater Dei HS)
40	David Ortega Jr.	LB	5-9	215	Fr.*	RS	Moraga, CA (De La Salle HS)
85	Nick Palleschi	TE	6-5	210	Fr.	HS	Kailua-Kona, HI (Hawai'i Prep)
96	Chris Palmer	DT	6-4	290	Fr.*	RS	Lawrenceville, GA (Naval Academy Preparatory School/ Collins Hill HS)
70	Benji Palu	OL	6-0	280	Jr.	JC	Burlingame, CA (College of San Mateo/Burlingame HS)
26	Griffin Piatt	S	6-3	205	Jr.*	1L	Moraga, CA (Campolindo HS)
10	Darius Powe	WR	6-3	220	Sr.	3L	Lakewood, CA (Lakewood HS)
22	Lonny Powell	RB	5-10	210	Fr.	HS	Sacramento, CA (Sacramento HS)
23	Malik Psalms	CB	6-2	175	Fr.	HS	Chino Hills, CA (Ayala HS)
24	Evan Rambo	S	6-3	190	Fr.	HS	Los Angeles, CA (La Salle HS)
73	Jordan Rigsbee	OL	6-5	300	Sr.*	3L	Chico, CA (Pleasant Valley HS)
31	Bug Rivera	RB/WR	5-7	180	Jr.*	SQ	Cypress, CA (San Diego/Cypress HS)
24	Matt Rockett	WR	5-9	180	So.	1L	Santa Ana, CA (Mater Dei HS)
17	Luke Rubenzer	S/QB	6-0	195	So.	1L	Scottsdale, AZ (Saguaro HS)
51	Cameron Saffie	DE	6-3	240	Fr.	HS	Sammamish, WA (Skyline HS)
19	Brandon Singleton	WR	6-0	165	Fr.	HS	Boutte, LA (Hahnville HS)
6	Carlos Strickland	WR	6-4	200	Fr.	HS	Dallas, TX (Skyline HS)
28	Quentin Tartabull	S	5-11	190	Fr.*	RS	Mission Hills, CA (Bishop Alemany HS)
55	Aisea Tongilava	LB	6-0	220	So.	1L	Garden Grove, CA (Orange Lutheran HS)
56	Michael Trani	OL	6-3	290	Fr.*	RS	La Mirada, CA (La Mirada HS)
1	Bryce Treggs	WR	6-0	185	Sr.	3L	Inglewood, CA (St. John Bosco HS)
5	Trey Turner	S	6-0	180	Fr.	HS	Mobile, AL (Murphy HS)
53	Russell Ude	DT	6-3	260	Fr.	HS	Atlanta, GA (The Westminster School)
58	Semisi Uluave	OL	6-5	345	Fr.	HS	Honolulu, HI (Punahou HS)
29	Khari Vanderbilt	S	6-1	195	Jr.	JC	San Jose, CA (San Jose City College/Independence HS)
3	Cameron Walker	CB/S	5-10	185	Jr.	2L	Los Angeles, CA (Loyola HS)
5	Tre Watson	RB	5-10	195	So.	1L	Corona, CA (Centennial HS)
18	Cole Webb	QB	6-0	180	Sr.*	SQ	San Pedro, CA (El Camino College/Mary Star of the Sea HS)
87	Kyle Wells	TE	6-3	230	Fr.*	RS	Loomis, CA (Del Oro HS)
33	Noah Westerfield	DE	6-3	245	So.	1L	Frisco, TX (Wakeland HS)
7	Vic Wharton	WR	6-0	200	So.*	1L	Spring Hill, TN (Tennessee/Independence HS)
6	Darius White	CB	6-0	180	Sr.	1L	Grenada, MS (Itawamba Community College/Grenada HS)
32	Nick White	WR	6-2	185	Fr.*	RS	Irvine, CA (Beckman HS)
18	Joel Willis	CB	5-11	190	Sr.*	2L	Garden Grove, CA (Pacifica HS)
95	DeVante Wilson	DE	6-5	265	Jr.*	JC	Corona, CA (Riverside Community College/USC/Corona HS)
88	Patrick Worstell	WR	6-2	190	Jr.*	1L	Danville, CA (San Ramon Valley HS)

*has utilized redshirt season prior to 2015

COACHING STAFF

HEAD COACH: Sonny Dykes, 3rd Season (Texas Tech, 1993)

OFFENSIVE COORDINATOR/QUARTERBACKS/RUNNING BACKS: Tony Franklin, 3rd Season (Murray State, 1979)

DEFENSIVE COORDINATOR: Art Kaufman, 2nd Season (Arkansas at Monticello, 1980)

DEFENSIVE BACKS: Greg Burns, 2nd Season (Washington State, 1995)

ASSOCIATE HEAD COACH/LINEBACKERS: Garret Chachere, 3rd Season (Tulane, 1992)

RUN GAME COORDINATOR/OFFENSIVE LINE: Brandon Jones, 1st Season (Texas Tech, 2006)

INSIDE RECEIVERS: Jacob Peeler, 3rd Season (Louisiana Tech, 2007)

DEFENSIVE LINE: Fred Tate, 2nd Season (Southern Miss, 1997)

ASSISTANT HEAD COACH/SPECIAL TEAMS COORDINATOR: Mark Tommerdahl, 3rd Season (Concordia College – MN, 1983)

HEAD STRENGTH AND CONDITIONING COACH: Damon Harrington, 3rd Season (Louisiana Tech, 2000)

37	Ethan Erickson	PK/P
37	Fabiano Hale	RB
38	Harry Adolphus	P/PK
38	Alex Netherda	RB/WR
39	Franklyn Cervenka	PK
40	David Ortega Jr.	LB
41	Todd Barr	DE
41	Robbie McInerny	PK
42	David Garner	S
43	Dylan Klumph	P/PK
43	Harrison Mayo	LB
44	Zeandae Johnson	DE
45	Kennedy Emesibe	DE
45	Grant Gluhaich	LS
45	Chase Marshall	OL
46	Drew Bryant	LB
47	Hardy Nickerson	LB
48	Jacob Anderson	S
48	Bradley Northnagel	LS
50	Hunter Abel	LB
50	Zach Artman	OL
51	Cameron Saffie	DE
52	David Davis	DT
53	Russell Ude	DT
54	Deion Oliver	OL
55	Dominic Granado	OL/LS
55	Aisea Tongilava	LB
56	Joe Castignani	LB
56	Michael Trani	OL
57	Addison Ooms	OL
58	Semisi Uluave	OL
59	Brian Farley	OL
64	Steven Moore	OL
66	Chris Borrayo	OL
70	Benji Palu	OL
72	Kamryn Bennett	OL
73	Jordan Rigsbee	OL
74	Ryan Gibson	OL
75	Aaron Cochran	OL
75	Puka Lopa	DE
76	Henry Bozakas	OL
77	J.D. Hinnant	OL
78	Vincent Johnson	OL
79	Patrick Mekari	OL
80	Jake Ashton	TE
81	Kanawai Noa	WR
82	Frank Kapp	TE
84	Justin Dunn	WR
85	Nick Palleschi	TE
86	Justin Norbeck	TE/FB
87	Kyle Wells	TE
88	Patrick Worstell	WR
89	Nick Allard	DE
89	Stephen Anderson	TE
90	Mustafa Jalil	DT
91	Trevor Kelly	DT
92	Marcus Manley	DT
93	Luc Bequette	DT
94	Trevor Howard	DE
95	DeVante Wilson	DE
96	Chris Palmer	DT
97	Tony Mekari	DT
98	Cody Bickham	DE
99	Malik McMorris	DL

PRESEASON DEPTH CHART
OFFENSE

LT	64	Steven Moore (6-6, 305, Jr.**)
	78	Vincent Johnson (6-5, 285, So.*)
LG	66	Chris Borrayo (6-3, 310, Jr.**)
	77	J.D. Hinnant (6-4, 290, So.*)
C	57	Addison Ooms (6-4, 295, Fr.*)
	56	Michael Trani (6-3, 290, Fr.*)
RG	73	Jordan Rigsbee (6-5, 300, Sr.*)
	72	Kamryn Bennett (6-3, 290, Fr.*)
RT	59	Brian Farley (6-7, 290, Sr.*)
	55	Dominic Granado (6-4, 290, Jr.*)
QB	16	Jared Goff (6-4, 215, Jr.)
	14	Chase Forrest (6-3, 190, Fr.*)
OR	17	Luke Rubenzer (6-0, 195, So.)
	7	Ross Bowers (6-2, 190, Fr.)
	18	Cole Webb (6-0, 180, Sr.*)
	11	Andrew Black (6-0, 205, Fr.*)
RB	2	Daniel Lasco (6-1, 205, Sr.*)
	23	Vic Enwere (6-1, 230, So.)
	5	Tre Watson (5-10, 195, So.)
	29	Khalfani Muhammad (5-9, 170, Jr.)
	22	Lonny Powell (5-10, 210, Fr.)
	31	Bug Rivera (5-7, 180, Jr.*)
	20	Jeffrey Coprich (5-8, 175, Jr.*)
X	9	Trevor Davis (6-2, 185, Sr.*)
	21	Jack Austin (6-3, 210, So.*)
OR	25	Chad Hansen (6-3, 190, So.*)
Y	89	Stephen Anderson (6-3, 230, Sr.*)
	11	Raymond Hudson (6-3, 235, So.*)
	24	Matt Rockett (5-9, 180, So.)
	87	Kyle Wells (6-3, 230, Fr.*)
H	1	Bryce Treggs (6-0, 185, Jr.)
	10	Darius Powe (6-3, 220, Sr.)
	24	Matt Rockett (5-9, 180, So.)
OR	28	Patrick Laird (6-0, 205, So.)
Z	4	Kenny Lawler (6-3, 195, Jr.*)
	3	Maurice Harris (6-3, 195, Sr.*)
	13	Erik Brown (6-1, 175, Fr.*)

SPECIALISTS

PK/KO	19	Noah Beito (6-0, 185, Jr.*)
	9	Matt Anderson (6-0, 185, Jr.*)
	39	Franklyn Cervenka (5-10, 170, Jr.*)
	41	Robbie McInerny (5-10, 170, So.*)
P	16	Cole Leininger (6-1, 210, Sr.)
SNAP	48	Bradley Northnagel (6-3, 250, Jr.*)
HLD	16	Cole Leininger (6-1, 210, Sr.)
	21	Jack Austin (6-3, 210, So.*)

DEFENSE

DE	13	Kyle Kragen (6-2, 245, Sr.*)
	33	Noah Westerfield (6-3, 245, So.)
	45	Kennedy Emesibe (6-3, 255, Fr.*)
DT	9	James Looney (6-3, 280, So.*)
	91	Trevor Kelly (6-0, 300, Sr.*)
	92	Marcus Manley (6-3, 300, Jr.*)
DT	90	Mustafa Jalil (6-4, 315, Sr.*)
	97	Tony Mekari (6-1, 280, So.*)
	52	David Davis (6-0, 285, Sr.*)
DE	75	Puka Lopa (6-1, 250, Sr.*)
	11	Jonathan Johnson (6-2, 245, Sr.*)
SAM	30	Jake Kearney (6-2, 225, Jr.)
	10	Caleb Coleman (6-0, 190, So.*)
MIKE	47	Hardy Nickerson (6-0, 225, Jr.*)
	25	Hamilton Anoa'i (6-2, 235, So.)
	31	Raymond Davison (6-2, 225, So.*)
	22	Nathan Broussard (6-3, 245, Sr.*)
WILL	8	Michael Barton (6-0, 240, Jr.*)
	1	Devante Downs (6-3, 240, So.)
	55	Aisea Tongilava (6-0, 220, So.)
	7	Jalen Jefferson (6-2, 240, Sr.*)
CB	6	Darius White (6-0, 180, Sr.)
	34	De'Zhon Grace (5-10, 175, So.*)
S	26	Griffin Piatt (6-3, 205, Jr.*)
OR	17	Luke Rubenzer (6-0, 195, So.)
	3	Cameron Walker (5-10, 185, Jr.)
FS	21	Stefan McClure (5-11, 205, Sr.*)
OR	4	Derron Brown (6-1, 200, So.)
	14	A.J. Greathouse (6-0, 190, So.)
CB	2	Darius Allensworth (6-0, 190, So.*)
	37	Cedric Dozier (5-10, 180, Jr.*)

PR	1	Bryce Treggs (6-0, 185, Sr.)
	9	Trevor Davis (6-2, 185, Sr.*)
KR	9	Trevor Davis (6-2, 185, Sr.*)
AND	29	Khalfani Muhammad (5-9, 170, Jr.)
	1	Bryce Treggs (6-0, 185, Sr.)
AND	5	Tre Watson (5-10, 195, So.)

**has utilized redshirt season prior to 2015*

*2015 Fall Newcomers Not Listed

PRONUNCIATIONS
PLAYERS

NO	NAME	PRONUNCIATION
38	Harry ADOLPHUS	uh-DOLPH-us
15	ANTOINE Albert	AN-twan
89	STEPHEN Anderson	steven
25	Hamilton ANOA'I	ah-no-WAD-ee
76	Henry BAZAKAS	buzz-ACK-iss
19	Noah BEITO	BAY-toe
72	KAMRYN Bennett	CAM-rin
93	LUC BEQUETTE	luke beckett
66	Chris BORRAYO	bore-l-oh
4	DERRON Brown	duh-RON
56	Joe CASTIGNANI	cas-tin-YAW-nee
39	Franklyn CERVENKA	sir-VANK-uh
20	Jeffrey COPRICH	COP-rich
36	KAODI DIKE	cody DEE-kay
45	Kennedy EMESIBE	eh-MEZ-bee
23	Vic ENWERE	en-where-E
45	Grant GLUHAICH	glue-HYCH
34	DE'ZHON Grace	DAY-zhon
37	FABIANO Hale	fah-BEE-ahno
77	J.D. HINNANT	HEN-unt
90	Mustafa JALIL	juh-LEAL
7	JALEN Jefferson	JAY-len
44	ZEANDAE Johnson	zee-ON-day
43	Dylan KLUMPH	klump
16	Cole LEININGER	lining-GUR
75	PUKA LOPA	POO-kuh LOW-puh
15	David MAAGHUL	maggie rhymes with hagggle
21	STEFAN McClure	STEPH-un
41	Robbie MCINERNY	mac-N-ernie
79	Patrick MEKARI	muh-CARE-ee
97	Tony MEKARI	muh-CARE-ee
29	KHALFANI Muhammad	CAL-fawn-ee
16	CHIBUZO NWOKOCHA	CHEE-boo-zo woe-COACH-ah
38	Alex NETHERDA	nuh-THERD-uh
81	KANAWAI Noa	kahn-A-vie
57	Addison OOMS	OH-ms
85	Nick PALLESCI	pa-lesh-l
70	Benji PALU	paw-lu
26	Griffin PIATT	PIE-ut
10	Darius POWE	pow
23	Malik PSALMS	salms
17	Luke RUBENZER	ROO-benzer
28	Quentin TARTABULL	tarta-BULL
55	AISEA TONGILAVA	isiah tong-uh-LAVA
56	Michael TRANI	train-E
53	Russell UDE	OOH-dey
58	SEMISI ULUAVE	suh-ME-c U-lu-wah-vey
29	KHARI Vanderbilt	kuh-HARI rhymes with safari
7	Vic WHARTON	WAR-tin
88	Patrick WORSTELL	WORE-stell

COACHES

NAME	PRONUNCIATION
Garret CHACHERE	sash-er-RAY
Mark TOMMERDAHL	TUM-ur-doll

COACHING STAFF



SONNY DYKES
Head Coach

CALIFORNIA

HEAD COACH

SONNY DYKES
Head Coach, 3rd Season

Sonny Dykes has the Cal football program on the cusp of a breakthrough season in his third campaign as the Golden Bears' head coach and his 21st as a collegiate football coach in 2015. There is a tremendous amount of optimism at Cal after the Bears' four-win improvement in 2014 that

was the best turnaround for the program since 2002 and left Cal one victory shy of playing in its first bowl game since 2011.

Cal finished the 2014 season with a 5-7 overall record and a 3-6 mark in conference action to place fourth in the Pac-12 North for its highest showing since the 2011 team was also fourth. Cal won four of its first five games to begin the 2014 season with back-to-back wins over Northwestern and Sacramento State. After a heartbreaking loss on a Hail Mary on the final play of the game in its Pac-12 opener at Arizona, the Bears recovered by scoring a combined 119 points in back-to-back thrilling and record-setting victories over Colorado (in double overtime) and at Washington State. Cal received votes in the AP Top 25 and USA Today national polls for the first time since 2011 on Oct. 5 after the 4-1 start and a 2-1 Pac-12 record that put Cal in first place (Pac-12 North) three games into the league schedule for the first time since 2006. The Bears picked up their fifth win of the campaign at Oregon State.

Cal ranked in the top 25 nationally in a total of 10 categories in 2014 including blocked punts allowed (T1st, 0), passing offense (6th, 346.0 ypg), scoring offense (10th, 38.3 ppg), total offense (13th, 495.2 ypg), fourth-down conversion percentage (14th, 67.9%, 19-28), blocked punts (T16th, 1), first downs offense (19th, 319), third-down conversions (23rd, 46.1%), team passing efficiency (24th, 145.77) and kickoff returns (24th, 22.9 ypg).

Cal set or equaled 12 single-season school or modern-era records in 2014. The Bears established single-season records for passing yards (4,152), passing touchdowns (37), total yards per game (495.2 ypg), first downs passing (188), kick return touchdowns (2), fewest punt returns allowed (7) and


SONNY DYKES FILE

Birthdate	November 9, 1969
Hometown	Big Springs, TX
High School	Coronado HS
College	Texas Tech, 1993
Family	Bachelor's in History Wife, Kate Daughters, Alta (Ally) and Charlotte (Charlie)

COLLEGIATE COACHING HISTORY

Season	School	Position
1995	Navarro College	Running Backs
1996	Navarro College	Passing Game/Quarterbacks
1997	Kentucky	Graduate Assistant/Tight Ends
1998	Northeast Louisiana	Wide Receivers
1999	Kentucky	Special Teams/Wide Receivers
2000	Texas Tech	Wide Receivers
2001	Texas Tech	Wide Receivers
2002	Texas Tech	Wide Receivers
2003	Texas Tech	Wide Receivers
2004	Texas Tech	Wide Receivers
2005	Texas Tech	Co-Offensive Coordinator/Wide Receivers
2006	Texas Tech	Co-Offensive Coordinator/Wide Receivers
2007	Arizona	Offensive Coordinator/Quarterbacks
2008	Arizona	Offensive Coordinator/Quarterbacks
2009	Arizona	Offensive Coordinator/Quarterbacks
2010	Louisiana Tech	Head Coach
2011	Louisiana Tech	Head Coach
2012	Louisiana Tech	Head Coach
2013	Cal	Head Coach
2014	Cal	Head Coach
2015	Cal	Head Coach

HEAD COACHING RECORD

Year	School	Overall Record	Conference Record/Place
2010	Louisiana Tech	5-7	4-4/5th WAC
2011	Louisiana Tech	8-5	6-1/1st WAC
2012	Louisiana Tech	9-3	4-2/3rd WAC
2013	Cal	1-11	0-9/6th Pac-12 North
2014	Cal	5-7	3-6/4th Pac-12 North
Totals		28-33	(14-7 WAC, 3-15 Pac-12)

BOWL HISTORY (11 GAMES)

*Season	School	Bowl Game
1999	Kentucky	Music City Bowl
2000	Texas Tech	Galleryfurniture.com Bowl
2001	Texas Tech	Alamo Bowl
2002	Texas Tech	Tangerine Bowl
2003	Texas Tech	Houston Bowl
2004	Texas Tech	Holiday Bowl
2005	Texas Tech	Cotton Bowl
2006	Texas Tech	Insight Bowl
2008	Arizona	Las Vegas Bowl
2009	Arizona	Holiday Bowl
2011	Louisiana Tech	Poinsettia Bowl

*Season in which bowl game was played

HEAD COACH



opponent penalty yards (973). Cal set modern-era school records for points (459), scoring average (38.2 ppg) and touchdowns (61) that were second all-time behind the 1920 team (510 points, 56.7 ppg, 72 touchdowns), while tying modern-era records for PAT (56) and PAT attempts (57). Cal's 5,942 yards of total offense in 2014 was also second in school history. In addition, the Bears were involved in 18 single-game marks and became the first Cal team in the modern era to score 55 or more points in a game three times including 40 or more five times and 30 or more on 10 occasions.

Cal was able to achieve all of this in 2014 with 42 players seeing action for the first time in their Cal career including 23 freshmen with 11 of those true freshmen. The Bears also used 19 other players for the first time in their Cal career. Cal players that accounted for over 80 percent of the team's offensive production in the following categories in 2014 are scheduled to return in 2015 – passing (99.7%), total offense (99.3%), rushing (98.4%), all-purpose (89.6%), touchdowns (88.5%) and receiving (84.6%).

National honors candidate Jared Goff has put up huge numbers in the last two seasons under Dykes' tutelage and holds a total of 19 school records. Goff has already registered all-time school marks with 12 career 300-yard passing performances and 17 250-yard passing games, while his 636 completions are second on the school's all-time list. He is also third all-time with 7,481 passing yards, 53 passing touchdowns, 1,040 pass attempts and 7,375 yards of total offense, as well as fourth with a 135.13 passer efficiency rating. Goff also owns all-time school records for consecutive 300-yard passing games (6) and most consecutive passes without an interception (185).

Goff set 15 single-season, single-game or single-play school records in 2014 including passing yards (3,973), most yardage gained (3,973), passing touchdowns (35), touchdowns responsible for (35), 300-yard passing games (7), consecutive 300-yard passing games (6), most consecutive passes without an interception (185) and total offense (3,929). He completed 316-of-509 passes (62.1%) with seven interceptions for a 147.59 passer efficiency

rating that was the fourth-best single-season mark in school history. His 2014 totals for passing yardage and touchdown passes are also both eighth on the all-time Pac-12 single-season rankings. Goff also had three single-game school records in 2014 with 527 passing yards against Washington State, and seven touchdown passes in regulation and seven touchdowns responsible for against Colorado, while adding a school-best 92-yard completion to Daniel Lasco in the same contest.

Goff also ranked among the nation's top 10 in six individual categories in 2014 including passing touchdowns (5th), passing yards (5th), passing yards per game (5th, 331.1 ypg), completions per game (5th, 26.33 cpg), total offense (8th, 327.4 ypg) and points responsible for per game (9th, 18.0 ppg).

Dykes also tutored Goff as a 2013 true freshman when he started all 12 games and became the first true freshman quarterback in school history to start a season-opener. Goff set school records in passing yards (3,508), most yardage gained (3,508), total offense (3,446), completions (320), pass attempts (531) and total plays (590) in his first season as the Bears' signal caller before eclipsing the first three in 2014. Goff also finished the 2013 season among the nation's top 25 in completions per game (6th, 26.67 cpg), passing yards per game (12th, 292.3 ypg), passing yards (18th) and total offense (24th, 287.2 ypg).

Despite being an inexperienced unit that was the nation's second-youngest to start the season and battling injuries that caused players on the preseason depth chart to miss 138 games, Cal still set school records in 2013 for single-season passing yards (3,977), pass completions (368) and total plays (1,046), with the passing yards mark being broken in 2014. The passing offense finished third in the Pac-12 and 10th in the nation with an average of 331.4 yards per game that was also the best in school history before being surpassed in 2014. Cal's 5,443 yards of total offense in 2013 is the fourth-highest total in school history and its average of 453.6 yards per game ranks fifth.

HEAD COACH



From Left to Right: Alta (Ally), Kate, Sonny and Charlotte (Charlie) Dykes

There are also positive signs off the field for a program that improved its single-season Academic Progress Rate (APR) score by 46 points to 969 in the first report date under Dykes and saw its four-year APR move up three points in its second season with greatly improved data expected the next time the numbers are reported in 2016. In addition, Dykes' program has become one of Cal's most active in the community.

Dykes came to Cal after spending three seasons at Louisiana Tech where he directed an offense that led the nation in both scoring offense (51.50 ppg) and total offense (577.92 ypg) during his final campaign at the helm in 2012. He spent three seasons as head coach for the Bulldogs, compiling a 22-15 record and winning 16 of 17 regular-season games during one stretch over the 2011 and 2012 schedules.

Dykes guided his 2012 Louisiana Tech team to a 9-3 mark, including road victories over FBS opponents Illinois (52-24), Houston (56-49) and Virginia (44-28). The Bulldogs also lost a narrow 59-57 decision to a Texas A&M team that later defeated top-ranked Alabama and earned a spot in the Cotton Bowl. Louisiana Tech reached as high as No. 18 in the national polls according to USA Today and was No. 19 in the AP Top 25 after jumping out to a 9-1 start.

Dykes' high-energy style of offense produced a prolific unit that in addition to leading the nation in both scoring offense and total offense in 2012 produced the fifth-highest per-game scoring average ever by a team in the Football Bowl Subdivision (FBS). The squad also finished among the NCAA's top 20 in passing offense (3rd, 350.75 ypg), sacks allowed (7th, 0.83 per game), turnover margin (10th, +1.08 per game) and rushing offense (17th, 227.17 ypg). The Bulldogs scored more than 40 points in 11 of 12 games and over 50 points on eight occasions.

Quarterback Colby Cameron was named the 2012 WAC Offensive Player of the Year and earned the Sammy Baugh Award presented to college football's top passer by The Touchdown Club of Columbus.

During his tenure at Louisiana Tech, Dykes engineered a turnaround for a program that improved all three seasons under his leadership. The Bulldogs were 4-8 the year before he arrived in 2009, then proceeded to finish 5-7, 8-5 and 9-3 in successive campaigns. In 2011, Louisiana Tech started just

1-4 before winning seven consecutive games to clinch the Western Athletic Conference title – the team's first league championship in a decade – and a berth in the Poinsettia Bowl. Dykes was named the WAC Coach of the Year.

Dykes, the son of former longtime Texas Tech coach Spike Dykes, boasts a resume that includes additional stops in the Pac-12, Big 12 and SEC, where he served under such head coaches as Mike Stoops (Arizona), Mike Leach (Texas Tech) and Hal Mumme (Kentucky).

As offensive coordinator and quarterbacks coach at Arizona for three seasons from 2007-09, Dykes helped the Wildcats to the 2008 Las Vegas Bowl and 2009 Holiday Bowl after having not reached the postseason for 10 years. Arizona posted marks of 8-5 both seasons and tied for second in 2009 with a 6-3 league mark in what was then the Pac-10.

Under his direction, the Wildcat offense established five single-season records. Arizona ranked 10th nationally in passing yards in 2007 (308.50 ypg), and the Wildcats were 16th in scoring (36.62 ppg) and 33rd in total offense in 2008 (402.38 ypg).

Prior to his tenure at Arizona, Dykes spent seven seasons at his alma mater, Texas Tech, serving as receivers coach from 2000-04 and adding the title of co-offensive coordinator from 2005-06. The Red Raiders made seven straight postseason appearances and won 56 games during the span, including four postseason victories in the Tangerine, Houston, Holiday and Insight bowls over his last five seasons. In 2006, Dykes received the Mike Campbell Top Assistant Coach Award from the American Football Coaches Association, the same year he was recognized as one of the top 25 recruiters in the country by Rivals.

Dykes began his collegiate coaching career with a two-year stint from 1995-96 at Navarro College in Corsicana, Texas. He also was a baseball assistant at Monahans High School in Texas in 1994 and a football assistant at Pearce High School outside Dallas in 1995.

Born in Big Springs, Texas, Dykes received his bachelor's degree in history from Texas Tech in 1993 and was a member of the Red Raider baseball team for two seasons. He is married to the former Kate Golding and they have two daughters, Alta (Ally) and Charlotte (Charlie).

ASSISTANT COACHES



TONY FRANKLIN

Offensive Coordinator/Quarterbacks/Running Backs, 3rd Season

Tony Franklin is in his third season as Cal's offensive coordinator and quarterbacks coach in 2015 and this season has also added the tutoring of the running backs to his duties for the first time at Cal. Franklin's offense has been a record-setting group that has been among the nation's best in his first two campaigns at Cal with a bright outlook for its third season in 2015 with over 80 percent of the team's offensive production in the following categories in 2014 scheduled to return – passing (99.7%), total offense (99.3%), rushing (98.4%), all-purpose (89.6%), touchdowns (88.5%) and receiving (84.6%).

Cal set or equaled 9 single-season school or modern-era records on the offense side of the ball in 2014 in its second season under Franklin's leadership. The Bears established single-season records for passing yards (4,152), passing touchdowns (37), total yards per game (495.2 ypg) and first downs passing (188). Cal also set modern-era school records for points (459), scoring average (38.2 ppg) and touchdowns (61) that were second all-time behind the 1920 team (510 points, 56.7 ppg, 72 touchdowns), while tying modern-era records for PAT (56) and PAT attempts (57). Cal's 5,942 yards of total offense in 2014 was also second in school history. In addition, the Bears became the first Cal team in the modern era to score 55 or more points in a game three times including 40 or more five times and 30 or more on 10 occasions.

Cal set or equaled 9 single-season school or modern-era records on the offense side of the ball in 2014 in its second season under Franklin's leadership. The Bears established single-season records for passing yards (4,152), passing touchdowns (37), total yards per game (495.2 ypg) and first downs passing (188). Cal also set modern-era school records for points (459), scoring average (38.2 ppg) and touchdowns (61) that were second all-time behind the 1920 team (510 points, 56.7 ppg, 72 touchdowns), while tying modern-era records for PAT (56) and PAT attempts (57). Cal's 5,942 yards of total offense in 2014 was also second in school history. In addition, the Bears became the first Cal team in the modern era to score 55 or more points in a game three times including 40 or more five times and 30 or more on 10 occasions.



TONY FRANKLIN FILE

Birthdate	August 29, 1957
Hometown	Princeton, KY
High School	Caldwell County HS
College	Murray State, 1979 Bachelor's in Education Murray State, 1989 Master's in Education
Family	Wife, Laura Daughters, Chelsea, Caroline and Caitlin

COLLEGIATE COACHING HISTORY

Season	School	Position
1997	Kentucky	Running Backs
1998	Kentucky	Running Backs
1999	Kentucky	Running Backs
2000	Kentucky	Offensive Coordinator/Wide Receivers
2006	Troy	Offensive Coordinator/Quarterbacks
2007	Troy	Offensive Coordinator/Quarterbacks
*2008	Auburn	Offensive Coordinator/Quarterbacks
2009	Middle Tennessee	Offensive Coordinator/Quarterbacks
2010	Louisiana Tech	Offensive Coordinator/Quarterbacks
2011	Louisiana Tech	Offensive Coordinator/Quarterbacks
2012	Louisiana Tech	Offensive Coordinator/Quarterbacks
2013	Cal	Offensive Coordinator/Quarterbacks
2014	Cal	Offensive Coordinator/Quarterbacks
2015	Cal	Offensive Coordinator/Quarterbacks/Running Backs

**also coached Auburn in the 2007 Chick-fil-A Bowl*

BOWL HISTORY (6 GAMES)

*Season	School	Bowl vs. Opponent
1998	Kentucky	Outback Bowl
1999	Kentucky	Music City Bowl
2006	Troy	New Orleans Bowl
2007	Auburn	Chick-fil-A Bowl
2009	Middle Tennessee	New Orleans Bowl
2011	Louisiana Tech	Poinsettia Bowl

**Season in which bowl game was played*

Cal ranked in the top 25 nationally in a total of seven offensive categories in 2014 including passing offense (6th, 346.0 ypg), scoring offense (10th, 38.3 ppg), total offense (13th, 495.2 ypg), fourth-down conversion percentage (14th, 67.9%, 19-28), first downs offense (19th, 319), third-down conversions (23rd, 46.1%) and team passing efficiency (24th, 145.77).

Franklin's first offensive unit at Cal in 2013 set single-season school records for passing yards (3,977), pass completions (368) and total plays (1,046), with the passing yards mark being broken in 2014. The passing offense finished third in the Pac-12 and 10th in the nation with an average of 331.4 yards per game that was also the best in school history before being surpassed in 2014. Cal's 5,443 yards of total offense in 2013 is the fourth-highest total in school history and its average of 453.6 yards per game ranks fifth.

"Tony and I share a similar vision for what we want our offense to look like," head coach Sonny Dykes said. "The most important thing is that we both want to figure out a way to move the football, score points and win games. We've done it different ways in the past and the great thing about Tony is that he just wants to win. He doesn't care how we do it. That's the basis for building a good program is to have unselfish people and he does a great job of doing that."

"The future for Cal football and this offense has never been brighter," Franklin said. "I'm excited to see this evolve into a championship program."

ASSISTANT COACHES

Year two saw dramatic improvement in offensive production and we expect to be even better in year three.”

“After living in Berkeley for a couple of years, and working in the Cal community I'm more convinced than ever that there isn't a better opportunity for young people to receive the world's best academic opportunity, coupled with an exciting championship brand of football and life!” Franklin added.

National honors candidate Jared Goff has been a huge reason for the team's improvement and developed tremendously under Franklin's guidance, setting 19 school records and putting up huge numbers over the last two seasons. Goff has already registered all-time school marks with 12 career 300-yard passing performances and 17 250-yard passing games, while his 636 completions are second on the school's all-time list. He is also third all-time with 7,481 passing yards, 53 passing touchdowns, 1,040 pass attempts and 7,375 yards of total offense, as well as fourth with a 135.13 passer efficiency rating. Goff also owns all-time school records for consecutive 300-yard passing games (6) and most consecutive passes without an interception (185).

Goff set 12 single-season, single-game or single-play school records in 2014 including passing yards (3,973), most yardage gained (3,973), passing touchdowns (35), touchdowns responsible for (35), 300-yard passing games (7), consecutive 300-yard passing games (6), most consecutive passes without an interception (185) and total offense (3,929). He completed 316-of-509 passes (62.1%) with seven interceptions for a 147.59 passer efficiency rating that was the fourth-best single-season mark in school history. His 2014 totals for passing yardage and touchdown passes are also both eighth on the all-time Pac-12 single-season rankings. Goff also had three single-game school records in 2014 with 527 passing yards against Washington State, and seven touchdown passes in regulation and seven touchdowns responsible for against Colorado, while adding a school-best 92-yard completion to Daniel Lasco in the same contest.

Goff also ranked among the nation's top 10 in six individual categories in 2014 including passing touchdowns (5th), passing yards (5th), passing yards per game (5th, 331.1 ypg), completions per game (5th, 26.33 cpg), total offense (8th, 327.4 ypg) and points responsible for per game (9th, 18.0 ppg).

Franklin developed Goff as a 2013 true freshman when he started all 12 games and became the first true freshman quarterback in school history to start a season-opener. Goff set school records in passing yards (3,508), most yardage gained (3,508), total offense (3,446), completions (320), pass attempts (531) and total plays (590) in his first season as the Bears' signal caller before eclipsing the first three in 2014. Goff also finished the 2013 season among the nation's top 25 in completions per game (6th, 26.67 cpg), passing yards per game (12th, 292.3 ypg), passing yards (18th) and total offense (24th, 287.2 ypg).

Goff has thrown to a prolific group of wide receivers the last two seasons with all of his primary targets from last season other than Chris Harper returning in 2015.

Cal had three players finish the season with over 50 catches – Kenny Lawler (54), Harper (52) and Bryce Treggs (52) – for the first time in school history in 2014. The Bears also had four players with more than 45 receptions, adding Stephen Anderson (46) to the group and eight with 20 or more with the addition of Daniel Lasco (33), Maurice Harris (25), Trevor Davis (24) and Darius Powe (20). Lawler also led the team in both yards receiving (701) and touchdown receptions (9).

Treggs (77) and Harper (70) were Goff's primary receivers in 2013 when they put up career-high reception totals that are fourth and seventh on the school's all-time single-season list. Richard Rodgers also had his most productive season by far at Cal, picking up career highs of 39 receptions and 608 yards receiving, and was a third-round pick of the Green Bay Packers in 2014 NFL Draft.

Cal's running game also got moving under Franklin in 2014 with the emergence of Daniel Lasco, who was named the team's Most Valuable Player and earned an honorable mention All-Pac-12 selection from the league's coaches after becoming the first Cal player to rush for 1,000 yards or more since Isi Sofele in 2011 by totaling 1,115 rushing yards, while adding 14 total touchdowns including 12 on the ground that ranked ninth on Cal's all-time single-season list. Lasco was also a threat out of the backfield with 33 receptions for 356 yards receiving and two scores. His combined 1,471 rushing and receiving yards were the most by a Cal player since 2008 when Jahvid Best combined for 1,826 (1,580 rushing, 246 receiving).

Franklin served in the same role for Dykes at Louisiana Tech from 2010-12. In his final campaign with the Bulldogs, Louisiana Tech posted a

9-3 record and led the nation in scoring offense (51.50 points per game) and total offense (577.92 ypg) to make Franklin a nominee for the Broyles Award given annually to the college football's top assistant coach and one of four finalists for the FootballScoop.com Offensive Coordinator of the Year.

In addition to leading the nation in scoring and total offense with an offense that posted the fifth-highest per-game scoring average ever by a team in the Football Bowl Subdivision (FBS), Louisiana Tech ranked among the NCAA's top 20 in 2012 in passing offense (3rd, 350.75 ypg), fewest sacks allowed (7th, 0.83 spg), turnover margin (10th, +1.08 per game) and rushing offense (18th, 227.17 ypg). The Bulldogs scored more than 40 points in 11 of 12 games and over 50 points on eight occasions.

Quarterback Colby Cameron was named the 2012 Western Athletic Conference Offensive Player of the Year and earned the Sammy Baugh Award presented to college football's top passer by The Touchdown Club of Columbus. Cameron completed 359-of-522 passes (68.8%) for 4,147 yards and 31 touchdowns with just five interceptions. He ranked third nationally in total offense (360.33 ypg), while he was 22nd in the nation in passing efficiency (153.19). Cameron also set a new NCAA record for most consecutive passes without an interception over his first 428 attempts in 2012 and totaled 444 going back to the previous season.

Second-team AP All-American Quinton Patton, now a member of the San Francisco 49ers, was Cameron's top receiver and a Biletnikoff Award semifinalist in 2012 with 104 catches for 1,392 yards receiving and 13 touchdown receptions. Patton led the WAC in both per-game receiving yards (116.00 ypg) and receptions (8.67 rpg), with those numbers ranking fourth and fifth nationally. Myles White added 56 catches for 718 yards receiving and six touchdowns, while ranking fourth and sixth in the WAC in per-game yards receiving (59.83 ypg) and receptions (4.67 rpg).

On the ground, running back Kenneth Dixon was tabbed the WAC Freshman of the Year and earned Freshman All-American honors after breaking Marshall Faulk's NCAA freshman records for rushing touchdowns (27), total touchdowns (28) and points (168). Dixon led the country in scoring with an average of 14.00 points per game while totaling 1,194 yards on 200 carries. He was also second in the WAC and 33rd nationally in rushing with an average of 106.42 yards per game. Capital One Academic All-America® first teamer Ray Holley, a graduate student pursuing a degree in counseling with a 3.50 GPA, added 740 yards and seven touchdowns on the ground over 142 rushes.

During Franklin's second season in Ruston in 2011 he orchestrated an offense that was fundamentally sound and continued to improve weekly on a Louisiana Tech team that finished 8-5 overall and won the WAC title with a 6-1 league record before advancing to play TCU in the Poinsettia Bowl. Tech ranked third in the nation with five different scoring drives over 90 yards during the season. That precision guided Tech's offensive explosion at Fresno State when the team scored 34 points and notched over 400 yards of offense in the first half alone. The offense produced more than 40 points on three occasions and averaged 31.71 points per contest during a seven-game win streak to end the regular season. Patton was among both the top receivers in the WAC and across the nation in per-game yards receiving (92.46 ypg, No. 2 WAC, No. 20 NCAA) and receptions (6.08 rpg, No. 4 WAC, No. T28 NCAA), finishing with totals of 79 receptions for 1,202 yards receiving and 11 touchdowns.

In Franklin's first year on Tech's staff, his spread offense exploded into a high-octane mechanism in the middle of the season resulting with the team scoring 34 points or more in four of the final six contests and 41 or more three times. Running back Lennon Creek was the team's top threat, rushing for 1,181 yards and 10 scores on 212 carries. His average of 98.42 yards rushing per game ranked third in the WAC and 22nd nationally.

Franklin spent one season as the offensive coordinator and quarterbacks coach at Middle Tennessee in 2009 prior to his three-year stint at Louisiana Tech. At MTSU, Franklin's offense generated 421.69 total yards of offense and 32.00 points per game, the fourth and seventh highest totals in school history for a team that posted a 10-3 record that was its best since 1992 and had a seven-game win streak to end the season that was the longest at the school since the 1985 squad won its first 11 contests. The Blue Raider offense, which produced three All-Sun Belt Conference players, scored 30 or more points nine times, including each of the last five games, and topped the 400-yard mark in total offense on eight occasions. Franklin's 2009 unit set school records in total yards (5,482), passing yards (3,064) and total points (416), with per-game averages that were 23rd nationally in scoring, and 27th in total offense and rushing offense (186.00 ypg).

ASSISTANT COACHES



Middle Tennessee quarterback Dwight Dasher came of age in Franklin's offensive schemes. The second-team All-Sun Belt Conference performer was the MVP of the 2009 New Orleans Bowl, where he broke Vince Young's NCAA record for yards rushing in a bowl game by a quarterback with 201 (since broken by Johnny Manziel in the 2013 Cotton Bowl). Dasher ranked seventh in the nation in total offense (303.31 ypg), threw for a school-record 23 TD passes and was named the SBC Player of the Week three times that season. Dasher finished the season with totals of 2,789 yards passing and 1,154 yards rushing to become only the eighth player in NCAA history to pass for over 2,000 yards and rush for 1,000 in the same season, and the first quarterback in Middle Tennessee history to rush for 1,000.

Franklin made his way to Middle Tennessee after a brief stint as the offensive coordinator and quarterbacks coach at Auburn, where he coached the Tigers to an overtime victory over Clemson in the 2007 Chick-fil-A Bowl. He remained in the role six games into the 2008 season, with Auburn adding to his Chick-fil-A Bowl victory in 2007 by sporting a 4-2 record in 2008 before he was released from his duties. The Tigers were 0-5 against Division I teams the remainder of the 2008 campaign following his departure.

Franklin was in the same capacity the previous two seasons at Troy (2006-07) where the Trojans combined to go 16-9 overall and 12-2 in the Sun Belt Conference while collecting two league titles. During that span his offense scored 30 or more points 11 times and on eight occasions in his second season, including games against Florida, Georgia and Oklahoma State. In 2007, his squad led the Sun Belt in scoring offense (34.00 ppg) and total offense (452.83 ypg), with a No. 16 national ranking in the latter.

In addition to helping the Trojans to their first Sun Belt Conference title and a victory in the New Orleans Bowl in his first season at Troy, Franklin helped engineer the second-ranked offensive unit in the Sun Belt just one year after the team ranked last in the league in total offense. The Trojans ranked first in the league in passing offense, again one year after ranking last, despite facing three of the top-20 ranked passing defense teams in the country during the season, and more than doubled their offensive output in conference action to 25.23 points per game.

Franklin spent four campaigns on the football staff at Kentucky from 1997-2000 following 16 seasons as a high school football coach. During his tenure at Kentucky, the Wildcats enjoyed unprecedented success on the offensive side of the ball, setting several NCAA, SEC and school records. After coaching running backs for the first three seasons, Franklin was named

offensive coordinator and wide receivers coach for the 2000 campaign and led the Wildcats to success as the nation's second-best passing offense as well as the country's 11th-best team in total offense.

Franklin's two-back combinations at Kentucky outgained any two-back combinations in the SEC in total yards from scrimmage for three straight seasons. Quarterbacks Tim Couch, Dusty Bonner and Jared Lorenzen each led the SEC in passing during their time as Kentucky quarterbacks, and Couch was the first player selected in the 1999 NFL Draft. Several other UK players reached their goals of making NFL teams after their experience in the high-powered offense.

Franklin was also named one of the top 10 recruiters in the South during his four years at Kentucky as he helped lead the Wildcats to their first back-to-back bowl appearances in 15 seasons in 1998 and 1999, including their first New Year's Day Bowl game appearance in 47 years against Penn State in the Outback Bowl following the end of the 1998 campaign.

Franklin also spent one season in 2003 as the general manager and head coach of the Lexington Horsemen of the National Indoor Football League, successfully leading the team to a first-round playoff game and a 9-5 regular-season record as an expansion franchise in its inaugural season. The team paced the Atlantic Division in scoring, averaging 53.1 points per game.

In addition to his coaching career, Franklin is the owner of The Tony Franklin Systems that conducts a series of football seminars for coaches emphasizing winning solutions. USA Today took notice of Franklin's football coaching and teaching abilities in a feature story in 2005 which detailed his consulting successes as a nationally sought-after offensive football coach.

Franklin has also written a pair of books and received rave reviews for his second publication, *Victor's Victory*, which chronicled the tragic death and spectacular life of 15-year-old Hoover High School football player Victor Dionte Hill, who died from sudden cardiac arrest on the football practice field during one of Franklin's consulting sessions. The book has helped to continue the mission of Cheryl Hill, Victor's mother, to make teachers, coaches, and parents aware of the need for automatic external defibrillators (AED) in every school and youth organization in Alabama.

Franklin received his bachelor's and master's degrees in education from Murray State in 1979 and 1989, where he was a two-year starter as a running back. He is married to Laura Franklin, and they have three daughters: Chelsea, Caroline and Caitlin.

ASSISTANT COACHES

ART KAUFMAN
Defensive Coordinator, 2nd Season

Art Kaufman is in his second season as the defensive coordinator at Cal and his 34th as a collegiate coach in 2015 looking to continue upon the improvements his defensive unit made in his first campaign with the Bears in 2014 that were highlighted by an improvement of 48 spots

and 44 yards per game in rush defense to No. 38 nationally (144.6 ypg). Other significant improvements in Kaufman's first season included a defense that shaved 6.1 points per game off the total number of points allowed and finished 35 spots higher nationally in red zone defense.

"Art had a tremendous influence on our program in his first season," head coach Sonny Dykes said. "His extensive experience as a defensive coordinator has made everybody comfortable. He is a great communicator who has a detailed and organized plan on teaching and implementing a defense and a clear vision of what he wants. I am excited to see our defense continue to get better and better down the road, and I feel confident in Art's abilities to lead our defense."

Kaufman will have a veteran group in 2015 with 17 players that made 105 starts returning from his 2014 Cal defense (compared to 10 returning starters that made 65 starts in 2013 during his first season. Among the returns starters are preseason All-Pac-12 selections junior linebacker Michael Barton, senior defensive lineman Mustafa Jalil, senior cornerback Darius White and senior safety Stefan McClure. All told, defensive players on the roster have made 168 starts and played in 495 games with Jalil's 32 games played and Jalen Jefferson's 27 starts leading the way. Barton was the team's leader in tackles (80) and tackles for loss (7.5) in 2014. The Bears return 12 of their top 13 players in tackles from a year ago as well as 19 of the 22 players who had tackles for loss, nine of the 10 players who had sacks and eight of the nine who made interceptions.

In addition to a veteran group of players, Kaufman has his entire full-time defensive coaching staff returning from a year ago in position coaches Greg Burns (defensive backs), Garret Chachere (linebackers) and Fred Tate (defensive line).

"Continuity on a coaching staff is critical and with Art and his staff back for a second season in 2015, our defense should continue to make dramatic improvements," Dykes said.


ART KAUFMAN FILE

Birthdate	December 23, 1957
Hometown	Dermott, AR
High School	Dermott HS
College	Arkansas at Monticello, 1980 Bachelor's in Agriculture
Family	Daughters, Tara, Taylor and Madison

COLLEGIATE COACHING HISTORY

Season	School	Position
1982	Delta State	Graduate Assistant
1983	Northwestern State	Outside Linebackers
1984	Northwestern State	Outside Linebackers
1985	Northwestern State	Outside Linebackers
1986	Northwestern State	Outside Linebackers
1987	Northwestern State	Defensive Coordinator/Linebackers
1988	Mississippi	Defensive Ends/Outside Linebackers
1989	Mississippi	Defensive Ends/Outside Linebackers
1990	Mississippi	Defensive Ends/Outside Linebackers
1991	Mississippi	Defensive Ends/Outside Linebackers
1992	Louisiana Tech	Defensive Coordinator/Linebackers
1993	Louisiana Tech	Defensive Coordinator/Linebackers
1994	Louisiana Tech	Defensive Coordinator/Linebackers
1995	Mississippi	Defensive Coordinator/Linebackers
1996	Mississippi	Defensive Coordinator/Linebackers
1997	Mississippi	Defensive Coordinator/Linebackers
1998	Mississippi	Defensive Coordinator/Linebackers
1999	Mississippi	Defensive Coordinator/Linebackers
2000	Mississippi	Defensive Coordinator/Linebackers
2001	Arkansas Tech	Defensive Coordinator/Linebackers
2002	Arkansas Tech	Defensive Coordinator/Linebackers
2003	East Carolina	Defensive Line
2004	East Carolina	Defensive Line
2005	Middle Tennessee	Linebackers
2006	Middle Tennessee	Linebackers
2007	Middle Tennessee	Linebackers
2008	Southern Miss	Defensive Line/Special Teams
2009	North Carolina	Linebackers
2010	North Carolina	Linebackers
2011	North Carolina	Defensive Coordinator/Linebackers
2012	Texas Tech	Defensive Coordinator/Linebackers
2013	Cincinnati	Defensive Coordinator/Linebackers
2014	Cal	Defensive Coordinator
2015	Cal	Defensive Coordinator

BOWL HISTORY (13 GAMES)

*Season	School	Bowl Game
1989	Mississippi	Liberty Bowl
1990	Mississippi	Gator Bowl
1997	Mississippi	Motor City Bowl
1998	Mississippi	Independence Bowl
1999	Mississippi	Independence Bowl
2000	Mississippi	Music City Bowl
2006	Middle Tennessee	Motor City Bowl
2008	Southern Miss	New Orleans Bowl
2009	North Carolina	Meineke Car Care Bowl
2010	North Carolina	Meineke Car Care Bowl
2011	North Carolina	Independence Bowl
2012	Texas Tech	Meineke Car Care Bowl
2013	Cincinnati	Belk Bowl

*Season in which bowl was played

ASSISTANT COACHES

Kaufman became Cal's defensive coordinator in January of 2014 after having developed some of the top defenses in the country at multiple stops over his 33-year collegiate career. He is in his 14th campaign as a defensive coordinator at the NCAA Football Bowl Subdivision level in 2015, having previously served in the role at Cincinnati, North Carolina, Mississippi and Texas Tech. Kaufman was nominated for the prestigious Broyles Award given annually to college football's top assistant coach both at North Carolina in 2011 and Texas Tech in 2012.

"I feel like we took a few steps to becoming a better defense in 2014 and that our defense will continue to improve quickly," Kaufman said. "I'm looking forward to building a strong defense that will make significant contributions to our success as a football team. Sonny Dykes is in the initial stages of building a tremendous football program at Cal, and it's great to be part of that process early on."

Kaufman was the defensive coordinator and linebackers coach at Cincinnati in 2013 when the Bearcats finished 9-4 overall and played in the Belk Bowl. Kaufman's 2013 defense was one of the best in the country, ranking in the top 10 nationally in both rushing defense (6th, 104.5 ypg) and total defense (9th, 315.6 ypg). Cincinnati was also among the top 30 in 10 of the 11 primary defensive categories tracked in the national stats, including 14th in scoring defense (21.0 ppg), third-down conversion percentage defense (33.1%) and first downs defense (230); 23rd in sacks (2.69 spg) and red-zone defense (76.5%); 25th in team passing efficiency defense (116.75); 26th in tackles for loss (6.80 tflpg); and 29th in passing yards allowed (211.2 ypg).

At Cincinnati he coached first-team All-American Athletic Conference defensive lineman Jordan Stepp in the inaugural season of the league while three Bearcats – defensive lineman Silverberry Mouhon, linebacker Greg Blair and cornerback Deven Drane – were second-team selections on the defensive side of the ball. Blair led the squad with 106 tackles, while Mouhon (9.5 spg) and Stepp (6.0 spg) were first and second on the club in sacks.

The performance of Kaufman's defense during his single season in Cincinnati came on the heels of a 2012 campaign in which he led a complete overhaul of the Texas Tech defense. Inheriting a 2011 unit that ranked 114th nationally in total defense (485.58 ypg), the Red Raiders improved to 38th (367.31 ypg) while ranking second in the Big 12 Conference. Texas Tech was keyed by a pass defense that led the league and ranked 15th in the country (192.00 ypg). The Red Raiders finished 8-5 overall and were victorious at the Meineke Car Care Bowl.

Texas Tech defensive lineman Kerry Hyder along with defensive backs Cody Davis and D.J. Johnson were named second-team All-Big 12 in 2012 while Davis was also a first-team Capital One Academic All-America® selection and one of 15 finalists for the prestigious William B. Campbell Trophy also known as the "Academic Heisman". Davis led the team in tackles (101) and interceptions (3), including one that he returned 88 yards for a touchdown, while adding seven pass breakups and 3.5 tackles for loss. Johnson was second on the squad with 90 stops while Hyder finished third with 56 tackles, a team-leading 14.0 tackles for loss and a team co-leading 6.0 sacks. He tallied 10.5 tackles for loss during Big 12 play to rank third in the league.

Kaufman joined the Red Raiders from North Carolina, where he was the defensive coordinator for the Tar Heels in 2011 and the linebackers coach for three campaigns from 2009-11. Kaufman helped guide the 2011 Tar Heels to a No. 27 ranking in rush defense (123.92 ypg), a No. 48 national ranking in total defense (365.23 ypg) and an appearance against Missouri in the Independence Bowl.

North Carolina developed several outstanding linebackers under Kaufman's guidance, including current NFL players Zach Brown (Tennessee), Bruce Carter (Tampa Bay), and Kevin Reddick (Carolina).

Brown posted strong numbers in his final season in 2011 to earn first-team All-Atlantic Coast Conference honors when he paced the Tar Heels with 105 tackles and co-led the squad with three interceptions and three pass breakups, while adding 13.5 tackles for loss and 5.5 sacks. Defensive tackle Quinton Coples also picked up first-team All-ACC honors for the second consecutive season and was selected by the New York Jets in the first round of the 2012 NFL Draft with the 16th selection overall.

Reddick (74) and Brown (72) were North Carolina's top two tacklers in 2010, with Brown adding three interceptions that he ran back for 113 yards. Despite injuries to Carter and linebacker Quan Sturdivant, a sixth-round 2011 NFL Draft pick of the Arizona Cardinals, the Tar Heels finished fourth in the ACC and 30th in the country in total defense (338.54 ypg) led by a rushing defense that was fourth in the league and 22nd nationally (125.62 ypg).

Carolina's linebackers helped lead a unit that finished first in the ACC and sixth in the nation in total defense (269.62 ypg) on the team's way to an



8-5 record and a spot in the Meineke Car Care Bowl in 2009. The Tar Heels were 10th in the country against the run (95.62 ypg) and finished 13th in scoring defense (17.08 ppg), ranking first and second in the conference. Carolina was the only team in the country to finish among the top 15 in total defense, rushing defense, third-down efficiency (3rd, 29.4%), tackles for loss (6th, 8.08 tflpg), pass defense (14th, 174.0 ypg) and pass efficiency defense (14th, 105.32). Sturdivant earned first-team All-ACC honors after leading the Tar Heels with 79 stops, while Carter was a second-team all-conference pick.

Prior to his three-year run at North Carolina, Kaufman spent one season coaching the defensive line and special teams at Southern Miss (2008), three coaching linebackers at Middle Tennessee (2005-07), two as the defensive line coach at East Carolina (2003-04), and two as the defensive coordinator and linebackers coach at Arkansas Tech (2001-02).

During his lone season at Southern Miss, the Golden Eagles posted a 7-6 record and won their last five games, including a New Orleans Bowl victory. Kaufman's 2006 team at Middle Tennessee won a co-Sun Belt title and was the school's first bowl squad in 45 seasons, with the Blue Raiders' defense ranking third in the nation in tackles for loss (8.08 tflpg) and 20th in sacks (2.77 spg). His first team at Arkansas Tech was 8-2.

Kaufman coached 10 of the previous 13 seasons over two stints at Mississippi, starting in 1988 with a four-year run working with the defensive ends and linebackers before returning to Ole Miss for six campaigns from 1995-2000 as the defensive coordinator and linebackers coach.

During his first stint at Ole Miss, Kaufman helped guide the Rebels to back-to-back bowl appearances during the 1989 (Liberty Bowl) and 1990 (Gator Bowl) seasons for the first time since 1970 and 1971. In his second tour of duty, the Rebels played in four straight bowls (1997-2000) with his 1999 squad ranking fourth nationally in rushing defense (76.9 ypg).

In between his two stints at Mississippi he spent three seasons as the defensive coordinator and linebackers coach at Louisiana Tech (1992-94). His 1992 team ranked fourth nationally in total defense (256.5 ypg).

Kaufman also coached five seasons at Northwestern State (1983-87), working with the outside linebackers for the first four campaigns before being promoted to defensive coordinator/linebackers coach for his fifth and final season.

Kaufman broke into the coaching business as a graduate assistant at Delta State in 1982 after receiving his bachelor's degree from the University of Arkansas at Monticello in 1980. He was a four-year starting linebacker during his collegiate playing days with the Boll Weevils.

A native of Dermott, Ark., Kaufman has three daughters: Tara, Taylor and Madison.

ASSISTANT COACHES

GREG BURNS
Defensive Backs, 2nd Season

Greg Burns, an 18-year veteran in the collegiate coaching profession who has been a member of 10 bowl game staffs, is in his second season as the defensive backs coach at Cal in 2015. Burns has spent nine of the last 13 seasons working in the Pac-12 with four previous campaigns each at USC and Arizona State. Among Burns' 10 bowl games are four BCS bowls all during his time at USC when he was part of a Trojans' coaching staff that won back-to-back AP national championships in 2003 and 2004.

"The coaching and recruiting experience Greg has at the highest levels of college football, his familiarity with the Pac-12 and the type of players the league attracts has already begun to pay dividends," head coach Sonny Dykes said. "He's a good communicator and teacher who has a lot of credibility having coached and played in this league. He is a fair and demanding coach who does an excellent job communicating with his student-athletes."

"I'm excited to be a member of the coaching staff at Cal and back in the Pac-12," Burns said. "I have always admired the tradition and excellence of Cal football, and I feel that my experience and skill sets in coaching, teaching and recruiting fit well at Cal and in this conference. I am looking forward to being part of a staff that has us headed in the right direction and add to the program's storied tradition."

In his first season at Cal in 2014, Burns' defensive backs dealt with significant injuries at the safety position and a tremendous amount of youth and inexperience at cornerback. Key veteran safeties Stefan McClure, Griffin Piatt and Avery Sebastian combined to miss 21 possible starts due to injury. The


GREG BURNS FILE

Birthdate	November 9, 1972
Hometown	Los Angeles, CA
High School	Dorsey HS
College	Washington State, 1995 Bachelor's in Psychology Washington State, 1997 Master's in Counseling Psychology
Family	Wife, Crystal Sons, Cristopher, Carter and Cooper

COLLEGIATE COACHING HISTORY

Season	School	Position
1997	Idaho	Cornerbacks
1998	Louisville	Cornerbacks
1999	Louisville	Cornerbacks
2000	Louisville	Cornerbacks
2001	Louisville	Cornerbacks
2002	USC	Defensive Backs
2003	USC	Defensive Backs
2004	USC	Defensive Backs
2005	USC	Defensive Backs
2006	Tampa Bay (NFL)	Defensive Backs
2007	Kansas State	Defensive Backs
2008	Arizona State	Cornerbacks
2009	Arizona State	Cornerbacks
2010	Arizona State	Cornerbacks
2011	Arizona State	Cornerbacks
2012	Purdue	Defensive Backs
2013	Massachusetts	Defensive Backs
2014	Cal	Defensive Backs
2015	Cal	Defensive Backs

BOWL HISTORY (10 GAMES)

*Season	School	Bowl Game
1998	Louisville	Motor City Bowl
1999	Louisville	Humanitarian Bowl
2000	Louisville	Liberty Bowl
2001	Louisville	Liberty Bowl
2002	USC	Orange Bowl
2003	USC	Rose Bowl (BCS National Championship Game)
2004	USC	Orange Bowl (BCS National Championship Game)
2005	USC	Rose Bowl
2011	Arizona State	MAACO Bowl
2012	Purdue	Heart of Dallas Bowl

*Season in which bowl was played

team's three starting cornerbacks in 2014 – Cedric Dozier, Cameron Walker and Darius White – had a combined four starts at the position prior to the season.

In addition to having more experienced players in the defensive backfield in 2015, Cal is also bringing in significant reinforcements. Converted quarterback Luke Rubenzer and junior college transfer Derron Brown took the majority of reps in the spring of 2015 with projected starters McClure and Piatt still on the mend. Brown is one of eight new scholarship defensive backs on the 2015 Cal roster.

In addition to his Pac-12 experience, Burns has other collegiate coaching stops at Idaho, Louisville, Kansas State, Purdue and Massachusetts.

Burns spent the 2013 season as the defensive backs coach for a Massachusetts' unit that ranked No. 42 nationally in passing yards allowed (217.8 ypg).

Burns was at Purdue in 2012 when three of the Boilermakers' five players on All-Big Ten teams came from his secondary in cornerbacks Ricardo

ASSISTANT COACHES



Allen and Josh Johnson, and safety Landon Feichter. Purdue ranked No. 43 nationally in pass efficiency defense (124.59).

Burns joined the Purdue staff after spending the previous four seasons (2008-11) as the cornerbacks coach at Arizona State. The Sun Devils led the Pac-10 and finished among the nation's top units in 2009 in total defense (No. 13, 297.58 ypg), rushing defense (No. 19, 108.58 ypg) and passing defense (No. 26, 189.00 ypg). Arizona State also led the conference in rushing defense and was No. 16 nationally (119.67 ypg) the following season in 2010, while ranking second in the league and among the nation's top units in tackles for loss (No. 8, 7.42 tflpg), pass efficiency defense (No. 20, 108.58) and scoring defense (No. 26, 21.08 ppg). Defensive back Omar Bolden was a first-team All-Pac-10 selection in 2010 and selected in the fourth round of the 2011 NFL Draft by the Denver Broncos, where he has played in 47 of 48 regular-season games over the past three seasons.

Prior to his four campaigns at ASU, Burns spent the 2007 season as defensive backs coach at Kansas State.

Burns' lone season in the NFL came with the Tampa Bay Buccaneers as the team's defensive backs coach in 2006, where he coached cornerback Ronde Barber in his second and final All-Pro season.

His two national championships in 2003 and 2004 came during a tremendously successful run as the defensive backs coach at USC under Pete Carroll for four seasons from 2002-05, with the Trojans also winners of the BCS National Championship Game in January of 2005 following the 2004 campaign.

During his time at USC, Burns developed a reputation as one of the brightest young secondary coaches in the country and mentored a number of standout performers, including All-American safeties Troy Polamalu (2002) and Darnell

Bing (2005). He also coached first-team All-Pac-10 cornerback Will Poole in 2003. Polamalu was a first-round selection (16th overall) of the Pittsburgh Steelers in the 2003 NFL Draft, while Poole and Bing were fourth-round picks of the Miami Dolphins and Detroit Lions in 2004 and 2006. Terrell Thomas, who played one season for Burns in 2005, ended up a second-round selection of the New York Giants in the 2008 NFL Draft. In 2004, the Trojans were ninth nationally in pass defense.

Burns previously coached cornerbacks for four seasons at Louisville from 1998-2001 and produced six All-Conference USA selections during his tenure, including first-teamers Anthony Floyd (2000, 2001) and Antonio Roundtree (1998) while Rashad Holman was selected by the San Francisco 49ers in the sixth round of the 2001 NFL Draft. The Cardinals ranked 18th nationally in pass efficiency defense and had 20 interceptions in his final season in 2001. In 2000, Louisville led the nation in interceptions (27) and was 20th in the country in pass efficiency defense. Louisville played in bowls during each of the four seasons of his tenure at the 1998 Motor City Bowl, 1999 Humanitarian Bowl, and 2000 and 2001 Liberty Bowl.

He started his career with one campaign as the cornerbacks coach at Idaho (1997) with the Vandals intercepting 13 passes.

Burns was a four-year letterwinner (1991-93, 1995) and three-year starter at Washington State, earning honorable mention All-Pac-10 honors in 1992 when the Cougars won the Copper Bowl. He earned his bachelor's degree in psychology from Washington State in 1995 and his master's in counseling psychology from the same school in 1997.

Burns participated on the football and track and field teams at Dorsey High School in Los Angeles, where he graduated from in 1991.

He and his wife Crystal have three sons: Christopher, Carter and Cooper.

ASSISTANT COACHES

GARRET CHACHERE
Linebackers, 3rd Season

Garret Chachere is in his third season at Cal in 2015 and his second season as the team's linebackers coach after working with the defensive ends in his debut season with the Golden Bears in 2013. Chachere has coached several positions on both sides of the ball during

his 23 seasons as a collegiate coach but is most experienced with linebackers having worked more than half of his time with that group.

"Garret had the chance to move back to natural position as a linebackers coach last season and developed an excellent group of linebackers that return this season," head coach Sonny Dykes said. "We expect those players to really come into their own this season in their second year being coached by Garret. Our players really enjoy working with Garret and have a lot of respect for his knowledge of the game."

Chachere coached three of the team's four top tacklers in 2014 in juniors Michael Barton (80) and Hardy Nickerson (69), and senior Jalen Jefferson (58) that were major factors in the team's one-year improvement of 48 spots and 44 yards per game in rush defense to No. 38 nationally (144.6 ypg). Barton and Nickerson recorded new career bests in tackles in 2014 while Jefferson was just shy of the 64 stops he picked up as a 2013 sophomore. The three have combined to play in over 68 games played and 54 starts and occupy the top three spots among the team's active players on the career tackles list with Jefferson (169) leading the way followed by Barton (144) and Nickerson (133) for a combined 446 stops.


GARRET CHACHERE FILE

Birthdate	March 17, 1969
Hometown	New Orleans, LA
High School	Brother Martin HS
College	Tulane, 1992
	Bachelor's in Communication
Family	Wife, Lauren
	Sons, Grant, Noah and Jackson
Pronunciation	sash-er-RAY

COLLEGIATE COACHING HISTORY

Season	School	Position
1992	Cheyney	Defensive Backs/Running Backs
1993	Bloomsburg	Defensive Backs
1994	Bucknell	Defensive Backs/Special Teams Coordinator
1995	Nicholls State	Linebackers
1996	Nicholls State	Linebackers
1997	Nicholls State	Linebackers
1998	Northeast Louisiana	Tight Ends
1999	Tulane	Linebackers/Punt Return Coordinator
2000	Tulane	Linebackers/Punt Return Coordinator
2001	Tulane	Linebackers/Punt Return Coordinator
2002	Tulane	Linebackers/Punt Return Coordinator
2003	Tulane	Linebackers/Punt Return Coordinator
2004	Tulane	Linebackers
2005	Tulane	Linebackers
2006	Tulane	Linebackers
2007	Memphis	Special Teams Coordinator
2008	Memphis	Special Teams Coordinator
2009	Arizona	Wide Receivers
2010	Arizona	Wide Receivers
2011	Arizona	Running Backs
2012	Southern Miss	Special Teams Coordinator/Tight Ends
2013	Cal	Defensive Ends
2014	Cal	Linebackers
2015	Cal	Linebackers

BOWL (5 GAMES)/NCAA PLAYOFF HISTORY (1 GAME)

*Season	School	Bowl/NCAA Playoffs
1996	Nicholls State	NCAA Division I-AA Playoffs First Round
2002	Tulane	Hawai'i Bowl
2007	Memphis	New Orleans Bowl
2008	Memphis	St. Petersburg Bowl
2009	Arizona	Holiday Bowl
2010	Arizona	Alamo Bowl

**Season in which bowl games/playoffs were played*

In addition to the veteran trio junior Jake Kearney, and sophomores Raymond Davison, Devante Downs and Aisea Tongilava should all be in the mix for playing time in 2015, while senior Nathan Broussard is also expected to return after missing the last two seasons due to a pair of knee injuries.

Although linebacker is the position Chachere has the most experience coaching, it is only one of six different positions he has coached for teams that have reached postseason play.

Before he took over Cal's linebackers in 2014, Chachere worked with a group of defensive ends in his first season at Cal in 2013 that came into the campaign lacking a single start at the position at the collegiate level and helped develop the likes of Todd Barr, Kyle Kragen and Puka Lopa, all of which have made significant contributions during their Cal careers and are expected to play a major role on the team's defense in 2015.

ASSISTANT COACHES

Prior to his arrival at Cal in 2013, Chachere spent one season as the special teams coordinator and tight ends coach at Southern Miss (2012) following three previous campaigns at Arizona (2009-11). Chachere was the wide receivers coach during his first two seasons with the Wildcats on a staff with Dykes as the team's offensive coordinator. The Wildcats played in bowl games each of those two seasons at the Holiday Bowl and Alamo Bowl. Arizona was the nation's ninth-ranked passing offense in 2010 (307.69 ypg) with David Douglas catching 52 passes for 515 yards receiving and five touchdowns, while fellow receiver David Roberts contributed 44 catches for 487 yards receiving. After Dykes left to become the head coach at Louisiana Tech, Chachere stayed at Arizona for one more season and tutored the running backs when the Wildcats had the 16th-ranked team nationally in total offense (465.25 ypg). One of his pupils was Ka'Deem Carey, who evolved into a two-time consensus first-team All-American who rushed for a combined 3,814 yards over his final two collegiate seasons and was the Pac-12 Offensive Player of the Year in his final campaign in 2013 after a strong freshman season the previous year under Chachere's tutelage. Carey would later become a fourth-round pick of his current NFL team the Chicago Bears in the 2014 NFL Draft.

Prior to his arrival in Tucson, Chachere spent two seasons as the special teams coordinator at Memphis (2007-08), with the Tigers advancing to play in the New Orleans Bowl in 2007 and the St. Petersburg Bowl in 2008.

In 2008, Chachere helped the Tigers rank 22nd nationally in punt return defense (5.68 ypp), while also being listed among the national leaders in net punting (38th, 36.30 ypg) and kickoff return defense (42nd, 20.01 ypg). Placekicker Matt Reagan was 8-of-11 on field goals and also converted 31-of-32 extra points to lead the Tigers in scoring (55 points) for the second consecutive season. Reagan earned two Conference USA Player of the Week honors.

Memphis returner Michael Grandberry set nearly every school kick return record in 2007, including single-game yardage (168 vs. Southern Miss), single-season returns (59), single-season yardage (1,286) and career 100-yard return games (8). He also set the Tigers' all-time records for combined kickoff and punt returns (112) and yardage (2,401).

Chachere spent eight seasons at his alma mater Tulane from 1999-2006, where he coached the Green Wave linebackers throughout his tenure and was also the team's punt return coordinator for his first five seasons. In 2002, the Green Wave defeated host Hawai'i in the Hawai'i Bowl.

During his stint at Tulane, Chachere helped develop linebacker Anthony Cannon, who was drafted by the Detroit Lions in the seventh round of the 2006 NFL Draft. Cannon earned first-team All-Conference USA honors in 2005 and logged four straight 100-tackle seasons en route to ranking third all-time in Conference USA in tackles at the end of his collegiate career.

Chachere also recruited current Chicago Bears' running back Matt Forte to Tulane. Forte was drafted in the second round of the 2008 NFL Draft and has recorded 1,000-yard rushing seasons in five of his first seven NFL campaigns. Forte has averaged just over 1,000 rushing yards per year with a total



of 7,704 while adding another 3,727 yards receiving on 443 receptions for a combined total of 11,431 yards rushing and receiving. Forte played in the NFL's Pro Bowl following the league's 2011 and 2013 seasons.

Chachere was also a member of the 2005 Tulane coaching staff that endured Hurricane Katrina, providing leadership throughout the team's evacuation from the New Orleans area and return to campus facilities.

In 2002, Tulane's defense led the nation in turnovers gained (43) and Chachere was also the punt return coordinator for a group that finished second nationally in punt returns (17.29 ypr). Lynaris Elpheage earned first-team All-Conference USA honors as punt returner, ranking fifth nationally in punt returns with a 16.5 yard average.

Prior to his eight-season run at Tulane, Chachere spent the 1998 campaign at Northeast Louisiana, where he was the tight ends coach and also worked on the same staff as Dykes.

Chachere was at Nicholls State as the linebackers coach from 1995-97, with the Colonels earning a spot in the NCAA Division I-AA playoffs in 1996 when they posted an 8-4 overall record after being winless the previous season to mark the biggest turnaround in Division I history at the time. One of his top players at the school was Darnell Small, who would go on to play in the Canadian Football League and Arena Football League.

Chachere began his coaching career in 1992 at Cheyney (defensive backs/running backs), followed by subsequent one-season stops at Bloomsburg (defensive backs) and Bucknell (defensive backs/special teams coordinator) prior to his three seasons at Nicholls State.

Chachere has been active throughout his coaching career with the American Football Coaches Association. He served as the organization's program committee chairman at the 2007 AFCA National Convention, while providing his expertise on linebacker play by speaking at the 2008 convention and publishing several articles on the subject in the AFCA coaches handbook.

A native of New Orleans, La., Chachere played two seasons of college football in his hometown at Tulane in 1987 and 1988, and was a member of the Green Wave's 1987 Independence Bowl team under then-head coach Mack Brown. He received his bachelor's degree in communication from Tulane in 1992.

Chachere prepped in New Orleans at Brother Martin High School, where he was his team's MVP and a captain as a senior in 1986. He earned the New Orleans Sports Foundation Leadership Award in his final prep campaign. He is married to the former Lauren Duplessis and they have three sons – Grant, Noah and Jackson.

ASSISTANT COACHES

BRANDON JONES
Run Game Coordinator/Offensive Line, 1st Season

Brandon Jones is in his first season at Cal as the team's run game coordinator and offensive line coach in 2015 and made an immediate impression during the team's 2015 spring practices with the unit praised for an added layer of toughness and the extra work it put in to

help improve a Cal offense that has already been record-breaking and among the nation's best over the past two seasons under the direction of head coach Sonny Dykes and offensive coordinator Tony Franklin.

"Brandon did a tremendous job working with our offensive line in his first spring at Cal," Dykes said. "The offense line is coming together as a unit and will be very important to our success this season. Brandon is a quality individual as well as an effective coach, teacher and recruiter that our players enjoy playing for. He shares in our philosophy of recruiting and developing the entire student-athlete to ensure success on the field, in the classroom and in the community."

Before arriving at Cal in January of 2015, Jones spent past five campaigns (2010-14) as the offensive line coach at East Carolina, where his unit helped the Pirates break multiple school records and consistently rank among the nation's offensive leaders. Jones has been a member of six bowl staffs during the first eight seasons of his coaching career, including four of his five campaigns at East Carolina where he produced seven all-conference offensive linemen.

During his final season at East Carolina in 2014 the Pirates posted an 8-5 record and reached the Birmingham Bowl led by an offense that ranked third


BRANDON JONES FILE

Birthdate	December 13, 1983
Hometown	Dallas, TX
High School	McNary HS (Keizer, OR)
College	Texas Tech, 2006
	Bachelor's in Communication Studies
Family	Wife, Latoya Daughter, Jordyn

COLLEGIATE COACHING HISTORY

Season	School	Position
2007	Texas Tech	Offensive Assistant
2008	Texas Tech	Offensive Assistant
2009	Sam Houston State	Running Backs/Tight Ends
2010	East Carolina	Offensive Line
2011	East Carolina	Offensive Line
2012	East Carolina	Offensive Line
2013	East Carolina	Offensive Line
2014	East Carolina	Offensive Line
2015	Cal	Run Game Coordinator/Offensive Line

BOWL HISTORY (6 GAMES)

*Season	School	Bowl
2007	Texas Tech	Gator Bowl
2008	Texas Tech	Cotton Bowl
2010	East Carolina	Military Bowl
2012	East Carolina	R+L Carriers New Orleans Bowl
2013	East Carolina	Beef 'O' Brady's Bowl
2014	East Carolina	Birmingham Bowl

**Season in which bowl was played*

in the nation in passing offense (371.9 ypg), fourth in first downs (378) and fifth in total offense (533.0 ypg), setting single-season school records and leading the American Athletic Conference in all three categories. East Carolina was also 22nd nationally in scoring offense (35.8 ppg).

Center Taylor Hudson was a first-team all-conference selection for the Pirates in 2014, while guard J.T. Boyd and tackle Ike Harris were second-team picks in the Pirates' inaugural campaign in the second season of the AAC that formerly operated as the Big East Conference. The player the offensive line protected quarterback Shane Carden, who was the American Athletic Conference Player of the Year and ranked second in the nation with a single-season school-record 4,736 passing yards.

Jones coached three offensive linemen to All-Conference USA honors for a 2013 squad that finished 10-3 overall for the second-most wins in school history and posted a victory over Ohio in the Beef 'O' Brady's Bowl. Guard Will Simmons was a first-team all-conference selection, while guard Jordan Davis was a second-team pick and tackle Adhem Elswi an honorable mention choice, with Elswi also picking up first-team Capital One Academic All-District 3 honors and a second consecutive selection to the Conference USA All-Academic squad. The offense established a single-season school record with a scoring average of 40.2 points per game that was eighth nationally, as well as then-school marks for first downs (346, No. 10 NCAA), passing offense (328.1 ypg, No. 11 NCAA) and total offense (468.2 ypg, No. 25 NCAA) that were eclipsed in 2014. The offensive line also helped Carden earn Conference USA Most Valuable Player of the Year honors as he passed for 4,139 yards to give ECU its first 4,000-yard passer in school history.

Simmons (second-team) and Elswi (honorable mention) both earned All-Conference USA honors for the first time in 2012 when East Carolina's offensive line played a pivotal role in an 8-5 season that culminated with a

ASSISTANT COACHES



trip to the R+L Carriers New Orleans Bowl and allowed Carden to pass for 3,116 yards, which was the third-most in school history at the time.

Jones coached an offensive line in 2011 that, despite featuring seven players that made their first career collegiate start during the campaign, helped the Pirates finish 20th nationally in passing offense (286.1 ypg).

In his first season at East Carolina in 2010 that was capped by an appearance in the Military Bowl, Jones was part of a coaching staff that installed a new spread scheme and finished the campaign ranked eighth nationally in passing offense (318.7 ypg), 16th in scoring offense (36.8 ppg) and 25th in total offense (437.6 ypg). Jones coached a trio of returning starters in first-team All-Conference USA selection Willie Smith, Cory Dowless and D.J. Scott that anchored the offensive line along with Conference USA All-Freshman pick Grant Harner.

Jones also spent one campaign coaching running backs and tight ends at Sam Houston State (2009) after two seasons as an offensive assistant at his alma mater Texas Tech (2007-08), where the Red Raiders led the nation in passing offense in back-to-back years and rolled up records of 11-2 (2008) and 9-4 (2007) to earn trips to the Cotton Bowl and Gator Bowl, respectively. The 2008 team was ranked No. 12 in the final AP Top 25 and USA Today Poll, while the 2007 squad finished as high as No. 22 in the AP Top 25.

Jones earned his bachelor's degree in communication studies from Texas Tech in 2006, playing for Dykes when the current Cal head coach was the Red Raiders' co-offensive coordinator (2005-06) during the final two seasons of Dykes' seven-year stay in Lubbock. Jones started 22 career games at center and earned honorable mention All-Big 12 honors as a 2005 junior. He was a Rimington Award candidate as the nation's top center as a 2006 senior, while adding both the school's E.J. Holub Double Tough Award and Most Improved Player honor.

Jones was a first-team all-state choice on both the offensive and defensive lines as a 2001 senior at McNary High School in Keizer, Ore., helping lead the Celtics to the state title.

Jones was born in Wichita, Kan., and grew up in Texas prior to moving to Oregon for his final two years of high school. He is married to the former Latoya Daniels of Ft. Worth, Texas. The couple has one daughter, Jordyn.

ASSISTANT COACHES



JACOB PEELER

Inside Receivers, 3rd Season

Jacob Peeler is in his third season as a member of the Cal football staff and his first season as the team's inside receivers coach in 2015 after having worked with the same position group as a graduate assistant during the previous two seasons for a pair of record-breaking offenses as

a graduate assistant.

Cal set or equaled nine single-season school or modern-era records on the offense side of the ball in 2014 while Peeler was working with the inside receivers as a graduate assistant. The Bears established single-season records for passing yards (4,152), passing touchdowns (37), total yards per game (495.2 ypg) and first downs passing (188). Cal also set modern-era school records for points (459), scoring average (38.2 ppg) and touchdowns (61) that were second all-time behind the 1920 team (510 points, 56.7 ppg, 72 touchdowns), while tying modern-era records for PAT (56) and PAT attempts (57). Cal's 5,942 yards of total offense in 2014 was also second in school history. In addition, the Bears became the first Cal team in the modern era to score 55 or more points in a game three times including 40 or more five times and 30 or more on 10 occasions.

Cal ranked in the top 25 nationally in a total of seven offensive categories in 2014 including passing offense (6th, 346.0 ypg), scoring offense (10th, 38.3 ppg), total offense (13th, 495.2 ypg), fourth-down conversion percentage (14th, 67.9%, 19-28), first downs offense (19th, 319), third-down conversions (23rd, 46.1%) and team passing efficiency (24th, 145.77).

During Peeler's first season at Cal in 2013, the Bears set single-season school records for passing yards (3,977), pass completions (368) and total plays (1,046), with the passing yards mark being broken in 2014. The passing offense finished third in the Pac-12 and 10th in the nation with an average of 331.4 yards per game that was also the best in school history before being surpassed in 2014. Cal's 5,443 yards of total offense in 2013 is the fourth-highest total in school history and its average of 453.6 yards per game ranks fifth.

Peeler has developed the likes of current Green Bay Packers' tight end and third-round 2014 NFL Draft pick Richard Rodgers as well as 2015 senior Stephen Anderson over the last two seasons at Cal. Under Peeler's tutelage, Rodgers (39 receptions, 608 yards, 1 TD reception) and Anderson (46 receptions, 661 receiving yards, 5 TD receptions) both registered the best statistical numbers of their collegiate careers in 2013 and 2014, respectively.

"Jacob Peeler is a terrific young football coach and an excellent recruiter," head coach Sonny Dykes said after Peeler moved into his current role. "He has proven his worth to our football program both here at Cal and previously at Louisiana Tech. Jacob has a tremendous amount of enthusiasm for everything he does and a tremendous rapport with both the players and his fellow coaches."

"I am beyond excited to continue my coaching career at Cal," Peeler said. "Regardless of where you are in the country or even the world for that matter, the Cal brand is well-renowned. The opportunity to join the full-time staff is a dream come true. I look forward to the future at Cal as we continue to progress on the field and in the classroom."

Peeler spent four seasons (2009-12) on the football staff at his alma mater Louisiana Tech including the final three campaigns when Dykes was the team's head coach, serving as a graduate assistant working with the inside receivers in 2012 after three previous seasons in quality control roles on the offensive side of the ball. Before returning to Louisiana Tech, he coached at both Itawamba Community College (Fulton, MS) and Independence Community College (Independence, KS).

Peeler added a master's degree in kinesiology in 2008 from Mississippi State after receiving his bachelor's degree in education in 2007 from Louisiana Tech, where he played two seasons (2005-06) and started all 13 games as a senior for an offensive line that helped the Bulldogs produce 4,479 total yards. Peeler redshirted his first season in Ruston in 2004.

Peeler arrived at Louisiana Tech after playing every offensive snap for two seasons in 2002 and 2003 at Holmes Community College (Goodman, MS), where he earned All-American as well first-team All-State and first-team All-NJCAA Region 23 honors.



ASSISTANT COACHES

JACOB PEELER FILE

Birthdate January 6, 1984
Hometown Kosciusko, MS
High School Kosciusko HS
College Louisiana Tech, 2007
 Bachelor's in Social Studies
 Mississippi State, 2008
 Master's in Kinesiology

COLLEGIATE COACHING HISTORY

Season	School	Position
2008	Itawamba Community College	Tight Ends/Assistant Offensive Line
^2009	Independence Community College	Tight Ends/Offensive Line
2009	Louisiana Tech	Quality Control (Offense)
2010	Louisiana Tech	Quality Control (Offense)
2011	Louisiana Tech	Quality Control (Offense)
2012	Louisiana Tech	Offensive Graduate Assistant (Inside Receivers)
2013	Cal	Offensive Graduate Assistant (Inside Receivers)
2014	Cal	Offensive Graduate Assistant (Inside Receivers)
2015	Cal	Inside Receivers
^Spring		

BOWL HISTORY (1 GAME)

*Season	School	Bowl
2011	Louisiana Tech	Poinsettia Bowl vs. TCU

**Season in which bowl was played*



ASSISTANT COACHES



FRED TATE

Defensive Line, 2nd Season

Fred Tate is in his second season as the defensive line coach at Cal and his fourth campaign working for defensive coordinator Art Kaufman in 2015 with stops at Texas Tech and Cincinnati in the two seasons prior to the duo's arrival at Cal. The 17-year coaching veteran also

worked on the same coaching staff with Kaufman for two campaigns at East Carolina from 2003-04.

"Fred Tate came highly recommended from Art Kaufman when we hired him and he has lived up to those expectations," head coach Sonny Dykes said. "Our defensive line improved by leaps and bounds under Fred last season. He is a very effective teacher and a great communicator with a clear teaching method that our players really enjoy."

"I'm excited to be on a great staff here at Cal," Tate said. "Art and I have had a tremendous amount of success working together, and we hope to keep improving and develop a championship level defense at Cal."

Several Cal players had their best collegiate seasons under Tate in 2014 most notably defensive tackles Mustafa Jalil and Austin Clark that were major factors in the team's one-year improvement of 48 spots and 44 yards per game in rush defense to No. 38 nationally (144.6 ypg).

Jalil was one of only two defensive players to start all 12 games and registered career highs with 35 tackles, 5.5 tackles for loss (-12 yards), 1.5 sacks (-8 yards) and two quarterback hurries which were the first of his collegiate career. He even became the first Cal player to be credited with individual points on a safety (rule change in 2014) when he tackled USC running back Justin Davis in the end zone of a game at the Los Angeles Memorial Coliseum. Jalil is a third-team preseason All-Pac-12 choice heading into his 2015 senior season.

A previously often-injured Clark earned honorable mention All-Pac-12 honors as a sixth-year senior in his first campaign under Tate as he played in 11 games with 10 starts and contributed 22 of his 23 career tackles, as well as his lone 1.0 tackle for loss (-1 yard) and one quarterback hurry. Clark also earned Cal's Joe Roth Award given to the player who best exemplifies courage, sportsmanship and attitude.

Tate was also instrumental in the development of depth at the position that is expected to carry over into 2015 with promising play shown by four returning defensive linemen – Jonathan Johnson, Trevor Kelly, Marcus Manley and Noah Westerfield – that saw action for the first time at Cal in 2014. The now deep unit will also feature seniors Todd Barr and Puka Lopa in 2015.

Prior to his arrival at Cal he spent the 2013 season with Kaufman as the defensive tackles coach for a Cincinnati team that finished 9-4 overall and played in the Belk Bowl. Cincinnati's 2013 defense was one of the best in the country, ranking in the top 10 nationally in both rushing defense (6th, 104.5 ypg) and total defense (9th, 315.6 ypg). Cincinnati was also among the top 30 in 10 of the 11 primary defensive categories tracked in the national stats, including 14th in scoring defense (21.0 ppg), third-down conversion percentage defense (33.1%) and first downs defense (230); 23rd in sacks (2.69 spg) and red-zone defense (76.5%); 25th in team passing efficiency defense (116.75); 26th in tackles for loss (6.80 tflpg); and 29th in passing yards allowed (211.2 ypg).

Cincinnati defensive lineman Jordan Stepp earned first-team All-American Athletic Conference honors in the inaugural season of the league while fellow defensive lineman Silverberry Mouhon was a second-team selection. Mouhon (9.5) and Stepp (6.0) were first and second on the club in sacks, with Mouhon ranking third in the league in sacks per game (0.73 spg).

Tate also worked on Kaufman's defensive staff at Texas Tech in 2012, inheriting a 2011 unit that ranked 114th nationally in total defense (485.58 ypg) and improving them to 38th (367.31 ypg) while ranking second in the Big 12 Conference. Texas Tech was keyed by a pass defense that led the league and ranked 15th in the country (192.00 ypg). The Red Raiders finished 8-5 overall and were victorious over Minnesota at the Meineke Car Care Bowl.

Defensive lineman Kerry Hyder was a second-team All-Big 12 selection in 2012, leading the team with 14.0 tackles for loss, co-leading the squad with 6.0 sacks and ranking third on the club with 56 tackles. He tallied 10.5 tackles for loss during Big 12 play to rank third in the league. He is now a member of the Detroit Lions after spending the 2014 campaign on the practice squad of the New York Jets.

In addition to his three previous tenures with Kaufman, Tate has been on coaching staffs at Marshall (2010-11), Tennessee-Chattanooga (2008-09), Southern Miss (2005-06), Middle Tennessee (2002), Southwest Texas State (2001), East Mississippi Community College (2000), Jacksonville State (1998-99) and East Central Community College (1997).

Marshall was victorious in the Beef 'O' Brady's Bowl over Florida International in Tate's final season with the Thundering Herd when he coached the defensive line for a



ASSISTANT COACHES

defense that ranked first in Conference USA and fifth nationally with an average of 7.85 tackles for loss per game. Marshall's defense was also among the nation's top 20 in fumbles recovered (T14th, 15), fourth-down efficiency (19th, 38.89) and turnovers gained (T19th, 29). Defensive end Vinny Curry was a first-team All-American and the 2011 Conference USA Defensive Player of the Year as well as a first-team all-league choice. Curry capped his career playing under Tate in 2011 with huge numbers when he recorded 77 tackles, 22.0 tackles for loss (-110 yards) and 11.0 sacks (-69 yards). His per-game totals for tackles for loss (1.69 tflpg) and sacks (.85 spg) both ranked second in the league, and were fourth and tied for seventh nationally. Curry was selected in the second round of the 2012 NFL Draft by the Philadelphia Eagles and has played in 36 games off the bench for the club over the last three seasons (2012-14) including all 16 contests a year ago.

In his first season with the Thundering Herd in 2010, Tate coached the safeties and saw two of his pupils, Donald Brown and Omar Brown, earn honorable mention All-Conference USA selections. Omar Brown played in the NFL for two seasons with the Baltimore Ravens in 2012 and 2013.

During his two campaigns at Tennessee-Chattanooga, Tate mentored third-team AP All-American, Southern Conference Defensive Player of the Year and first-team All-Southern Conference selection Josh Beard, who tied for the national lead in the Football College Subdivision (FCS) and equaled a school record with 12.0 sacks.

Tate coached on bowl staffs during each of his two seasons at Southern Miss with the Golden Eagles finishing with winning records each campaign. Southern Miss was 7-5 in 2005 and defeated Arkansas State in the New Orleans Bowl with defensive lineman Tom Johnson earning first-team All-Conference USA honors. USM finished 9-5 in 2006 and claimed the Conference USA East Division title, played Houston in the Conference USA Championship Game and defeated Ohio University in the GMAC Bowl.

Prior to his two seasons as an outside linebackers and special teams coach on the same staff as Kaufman at East Carolina from 2003-04, Tate served as the defensive line coach at Middle Tennessee in 2002 and Southwest Texas State in 2001, where he guided Clenton Ballard to first-team All-American status. Ballard spent time on NFL rosters with the Jacksonville Jaguars (2002) and San Diego Chargers (2004).

Tate's coaching career began in 1997 at East Central Community College in Mississippi where he coached tight ends and wide receivers. He moved to Jacksonville State in 1998 and served as the defensive line and special teams coach for two seasons with his 1998 squad posting a 7-4 overall record. While with the Gamecocks, he mentored future NFL player Mark Word who spent time with the Kansas City Chiefs (1999) and Cleveland Browns (2001-03). The 2000 season saw Tate return to the junior college level, coaching the defensive line, and punting and kicking teams at East Mississippi Community College.

A native of Hattiesburg, Miss., Tate enlisted in the United States Army upon his 1986 graduation from North Forrest High School in his hometown. Following his time in the military service, Tate started his collegiate football career with two seasons at East Central Community College, where he was a JC Gridwire All-American selection as a 1994 sophomore and voted the Most Valuable Offensive Player of the National Junior College All-Star Game.

He continued his playing career at Southern Mississippi, where he was a defensive lineman in 1995 and 1996 for a Golden Eagles' team that was a charter member of Conference USA and won the league's first football championship with a 4-1 league mark in his second and final season while finishing with an 8-3 overall record that included a victory over Georgia and a seven-game winning streak.

Tate earned his bachelor's degree in human performance from Southern Miss in 1997.

FRED TATE FILE

Birthdate	October 31, 1968
Hometown	Hattiesburg, MS
High School	North Forrest HS
College	Southern Miss, 1997
	Bachelor's in Human Performance

COLLEGIATE COACHING HISTORY

Season	School	Position
1997	East Central Community College	Tight Ends/Wide Receivers
1998	Jacksonville State	Defensive Line/Special Teams
1999	Jacksonville State	Defensive Line/Special Teams
2000	East Mississippi Community College	Defensive Line/Punting and Kicking
2001	Southwest Texas State	Defensive Line
2002	Middle Tennessee	Defensive Line
2003	East Carolina	Defensive Line
2004	East Carolina	Defensive Line
2005	Southern Miss	Defensive Tackles/Outside Linebackers
2006	Southern Miss	Defensive Tackles/Outside Linebackers
2008	Tennessee-Chattanooga	Defensive Line
2009	Tennessee-Chattanooga	Defensive Line
2010	Marshall	Safeties
2011	Marshall	Defensive Line
2012	Texas Tech	Defensive Line
2013	Cincinnati	Defensive Tackles
2014	Cal	Defensive Line
2015	Cal	Defensive Line

BOWL HISTORY (5 GAMES)

*Season	School	Bowl
2005	Southern Miss	New Orleans Bowl
2006	Southern Miss	GMAC Bowl
2011	Marshall	Beef 'O' Brady's Bowl
2012	Texas Tech	Meineke Car Care Bowl
2013	Cincinnati	Belk Bowl

***Season in which bowl was played**

ASSISTANT COACHES



MARK TOMMERDAHL

Assistant Head Coach/Special Teams Coordinator, 3rd Season

Mark Tommerdahl is in his third season as the special teams coordinator at Cal in 2015 and his first with added duties as the program's assistant head coach.

Tommerdahl's 2014 special teams units featured kick returner/wide receiver Trevor Davis, who is a candidate for the 2015 Paul Hornung Award that is given annually to college football's most versatile player. Davis averaged a single-season school-record 32.6 yards per kick return to rank second in the nation in 2014 and also tied for second nationally with a pair of kick returns for touchdowns to earn first-team All-Pac-12 honors from Phil Steele among a long list of honors. Davis had one of the most memorable games by an individual in the history of Cal football in a wild 60-59 win at Washington State when he equaled NCAA and Pac-12 single-game records by becoming the 20th player in FBS history and the third in the Pac-12 to bring back two kick returns for touchdowns in a single game on consecutive kick returns of 100 and 98 yards. His 99.0 yards per return average was also a single-game school record and his 100-yard kick return the longest by a Cal player since 1999.

Placekicker James Langford was also solid in his lone season as the team's kicker as he made each of his eight field goal attempts from 41 yards or closer and provided one of the biggest moments of the season when he nailed a 34-yard field goal in the second overtime of a wild 59-56 double overtime win over Colorado.

Cal allowed an opponents' net punting average of only 34.2 yards per punt to lead the Pac-12 in 2014.

In Tommerdahl's first season in 2013 placekicker Vincenzo D'Amato and punter Cole Leininger received honors after showing great improvement.

D'Amato was a second-team All-Pac-12 choice of the league's coaches



and a third-team selection of Athlon and Phil Steele. He was also a national semifinalist for the Lou Groza Collegiate Place-Kicker Award, a final candidate for the Senior CLASS Award, an honorable mention Pac-12 All-Academic pick, and played in the NFLPA Collegiate Bowl following the season. D'Amato made 17-of-20 (85.0%) field goal attempts to rank tied for second in the Pac-12 and tied for 23rd nationally in field goal percentage. He was also tied for third in the conference and tied for 25th nationally in field goals made per game (1.42 fgmpg).

Leininger was a second-team All-Pac-12 selection according to College Sports Madness after his 42.9-yard punting average that was a full three yards better than his 2012 mark ranked third in the Pac-12 and 33rd nationally. He was also a member of the watch list for the Ray Guy Award honoring the nation's top punter.

"Mark Tommerdahl is one of the elite special teams coaches in the country who has been a key member of staffs at the top level of college football," head coach Sonny Dykes said. "He has an impeccable track record in developing top specialists and producing some of the strongest special teams play in the nation."

Tommerdahl also worked with the team's inside receivers of Cal's record-breaking offense in both 2013 and 2014, while also coaching the team's fullbacks in the latter of the two campaigns.

"Cal is a program with a strong long-standing tradition of overall excellence," Tommerdahl said. "Our objectives remain to revive that tradition and build upon it. It is an honor to represent one of the elite academic institutions in the country. We simply need to perform and recruit to the level of this fine institution."

Tommerdahl has served on coaching staffs of 13 bowl teams as well as six league champions and two division winners at some of the top Division I football programs in the country over his three decades as a collegiate coach.

Prior to his arrival in Berkeley, Tommerdahl spent four seasons at Louisiana Tech from 2009-12, including the final three as the special teams coordinator and inside receivers coach under Dykes. During his tenure with the Bulldogs, he tutored a pair of All-Americans in two-time first-team selection punter Ryan Allen (2011, '12) and tight end Dennis Morris (2009), with Allen punting in all 32 regular-season games and five postseason contests for the Super Bowl XLIX champion New England Patriots during the 2013 and 2014 after signing an undrafted free agent contract with the NFL team following his 2012 collegiate season.

In addition to leading the country in scoring offense and total offense with a unit that posted the fifth-highest per-game scoring average ever by a team in the Football Bowl Subdivision (FBS), Louisiana Tech was among the NCAA's top 20 in 2012 in passing offense (3rd, 350.75 ypg), fewest sacks allowed (7th, 0.83 spg), turnover margin (10th, +1.08 per game) and rushing offense (18th, 227.17 ypg). The Bulldogs scored more than 40 points in 11 of 12 games and over 50 points on eight occasions.

Louisiana Tech also led the nation in net punting with a 43.51 average behind the performance of Allen, who became the first back-to-back and second two-time winner of the Ray Guy Award that was first given in 2000. Allen led the nation in punting in 2012 with a school-record 48.04 yards per punt average, punting 45 times for 2,162 yards. He had 21 punts of 50 yards or more, including the nation's longest punt of the season with an 85-yarder at New Mexico State. Allen also pinned opponents inside the 20-yard-line on 20 occasions with only five touchbacks.

Allen's 2012 campaign followed a 2011 season in which he was the only player from a non-BCS school to win a national award after averaging 46.12 yards per punt to rank fifth nationally. The Bulldogs were eighth in the country in net punting (40.12 ypg) and also led the nation in kickoff coverage.

In 2010, Louisiana Tech led the WAC and ranked 10th nationally in punt returns with an average of 13.63 yards per return, while ranking fourth in the conference and 25th nationally in kick returns (23.52 ypg). Much of the Bulldogs' prowess was due to the play of Phillip Livas, who led the WAC and ranked sixth nationally with an average of 15.50 yards per punt return. Livas was also fifth in the WAC and 49th nationally in kick returns with a 24.63 yard average. Livas played his final two seasons for Tommerdahl during a career in which he tied an NCAA all-time record with a combined eight kick and punt return touchdowns, bringing back four of each for scores.

ASSISTANT COACHES

Morris garnered All-American honors and was named the Tight End Performer of the Year by the College Football Performance Awards in 2009 with 38 catches for 623 yards receiving and 12 touch-down catches that were the most nationally among tight ends that season. In addition, Tommerdahl's punt return squad led the WAC and ranked 25th nationally (12.33 ypr).

Tommerdahl spent the 2008 season as an assistant head coach, special teams coordinator and tight ends coach at Louisiana-Monroe. He developed first-team All-Sun Belt tight end Kenneth Zacharie and also had a kickoff coverage team that led the conference.

For five seasons from 2003-07, Tommerdahl was the special teams coordinator and tight ends coach at Texas A&M. During his tenure with the Aggies, Tommerdahl helped lead the program to the Cotton Bowl (2004), Holiday Bowl (2006) and Alamo Bowl (2007).

Tommerdahl's special teams units at Texas A&M were also among the nation's best, ranking in the top 25 in the nation in net punting in 2006 (37.00 nypp, 25th) and 2007 (39.17 nypp, 5th), and in kickoff returns in 2003 (23.90 ypr, 10th), 2006 (26.08 ypr, 3rd) and 2007 (23.54 ypr, 20th).

He coached current Chicago Bears' tight end Martellus Bennett, who ended his Texas A&M career as the program's all-time leader at the position in receptions and yards receiving. During the 2005 season at Texas A&M, Tommerdahl coached a pair of Freshman All-Americans in Bennett and punter Justin Brantly.

Tommerdahl spent the 2001 and 2002 seasons at Alabama as the program's special teams coordinator and tight ends coach, helping the Crimson Tide to the 2001 Independence Bowl and 2002 SEC West Division title when the squad finished 11th in the final AP Top 25.

Tommerdahl also served as the special teams coordinator and tight ends coach during stints at TCU (1998-2000), New Mexico (1997) and Minnesota (1995-96), coaching a Lou Groza Award semifinalist at all three schools. He added recruiting coordinator duties at Minnesota.

TCU won a pair of Western Athletic Conference titles in 1999 and 2000 on its way to appearances in the Mobile Alabama Bowl each season. Tommerdahl's special teams groups made significant contributions, with a kickoff return unit that was ranked first nationally both campaigns while his special teams squads led the league in three of four statistical categories each season.

In 1997 at New Mexico, four of the Lobos' special teams units were ranked in the top 20 in the country as the team won the WAC Mountain Division title and played in the Insight.com Bowl.

A native of Fergus Falls, Minn., Tommerdahl began his collegiate coaching career in 1984 with a two-year stint as a graduate assistant at Wyoming, where he spent 11 seasons serving in numerous capacities also including offensive coordinator, backfield coach, tight ends coach and recruiting coordinator. He helped lead the Cowboys to four bowl appearances and three WAC titles during his tenure.

Tommerdahl earned bachelor's degrees in business and physical education from Concordia College in Minnesota in 1983, and an MBA with an emphasis in marketing from Wyoming in 1986. He is married to the former Annette Jondahl.

MARK TOMMERDAHL FILE

Birthdate	February 20, 1961
Hometown	Fergus Falls, MN
High School	Fergus Falls HS
College	Concordia College (Minnesota), 1983 Bachelor's in Business and Physical Education Wyoming, 1986 MBA with an emphasis in Marketing
Family	Wife, Annette
Pronunciation	TUM-ur-doll

COLLEGIATE COACHING HISTORY

Season	School	Position
1984	Wyoming	Graduate Assistant
1985	Wyoming	Graduate Assistant
1986	Wyoming	Recruiting Coordinator
1987	Wyoming	Tight Ends/Recruiting Coordinator
1988	Wyoming	Tight Ends/Recruiting Coordinator
1989	Wyoming	Tight Ends/Recruiting Coordinator
1990	Wyoming	Offensive Coordinator/Tight Ends
1991	Wyoming	Backfield
1992	Wyoming	Backfield
1993	Wyoming	Backfield
1994	Wyoming	Backfield
1995	Minnesota	Special Teams Coordinator/Tight Ends/Recruiting Coordinator
1996	Minnesota	Special Teams Coordinator/Tight Ends/Recruiting Coordinator
1997	New Mexico	Special Teams Coordinator/Tight Ends
1998	TCU	Special Teams Coordinator/Tight Ends
1999	TCU	Special Teams Coordinator/Tight Ends
2000	TCU	Special Teams Coordinator/Tight Ends
2001	Alabama	Special Teams Coordinator/Tight Ends
2002	Alabama	Special Teams Coordinator/Tight Ends
2003	Texas A&M	Special Teams Coordinator/Tight Ends
2004	Texas A&M	Special Teams Coordinator/Tight Ends
2005	Texas A&M	Special Teams Coordinator/Tight Ends
2006	Texas A&M	Special Teams Coordinator/Tight Ends
2007	Texas A&M	Special Teams Coordinator/Tight Ends
2008	Louisiana Monroe	Assistant Head Coach/Special Teams Coordinator/Tight Ends
2009	Louisiana Tech	Special Teams Coordinator/Tight Ends
2010	Louisiana Tech	Special Teams Coordinator/Inside Receivers
2011	Louisiana Tech	Special Teams Coordinator/Inside Receivers
2012	Louisiana Tech	Special Teams Coordinator/Inside Receivers
2013	Cal	Special Teams Coordinator/Inside Receivers
2014	Cal	Special Teams Coordinator/Tight Ends/Fullbacks
2015	Cal	Assistant Head Coach/Special Teams Coordinator

BOWL HISTORY (13 GAMES)

*Season	School	Bowl Game
1987	Wyoming	Holiday Bowl
1988	Wyoming	Holiday Bowl
1990	Wyoming	Copper Bowl
1993	Wyoming	Copper Bowl
1997	New Mexico	Insight.com Bowl
1998	TCU	Sun Bowl
1999	TCU	Mobile Alabama Bowl
2000	TCU	Mobile Alabama Bowl
2001	Alabama	Independence Bowl
2004	Texas A&M	Cotton Bowl
2006	Texas A&M	Holiday Bowl
2007	Texas A&M	Alamo Bowl
2011	Louisiana Tech	Poinsettia Bowl

***Season in which bowl game was played**

ASSISTANT COACHES


DAMON HARRINGTON

Head Strength and Conditioning Coach, 3rd Season

Damon Harrington is in his third season at Cal as the head strength and conditioning coach for the football program in 2015. Harrington works directly with the Cal football program on a day-to-day basis year-round in all aspects of strength and conditioning and oversees five assistant strength and conditioning coaches in his role.

“Damon is one of the best strength and conditioning coaches in college football who has helped our student-athletes make tremendous strides in their strength, speed and fitness,” head coach Sonny Dykes said. “In college football today with the amount of time strength and conditioning coaches spend with the student-athletes their roles are critical and as important as anyone on your staff. Damon is exactly who we want in that role. He has a no-nonsense blue-collar personality and demands a lot from players but at the same time cares deeply about them. They have a tremendous amount of respect for him as a person and his knowledge and ability to teach and make them better.”

“Everything revolves around developing leadership and a team attitude,” Harrington said. “Individuals don’t win games, teams do. The team is always more important than the individual. The more our players trust each other the better chance they have to win and be successful. I take just as much pride in developing mental toughness as I do in the physical aspects of strength and conditioning. There are teachable moments that can apply to Saturdays in the fall but also provide our student-athletes lessons they can apply for the rest of their lives about overcoming adversity and dealing with situations they are going to need battle through.”



DAMON HARRINGTON FILE

Birthdate	September 17, 1977
Hometown	Elkton, MD
High School	Elkton HS
College	Louisiana Tech, 2000 Bachelor's in Fitness and Wellness Louisiana Tech, 2002 Master's in Sports Science
Family	Wife, Meg Daughter, Addie, Son, Luke

COLLEGIATE COACHING HISTORY

Season	School	Position
2000	Louisiana Tech	Assistant Strength and Conditioning Coach
2001	Louisiana Tech	Assistant Strength and Conditioning Coach
2002	Louisiana Tech	Head Strength and Conditioning Coach
2003	Louisiana Tech	Head Strength and Conditioning Coach
2004	Georgia Tech	Assistant Director of Player Development
2005	Georgia Tech	Assistant Director of Player Development
2006	Louisiana Tech	Head Strength and Conditioning Coach
2007	Louisiana Tech	Head Strength and Conditioning Coach
2008	Louisiana Tech	Head Strength and Conditioning Coach
2009	Louisiana Tech	Head Strength and Conditioning Coach
2010	Louisiana Tech	Head Strength and Conditioning Coach
2011	Louisiana Tech	Head Strength and Conditioning Coach
2012	Louisiana Tech	Head Strength and Conditioning Coach
2013	Cal	Head Strength and Conditioning Coach
2014	Cal	Head Strength and Conditioning Coach
2015	Cal	Head Strength and Conditioning Coach

BOWL HISTORY (5 GAMES)

*Season	School	Bowl Game
2001	Louisiana Tech	Humanitarian Bowl
2004	Georgia Tech	Citrus Bowl
2005	Georgia Tech	Emerald Bowl
2008	Louisiana Tech	Independence Bowl
2011	Louisiana Tech	Poinsettia Bowl

*Season in which bowl game was played

“Damon is the backbone of this team because we spend the majority of time with him and his staff training,” senior running back Daniel Lasco said. “They set out the best ways to focus on specific individual needs which will take this team to a championship. Damon is the foundation of this program and everything that is about to happen this season is in direct relation to the work we put in the weight room.”

Harrington focuses on designing a program to prepare Cal’s players to be as physically and mentally tough as possible in order to play hard for four quarters and make the plays at the end of games that ultimately lead to victory. The team’s conditioning level paid off in each of its final three wins of 2014 with the Bears winning games they trailed at one point in the fourth quarter. Approximately 80 percent of the team’s players followed up on their 2014 performances by setting personal records in each of their testing categories in February of 2015.

Harrington instituted the Swagger Games in January of 2014 during his first full offseason at Cal and in addition to the physical conditioning prowess the team has gained the program has helped football student-athletes develop a great sense of pride, teamwork and camaraderie both in and out of the weight room. The program features football student-athletes incorporating six areas of competition (academic, agility, combative, self-discipline, speed, strength) into a program designed to improve leadership and mental fortitude.

ASSISTANT COACHES



“The response from our players has been great,” Harrington said. “It’s all about developing mental fortitude and toughness as well as leadership. We have seen our players grow and become more of a team since the implementation of this program. We put them into leadership roles and have watched them take control of their teams.”

Harrington credits the staff he has built at Cal for much of the success.

“The staff dynamic is awesome,” Harrington said. “It is probably the best I’ve been around. I picture our staff kind of like a quilt. When you look at a quilt every square is just a little bit different but at the end of the day it encompasses a wide variety of things and comes together as one.”

Harrington had two stints as the head strength and conditioning coach at his alma mater Louisiana Tech prior to his arrival at Cal, serving in the role from 2006 through the team’s 2013 spring workouts and also from 2002-03 after spending two previous seasons as an assistant in the Bulldogs’ strength and conditioning program (2000-01). He was also the assistant director of player development at Georgia Tech from 2004-05.

Harrington was instrumental in improving Louisiana Tech’s strength and conditioning program, with Bulldog football players breaking 26 strength records (by position) during his final seven years with the school. During the same period, Louisiana Tech had seven fourth-quarter come-from-behind wins.

During his time at Louisiana Tech, Harrington and his staff implemented the Dawg Fight Program, which incorporated ATTITUDE, TEAM, DISCIPLINE, TOUGHNESS and EFFORT.

Harrington began his collegiate playing career at Louisiana Tech as a walk-on in 1995 before earning a scholarship his sophomore season. He started every game at linebacker during his final two campaigns and combined to make 243 tackles in those two seasons with 121 stops in 1998 and 122 in 1999. Harrington earned All-Louisiana honors both seasons, while also being named to the All-Independent team by Football News as a 1999 senior.

Harrington earned his bachelor’s degree from Louisiana Tech in fitness and wellness in 2000 and completed his master’s degree from the school in sports science in 2002. Harrington holds a certification in strength and conditioning from the Collegiate Strength and Conditioning Coaches Association (CSCCA).

Harrington and his wife, Meg, have one son, Luke, and one daughter, Addie.

PLAYER BIOS



DANIEL LASCO
Running Back

CALIFORNIA



AUSTIN AARON **17**

WR, 6-4, 210Napa, CA
FR-HSNapa HS

Aaron is a third-generation Cal student-athlete who ranked as high as the nation's No. 59 wide receiver and No. 67 player overall in California according to Rivals after a prep career in which he set school records with 2,082 yards receiving and 23 touchdown catches on a total of 115 receptions. Aaron was a second-team All-State selection as a 2013 junior as well as a first-team All-Northern California pick and honorable mention All-State choice as a 2014 senior. He was also named the Monticello Empire League Back of the Year in each of his last two seasons and was a three-time All-MEL selection.

OTHER

- ▶ Full name is Austin Parker Aaron
- ▶ Born February 20, 1997
- ▶ Parents are Justin and Darla Aaron
- ▶ Father and grandmother were both student-athletes at Cal
- ▶ Ran a 4.60 40-yard dash according to Hudl
- ▶ Intended major is business administration



HUNTER ABEL **50**

DT, 6-1, 250 Piedmont, CA
FR-HS Piedmont HS

Abel was a three-year prep letterwinner who was named first-team All-West Alameda County Conference Shoreline League as a 2013 junior and 2014 senior. He led the Highlanders to a 12-1 record as a senior when he was named the WACC's Defensive Player of the Year after recording 58 tackles, 5.0 tackles for loss and 3.0 sacks.

OTHER

- ▶ Full name is Harold Hunter Abel
- ▶ Born September 17, 1996
- ▶ Parents are John Allen and Sarah Abel
- ▶ Intended major is political science



HARRY ADOLPHUS **38**

(uh-DOLPH-us)

P/PK, 6-1, 170.....Guildford, England
JR-HS.....Cranleigh School

Adolphus joined the Cal football program as a walk-on during the spring of 2015 and is listed in the backup spot at punter on the team's preseason depth chart heading into the 2015 campaign. Adolphus will be entering his fourth season as a member of Cal's rugby team in 2016 and will be in his first campaign playing American football in 2015 with two seasons of football and one season of rugby eligibility remaining.

OTHER

- ▶ Full name is Harry Adolphus
- ▶ Born April 22, 1993
- ▶ Parents are Clive and Joanne Roberts
- ▶ Stepfather, Clive Roberts, was a scrumhalf who played rugby at the county, regional and national levels in England
- ▶ Carried the Olympic torch for a section of the relay on its way to the London 2012 Summer Olympics and was selected to do so for his charity work with injured servicemen in the UK, working closely

with Lance Bombardier Ben Parkinson who was seriously injured in Afghanistan after being struck by an anti-tank mine

- ▶ The first Cal kicker who has also played rugby for the Golden Bears since Cal Athletic Hall of Famer Mick Luckhurst in 1979 and 1980 but the latest in a long line of two-sport football and rugby players at Cal
- ▶ Became interested in American football after kicking with former Cal and current Oakland Raiders kicker Giorgio Tavecchio
- ▶ Major is interdisciplinary studies with a focus in film and international business



ANTOINE ALBERT **15**

(AN-twan)

CB, 6-1, 180.....Oakland, CA
JR-JC Diablo Valley College/Oakland Tech HS

Albert was an All-American and two-time All-Bay League selection who played for a pair of teams at Diablo Valley College in 2013 and 2014 that reached bowl games to extend the school's string to five in a row. Albert earned preseason and midseason All-American honors as well as All-Bay League recognition in his second season as a starter during his 2014 sophomore campaign when he helped the Vikings to a 7-4 overall record. Albert was also an All-Mid-Empire Conference selection as a 2013 freshman. He prepped locally at Oakland Tech High School where famous Cal alum and NFL standout Marshawn Lynch attended high school.

OTHER

- ▶ Full name is Antoine Joseph Albert
- ▶ Born March 30, 1994
- ▶ Parents are Oliver and Sandra Albert
- ▶ Has been clocked at 4.46 in the 40-yard dash, while Rivals and Scout have him at a 4.5
- ▶ Cousin of former Cal player Chris Little
- ▶ Intended major is social welfare



NICK ALLARD **89**

DE, 6-4, 235.....Carlsbad, CA
FR-RSSt. Augustine HS

Allard is looking to see his first action at Cal in 2015 after redshirting as a 2014 true freshman. He registered career totals of 119 tackles and 17.0 sacks (-158 yards) as a prep for a squad that won the San Diego Section Division II and Eastern Football League titles during his 2013 senior season when he capped his career with 91 tackles, 11.5 tackles for loss and 11.5 sacks (-131 yards).

OTHER

- ▶ Full name is Nicholas Adams Allard
- ▶ Born December 30, 1995
- ▶ Parents are Geoff and Mara Allard
- ▶ Runs a 4.70 40-yard dash according to Hudl
- ▶ Intended major is psychology



DARIUS ALLENSWORTH 2

CB, 6-0, 190 *Menifee, CA*
SO-1L *Heritage HS*

Allensworth has become one of the team's top cornerbacks and is listed as a starter on the team's 2015 preseason depth chart after playing in all 12 games off the bench in his first action at Cal as a redshirt freshman in 2014. Allensworth had a productive rookie campaign for the Golden Bears with a team-high-tying six pass breakups to go along with 32 tackles, 1.0 tackle for loss (-8 yards) and 1.0 sack (-8 yards).

CAL CAREER (2013 - PRESENT)

- ▶ Has played in 12 games off the bench and contributed 32 tackles along with 1.0 tackle for loss (-8 yards), 1.0 sack (-8 yards) and six pass breakups all in his second season with the program as a redshirt freshman in 2014 after redshirting as a true freshman in 2013
- ▶ Tied for fourth among active Cal players in career pass breakups Had a career-high and team game-high nine tackles at Washington State, a career-high three pass breakups in the season finale against BYU, and his lone 1.0 sack and tackle for loss (-8 yards) vs. Washington all as a redshirt freshman

OTHER

- ▶ Full name is James Darius Allensworth
- ▶ Born January 11, 1995
- ▶ Parents are James Allensworth and Sonja Duke
- ▶ Wears No. 2 in honor of high school friend and prep football teammate Donovan Adams, who was tragically killed in a car accident on June 6, 2012
- ▶ Intended major is media studies

ALLENSWORTH'S CAREER STATISTICS

TACKLES	G-GS	UA	A	TOTAL	TFL-YDS	PD	FF	FR	BLK	QBH
2014	12-0	20	12	32	1.0-8	6	0	0	0	0
TOTAL	12-0	20	12	32	1.0-8	6	0	0	0	0

SACKS	G-GS	UA	A	TOTAL	YDS
2014	12-0	1	0	1.0	8
TOTAL	12-0	1	0	1.0	8

ALLENSWORTH'S CAREER GAME HIGHS

Tackles: 9 (at Washington State, 2014)
Tackles For Loss: 1.0 (vs. Washington, 2014)
Tackle For Loss Yards: 8 (vs. Washington, 2014)
Sacks: 1.0 (vs. Washington, 2014)
Sack Yards: 8 (vs. Washington, 2014)
Pass Breakups: 3 (vs. BYU, 2014)



JACOB ANDERSON 48

S, 6-0, 190 *Tustin, CA*
JR-JC *Golden West College/Tustin HS*

Anderson earned first-team All-State and All-Southern Conference National Division Southern California Football Association honors as a 2014 sophomore at Golden West College after compiling 60 tackles, 4.0 tackles for loss, two forced fumbles, two fumble recoveries one of which he returned for a 47-yard touchdown for the opening score at Orange Coast, and six pass breakups for a team that was 7-4 overall and played in the Beach Bowl. He also played in nine games during his 2013 freshman season for a team that finished with a 9-2 record and made a trip to the Southern California Bowl in one of the most successful seasons in school history

OTHER

- ▶ Full name is Jacob Davao Anderson
- ▶ Born October 17, 1994
- ▶ Mother is Shawna Lee Panter
- ▶ Intended major is media studies



MATT ANDERSON 9

PK, 6-0, 185 *Danville, CA*
SO-SQ *San Ramon Valley HS*

Anderson is in a battle to take over as the team's starting placekicker in 2015 and listed along with Noah Beito on the top of the preseason depth chart at the placekicker/kickoff position. He saw his first action as a 2014 redshirt freshman when he kicked off once for 54 yards against UCLA. Anderson redshirted his true freshman campaign in 2013 after entering Cal as a mid-year enrollee and one of the top placekickers in his recruiting class in January of 2013. Seniors Vincenzo D'Amato and James Langford have handled the starting placekicking duties the last two seasons.

CAL CAREER (2013 - PRESENT)

- ▶ Has kicked off once for 54 yards as a 2014 redshirt freshman vs. UCLA

OTHER

- ▶ Full name is Matthew Logan Anderson
- ▶ Born February 1, 1995
- ▶ Parents are Alan and Mari Anderson
- ▶ Recipient of the 2012 Hugh O'Brien Community Service Award
- ▶ Member of the Screen Actors Guild/American Federation for Television and Radio artists
- ▶ Major is business administration

ANDERSON'S CAREER STATISTICS

KICKOFFS	G-GS	No	Yds	Avg	TB
2014	1-0	1	54	54.0	0
TOTAL	1-0	1	54	54.0	0

ANDERSON'S CAREER GAME HIGHS

Kickoffs: 1 (vs. UCLA, 2014)
Kickoff Yards: 54 (vs. UCLA, 2014)
Kickoff Average: 54.0, 1-54 (vs. UCLA, 2014)
Long Kickoff: 54 (vs. UCLA, 2014)



STEPHEN ANDERSON 89

(stephen)

TE, 6-3, 230 *San Jose, CA*
SR-3L *Piedmont Hills HS*

Anderson is a national honors candidate in 2015 after a breakout campaign as a 2014 junior when he recorded career highs of 46 receptions, 661 yards receiving and five touchdown catches despite missing the first two games due to injury to earn a third-team All-Pac-12 selection by College Sports Madness and an honorable mention choosing from the league's coaches. Two of the honors Anderson can make a strong case for being in consideration for in 2015 are the John Mackey Award given annually to the nation's top tight end and the Burlsworth Trophy awarded annually to the collegiate player who began their career as a walk-on and has shown outstanding performance on the field. Anderson is third among active Cal players in career receptions (60) and yards receiving (786), while ranking tied for third in touchdown catches (5).

CAL CAREER (2011 - PRESENT)

- ▶ Has played in 24 games with 13 starts all during the last three seasons of his first four campaigns with the program after redshirting as a true freshman in 2011
- ▶ Has recorded 60 receptions and 786 yards receiving to rank third among active Cal players as well as five touchdown catches to rank tied for third, while he is also sixth in touchdowns overall (5), points (30) and all-purpose yards (786), with all of the stats coming over the past two campaigns in 2013 and 2014
- ▶ Had a breakout season as a 2014 junior when he recorded career highs of 46 receptions, 661 yards receiving and five touchdown catches despite missing the first two games due to injury
- ▶ Had a career high nine catches for 117 yards receiving at Oregon State in 2014 after an earlier contest the same season in which he registered a previous career-best seven catches for a career-high 136 yards receiving and one touchdown against Colorado, with the single scoring grab one of five times in which he had a single touchdown reception to equal a career best
- ▶ Posted the longest catch of his career when he hauled in a 75-yard touchdown pass from Jared Goff against Colorado in 2014
- ▶ Has at least two catches in each of his last 10 games heading into the 2015 campaign
- ▶ Also has three career tackles with all of them coming in 2014

OTHER

- ▶ Full name is Stephen Todd Anderson Jr.
- ▶ Born January 30, 1993
- ▶ Parents, Steve and Charlene Anderson, and sister, Brittany Anderson, are all Cal alumni
- ▶ Spends time working as an intern at Children's Hospital in Oakland
- ▶ Major is public health

ANDERSON'S CAREER STATISTICS

RECEIVING	G-GS	REC	YDS	TD	LG	REC/G	AVG/C	AVG/G
2012	4-0	0	0	0	0	0.0	0.0	0.0
2013	10-5	14	125	0	20	1.4	8.9	12.5
2014	10-8	46	661	5	75	4.6	14.4	66.1
TOTAL	24-13	60	786	5	75	2.5	13.1	32.8

SCORING	G-GS	TDRUSH	REC	RET	PAT	2PAT	FG	TOTAL	AV/G
2012	4-0	0	0	0	0	0	0	0	0.0
2013	10-5	0	0	0	0	0	0	0	0.0
2014	10-8	5	0	5	0	0	0	30	3.0
TOTAL	24-13	5	0	5	0	0	0	30	1.2

ALL-PURPOSE	G-GS	RUSH	REC	PR	KR	IR	TOTAL	AVG/G
2012	4-0	0	0	0	0	0	0	0.0
2013	10-5	0	125	0	0	0	125	12.5
2014	10-8	0	661	0	0	0	661	66.1
TOTAL	24-13	0	786	0	0	0	786	32.8

TACKLES	G-GS	UA	A	TOTAL	TFL-YDS	PD	FF	FR	BLK	QBH
2012	4-0	0	0	0	0.0-0	0	0	0	0	0
2013	10-5	0	0	0	0.0-0	0	0	0	0	0
2014	10-8	3	0	3	0.0-0	0	0	0	0	0
TOTAL	24-13	3	0	3	0.0-0	0	0	0	0	0

ANDERSON'S CAREER GAME HIGHS

- Receptions:** 9 (at Oregon State, 2014)
- Receiving Yards:** 136 (vs. Colorado, 2014)
- Receiving TDs:** 1 (five times, last vs. Stanford, 2014)
- Long Reception:** 75 (vs. Colorado, 2014)
- All-Purpose Yards:** 136 (vs. Colorado, 2014)
- Tackles:** 2 (vs. Stanford, 2014)
- Points:** 6 (five times, last vs. Stanford, 2014)



HAMILTON ANOA'I 25

(ah-no-WAD-ee)

LB, 6-2, 235..... San Mateo, CA
SO-1L Serra HS

Anoa'i played in 11 of 12 games off the bench and made seven tackles to go along with 1.0 tackle for loss (-1 yard) and one pass breakup as a true freshman in 2014. He is looking for additional playing time as a 2015 sophomore as he starts the campaign in the No. 2 spot at the 'MIKE' linebacker position after a strong spring that he capped with two tackles and the lone fumble recovery in the spring game.

CAL CAREER (2014 - PRESENT)

- ▶ Has played in 11 games off the bench all as a 2014 true freshman and contributed seven tackles, 1.0 tackle for loss (-1 yard) and one pass breakup
- ▶ Has career highs of two tackles on two occasions vs. UCLA and Oregon both as a true freshman while adding his lone pass breakup against the Ducks, as well as a career-high 1.0 tackle for loss (career-high -1 yard) at Arizona

OTHER

- ▶ Full name is Hamilton Samasoni Anoa'i
- ▶ Born March 11, 1996
- ▶ Parents are Ryan and Manufou Anoa'i
- ▶ Has run a 4.60 40-yard dash, while his other marks include a 4.24 20-yard shuttle, 30.9" vertical jump and 96.72 SPARQ rating, all according to ESP
- ▶ Intended major is legal studies

ANOA'I'S CAREER STATISTICS

TACKLES	G-GS	UA	A	TOTAL	TFL-YDS	PD	FF	FR	BLK	QBH
2014	11-0	2	5	7	1.0-1	1	0	0	0	0
TOTAL	11-0	2	5	7	1.0-1	1	0	0	0	0

ANOA'I'S CAREER GAME HIGHS

- Tackles:** 2 (twice, last vs. Oregon, 2014)
- Tackles For Loss:** 1.0 (at Arizona, 2014)
- Tackle For Loss Yards:** 1 (at Arizona, 2014)
- Pass Breakups:** 1 (vs. Oregon, 2014)



ZACH ARTMAN 50

OL, 6-3, 310.....San Jose, CA
FR-RS.....Valley Christian HS

Artman is looking to see his first action at Cal in 2015 after redshirting as a 2014 true freshman. Artman played as a prep during his 2012 junior season for a Division III Central Coast Section title squad and participated on the winning team in the Competitive Elite Literacy Classic after his 2013 senior campaign.

OTHER

- ▶ Full name is Zachary Douglas Artman
- ▶ Born March 5, 1996
- ▶ Parents are Doug and Kim Artman
- ▶ Intended major is business administration


JAKE ASHTON 80

TE, 6-4, 220 **Indio, CA**
FR-RS **Xavier College Prep HS**

Ashton is looking to see his first action at Cal in 2015 after redshirting as a 2014 true freshman. Ashton's prep career was highlighted by his 2013

senior season when he posted 43 receptions for 577 yards receiving and nine touchdown catches.

OTHER

- ▶ Full name is Jake Michael Ashton
- ▶ Born February 5, 1996
- ▶ Uncle is Lee Ashton
- ▶ Intended major is business administration


JACK AUSTIN 21

WR, 6-3, 210 **Chino Hills, CA**
SO-1L **Chino Hills HS**

Austin had a promising 2015 spring at wide receiver that he capped with a strong spring game in which he recorded a game-high-tying four receptions for a

game-high 76 yards receiving including one scoring grab on an eight-yard touchdown pass from Chase Forrest. He also had a memorable one-handed diving grab in the spring game that prompted @Pac12Networks to ask if it was the "Catch of the Year already??" in a tweet. Austin is also one of the team's top special teams players and contributed five tackles in that role in his first action at Cal during his 2014 redshirt freshman campaign. In addition, he is the team's backup holder.

CAL CAREER (2013 - PRESENT)

- ▶ Has played in 12 games off the bench and made five tackles with all of the stats coming during his second season at Cal in 2014 following a redshirt campaign in 2013
- ▶ Has equaled a career-high single stop five times
- ▶ Has worn four different numbers at one point or another during his career (9, 20, 21, 80)

OTHER

- ▶ Full name is Jack C Austin
- ▶ Born May 4, 1995
- ▶ Parents are Jean C and Vanessa Austin
- ▶ Father played defensive back at Rutgers from 1983-87 and was a team captain during his 1987 senior season
- ▶ Intended major is legal studies

AUSTIN'S CAREER STATISTICS

TACKLES	G-GS	UA	A	TOTAL	TFL-YDS	PD	FF	FR	BLK	QBH
2014	12-0	3	2	5	0.0-0	0	0	0	0	0
TOTAL	12-0	3	2	5	0.0-0	0	0	0	0	0

AUSTIN'S CAREER GAME HIGHS

Tackles: 1 (five times, last vs. Stanford, 2014)


TODD BARR 41

DE, 6-2, 240 **Lakewood, CA**
SR-3L **Lakewood HS**

Barr has made significant contributions throughout his career over 32 games played and seven starts.

He is Cal's active career leader with three fumble recoveries, while ranking second in sacks (4.5) and both tackle for loss yards (-56) and sack yards (-34). Barr posted career highs in nearly every category as a 2014 junior with 20 tackles, 24 tackle for loss yards, 20 sack yards, two forced fumbles and four quarterback hurries, while equaling a career-high 2.0 sacks. He also played in all 12 games for the first time as a junior and made his first career seven starts.

CAL CAREER (2011 - PRESENT)

- ▶ Has played in 32 games with seven starts over the last three seasons of his first four campaigns with the program after redshirting as a true freshman in 2011
- ▶ Has career totals of 40 tackles, 11.5 tackles for loss (-56 yards), 4.5 sacks (-34 yards) and three forced fumbles
- ▶ Cal's active career leader in forced fumbles, while ranking second in sacks and both tackle for loss yards and sack yards, and third in sacks
- ▶ Posted career highs of 20 tackles, 24 tackle for loss yards, 20 sack yards, two forced fumbles and four quarterback hurries, while equaling a career-high 2.0 sacks as a 2014 junior when he played in all 12 games for the first time and made a career-high seven starts
- ▶ Posted career highs in nearly every category as a 2014 junior with 20 tackles, 24 tackle for loss yards, 20 sack yards, two forced fumbles and four quarterback hurries, while equaling a career-high 2.0 sacks
- ▶ Had a career-high 4.5 tackles for loss as a 2012 redshirt freshman
- ▶ Has posted a career-high-tying four tackles twice at Arizona and vs. Oregon both as a junior
- ▶ Has registered a career-high-tying 1.5 tackles for loss three times, picking up the total in the season-opener of his redshirt freshman season vs. Nevada, later in the same campaign vs. Arizona State and again in the season opener of his junior season at Northwestern
- ▶ Has recorded a career-high-tying 1.0 sacks three times vs. Arizona State as a redshirt freshman and in the first two games of his junior campaign at Northwestern and vs. Sacramento State
- ▶ Registered career highs for both tackle for loss yards (18) and sack yards (17) at Northwestern as a junior
- ▶ Has posted a career-high-tying one forced fumble on three occasions as a sophomore vs. Washington, and as a junior vs. Sacramento State and Oregon
- ▶ Has recorded one quarterback hurry on five occasions
- ▶ An honorable mention Pac-12 All-Academic selection during each of the past three seasons

OTHER

- ▶ Full name is William Todd Barr Jr.
- ▶ Born December 12, 1992
- ▶ Parents are William Todd Barr Sr. and Nevell Elmani
- ▶ Major is legal studies

BARR'S CAREER STATISTICS

TACKLES	G-GS	UA	A	Total	TFL-Yds	PD	FF	FR	BLK	QBH
2012	11-0	5	7	12	4.5-20	0	1	0	0	0
2013	9-0	3	5	8	3.0-12	0	0	0	0	1
2014	12-7	9	11	20	4.0-24	0	2	0	0	4
TOTAL	32-7	17	23	40	11.5-56	0	3	0	0	5

SACKS	G-GS	UA	A	Total	Yds
2012	11-0	1	2	2.0	11
2013	9-0	0	1	0.5	3
2014	12-7	2	0	2.0	20
TOTAL	32-7	3	3	4.5	34

BARR'S CAREER GAME HIGHS

- Tackles:** 4 (twice, last vs. Oregon, 2014)
- Tackles For Loss:** 1.5 (three times, last at Northwestern, 2014)
- Tackle For Loss Yards:** 18 (at Northwestern, 2014)
- Sacks:** 1.0 (three times, last vs. Sacramento State, 2014)
- Sack Yards:** 17 (at Northwestern, 2014)
- Forced Fumbles:** 1 (three times, last vs. Oregon, 2014)
- Quarterback Hurries:** 1 (five times, last vs. Stanford, 2014)



MICHAEL BARTON **8**

LB, 6-0, 240.....*Richmond, CA*
JR-2L.....*De La Salle HS*

Barton is a 2015 national honors candidate who has earned second-team preseason All-Pac-12 honors from Phil Steele after leading Cal with 80 tackles as

a 2014 sophomore while also pacing the squad with 7.5 tackles for loss, both career highs. Barton ranks first among Cal's active career leaders in tackles for loss (15.5) with at least 0.5 tackles for loss in 16 of the 23 games he has played in, second in tackles (144) and third in sacks (3.5). Barton has played in 23 career games with all 13 of his career starts coming over the team's last 15 contests.

CAL CAREER (2012 - PRESENT)

- ▶ Has played in 23 games with 13 starts with all of his action coming in the last two campaigns of his three seasons with the program after redshirting as a true freshman in 2012
- ▶ Has career totals of 144 tackles, 15.5 tackles for loss (-42 yards), 3.5 sacks (-19 yards), three pass breakups and two quarterback hurries
- ▶ Ranks first among Cal's active career leaders in tackles for loss, second in tackles, third in sacks and tackle for loss yards, tied for third in sack yards, tied for fourth in quarterback hurries and tied for sixth in pass breakups
- ▶ Posted his top season as a 2014 sophomore when he played in career-high 12 games including a career-high 10 starts and had a career-high and team-leading total of 80 tackles while also pacing the squad with 7.5 tackles for loss (-16 yards) and 1.5 sacks that were just a half-tackle for loss and half-sack shy of his career-high 8.0 tackles for loss (career-high 26 yards) and 2.0 sacks (career-high 11 yards) as a 2013 redshirt freshman
- ▶ Had career-high-tying totals of 13 tackles and 1.0 sack (-3 yards) at Stanford in the finale of his 2013 redshirt freshman season
- ▶ Registered career-high totals of 2.0 tackles for loss and 10 tackle for loss yards, as well as a career-high-tying 1.0 sack, eight sack yards and one quarterback hurry as a 2013 freshman against USC Also had a career-high-tying one quarterback hurry and career-high-tying one pass breakup in his first collegiate game in the 2013 season opener vs. Northwestern
- ▶ Equalled career-high totals of 1.0 sack and eight sack yards during his 2014 sophomore season in the season finale vs. BYU
- ▶ Had a career-high-tying one pass breakup at Northwestern and at Oregon State as a 2014 sophomore
- ▶ Has led or co-led the team in tackles four times, including twice both during as a 2014 sophomore (at Arizona, at Oregon State) and as a 2013 redshirt freshman (vs. USC, at Stanford)
- ▶ Has registered at least 0.5 tackles for loss in 16 contests over the past two seasons to lead the team

OTHER

- ▶ Full name is Michael Anthony Barton
- ▶ Born August 27, 1994
- ▶ Parents are Mike Barton and Chakay McDonald
- ▶ Oldest of seven children in his family
- ▶ Major is American studies

BARTON'S CAREER STATISTICS

TACKLES	G-GS	UA	A	Total	TFL-Yds	PD	FF	FR	BLK	QBH
2013	11-3	28	36	64	8.0-26	1	0	0	0	2
2014	12-10	37	43	80	7.5-16	2	0	0	0	0
TOTAL	23-13	65	79	144	15.5-42	3	0	0	0	2

SACKS	G-GS	UA	A	Total	Yds
2013	11-3	2	0	2.0	11
2014	12-10	1	1	1.5	8
TOTAL	23-13	3	1	3.5	19

BARTON'S CAREER GAME HIGHS

- Tackles:** 13 (at Stanford, 2013)
- Tackles For Loss:** 2.0 (vs. USC, 2013)
- Tackle For Loss Yards:** 10 (vs. USC, 2013)
- Sacks:** 1.0 (three times, last vs. BYU, 2014)
- Sack Yards:** 8 (twice, last vs. BYU, 2014)
- Quarterback Hurries:** 1 (twice, last vs. USC, 2013)
- Pass Breakups:** 1 (three times, last at Oregon State, 2014)



HENRY BAZAKAS **76**

(buzz-ACK-iss)

OL, 6-6, 270.....*Berkeley, CA*
FR-HS.....*Berkeley HS*

Bazakas earned first-team All-West Alameda County Conference Shoreline League on the offensive line as a 2014 senior while he also registered 18 tack-

les and one forced fumble on the defensive side of the ball. He picked up two varsity letters seeing action on both the offensive and defensive line and played three seasons with his 2012 sophomore team posting a perfect 5-0 league record to win the West Alameda County Conference Foothill League title and advance to the first round of the CIF North Coast Section playoffs

OTHER

- ▶ Full name is Henry Christos Bazakas
- ▶ Born March 14, 1997
- ▶ Parents are Todd Bazakas and Gayle Buckles
- ▶ Intended major is business administration



NOAH BEITO **19**

(BAY-toe)

PK/P, 6-0, 185.....*Scotts Valley, CA*
JR-SQ.....*Scotts Valley HS*

Beito has played in three games off the bench in a reserve role during his first three seasons with the program, kicking off once for 64 yards as a true freshman and punting twice for 36 total yards during his 2013 redshirt freshman season before not seeing any game action as a 2014 sophomore. He is expected to challenge Matt Anderson and James Langford for the starting placekicking job in 2014 and may also contribute as a punter.

CAL CAREER (2012 – PRESENT)

- ▶ Has played in three games off the bench during his first two seasons with the program, kicking off once for 64 yards against Southern Utah as a 2012 true freshman and punting twice for 36 yards as a 2013 redshirt freshman against USC for all of his stats
- ▶ Longest career punt was a 23-yarder against USC in 2013

OTHER

- ▶ Full name is Noah Yang Beito
- ▶ Born April 8, 1994
- ▶ Parents are Bob Beito and Esther Yang
- ▶ Major is interdisciplinary studies

BEITO'S CAREER STATISTICS

PUNTING	G-GS	No.	Yards	Lg	Avg
2012	1-0	0	0	0	0.0
2013	2-0	2	36	23	18.0
TOTAL	3-0	2	36	23	18.0

KICKOFFS	G-GS	No	Yds	Avg
2012	1-0	1	64	64.0
2013	2-0	0	0	0.0
TOTAL	3-0	1	64	64.0

BEITO'S CAREER GAME HIGHS

- Kickoffs:** 1 (vs. Southern Utah, 2012)
- Kickoff Yards:** 64 (vs. Southern Utah, 2012)
- Kickoff Average:** 64.0, 1-64 (vs. Southern Utah, 2012)
- Long Kickoff:** 64 (vs. Southern Utah, 2012)
- Punts:** 2 (at USC, 2013)
- Punting Yards:** 36 (at USC, 2013)
- Punting Average:** 18.0 (at USC, 2013)
- Long Punt:** 23 (at USC, 2013)


KAMRYN BENNETT 72
(CAM-rin)

OL, 6-3, 290 Peoria, AZ
FR-RS Centennial HS

Bennett is looking to see his first action at Cal in 2015 after redshirting as a 2014 true freshman. Bennett played for a prep team that combined to compile a 33-6 overall record and 21-1 conference mark during his three varsity campaigns during which he earned first-team All-West Valley honors twice. Bennett helped pave the way for his 2013 senior team to lead the league with 3,785 rushing yards, and an average of 315.4 rushing yards per game and 8.32 yards per carry, while ranking fifth and seventh in the state of Arizona in the first two categories.

OTHER

- ▶ Full name is Kamryn Cade Bennett
- ▶ Born December 12, 1995
- ▶ Parents are Greg and Kim Bennett
- ▶ Says he watched "The Drive" television show on Pac-12 Networks during the 2013 season to get an inside look at Cal football
- ▶ Dropped 25 pounds prior to the 2013 season
- ▶ Skipped his prom in May of 2013 to make an unofficial visit to Cal
- ▶ Has testing numbers according to ESPN in the 40-yard dash (5.20), 20-yard shuttle (4.84), vertical jump (21.1), power throw (34.0) and SPARQ rating (62.10)
- ▶ Intended major is legal studies
- ▶


LUC BEQUETTE 93
(luke beckett)

DT, 6-1, 280 Little Rock, AR
FR-HS Catholic HS

Bequette split his two varsity seasons at Centennial High School in Champaign as a 2013 junior and Catholic High School in Little Rock for his 2014 senior season as a two-way starter both campaigns. Bequette was an All-State and first-team All-Big Twelve Conference pick as an offensive lineman during his junior season while he earned second-team honors on the defensive line. As a senior he was a first-team All-7A/6A player on defense according to ArkansasVarsity.com.

OTHER

- ▶ Full name is Christopher Jules Bequette II
- ▶ Born July 1, 1997
- ▶ Parents are Chris Bequette and Debi Thomas
- ▶ Father is a former offensive lineman at Arkansas and sports attorney
- ▶ Comes from a football family with his grandfather, George Bequette, uncle, Jay Bequette (offensive linemen), and cousin, Jake Bequette (defensive end), also playing for the Razorbacks, with Jake Bequette currently a member of the New England Patriots
- ▶ Mother won a bronze medal in figure skating at the 1988 Olympic Games, is a two-time national champion and a 1986 world champion
- ▶ Camped at Cal in June of 2014 (also camped at Arkansas Elite Camp)
- ▶ Intended major is business administration


CODY BICKHAM 98

DE, 6-4, 245 Half Moon Bay, CA
JR-HS Saint Francis HS

Bickham joined the Cal football program in the spring of 2015 after spending his first two years at Cal as a member of the track and field squad. Bickham was returning to football for the first time since his 2011 senior prep season.

OTHER

- ▶ Full name is Cody Jackson Bickham
- ▶ Born March 1, 1994
- ▶ Parents are Randy and Marsha Bickham
- ▶ Brother, Travis Bickham, was a three-year letterwinner at Cal in men's water polo from 2009-11
- ▶ Owns four potbellied pigs
- ▶ Major is history


ANDREW BLACK 11

QB, 6-0, 205 Spokane, WA
FR-RS Lewis and Clark HS

Black is looking to see his first action at Cal in 2015 after redshirting as a 2014 true freshman. He joined Cal football after a walk-on tryout in the fall of 2014.

OTHER

- ▶ Full name is Andrew Stanford Black
- ▶ Born January 4, 1996
- ▶ Parents are Dave Black and Hayley McGonigle
- ▶ Stepfather is Mike McGonigle
- ▶ Intended major is business administration



CHRIS BORRAYO 66

(bore-l-oh)

OL, 6-3, 310..... *Paramount, CA*
JR-2L..... *Paramount HS*

Borrayo is a national honors candidate who has started 16 games over the past two seasons at left guard and is one of three offensive linemen entering their third season as full-time starters in 2015. Borrayo started each of the 11 contests he played in as a 2014 sophomore and served in a key role for a Cal offense that set or equaled 12 single-season school or modern-era school records and ranked in the top 15 nationally in five offensive categories. He is Cal's most decorated offensive linemen, picking up a pair of third-team All-Pac-12 honors (College Sports Madness, Phil Steele) as a 2014 sophomore as well as a second-team spot on Steele's 2015 Preseason All-Pac-12 team.

CAL CAREER (2013 - PRESENT)

- ▶ Has started all 16 games at left guard that he has played in during his first two seasons with the program
- ▶ His 16 starts are the third most by any current Cal offensive lineman

OTHER

- ▶ Full name is Christopher Kiki Borrayo
- ▶ Born September 16, 1995
- ▶ Parents are Ricky Borrayo and Angelica Mata
- ▶ One of eight children in his family
- ▶ Did not play any sports prior to high school
- ▶ Intended major is political science

BORRAYO'S CAREER STATISTICS

PARTICIPATION	G-GS	
2013	5-5	No other statistics
2014	11-11	No other statistics
TOTAL	16-16	No other statistics



ROSS BOWERS 7

6-2, 190..... *Bothell, WA*
FR-HS..... *Bothell HS*

Bowers began his career at Cal in January of 2015 as a mid-year enrollee. He is a four-star ESPN recruit that has led his team to its first Washington state title and also a KingCo crown as well as a current 14-1 record as a 2014 senior with the squad's lone loss coming against Miami's Central High School in the first annual Burger King State Champions Bowl Series. Bowers has completed 228-of-335 passes (68.1%) for 3505 yards with 37 touchdowns and six interceptions to earn first-team All-KingCo honors. He also produced one of the most viewed football plays ever in the state championship game when he landed on his feet in the end zone after a full flip over a defender to cap off a four-yard touchdown run. The play has been viewed by millions worldwide and ended up as the No. 3 Play of the Year by MaxPreps after picking up multiple Play of the Week mentions.

OTHER

- ▶ Full name is Ross Buchanan Bowers
- ▶ Born November 19, 1996
- ▶ Parents are James and Joanne Bowers
- ▶ Father recently finished his first season on the football coaching staff at his alma mater James Madison, while mother is the head women's gymnastics coach at Washington
- ▶ Recorded a 4.28 20-yard shuttle run and 30.8" vertical in June of 2014
- ▶ Intended major is business administration



NATHAN BROUSSARD 22

LB, 6-3, 245..... *Plano, TX*
SR-1L..... *Plano West HS*

Broussard is expected to return to action in 2015 after missing each of the past two campaigns with season-ending injuries suffered in training camp. He showed promise as a redshirt freshman in 2012 when he saw the only action of his career, playing in 11 games with four starts and recording 18 tackles, 3.5 tackles for loss (-23 yards), 3.0 sacks (-21 yards) and one quarterback hurry. His 2012 numbers are enough to rank him tied third among Cal's active career players in sack yardage, and tied for fourth in sacks and tackles for loss yardage.

CAL CAREER (2011 - PRESENT)

- ▶ Has missed each of the last two campaigns in 2013 and 2014 after suffering season-ending injuries in training camp both times
- ▶ Has played in 11 games with four starts all as a redshirt freshman in 2012, recording 18 tackles, 3.5 tackles for loss (-23 yards), 3.0 sacks (-21 yards) and one quarterback hurry
- ▶ Ranks third among Cal's active career players in sack yardage, tied for fourth in sacks and tackles for loss yardage, tied for seventh in quarterback hurries and tied for 10th in tackles for loss
- ▶ Had a career-high five tackles vs. Oregon, a career-high-tying 1.0 sack and 1.0 tackle for loss in back-to-back games vs. UCLA and at Washington State with a career-high -13 sack and tackle for loss yards against the Cougars all as a redshirt freshman
- ▶ Changed to his current No. 22 beginning with 2012 spring practices after wearing No. 32 in his first campaign with the Cal program in 2011

OTHER

- ▶ Full name is Nathan Gabriel Broussard
- ▶ Born August 29, 1993
- ▶ Parents are Rhett and Lisa Broussard
- ▶ Major is American studies

BROUSSARD'S CAREER STATISTICS

TACKLES	G-GS	UA	A	Total	TFL-Yds	PD	FF	FR	BLK	QBH
2012	11-4	8	10	18	3.5-23	0	0	0	0	1
TOTAL	11-4	8	10	18	3.5-23	0	0	0	0	1

SACKS	G-GS	UA	A	Total	Yds
2012	11-4	2	2	3.0	21
TOTAL	11-4	2	2	3.0	21

BROUSSARD'S CAREER GAME HIGHS

- Tackles:** 5 (vs. Oregon, 2012)
- Tackles For Loss:** 1.0 (twice, last at Washington State, 2012)
- Tackle For Loss Yards:** 13 (at Washington State, 2012)
- Sacks:** 1.0 (twice, last at Washington State, 2012)
- Sack Yards:** 13 (at Washington State, 2012)
- Quarterback Hurries:** 1 (at Washington State, 2012)


DERRON BROWN 4
(duh-RON)
**S, 6-1, 200Oakland, CA
SO-JC..... Mesa Community College/
Betty H. Fairfax HS**

Brown began his career at Cal in January of 2015 as a mid-year enrollee and is considered one of the team's top players at safety going into his 2015 sophomore season. He was a second-team All-Arizona Community College Athletic Conference selection and ranked as high as No. 3 among junior college safeties by Scout in his lone campaign at Mesa Community College as a true freshman in 2014, recording 48 tackles and 6.0 tackles for loss. Brown was also an All-Arizona selection as a prep in his 2012 junior season at Betty H. Fairfax High School before missing his entire 2013 senior campaign due to injury.

OTHER

- ▶ Full name is Derron Rene Brown
- ▶ Born December 26, 1995
- ▶ Parents are Robert Brown and Krissaundra Williams
- ▶ Has been clocked at 4.45 in the 40-yard dash according to Bear Insider, while ESPN and Hudl have him at 4.63 with a 33.5 in the power throw
- ▶ Born in Oakland and still has family in the area
- ▶ Moved to Arizona in the seventh grade
- ▶ Intended major is business administration


ERIK BROWN 13
**WR, 6-1, 175Fontana, CA
FR-RS..... Summit HS**

Brown is looking to see his first action at Cal in 2015 after redshirting as a 2014 true freshman. Brown was listed as the No. 1 recruit in Cal's 2014 class according to Athlon after earning All-American honors as a 2013 prep senior and playing in the prestigious Semper Fidelis All-American Bowl. Brown compiled totals of 1,168 yards receiving and nine touchdown catches as well as 12 TD's overall, while totaling 1,881 all-purpose yards as a prep. He was a five-star recruit according to PrepStar SoCal.

CAL CAREER (2014 - PRESENT)

- ▶ Changed his uniform to his current No. 13 beginning with the 2015 season after wearing No. 11 in his first season with the Cal program in 2014 and through 2015 spring practices

OTHER

- ▶ Full name is Erik Darnell Brown II
- ▶ Born December 16, 1995
- ▶ Mother is Shakira Blackmon-Anderson
- ▶ Attended the 2011 Holiday Bowl between Cal and Texas as a fan
- ▶ Has a 4.48 in the 40-yard dash according to 247Sports, 4.5 by Rivals and 4.62 by ESPN
- ▶ Intended major is media studies


DREW BRYANT 46
**LB, 6-2, 215Sparks, NV
FR-RS.....Reed HS**

Bryant is looking to see his first action at Cal in 2015 after redshirting as a 2014 true freshman. Bryant joined Cal in January of 2014 and practiced with the team during its spring workouts after greys Shirting as a 2013 freshman following a prep career in which he put up huge numbers that included three-year totals of 294 tackles, 29.0 tackles for loss, 9.0 sacks and three interceptions for teams that compiled an overall record of 35-9 and a conference mark of 20-1 while reaching the Nevada state finals twice and winning the NIAA Division I Northern Regional title as a 2012 senior.

OTHER

- ▶ Full name is Drew Hunter Bryant
- ▶ Born May 29, 1995
- ▶ Parents are Steve and Michelle Bryant
- ▶ Intended major is integrative biology


JOE CASTIGNANI 56
(cas-tin-YAW-nee)
**LB, 6-2, 225San Jose, CA
FR-RS..... Bellarmine Prep**

Castignani is looking to see his first action at Cal in 2015 after redshirting as a 2014 true freshman. Castignani played for a prep squad as a 2013 senior that reached the semifinals of the Central Coast Section Open Division playoffs after earning first-team All-West Catholic Athletic League honors as a 2012 junior when he registered 89 tackles and a team-high 12.0 sacks for a WCAL championship club that was also the top-ranked team in the Central Coast Section according to MaxPreps.

OTHER

- ▶ Full name is Joseph Richard Castignani
- ▶ Born October 31, 1995
- ▶ Parents are Jim and Liz Castignani
- ▶ Father was a two-sport athlete at Cal and a member of the 1980 national championship rugby team
- ▶ Intended major is business administration


FRANKLYN CERVENKA 39
(sir-VANK-uh)
**5-10, 170La Cañada Flintridge, CA
JR-TR..... Pasadena City College/
Wagner/La Cañada HS**

Cervenka joined the Cal football program in the spring of 2015 after transferring from Pasadena City College, where he was named the school's Student-Athlete of the Year as a 2014 sophomore. Cervenka connected on 7-of-11 field goals including a long of 48 that the second-longest in school history during his lone season at the school after transferring from Wagner.

OTHER

- ▶ Full name is Franklyn K. Cervenka
- ▶ Born February 20, 1997
- ▶ Parents are John and Kerry Cervenka
- ▶ Born in Lithuania
- ▶ Intended major is legal studies



AARON COCHRAN **75**

OL, 6-8, 340..... **Atwater, CA**
SO-SQ..... **Buhach Colony HS**

Cochran saw the first action of his collegiate career by coming off the bench in five games as a 2014 redshirt freshman and will be looking for additional

playing time in 2015.

CAL CAREER (2013 - PRESENT)

- ▶ Has played in five games off the bench and on special teams with all of his action coming as a redshirt freshman in 2014 after he redshirted and did not play during his first season with the program in 2013

OTHER

- ▶ Full name is Aaron Alexander Cochran
- ▶ Born June 15, 1995
- ▶ Parents are Roderick and Nicole Cochran
- ▶ Older brother, Matt Cochran, is a former Cal offensive lineman who was a part of the program for three seasons from 2012-14
- ▶ Cousin, DeMeco Ryans, was an All-American linebacker at Alabama and has played in the NFL since being drafted by Houston in the second round of the 2006 NFL Draft, earning AP NFL Defensive Rookie of the Year honors in 2006, first-team All-Pro recognition in 2007 and adding the Ed Block Courage Award in 2007 while making two Pro Bowls in six seasons with the Texans before being traded to his current team Philadelphia prior to the 2012 campaign
- ▶ Cousin, Bryan Campbell, played collegiate football at Colorado
- ▶ Cousin, Darren Lake, will be a senior football player at Alabama in 2015
- ▶ Intended major is interdisciplinary studies

COCHRAN'S CAREER STATISTICS

PARTICIPATION	G-GS	
2014	5-0	No other statistics
TOTAL	5-0	No other statistics



CALEB COLEMAN **10**

CB, 6-0, 190 **Berkeley, CA**
SO-1L **St. Mary's College HS**

Coleman became one of Cal's most dependable defensive backs and special teams players during his first season on the field as a redshirt freshman

in 2014. He finished the season with 15 tackles to go along with two interceptions and three pass breakups with both of his interceptions coming in the team's final four games. Coleman's first interception was one of two key plays along with a fourth-down stop near midfield that he made in the fourth quarter of a road win at Oregon State. Coleman, a local product who prepped at St. Mary's College High School in Berkeley, came to Cal as a wide receiver but moved to cornerback during his 2013 redshirt freshman campaign.

CAL CAREER (2013 - PRESENT)

- ▶ Has played in nine games with one start and contributed 15 tackles along with two interceptions that he has returned for six yards and three pass breakups all in his second season with the program as a redshirt freshman in 2014 after redshirting as a true freshman in 2013
- ▶ Tied for second among active Cal players in career interceptions, tied for fifth in interception return yards and tied for sixth in pass breakups

- ▶ Made his lone career start vs. UCLA as a redshirt freshman
- ▶ Recorded a career-high four tackles as a redshirt freshman at Washington State, while equaling a career-high single interception at Oregon State and vs. BYU (career-high four interception return yards) the same season
- ▶ Had a career-high-tying single pass breakup vs. Sacramento State, vs. Washington and at USC all as a redshirt freshman
- ▶ Began his college career as a wide receiver but moved to his current cornerback position during his 2013 true freshman campaign
- ▶ Changed his uniform to his current No. 10 beginning with 2014 spring practices after wearing No. 21 in his first season with the Cal program in 2013
- ▶ Presented with the prestigious Jonathan and Judy Hoff Football Scholar-Athlete of the Year honor for the 2014-15 academic year at the annual Student-Athlete Awards Honors Luncheon
- ▶ First-team Pac-12 All-Academic as a redshirt freshman

OTHER

- ▶ Full name is Caleb Madison Coleman
- ▶ Born June 12, 1995
- ▶ Parents are Paul Coleman and Rosena Goldman
- ▶ Father played college baseball at Central Michigan
- ▶ Grandfather, Jim Coleman, coached track and field at Laney College in Oakland and was the personal coach for 1968 Olympic gold medalist Jim Hines
- ▶ Attended Cal football games as a youth when he lived about a mile away from Kabam Field at California Memorial Stadium and upon signing his national letter of intent in February of 2013 said "Being from Berkeley, I've followed Cal football my whole life. You look at Cal, and it's a great opportunity and a great education."
- ▶ Has worked out with the same trainer as former Cal great and current NFL All-Pro running back Marshawn Lynch of the Seattle Seahawks
- ▶ Has been clocked as fast as 4.47 in the 40-yard dash according to Scout
- ▶ Major is business administration

COLEMAN'S CAREER STATISTICS

INTERCEPTIONS	G-GS	NO	YDS	TD	Lg	AVG/R	AVG/G
2014	9-1	2	6	0	4	3.0	0.7
TOTAL	9-1	2	6	0	4	3.0	0.7

ALL-PURPOSE	G-GS	RUSH	REC	PR	KR	IR	TOTAL	AVG/G
2014	9-1	0	0	0	0	6	6	0.7
TOTAL	9-1	0	0	0	0	6	6	0.7

TACKLES	G-GS	UA	A	TOTAL	TFL-YDS	PD	FF	FR	BLK	QBH
2014	9-1	10	5	15	0-0.0	5	0	0	0	0
TOTAL	9-1	10	5	15	0-0.0	5	0	0	0	0

COLEMAN'S CAREER GAME HIGHS

- Tackles:** 4 (at Washington State, 2014)
- Interceptions:** 1 (twice, last vs. BYU, 2014)
- Interception Return Yards:** 4 (vs. BYU, 2014)
- Long Interception Return:** 4 (vs. BYU, 2014)
- Pass Breakups:** 1 (three times, last at USC, 2014)
- All-Purpose Yards:** 4 (vs. BYU, 2014)



JEFFREY COPRICH 20

(COP-rich)

RB, 5-8, 175Watts, CA
JR-1L West Ranch HS/Golden Valley HS

Coprich has been an inspiring story off the field throughout his Cal career highlighted by his selection to the 2014 Allstate AFCA Good Works Team®, a prestigious off-the-field honor that recognizes dedication to community service by paying tribute to a select group of student-athletes who have worked positively to impact the lives of others. Coprich's community services includes the Essence K. Coprich Book Club he founded in support of the Essence K. Coprich Library in honor of his late sister who was killed in a 1996 car accident at the age of seven in which he survived. On the field, Coprich has been limited in his time on the field due to an injury that forced him to miss his entire 2014 sophomore season after he showed promise as a 2013 redshirt freshman when he played in 10 games off the bench and ranked fourth on the team with 160 rushing yards in his first season of action. He has worked out at three different positions during his Cal career beginning as a defensive back before moving to running back in the spring of 2013, inside receiver in the spring of 2015 and back to running back for the 2015 campaign.

CAL CAREER (2012 - PRESENT)

- ▶ Has played in 10 games off the bench during his first three seasons with the program
- ▶ Has recorded all of his action during his 2013 redshirt freshman campaign after redshirting as a 2012 true freshman and missing his 2014 sophomore season with an injury
- ▶ Has career totals of 40 rushes for 156 yards and one touchdown on the ground, as well as four receptions for 23 yards receiving to total 179 all-purpose yards
- ▶ Has twice been over 50 yards rushing both as a redshirt freshman with a career-high 55 yards on 10 carries vs. USC and 51 as well as his first collegiate score on a career-high 14 rushes at Oregon
- ▶ Longest career run was a 12-yarder against USC, while his longest career reception is a 16-yarder vs. Oregon State both as a redshirt freshman
- ▶ Changed his uniform to his current No. 20 starting in the spring of 2013 after wearing No. 30 for his first season with the program
- ▶ Has worked out at three different positions during his Cal career beginning as a defensive back before moving to running back in the spring of 2013, inside receiver in the spring of 2015 and back to running back for the 2015 campaign

OTHER

- ▶ Full name is Jeffrey Jerome Coprich Jr.
- ▶ Born August 3, 1993
- ▶ Parents are father Jeffrey J. Coprich Sr., stepmother Danielle D. Coprich and mother Shantal House Baker
- ▶ One of Cal's most active participants in community service who has been especially inspired by a tragedy during his childhood on his third birthday in 1996 when his seven-year-old sister, Essence, lost her life in a car accident that he survived
- ▶ Shortly after his sister's passing along with help from his family founded the Essence K. Coprich Book Club in honor of Essence that was started in conjunction with the I Am Foundation (iamfoundation.org) at 116th Elementary School in the Watts area of Los Angeles with hopes to raise awareness and get books donated to the school's Essence K. Coprich Library
- ▶ Has had the story of his efforts with the Essence K. Coprich Book Club told by multiple media outlets
- ▶ Has dedicated his entire football playing career to his grandmother, Hattie B. Jeter-Coprich (dad's mom), who is in a fight against breast cancer with the hope that she will be able to see him play in person
- ▶ A relative of Major League Baseball great Derek Jeter
- ▶ Major is legal studies

COPRICH'S CAREER STATISTICS

RUSHING	G-GS	Att	Yds	TD	Lg	Avg/C	Avg/G
2013	10-0	40	156	1	12	3.9	15.6
TOTAL	10-0	40	156	1	12	3.9	15.6

TOTAL OFFENSE	G-GS	Rush	Pass	Total	Avg/G
2013	10-0	156	0	156	15.6
TOTAL	10-0	156	0	156	15.6

RECEIVING	G-GS	Rec	Yds	TD	Lg	Rec/G	Avg/C	Avg/G
2013	10-0	4	23	0	16	0.4	5.8	2.3
TOTAL	10-0	4	23	0	16	0.4	5.8	2.3

SCORING	G-GS	TD	Rush	Pass	Retn	PAT	2PAT	FG	Total	Avg/G
2013	10-0	1	1	0	0	0	0	0	6	0.6
TOTAL	10-0	1	1	0	0	0	0	0	6	0.6

ALL-PURPOSE	G-GS	Rush	Rec	PR	KR	IR	Total	Avg/G
2013	10-0	156	23	0	0	0	179	17.9
TOTAL	10-0	156	23	0	0	0	179	17.9

COPRICH'S CAREER GAME HIGHS

- Rushes:** 14 (at Oregon, 2013)
- Rushing Yards:** 55 (vs. USC, 2013)
- Rushing TDs:** 1 (at Oregon, 2013)
- Long Rush:** 12 (vs. USC, 2013)
- Receptions:** 1 (four times, last vs. USC, 2013)
- Receiving Yards:** 16 (vs. Oregon State, 2013)
- Long Reception:** 16 (vs. Oregon State, 2013)
- All-Purpose Yards:** 62 (vs. USC, 2013)
- Points:** 6 (at Oregon, 2013)



DAVID DAVIS 52

DT, 6-0, 285Palos Verdes Estates, CA
SR-1LLong Beach City College/
Washington State/Palos Verdes HS

Davis played in 10 games off the bench and on special teams as a blocker on the punt team before suffering a season-ending injury in his first season at Cal after transferring from Long Beach City College and previously being a member of the football program but not seeing any action at Washington State. He recorded three tackles.

CAL CAREER (2014 - PRESENT)

- ▶ Has played in 10 games off the bench and on special teams as a blocker on the punt team and contributed three tackles all in his first season with the program as a junior in 2014 after transferring from Long Beach City College and previously being a member of the football program but not seeing any game action at Washington State
- ▶ Recorded a career-high-tying single tackle vs. Sacramento State, Washington and UCLA during his junior campaign

OTHER

- ▶ Full name is William David Davis
- ▶ Born July 10, 1993
- ▶ Parents are Duane and Inge Davis
- ▶ Father is an actor who among his many roles played Joe Louis in a made-for-TV movie about Rocky Marciano and James "Buster" Douglas in the HBO original movie Tyson
- ▶ Grandfather is Pro Football Hall of Fame defensive tackle Willie Davis formerly of the Cleveland Browns and Green Bay Packers who was a five-time first-team All-Pro, five-time Pro Bowler, five-time NFL champion and two-time Super Bowl winner who played his collegiate football at Grambling State

- ▶ Family owns All-Pro Broadcasting, a conglomerate radio stations in the Los Angeles and Milwaukee areas with Duane now the company's vice president and David thinking about joining the family business at some point
- ▶ Intended major is American studies

DAVIS' CAREER STATISTICS

TACKLES	G-GS	UA	A	TOTAL	TFL-YDS	PD	FF	FR	BLK	QBH
2014	10-0	0	3	3	0.0-0	0	0	0	0	0
TOTAL	10-0	0	3	3	0.0-0	0	0	0	0	0

DAVIS' CAREER GAME HIGHS

Tackles: 1 (three times, last vs. UCLA, 2014)



TREVOR DAVIS 9

WR, 6-2, 185 Martinez, CA
SR-1LHawai'i/Alhambra HS

Davis is preseason second-team All-American kick returner and on the watch list for the Paul Hornung Award given annually to college football's most

versatile player who has established himself as one of the nation's top all-purpose threats as a kick returner and wide receiver. Davis was one of the nation's top kick returners as a 2014 junior in his first action at Cal after transferring from Hawai'i, ranking second nationally with a 32.6 yards per kick return average and tied for second with two kick return touchdowns that both set school marks. Davis had both of the kick return touchdowns on back-to-back third-quarter returns to equal NCAA and Pac-12 single-game records during a monster game at Washington State in which he also had two touchdown receptions and totaled a career-high and team season-high 280 all-purpose yards. Davis added 2014 season totals of 24 receptions, 399 yards receiving and five touchdown catches, as well as eight punt returns and 70 punt return yards for a total of 893 all-purpose yards.

CAL CAREER (2013 - PRESENT)

- ▶ Has played in 10 games with two starts over his first two seasons in the program, seeing all of his action as a 2014 junior after sitting out a 2013 redshirt campaign due to NCAA transfer rules following two seasons at Hawai'i
- ▶ Established himself as one of the nation's top kick returners in his first action at Cal as a junior by ranking second nationally and leading the Pac-12 with a single-season school-record 32.6 yards per kick return average that also has him on top of the school's all-time list, and tying for second both nationally and in the Pac-12 with a school-record two kick returns for touchdowns among his 13 kick returns for 424 yards
- ▶ Has also added 24 receptions, 399 yards receiving and five touchdown receptions, as well as eight punt returns and 70 punt return yards for a total of 893 all-purpose yards
- ▶ Ranks first among active Cal players in kick return average, punt return yards, and average yards per reception (16.6); tied for first in kick return touchdowns; second in kick return yards and punt returns; third in kick returns; tied for third in touchdown receptions; fifth in all-purpose yards, total touchdowns (7) and points (42); and seventh in receptions and yards receiving
- ▶ Had one of the most memorable games by an individual in the history of Cal football in a wild 60-59 win at Washington State in 2014 when he equaled NCAA and Pac-12 single-game records by becoming the 20th player in FBS history and the third in the Pac-12 to bring back two kick returns for touchdowns in a single game on consecutive kick returns of 100 and 98 yards while adding three receptions for 82 yards and a career-high two scoring catches including the game-winner on a 51-yarder from Jared Goff in the fourth quarter for a career-high four touchdowns that were the most by a Cal player in 2014 for a career-high 280 all-purpose yards

- ▶ Other marks set and record books entries established during his performance in the 2014 contest at Washington State included kick returns that tied for the third and tied for the seventh longest in school history, and single-game school records for kick return touchdowns (2), kick returns yards (198) and kick return average (99.0 ypr)
- ▶ Had a career and team-high 93 yards receiving on three catches including a career-long 76-yard touchdown reception in the first game of his Cal career at Northwestern
- ▶ Recorded a career-high four receptions for 39 yards vs. Colorado
- ▶ Had career highs of three punt returns and 31 punt return yards vs. Sacramento State with the longest punt return of his career a 24-yarder at Arizona
- ▶ Has added two tackles
- ▶ Changed his number to his current No. 9 beginning with 2014 spring practices after he wore No. 82 in his first season with Cal in 2013

OTHER

- ▶ Full name is Trevor Lee Davis
- ▶ Born July 4, 1993
- ▶ Parents are Mark Davis and Linda Norman-Davis
- ▶ Major is sociology

DAVIS' CAREER STATISTICS

RECEIVING	G-GS	Rec	Yds	TD	Lg	Rec/G	Avg/C	Avg/G
2014	10-2	24	399	5	76	2.4	16.6	39.9
TOTAL	10-2	24	399	5	76	2.4	16.6	39.9

SCORING	G-GS	TD	Rush	Pass	Retn	PAT	2PAT	FG	Total	Avg/G
2014	10-2	7	0	5	2	0	0	0	42	4.2
TOTAL	10-2	7	0	5	2	0	0	0	42	4.2

PUNT RETURNS	G-GS	No.	Yds	TD	Lg	Avg/R	Avg/G
2014	10-2	8	70	0	24	8.8	7.0
TOTAL	10-2	8	70	0	24	8.8	7.0

KICK RETURNS	G-GS	No.	Yds	TD	Lg	Avg/R	Avg/G
2014	10-2	13	424	2	100	32.6	42.4
TOTAL	10-2	13	424	2	100	32.6	42.4

ALL-PURPOSE	G-GS	Rush	Rec	PR	KR	IR	Total	Avg/G
2014	10-2	0	399	70	424	0	893	89.3
TOTAL	10-2	0	399	70	424	0	893	89.3

TACKLES	G-GS	UA	A	TOTAL	TFL-YDS	PD	FF	FR	BLK	QBH
2014	10-2	2	0	2	0.0-0	0	0	0	0	0
TOTAL	10-2	2	0	2	0.0-0	0	0	0	0	0

DAVIS' CAREER GAME HIGHS

- Receptions:** 4 (vs. Colorado, 2014)
- Receiving Yards:** 93 (at Northwestern, 2014)
- Receiving TDs:** 2 (at Washington State, 2014)
- Long Reception:** 76TD (at Northwestern, 2014)
- Kick Returns:** 3 (three times, last vs. BYU, 2014)
- Kick Return Yards:** 198 (at Washington State, 2014)
- Kick Return TDs:** 2 (at Washington State, 2014)
- Long Kick Return:** 100TD (at Washington State, 2014)
- Punt Returns:** 3 (vs. Sacramento State, 2014)
- Punt Return Yards:** 31 (vs. Sacramento State, 2014)
- Long Punt Return:** 24 (at Arizona, 2014)
- All-Purpose Yards:** 280 (at Washington State, 2014)
- Tackles:** 1 (twice, last vs. Stanford, 2014)
- Points:** 24 (at Washington State, 2014)


RAYMOND DAVISON 31

LB, 6-2, 225 Encino, CA
SO-1L Crespi Carmelite HS

Davison made his first contributions on the field at Cal as a redshirt freshman in 2014, contributing 10 tackles, one quarterback hurry and one fumble recovery over 11 games played with four starts. He is slated to move to the 'MIKE' linebacker position in 2015.

CAL CAREER (2013 - PRESENT)

- ▶ Has played in 11 games with four starts and contributed 10 tackles, one quarterback hurry and one fumble recovery all as a 2014 redshirt freshman after redshirting as a true freshman in 2013
- ▶ Has career highs of four tackles against Oregon, while picking up his lone career fumble recovery vs. Sacramento State and lone career quarterback hurry vs. Colorado all as a redshirt freshman

OTHER

- ▶ Full name is Raymond Carver Davison
- ▶ Born March 25, 1995
- ▶ Parents are Raymond and Cheryl Davison
- ▶ High school teammate of former Cal wide receiver Chris Harper
- ▶ Likes to go by the nickname of "Ray Ray"
- ▶ Intended major is legal studies

DAVISON'S CAREER STATISTICS

TACKLES	G-GS	UA	A	Total	TFL-Yds	PD	FF	FR	BLK	QBH
2014	11-4	4	6	10	0.0-0	0	0	1	0	1
TOTAL	11-4	4	6	10	0.0-0	0	0	1	0	1

DAVISON'S CAREER GAME HIGHS

Tackles: 4 (vs. Oregon, 2014)
Fumble Recoveries: 1 (vs. Sacramento State, 2014)
Quarterback Hurries: 1 (vs. Colorado, 2014)


KAODI DIKE 36

(cody DEE-kay)
S, 6-2, 210 Mountain House, CA
JR-TR Nevada/St. Mary's HS

Dyke is expected to redshirt as he is required to sit out the 2015 season due to NCAA transfer rules after transferring to Cal from Nevada, where he spent his first two collegiate seasons as a 2013 true freshman and 2014 sophomore playing in a combined 20 games with four starts and contributing 26 tackles and one pass breakup.

OTHER

- ▶ Full name is Kaodi Obidike Dike
- ▶ Born June 12, 1995
- ▶ Parents are Eddie and Bridget Dike
- ▶ Father and grandmother were both student-athletes at Cal
- ▶ Ran a 4.60 40-yard dash according to Hudl
- ▶ Intended major is public health


DEVANTE DOWNS 1

LB, 6-3, 240 Mountlake Terrace, WA
SO-1L Mountlake Terrace HS

Downs was five true freshmen to play in all 12 games in 2014 and made a sizeable contribution by leading the team with 3.0 sacks, while ranking fifth on the team in tackles for loss (5.0) and leading all rookies in tackles (34), tackles for loss, tackle for loss yards (18), sacks and sack yards (14). He will begin his second season at Cal as one of four players listed as sharing the starting spot at the 'WILL' linebacker position on the preseason depth chart.

CAL CAREER (2014 - PRESENT)

- ▶ Has played in 12 games all as a true freshman and contributed 34 tackles, 5.0 tackles for loss (-18 yards) and 3.0 sacks (-14 yards), as well as two kick returns for eight yards
- ▶ Has career highs of six tackles, eight tackle for loss yards and eight sack yards against Sacramento State, 1.0 tackles for loss four times, 1.0 sacks on three occasions, one quarterback hurry twice, and two kick returns and eight kick return yards with a long return of six yards vs. BYU all as a 2014 true freshman

OTHER

- ▶ Full name is Devante Johnston Downs
- ▶ Born October 18, 1995
- ▶ Parents are John Downs and Rosa Cham-Sanchez
- ▶ Intended major is legal studies

DOWNS' CAREER STATISTICS

KICK RETURNS	G-GS	No.	Yds	TD	Lg	Avg/R	Avg/G
2014	12-0	2	8	0	6	4.0	0.7
TOTAL	12-0	2	8	0	6	4.0	0.7

ALL-PURPOSE	G-GS	Rush	Rec	PR	KR	IR	Total	Avg/G
2014	12-0	0	0	0	8	0	8	0.7
TOTAL	12-0	0	0	0	8	0	8	0.7

TACKLES	G-GS	UA	A	Total	TFL-Yds	PD	FF	FR	BLK	QBH
2014	12-0	19	15	34	5.0-18	0	0	0	0	0
TOTAL	12-0	19	15	34	5.0-18	0	0	0	0	0

SACKS	G-GS	UA	A	Total	Yds
2014	12-0	3	0	3.0	14
TOTAL	12-0	3	0	3.0	14

DOWNS' CAREER GAME HIGHS

Tackles: 6 (vs. Sacramento State, 2014)
Tackles For Loss: 1.0 (four times, last vs. BYU, 2014)
Tackle For Loss Yards: 8 (vs. Sacramento State, 2014)
Sacks: 1.0 (three times, last vs. BYU, 2014)
Sack Yards: 8 (vs. Sacramento State, 2014)
Kick Returns: 2 (vs. BYU, 2014)
Kick Return Yards: 8 (vs. BYU, 2014)
Long Kick Return: 6 (vs. BYU, 2014)
All-Purpose Yards: 8 (vs. BYU, 2014)



CEDRIC DOZIER 37

CB, 5-10, 180 Roanoke, AL
JR-2L Lakes HS

Dozier became a full-time starter at cornerback as a 2014 sophomore and was one of only two players on the defensive side of the ball and seven overall

to start all 12 contests. Dozier recorded career highs of 52 tackles, 1.0 tackles for loss (-2 yards), five pass breakups and one fumble recovery in his first season as a full-time starter after starting the final four games of his 2013 redshirt freshman season. Dozier began his collegiate career as a wide receiver but moved to cornerback during his first training camp as a true freshman in 2012.

CAL CAREER (2012 - PRESENT)

- ▶ Has played in 24 games with 16 starts to rank third among defensive players and tied for seventh overall
- ▶ Shares Cal's active career lead in pass breakups (7), while ranking tied for third in fumble recoveries (1), fourth in passes defended (7) and sixth in tackles (69)
- ▶ Had his top season as a 2014 sophomore when he was one of only two defensive players and seven overall to start all 12 games with each of his starts coming at cornerback and recorded career highs of 52 tackles, 1.0 tackles for loss (-2 yards), five pass breakups and one fumble recovery
- ▶ Recorded all of his career highs as a sophomore with eight tackles at Arizona, two pass breakups and 1.0 tackle for loss (-2 yards) at Oregon State, and one fumble recovery vs. UCLA
- ▶ Has led or co-led the team in tackles once at Arizona as a sophomore
- ▶ Earned honorable mention Pac-12 All-Academic as a 2013 redshirt freshman
- ▶ Started his career at Cal as a wide receiver before moving to defensive back during his first training camp in 2012

OTHER

- ▶ Full name is Cedric D. Dozier
- ▶ Born February 5, 1993
- ▶ Raised along with his cousins, Gerard and Quentin Thomas, by his aunt, Barbara Thomas
- ▶ Major is sociology

DOZIER'S CAREER STATISTICS

TACKLES	G-GS	UA	A	Total	TFL-Yds	PD	FF	FR	BLK	QBH
2013	12-4	12	5	17	0.0-0	2	0	0	0	0
2014	12-12	31	21	52	1.0-2	5	0	1	0	0
TOTAL	24-16	43	26	69	1.0-2	7	0	1	0	0

DOZIER'S CAREER GAME HIGHS

Tackles: 8 (at Arizona, 2014)
Tackles For Loss: 1.0 (at Oregon State, 2014)
Tackle For Loss Yards: 2 (at Oregon State, 2014)
Fumble Recoveries: 1 (vs. UCLA, 2014)
Pass Breakups: 2 (at Oregon State, 2014)



JUSTIN DUNN 84

WR, 6-3, 195 Lafayette, CA
FR-RS Campolindo HS

Dunn is looking to see his first action at Cal in 2015 after redshirting as a 2014 true freshman. Dunn compiled career totals of 73 receptions for 1,265

yards receiving and 17 touchdown catches during the final two seasons of a prep career in 2012 and 2013 for a team that was a combined

22-4 overall and a perfect 12-0 in conference play while winning a pair of Diablo Foothill Athletic League titles over those two campaigns. Dunn earned first-team All-DFAL honors as a safety, second-team recognition as a wide receiver and was also a team captain as a senior.

OTHER

- ▶ Full name is Justin Taylor Dunn
- ▶ Born June 26, 1995
- ▶ Parents are Steve and Wendy Dunn
- ▶ Dad played football at Cal and was on the field for "The Play"
- ▶ Intended major is business administration



KENNEDY EMESIBE 45

(eh-MEZ-bee)

DE, 6-3, 255 Hesperia, CA
FR-RS Oak Hills HS

Emesibe is looking to see his first action at Cal in 2015 after redshirting as a 2014 true freshman.

Emesibe played for a prep team that combined to compile a 28-7 overall record over his final three seasons, advancing to the Southern Section Eastern Division playoffs each year and the quarterfinals each of his past two campaigns when Emesibe led the Mojave River Football League in sacks.

OTHER

- ▶ Full name is Kennedy Chukwudike Emesibe
- ▶ Born February 10, 1996
- ▶ Aunt and uncle are Nimi and Vincent McCoy
- ▶ Brothers, Melvin Emesibe (UCLA) and Galvin (UC Davis) Emesibe, both played college football
- ▶ Has testing marks of 4.79 in the 40-yard dash, 4.3 in the 20-yard shuttle, 36 inches in the vertical jump and a 525 max in the bench press according to Scout, while his SPARQ rating according to ESPN is 87.96
- ▶ Intended major is economics



VIC ENWERE 23

(en-where-E)

RB, 6-1, 230 Missouri City, TX
SO-1L Fort Bend Austin HS

Enwere was one of five true freshmen to play in all 12 games in 2014 and made significant contributions with 193 yards rushing and two scores on the

ground on 34 carries to rank fourth on the team in all three categories. He came back strong and was one of the team's most impressive players during 2015 spring practices and is expected to play a major role for the Bears in 2015.

CAL CAREER (2014 - PRESENT)

- ▶ Has played in 12 games off the bench in his one season with the program in 2014, contributing 193 yards rushing and two scores on the ground on 34 carries to rank fourth among active Cal players in each category
- ▶ Has also added two receptions for 18 yards
- ▶ Recorded a career-high 57 yards rushing on six carries vs. Oregon as a 2014 freshman, while his single scores on the ground in that contest vs. the Ducks and in the following game at Oregon State equal career bests
- ▶ Posted the longest run of his career with a 26-yarder as a freshman vs. Sacramento State
- ▶ Has twice had a career-high-tying single reception vs. Washington (11 yards) and Oregon (7 yards) as a 2014 freshman with an 11-yarder vs. Washington the longest catch of his career

- ▶ Has a career total of 211 all-purpose yards (193 rushing, 18 receiving)

OTHER

- ▶ Full name is Vivien Ugonna Enwere
- ▶ Born January 9, 1996
- ▶ Parents are Paulinus and Maryann Enwere
- ▶ Has reportedly run a 4.3 40-yard dash, while Enwere lists a 4.41 and Rivals a 4.46
- ▶ Has a and a 3.98 20-yard shuttle with a squat max of 515 and a bench max of 300 according to Rivals
- ▶ Plans to go into the medical field and wants to be a physical therapist
- ▶ One of three children in his family currently in college with brother, Ike, at MIT and sister, Paulyann, studying to become a medical doctor at Texas-Galveston
- ▶ Wants to study engineering or sports medicine
- ▶ A Fellowship of Christian Athletes member and church volunteer group leader
- ▶ Intended major is media studies

ENWERE'S CAREER STATISTICS

RUSHING	G-GS	Att	Yds	TD	Lg	Avg/C	Avg/G
2014	12-0	34	193	2	26	5.7	16.1
TOTAL	12-0	34	193	2	26	5.7	16.1

TOTAL OFFENSE	G-GS	Plays	Rush	Pass	Total	Avg/G
2014	12-0	34	193	0	193	16.1
TOTAL	12-0	34	193	0	193	16.1

RECEIVING	G-GS	Rec	Yds	TD	Lg	Rec/G	Avg/C	Avg/G
2014	12-0	2	18	0	11	0.2	9.0	1.5
TOTAL	12-0	2	18	0	11	0.2	9.0	1.5

SCORING	G-GS	TD	Rush	Rec	Ret	PAT	2PAT	FG	Total	Avg/G
2014	12-0	2	2	0	0	0	0	0	12	1.0
TOTAL	12-0	2	2	0	0	0	0	0	12	1.0

ALL-PURPOSE	G-GS	Rush	Rec	PR	KR	IR	Total	Avg/G
2014	12-0	193	18	0	0	0	211	17.6
TOTAL	12-0	193	18	0	0	0	211	17.6

ENWERE'S CAREER GAME HIGHS

- Rushes:** 7 (vs. Sacramento State, 2014)
- Rushing Yards:** 47 (vs. Sacramento State, 2014)
- Rushing TDs:** 1 (twice, last at Oregon State, 2014)
- Long Rush:** 26 (vs. Sacramento State, 2014)
- Receptions:** 1 (twice, last vs. Oregon, 2014)
- Receiving Yards:** 11 (vs. Washington, 2014)
- Long Reception:** 11 (vs. Washington, 2014)
- All-Purpose Yards:** 64 (vs. Oregon, 2014)
- Points:** 6 (twice, last at Oregon State, 2014)


ETHAN ERICKSON 37

PK/P, 6-0, 170 Pacific Palisades HS
FR-HS Palisades HS

Erickson was a first-team All-Los Angeles City selection as a 2014 senior who made 11-of-19 field goal attempts and 79-of-83 extra-point tries in his

final two seasons as a 2013 junior and senior for a total 109 points for teams that combined for a 13-9 record and twice reached the first round of the Los Angeles City Section playoffs. He also averaged 33.8 yards per punt in his senior season.

OTHER

- ▶ Full name is Ethan Meyer Erickson
- ▶ Born June 14, 1996
- ▶ Parents are Bradley Erickson and Julie Zarrow Erickson
- ▶ Intended major is business administration


BRIAN FARLEY 59

OL, 6-7, 290 San Diego, CA
SR-2L Patrick Henry HS

Farley has played in 16 games with two starts during the last two seasons of his four campaigns at Cal including each of the team's 12 contests either off the bench or on special teams as a 2014 junior. He heads into his fifth and final season with the program in 2015 as the team's projected starter at right tackle.

CAL CAREER (2011 - PRESENT)

- ▶ Has played in 16 games with two starts over the last two seasons of his first four campaigns with the program

OTHER

- ▶ Full name is Brian Tavita Farley
- ▶ Born May 30, 1993
- ▶ Parents are Randal and Tania Farley
- ▶ Second-tallest player on squad at 6'7" shorter than only 6'8" Aaron Cochran
- ▶ A member of Cal's club men's lacrosse team
- ▶ Major is anthropology

FARLEY'S CAREER STATISTICS

PARTICIPATION	G-GS	
2013	4-2	No other statistics
2014	12-0	No other statistics
TOTAL	16-2	No other statistics


CHASE FORREST 14

QB, 6-2, 190 Santa Ana, CA
FR-RS Mater Dei HS

Forrest spent the team's 2015 spring practices as the No. 2 quarterback on the depth chart behind starter Jared Goff capped by a strong performance in the spring game when he completed 12-of-16 passes for 124 yards (all game highs) and one touchdown. Forrest redshirted as a true freshman in 2014 after leading his prep team into the Southern Section Pac 5 championship game during each of his final two seasons in 2012 and 2013, taking over as the starter late in his junior campaign and spending his entire senior season as the starter.

OTHER

- ▶ Full name is Chasen Ryder Forrest
- ▶ Born September 13, 1995
- ▶ Parents are Matt Forrest and Maureen Armstrong
- ▶ Mother is a professional photographer who has shot Cal football games
- ▶ Prep teammates of now Cal teammates Justin Norbeck, Malik McMorris, Addison Ooms and Matt Rockett
- ▶ Intended major is business administration



DAVID GARNER **42**

**S, 5-9, 195Fort Lauderdale, FL
SO-1LUniversity School/North Broward Prep**

Garner played in three games off the bench in his second year with the program as a redshirt freshman in 2014 after redshirted in his first campaign at

Cal as a true freshman in 2013. His father, Dwight Garner, was a four-year letterwinner at Cal from 1982-85 and made one of the five laterals during "The Play" as a freshman, while also leading the team in punt returns as a sophomore, receiving as a junior, and kick returns both as a sophomore and junior.

CAL CAREER (2013 - PRESENT)

- ▶ Has played in three games off the bench and contributed five tackles all in his second year with the program as a redshirt freshman in 2014 after redshirting as a true freshman in 2013
- Had a career-high three tackles as a redshirt freshman against Washington

OTHER

- ▶ Full name is David James Garner
- ▶ Born August 26, 1994
- ▶ Parents are Dwight and Vida Garner
- ▶ Father was a four-year letterwinner at Cal from 1982-85 who made one of the five laterals during "The Play" as a freshman, while also leading the team in punt returns as a sophomore, receiving as a junior, and kick returns both as a sophomore and junior before eventually joining the Washington Redskins for one season in 1986 after signing an undrafted free agent contract
- ▶ Major is legal studies

GARNER'S CAREER STATISTICS

TACKLES	G-GS	UA	A	Total	TFL-Yds	PD	FF	FR	BLK	QBH
2014	3-0	1	4	5	0.0-0	0	0	0	0	0
TOTAL	3-0	1	4	5	0.0-0	0	0	0	0	0

GARNER'S CAREER GAME HIGHS

Tackles: 3 (vs. Washington, 2014)



RYAN GIBSON **74**

**OL, 6-1, 280Bay St. Louis, MS
FR-HSSt. Stanislaus HS**

Gibson was the top center from the state of Mississippi in the 2015 recruiting class according to Scout. He was a four-year prep starter who played on both sides

of the football and helped lead his program to the state finals as a 2014 senior and a combined 25-3 overall record during his final two campaigns. Gibson earned his top individual honors as a 2013 junior when he was a 4A All-State, All-Region 8-4A and Sun Herald All-South Mississippi selection.

OTHER

- ▶ Full name is Ryan Paul Gibson
- ▶ Born December 4, 1996
- ▶ Parents are Matthew Gibson and Deborah Cornell
- ▶ Father played defensive back collegiately at Navy
- ▶ Oldest of five children in his family
- ▶ Played on a traveling ice hockey team before getting into football
- ▶ Has traveled to 14 different countries
- ▶ Patterns his game after his favorite professional athlete and former Cal center Alex Mack of the Cleveland Browns
- ▶ Enjoys surfing and snowboarding

- ▶ Hurricane Katrina made landfall in August of 2005 near his hometown Bay St. Louis, Miss.
- ▶ Intended major is business administration



GRANT GLUHAICH **45**

(glue-HYCH)

**LS, 5-10, 185 Morgan Hill, CA
FR-HS Bellarmine Prep**

Gluhaich earned two varsity letters in his final two seasons as a 2013 junior and 2014 senior for teams that combined for an 18-7 record, including a senior

team that was 10-3 and reached the third round of the Central Coast Section playoffs after an 8-4 club reached the second round during his junior campaign. He is a five-star recruit and the No. 12 longsnapper in the nation according to Rubio Longsnapping.

OTHER

- ▶ Full name is Grant Daniel Gluhaich
- ▶ Born August 26, 1997
- ▶ Parents are Dan and Christina Gluhaich
- ▶ Intended major is media studies



JARED GOFF **16**

**QB, 6-4, 215Novato, CA
JR-2LMarin Catholic HS**

Goff has put up huge numbers since his arrival at Cal in 2013 and holds a total of 19 school records including single-season passing yards (3,973),

passing touchdowns (35) and total offense (3,929) that he set as a 2014 sophomore while completing 316-of-509 passes (62.1%) with seven interceptions for a 147.59 passer efficiency rating that was the fourth-best single season mark in school history. His 2014 totals for passing touchdowns and yardage are also eighth and 10th, respectively, on the Pac-12's all-time single-season rankings. Goff ranked among the nation's top 10 in six individual categories in 2014 including passing touchdowns (5th), passing yards (5th), passing yards per game (5th, 331.1), completions per game (5th, 26.33), total offense (8th, 327.4 ypg) and points responsible for per game (9th, 18.0), with his passing yards and passing yards per game both second in the Pac-12 and his passing touchdowns third. Other single-season Cal records set by Goff in 2014 include touchdowns responsible for (35), 300-yard passing games (7), consecutive 300-yard passing games (6) and most consecutive passes without an interception (185), with the latter two also all-time school records. In addition, he set three single-game school records in 2014 with 527 passing yards against Washington State, as well as six regulation touchdown passes and six regulation touchdowns responsible for against Colorado, while his 92-yard completion to Daniel Lasco in the same contest is the longest pass play in school history. Goff's career totals of 7,481 passing yards, 53 passing touchdowns and 7,375 yards of total offense over his first two seasons are all third in school history, while he has already registered all-time school records with 12 career 300-yard passing performances, 17 250-yard passing games and 185 consecutive passes without an interception. Goff has completed 636-of-1040 passes (61.2%) in his career to rank second and third all-time at Cal in completions and pass attempts with 17 interceptions for a 135.13 passer efficiency rating that ranks fourth on Cal's all-time list. He has played in and started all 24 games possible over his first two seasons at Cal in 2013 and 2014. He is also the school's only quarterback to ever start the season-opener as a true freshman in 2013 and the only signal-caller in Pac-12 history to throw for 450 yards or more in a game five or more times.

CAL CAREER (2013 – PRESENT)

- ▶ On the Maxwell Award Watch List for the honor given annually to the College Football Player of the Year for each of the last two seasons in 2014 and 2015
- ▶ Has completed 636-of-1040 passes (61.2%) for 7,481 yards with 53 touchdowns with 17 interceptions for a 135.13 passer efficiency rating that ranks fourth on Cal's all-time list
- ▶ Holds 19 school records including career marks for 500-yard (2), 400-yard (5), 300-yard (12) and 250-yard (17) passing performances
- ▶ Third on Cal's all-time list for career passing yards, touchdowns and total offense (7,375)
- ▶ Has twice set single-season school records for passing yards with 3,973 as a 2014 sophomore after he first broke the mark with 3,508 as a true freshman in 2013, while the two were also both single-season marks for most yardage gained
- ▶ Has also twice set Cal's single-game mark for passing yards with 527 at Washington State in 2014 after throwing for a then-school record 504 against the Cougars at home in 2013 when he also added single-game records for passing attempts (64) and total plays (71) in his first collegiate game in the season opener against Northwestern
- ▶ Set single-season school marks as a 2014 sophomore for passing yards (3,973) and passing touchdowns (35)
- ▶ Set single-season school records as a 2013 freshman for pass completions (320) and pass attempts (531)
- ▶ Completed the longest pass play in school history when he hooked up with Daniel Lasco for a 92-yard touchdown against Colorado in 2014
- ▶ Has played in and started all 24 games possible over his first two seasons at Cal in 2013 and 2014, averaging 311.7 yards per game passing
- ▶ Owns five of the top six passing yards games in school history
- ▶ Has registered at least 30 pass completions in a game 11 times
- ▶ Has completed a pass of 50 yards or more on 17 occasions
- ▶ Two-time honorable mention All-Pac-12 choice
- ▶ The only true freshman quarterback in school history to start a season-opener
- ▶ Has lost 106 yards rushing and scored one touchdown on the ground on 114 carries with the lone rushing score of his career as a 2013 freshman vs. Portland State
- ▶ Rushed for a career-high 23 yards on seven carries in the 2014 season finale against BYU, while a 19-yard run against UCLA the same season is the longest run of his career
- ▶ Has one career reception for -1 yards with the catch coming vs. USC in 2013
- ▶ Has punted six times with an average of 40.5 yards per punt with a career-long 50 yard punt in 2014 at USC
- ▶ Changed to his current uniform No. 16 following 2013 spring practices when he wore No. 9 during his first semester at Cal after enrolling in January of 2013

OTHER

- ▶ Full name is Jared Thomas Goff
- ▶ Born October 14, 1994
- ▶ Parents are Jerry and Nancy Goff
- ▶ Father was a catcher who played Major League Baseball with Montreal (1990, 1992), Pittsburgh (1993-94) and Detroit (1995-96) following his collegiate baseball career at Cal that included All-America, All-District 8 and All-Pac-10 honors in 1986
- ▶ Has been active in the community including a special friendship he has formed with seven-year-old cystic fibrosis patient Owen Provencher of Sacramento
- ▶ Intended major is sociology

GOFF'S CAREER STATISTICS

RUSHING	G-GS	Att	Yds	TD	Lg	Avg/C	Avg/G
2013	12-12	59	-62	1	17	-1.1	-5.2
2014	12-12	55	-44	0	19	-0.8	-3.7
TOTAL	24-24	114	-106	1	19	-0.9	-4.4

PASSING	G-GS	Comp-Att-Int	Yds	TD	Lg	Pct	Avg/P	Avg/G	Effic
2013	12-12	320-531-10	3508	18	89	60.3	6.6	292.3	123.2
2014	12-12	316-509-7	3973	35	92	62.1	7.8	331.1	147.6
TOTAL	24-24	636-1040-17	7481	53	92	61.2	7.2	311.7	135.1

TOTAL OFFENSE	G-GS	Rush	Pass	Total	Avg/G
2013	12-12	-62	3508	3446	287.2
2014	12-12	-44	3973	3929	327.4
TOTAL	24-24	-106	7481	7375	307.3

RECEIVING	G-GS	Rec	Yds	TD	Lg	Rec/G	Avg/C	Avg/G
2013	12-12	1	-1	0	0	0.1	-1.0	-0.1
2014	12-12	0	0	0	0	0.0	0.0	0.0
TOTAL	24-24	1	-1	0	0	0.0	-1.0	0.0

SCORING	G-GS	TD	Rush	Pass	Retn	PAT	2PAT	FG	Total	Avg/G
2013	12-12	1	1	0	0	0	0	0	6	0.5
2014	12-12	0	0	0	0	0	0	0	0	0.0
TOTAL	24-24	1	1	0	0	0	0	0	6	0.2

ALL-PURPOSE	G-GS	Rush	Rec	PR	KR	IR	Total	Avg/G
2013	12-12	-62	-1	0	0	0	-63	-5.2
2014	12-12	-44	0	0	0	0	-44	-3.7
TOTAL	24-24	-106	-1	0	0	0	-107	-4.5

PUNTING	G-GS	No.	Yards	Lg	Avg
2013	12-12	3	121	44	40.3
2014	12-12	3	122	50	40.7
TOTAL	24-24	6	243	50	40.5

GOFF'S CAREER GAME HIGHS

- Rushes:** 9 (at Washington, 2013)
 - Rushing Yards:** 23 (vs. BYU, 2014)
 - Rushing TDs:** 1 (vs. Portland State, 2013)
 - Long Rush:** 19 (vs. UCLA, 2014)
 - *Pass Completions:** 39 (vs. Northwestern, 2013)
 - *Pass Attempts:** 64 (vs. Northwestern, 2013)
 - *Passing Yards:** 527 (at Washington State, 2014)
 - ^Passing TDs:** 7 (vs. Colorado, 2014)
 - Long Pass:** 92TD (vs. Colorado, 2014)
 - Interceptions:** 3 (vs. Northwestern, 2013)
 - Receptions:** 1 (vs. USC, 2013)
 - Receiving Yards:** -1 (vs. USC, 2013)
 - Long Reception:** -1 (vs. USC, 2013)
 - All-Purpose Yards:** 23 (vs. BYU, 2014)
 - Punts:** 3 (at Colorado, 2013)
 - Punting Yards:** 121 (at Colorado, 2013)
 - Punting Average:** 41.0 (at USC, 2014)
 - Long Punt:** 50 (at USC, 2014)
 - 50+ Yard Punts:** 1 (at USC, 2014)
 - Inside 20-Yard Line Punts:** 2 (at USC, 2014)
 - Points:** 6 (vs. Portland State, 2013)
- *Cal single-game record; ^Six passing TDs in regulation Cal single-game record*



DE'ZHON GRACE **34**

(DAY-zhon)

CB, 5-10, 175Oakland, CA
SO-RS..... Willamette/Bishop O'Dowd HS

Grace is looking for his first action at Cal in 2015 after redshirting and sitting out his first season after transferring to Cal from Willamette due to NCAA

transfer rules. Grace has worked out at both cornerback and wide receiver at Cal but is expected to play cornerback in 2015. He was productive as a wide receiver as a true freshman in 2013 at Willamette, catching 42 passes for 566 yards and four touchdowns.

CAL CAREER (2014 - PRESENT)

- ▶ Has worked out with both the wide receiver and cornerback groups but moved full-time to cornerback after suffering an injury to his hand during the team's 2014 training camp
- ▶ Began his career at Cal wearing No. 15 but changed to his current No. 34 during his first training camp in 2014

OTHER

- ▶ Full name is De'Zhon Deandre Carey Grace
- ▶ Born December 31, 1994
- ▶ Parents are Jack Williams and Chaka Grace
- ▶ Intended major is media studies



DOMINIC GRANADO **55**

OL/LS, 6-4, 290 Huntington Beach, CA
JR-RS..... Golden West College/Edison HS

Granado is expected to be in the mix for playing time as a 2015 junior after redshirting the 2014 campaign following his transfer from Golden West

College, who he helped lead to its first bowl game since 1976 as well as a 9-2 overall record and a 5-1 conference mark as a 2013 sophomore. He also played for a winner as a prep with his Edison High School team a combined 28-8 overall and 14-1 during his three varsity campaigns.

OTHER

- ▶ Full name is Dominic Albert Granado
- ▶ Born August 1, 1993
- ▶ Parents are Al and Christi Granado
- ▶ Father is a Pac-12 football official who is currently on hiatus to attend Dominic's collegiate games but plans to return to his position when Dominic's collegiate career comes to an end
- ▶ Has run a 4.9 40-yard dash according to Rivals
- ▶ Intended major is legal studies



A.J. GREATHOUSE **14**

S, 6-0, 190Chandler, AZ
SO-1L Hamilton HS

Greathouse moved from cornerback to safety during the spring of 2015 and is looking to have an expanded role in the team's defensive backfield in 2015.

He played in nine games off the bench including each of the last six as a reserve defensive back and also on special teams in his first season as a true freshman in 2014 and contributed two tackles.

CAL CAREER (2014 - PRESENT)

- ▶ Has played in nine games off the bench and on special teams all as a true freshman in 2014 and contributed two tackles
- ▶ Recorded a career-high-tying single tackle on two occasions vs. Sacramento State and BYU both as a true freshman
- ▶ Spent his first season at Cal as a cornerback in 2014 but moved to his current safety position beginning with the team's 2015 spring workouts

OTHER

- ▶ Full name is Arthur Dee Greathouse III
- ▶ Born January 1, 1996
- ▶ Parents are Art and Cynthia Greathouse
- ▶ Intended major is sociology

GREATHOUSE'S CAREER STATISTICS

TACKLES	G-GS	UA	A	Total	TFL-Yds	PD	FF	FR	BLK	QBH
2014	9-0	1	1	2	0.0-0	0	0	0	0	0
TOTAL	9-0	1	1	2	0.0-0	0	0	0	0	0

GREATHOUSE'S CAREER GAME HIGHS

Tackles: 1 (twice, last vs. BYU, 2014)



FABIANO HALE **37**

(fah-BEE-ahno)

RB, 5-11, 225 Santa Cruz, CA
SO-SQ..... Soquel HS

Hale is in the running to see action in the team's offensive backfield and potentially on special teams in 2015 after significant work at the positions during

the team's last two spring practice sessions in 2014 and 2015. Hale, who redshirted during his true freshman season at Cal in 2013, joined the Golden Bears after earning first-team Medium Schools All-State honors as an all-purpose player during his 2012 senior prep campaign when he set Santa Cruz County all-time single-season high school records with 2,452 rushing yards and 40 touchdowns on the ground over 234 carries. He also finished with county single-season records of 258 points and 43 total scores.

OTHER

- ▶ Full name is Fabiano Rossi Hale
- ▶ Born June 14, 1995
- ▶ Parents are Lucas Lee Hale and Solange Hale
- ▶ Intended major is interdisciplinary studies



CHAD HANSEN **25**

WR, 6-2, 195Fillmore, CA
SO-RS Idaho State/Moorpark HS

Hansen has worked himself into the mix at an outside receiver position for the 2015 season after showing promise during a 2014 redshirt campaign that was

required due to NCAA rules after he transferred to Cal following one season at Idaho State as a 2013 true freshman. Hansen was productive in his single season at Idaho State, catching 45 passes for 501 yards receiving and three touchdowns.

OTHER

- ▶ Full name is Timothy Chad Hansen
- ▶ Born January 18, 1995
- ▶ Parents are Tim and Sheri Hansen
- ▶ Has run a 4.47 40-yard dash according to Hudl
- ▶ Intended major is business administration



MAURICE HARRIS 3

WR, 6-3, 195..... Greensboro, NC
SR-3L..... Northern Guilford HS

Harris has steadily posted bigger numbers throughout his career and is coming off his most productive campaign as a 2014 junior when he played in all 12

games for the first time and registered a career-high six starts while contributing totals of 25 receptions, 252 yards receiving and two touchdown catches that were career bests with the latter equaling the two scoring grabs he had as a 2013 sophomore. Harris has played in 29 games with seven starts over the past three seasons of his four campaigns with the program, totaling 41 receptions, 451 yards receiving and four touchdown catches. Harris had an especially notable catch against Portland State as a sophomore dubbed "The Grab" that earned ESPN's top play for the weekend and was among candidates for the top play of the year by multiple media outlets.

CAL CAREER (2011 - PRESENT)

- ▶ Has played in 29 games with seven starts over the last three seasons of his four campaigns with the program and contributed 41 receptions, 451 yards receiving and four touchdown catches to rank fifth among active Cal players in yards receiving and touchdown receptions, and sixth in receptions, as well as ranking seventh in total touchdowns (4) and points (24)
- ▶ Has a total of 464 all-purpose yards to rank ninth among the team's active players, adding one kick return for 13 yards to his receiving totals
- ▶ Posted his biggest numbers as a 2014 junior when he had career highs of 25 receptions, 252 yards receiving and two touchdown catches, with the latter equaling the pair of scoring grabs during his 2013 sophomore campaign
- ▶ Registered single-game career highs of nine receptions and 79 yards receiving as a 2014 junior against Oregon, while his 35-yard catch at Stanford in his 2013 sophomore season is the longest of his career in a contest in which he also had the lone kick return of his career for 13 yards
- ▶ Had a memorable one-handed touchdown catch against Portland State as a 2013 sophomore dubbed "The Grab" that earned ESPN's top play for the weekend and was among candidates for the top play of the year by multiple media outlets

OTHER

- ▶ Full name is Maurice Lynell Harris
- ▶ Born November 11, 1992
- ▶ Parents are Lynell Harris and Carmen Maynard
- ▶ Cousin of former Cal players Keenan Allen and Zach Maynard, while also a high school teammate of Allen and former Golden Bear linebacker Chris McCain with Allen (San Diego Chargers) and McCain (Miami Dolphins) both now in the NFL and Allen the 2013 NFL Pepsi NEXT Rookie of the Year
- ▶ Major is African-American studies

HARRIS' CAREER STATISTICS

RECEIVING	G-GS	Rec	Yds	TD	Lg	Rec/G	Avg/C	Avg/G
2012	7-0	9	99	0	24	1.3	11.0	14.1
2013	10-1	7	100	2	35	0.7	14.3	10.0
2014	12-6	25	252	2	30	2.1	10.1	21.0
TOTAL	29-7	41	451	4	35	1.4	11.0	15.6

SCORING	G-GS	TD	Rush	Pass	Retn	PAT	2PAT	FG	Total	Avg/G
2012	7-0	0	0	0	0	0	0	0	0	0.0
2013	10-1	2	0	2	0	0	0	0	12	1.2
2014	12-6	2	0	2	0	0	0	0	12	1.0
TOTAL	29-7	4	0	4	0	0	0	0	24	0.8

KICK RETURNS	G-GS	No.	Yds	TD	Lg	Avg/R	Avg/G
2012	7-0	0	0	0	0	0.0	0.0
2013	10-1	1	13	0	13	13.0	1.3
2014	12-6	0	0	0	0	0.0	0.0
TOTAL	29-7	1	13	0	13	13.0	0.4

ALL-PURPOSE	G-GS	Rush	Rec	PR	KR	IR	Total	Avg/G
2012	7-0	0	99	0	0	0	99	14.1
2013	10-1	0	100	0	13	0	113	11.3
2014	12-6	0	252	0	0	0	252	21.0
TOTAL	29-7	0	451	0	13	0	464	16.0

HARRIS' CAREER GAME HIGHS

- Receptions:** 9 (vs. Oregon, 2014)
- Receiving Yards:** 79 (vs. Oregon, 2014)
- Receiving TDs:** 1 (four times, last vs. Oregon, 2014)
- Long Reception:** 35 (at Stanford, 2013)
- Kick Returns:** 1 (at Stanford, 2013)
- Kick Return Yards:** 13 (at Stanford, 2013)
- Long Kick Return:** 13 (at Stanford, 2013)
- All-Purpose Yards:** 79 (vs. Oregon, 2014)



JAYLINN HAWKINS 20

CB, 6-1, 195 Buena Park, CA
FR-HS Buena Park HS

Hawkins is a dual-threat player at both wide receiver and cornerback but is expected to begin his career at Cal in the defensive backfield. He racked up

career offensive totals of 152 catches for 2,443 yards receiving and 21 touchdowns, while posting defensive numbers of 223 tackles, 2.0 tackles for loss, 11 interceptions that he returned for 189 yards, one forced fumble, two fumble recoveries and 21 passes defended. Hawkins had a huge 2014 senior season when he earned first-team All-Southern Section Southwest Division, first-team All-County, first-team All-Freeway League and team MVP honors with career highs of 80 catches, 1,476 yards receiving and 16 touchdown catches. He was also ranked among the top overall players in the nation by Rivals (No. 176) and Scout (No. 233), as well as among the country's top 25 wide receivers by both (No. 21 Scout, No. 24 Rivals).

OTHER

- ▶ Full name is Jaylinn D Hawkins
- ▶ Born August 27, 1997
- ▶ Parents are Jermaine and Angie Hawkins
- ▶ Intended major is business administration



J.D. HINNANT 77

(HEN-unt)

OL, 6-4, 290 Fountain Valley, CA
SO-SQ Fountain Valley HS

Hinnant saw his first action at Cal when he played in a single game off the bench as a 2014 redshirt freshman. He redshirted his first season at Cal in

2013 while recovering from injuries sustained in a November 2012 car accident but returned to the field in time for 2014 spring practices.

CAL CAREER (2013 - PRESENT)

- ▶ Saw the lone action of his career when he came to play off the bench in his collegiate debut as a 2014 redshirt freshman against Sacramento State

- ▶ Redshirted and did not play in his first season at Cal in 2013 while recovering from serious injuries sustained in a November 2012 car accident on the way to his final scheduled high school game
- ▶ Recruiting Notes (Class of 2013)
- ▶ A three-star recruit by 247Sports Composite, 247Sports, ESPN, PrepStar, Rivals and Scout
- ▶ Ranked as high as the No. 34 offensive tackle nationally, while other rankings at the position came from Rivals (No. 50), PrepStar (No. 51), 247Sports Composite (No. 57) and 247Sports (No. 92)
- ▶ ESPN listed him as the No. 44 offensive guard in the nation and also had him as the No. 115 player overall in his region
- ▶ Rivals gave him his highest overall ranking in California at No. 66, while he was also ranked by 247Sports Composite (No. 80), ESPN (No. 81) and 247Sports (No. 146)
- ▶ Began his senior campaign as the No. 8-ranked offensive tackle in the West (Scout)

OTHER

- ▶ Full name is Jonathan Deland Hinnant
- ▶ Born June 30, 1995
- ▶ Parents are Blake and Laurie Hinnant
- ▶ Intended double major is legal studies and society and environment

HINNANT'S CAREER STATISTICS

PARTICIPATION	G-GS	
2014	1-0	No other statistics
TOTAL	1-0	No other statistics



TREVOR HOWARD 94

DE, 6-3, 230..... Thousand Oaks, CA
FR-HS Oaks Christian HS

Howard is looking forward to a return to action after a promising 2014 senior season as a prep was cut short in the second game of his campaign due to

injury. Howard showed promise during both his 2012 sophomore and 2013 junior seasons and was named first-team All-Marmonte League in his junior campaign. He played both defensive end and tight end as a prep but is coming to Cal on the defensive side of the ball.

OTHER

- ▶ Full name is Trevor Howard
- ▶ Born August 14, 1996
- ▶ Parents are Bryan and Laurie Howard
- ▶ Father played offensive line at Kansas, while uncle, Sean Howard, was an outside linebacker at UCLA and grandfather, Larry Howard, played defensive end and was a Big Ten high and low hurdles champion at Wisconsin
- ▶ Intended major is business administration



RAYMOND HUDSON 11

TE, 6-3, 235 Pleasanton, CA
SO-1L.....Foothill HS

Hudson is expected to play a key role at inside receiver in 2015 after seeing significant playing time at the position as a redshirt freshman in 2014, playing in 10 games with two starts and contributing eight catches for 124 yards receiving. Hudson was also one of the top targets for quarterbacks in the spring.

CAL CAREER (2013 - PRESENT)

- ▶ Has played in 10 games with two starts and has totals of eight receptions and 124 yards receiving, as well as two kick returns for 17 yards with all of the numbers coming as a 2014 redshirt freshman after he redshirted and did not play during his first season with the program in 2013
- ▶ Registered a career-high-tying two catches both at Arizona and vs. Oregon State as a freshman, adding a career-high 57 yards receiving and a 38-yard reception that is longest of his career against the Wildcats
- ▶ Twice returned a single kickoff as a freshman vs. Washington and at Arizona, bringing the return against the Huskies back a career-long 17 yards
- ▶ Changed his uniform to his current No. 11 starting in the spring of 2014 after wearing No. 15 for his first season with the program

OTHER

- ▶ Full name is Raymond William Hudson
- ▶ Born April 14, 1995
- ▶ Parents are Richard and Lynn Hudson
- ▶ Uncle, Bernie Kelly, played outfield for the Cal baseball team when the Golden Bears won the College World Series in 1957
- ▶ A big fan of former Cal and NFL tight end Tony Gonzalez
- ▶ Intended major is business administration

HUDSON'S CAREER STATISTICS

RECEIVING	G-GS	Rec	Yds	TD	Lg	Rec/G	Avg/C	Avg/G
2014	10-2	8	124	0	38	0.8	15.5	12.4
TOTAL	10-2	8	124	0	38	0.8	15.5	12.4

KICK RETURNS	G-GS	No.	Yds	TD	Lg	Avg/R	Avg/G
2014	10-2	2	17	0	17	8.5	1.7
TOTAL	10-2	2	17	0	17	8.5	1.7

ALL-PURPOSE	G-GS	Rush	Rec	PR	KR	IR	Total	Avg/G
2014	10-2	0	124	0	17	0	141	14.1
TOTAL	10-2	0	124	0	17	0	141	14.1

HUDSON'S CAREER GAME HIGHS

- Receptions:** 2 (twice, last at Oregon State, 2014)
- Receiving Yards:** 57 (at Arizona, 2014)
- Long Reception:** 38 (at Arizona, 2014)
- Kick Returns:** 1 (twice, last at Washington State, 2014)
- Kick Return Yards:** 17 (at Washington State, 2014)
- Long Kick Return:** 17 (at Washington State, 2014)
- All-Purpose Yards:** 57 (at Arizona, 2014)



MUSTAFA JALIL 90

(juh-LEAL)

DT, 6-4, 315 San Diego, CA
SR-3L Cathedral Catholic HS

Jalil is looking for a strong 2015 senior season and is a third-team Preseason All-Pac-12 selection by Phil Steele after a breakout campaign as a junior

when he returned to the field from an injury that caused him miss the entire 2013 season and use his redshirt campaign. Jalil recorded career highs in every category he recorded stats in during his return including tackles (35), tackles for loss (5.5), tackle for loss yards (12), sacks (1.5) and sack yards (8). He leads all Cal active defensive linemen in career tackles (53) while his tackles for loss (7.0) are second. Jalil missed the majority of the team's 2015 spring practices due to injury but is expected to be ready for the season.

CAL CAREER (2011 - PRESENT)

- ▶ Has played in 32 games with 13 starts over his four seasons with the program despite redshirting in 2013 when he missed the entire campaign due to injury
- ▶ Has career totals of 53 tackles, 7.0 tackles for loss (-19 yards), 2.0 sacks (-12 yards) and one fumble recovery
- ▶ Leads all active Cal defensive lineman in career tackles while his tackles for loss are second, ranking seventh and tied for fourth on the team overall in the two categories
- ▶ Also third among active Cal players in career fumble recoveries, sixth in sacks, and tied for eighth in both tackle for loss yards and sack yards
- ▶ Registered career highs as a 2014 junior in tackles (35), tackles for loss (5.5), tackle for loss yards (12), sacks (1.5), sack yards (8), quarterback hurries (2), safeties (1) and points (2), while his fumble recovery as a 2011 freshman at Arizona State is the only one of his career
- ▶ The only Cal player to ever be individually credited with a safety when he became the first Golden Bear to record a safety in 2014 after a rule change allowing individuals to be credited with safeties when he tackled USC running back Justin Davis in the end zone for two points
- ▶ Registered a career-high eight tackles as well as a career-high-tying one quarterback hurry in the season finale of his junior season vs. BYU with his other career quarterback hurry coming the same campaign against UCLA
- ▶ Had career highs of 1.0 sack, seven sack yards and seven tackle for loss yards vs. Arizona as a junior, with his 1.0 tackle for loss one of five times he has achieved the career high
- ▶ Has led the team in tackles once vs. BYU as a junior

OTHER

- ▶ Full name is Seyed Mustafa Jalil
- ▶ Born January 21, 1993
- ▶ Parents are Seyed and Najia Jalil
- ▶ Major is history

JALIL'S CAREER STATISTICS

SCORING	G-GS	TD	Rush	Rec	Ret	PAT	2PAT	FG	Total	Avg/G
2011	13-1	0	0	0	0	0	0	0	0	0.0
2012	7-0	0	0	0	0	0	0	0	0	0.0
2014	12-12	0	0	0	0	0	0	0	2	0.2
TOTAL	32-13	0	0	0	0	0	0	0	2	0.1

TACKLES	G-GS	UA	A	Total	TFL-Yds	PD	FF	FR	BLK	QBH
2011	13-1	8	5	13	1.0-6	0	0	1	0	0
2012	7-0	3	2	5	0.5-1	0	0	0	0	0
2014	12-12	14	21	35	5.5-12	0	0	0	0	2
TOTAL	32-13	25	28	53	7.0-19	0	0	1	0	2

SACKS	G-GS	UA	A	Total	Yds
2011	13-1	0	1	0.5	4
2012	7-0	0	0	0.0	0
2014	12-12	1	1	1.5	8
TOTAL	32-13	1	2	2.0	12

JALIL'S CAREER GAME HIGHS

- Tackles:** 8 (vs. BYU, 2014)
- Tackles For Loss:** 1.0 (five times, last at USC, 2014)
- Tackle For Loss Yards:** 7 (at Arizona, 2014)
- Sacks:** 1.0 (at Arizona, 2014)
- Sack Yards:** 7 (at Arizona, 2014)
- Fumble Recoveries:** 1 (at Arizona State, 2011)
- Quarterback Hurries:** 1 (twice, last vs. BYU, 2014)
- Safeties:** 1 (at USC, 2014)
- Points:** 2 (at USC, 2014)



JALEN JEFFERSON 7

(JAY-len)

LB, 6-2, 240 Oxnard, CA
SR-3L Ventura St. Bonaventure HS

Jefferson is Cal's active career leader in tackles (169), tackle for loss yards (92), sacks (6.5) and sack yards (92) as well as the Golden Bears' most

experienced starter on the defensive side of the ball with 27 starts among his 31 games played. He has produced three consecutive solid seasons to post his career totals including a career-high 64 tackles as a 2013 sophomore, while adding a career-high-tying 6.5 tackles for loss during both his sophomore and 2014 junior campaigns in addition to combining for 5.0 sacks over the last two seasons. Jefferson came up with several big plays in terms of both significance and yardage as a junior, helping Cal to win at Northwestern with a sack and interception on the Wildcats' final drive and vs. Colorado with an assisted tackle for loss on the Buffaloes' final play of the second overtime on fourth-and-goal from the Cal one-yard line. He also had the longest sack of his career with a 16-yarder vs. BYU and the most tackle for loss yards with 20 at USC as he led Cal for the season in both tackle for loss (52) and sack (27) yards.

CAL CAREER (2012 - PRESENT)

- ▶ Has played in 31 games with 27 starts over the last three seasons of his first four campaigns with the program, with his starts ranking first among all active Cal players on the defensive side of the ball and tied for second among all players, while his games played are tied for third among defensive players and tied for eighth overall
- ▶ Ranks first among all active Cal players in tackles (169), tackle for loss yards (92), sacks (6.5) and sack yards (52), while he is tied for first in quarterback hurries (5), second in sacks (6.5), tied for second in interceptions (2), tied for third in fumble recoveries (1) and sixth in pass breakups (4)
- ▶ Posted a career-high 64 tackles as a 2013 sophomore, while he had a career-high-tying 6.5 tackles for loss during both his sophomore and 2014 junior campaigns, career highs of 3.0 sacks and two pass breakups as a sophomore, and career highs in both tackles for loss yards (52) and sack yards (27) as a junior
- ▶ Registered a career-high-tying two quarterback hurries in both his 2012 sophomore and junior seasons
- ▶ Had a career-high 16 tackles in the season-opener of his junior campaign at Northwestern
- ▶ Has twice had a career-high-tying 2.0 tackles for loss vs. Arizona as a sophomore and at USC as a junior, picking up a career-high 20 tackle for loss yards against the Trojans
- ▶ Both tackles for loss vs. Arizona as a sophomore were also sacks for a career-best 2.0, while his 16 sack yards on a single sack vs. BYU as a junior was a career long

- ▶ Had the lone fumble recovery of his career as a sophomore at Oregon, while he had single picks both as a sophomore at Colorado and a junior at Northwestern
- ▶ Has had a career-high-tying single pass breakup on four different occasions
- ▶ Has led or co-led the team in tackles three times once as a sophomore (at Northwestern) and twice during his sophomore campaign (vs. UCLA, vs. Southern Utah)
- ▶ Changed to his current uniform No. 7 beginning with 2012 spring practices after spending the 2011 season as No. 13

OTHER

- ▶ Full name is Jalen David Jefferson
- ▶ Born February 4, 1993
- ▶ Parents are David Jefferson and Nina Marie Vitug
- ▶ Major is legal studies

JEFFERSON'S CAREER STATISTICS

INTERCEPTIONS	G-GS	No.	Yds	TD	Lg	Avg/R	Avg/G
2012	8-7	0	0	0	0	0.0	0.0
2013	11-11	1	0	0	0	0.0	0.0
2014	12-9	1	0	0	0	0.0	0.0
TOTAL	31-27	2	0	0	0	0.0	0.0

ALL-PURPOSE	G-GS	Rush	Rec	PR	KR	IR	Total	Avg/G
2012	8-7	0	0	0	0	0	0	0.0
2013	11-11	0	0	0	0	0	0	0.0
2014	12-9	0	0	0	0	0	0	0.0
TOTAL	31-27	0	0	0	0	0	0	0.0

TACKLES	G-GS	UA	A	Total	TFL-Yds	PD	FF	FR	BLK	QBH
2012	8-7	23	24	47	1.5-11	1	0	0	0	2
2013	11-11	43	21	64	6.5-19	3	0	1	0	2
2014	12-9	33	25	58	6.5-52	2	0	0	0	1
TOTAL	31-27	99	70	169	14.5-92	6	0	1	0	5

SACKS	G-GS	UA	A	Total	Yds
2012	8-7	1	1	1.5	11
2013	11-11	3	0	3.0	12
2014	12-9	2	0	2.0	27
TOTAL	31-27	6	1	6.5	50

JEFFERSON'S CAREER GAME HIGHS

- Tackles:** 16 (at Northwestern, 2014)
- Tackles For Loss:** 2.0 (twice, last at USC, 2014)
- Tackle For Loss Yards:** 20 (at USC, 2014)
- Sacks:** 2.0 (vs. Arizona, 2013)
- Sack Yards:** 16 (vs. BYU, 2014)
- Fumble Recoveries:** 1 (at Oregon, 2013)
- Fumble Return Yards:** 0 (at Oregon, 2013)
- Long Fumble Return:** 0 (at Oregon, 2013)
- Interceptions:** 1 (twice, last at Northwestern, 2014)
- Interception Return Yards:** 0 (twice, last at Northwestern, 2014)
- Long Interception Return:** 0 (twice, last at Northwestern, 2014)
- Quarterback Hurries:** 1 (five times, last vs. BYU, 2014)
- Pass Breakups:** 1 (four times, last at Northwestern, 2014)
- All-Purpose Yards:** 0 (twice, last at Northwestern, 2014)



JONATHAN JOHNSON 11

DE, 6-2, 245..... Pittsburgh, PA SR-1L . Pierce College/Snow College/Woodland Hills HS

Johnson made a solid contribution in his first season at Cal in 2014 after transferring from Pierre College and previously playing at Show College. He finished with 14 tackles, 1.0

sack (-14 yards), 1.0 tackle for loss (-14 yards) and one quarterback hurry while playing in seven games all off the bench including six of the last seven. Johnson is expected to be part of the rotation again at the defensive end position in his final collegiate campaign in 2015.

CAL CAREER (2014 - PRESENT)

- ▶ Has played in seven games off the bench and contributed 14 tackles, 1.0 sack (-14 yards), 1.0 tackle for loss (-14 yards) and one quarterback hurry all in his first season with the program as a junior in 2014 after transferring from Pierce College and previously playing at Snow College
- ▶ Had a career-high six tackles vs. UCLA as a junior, while his lone career sack came at Oregon State for a career-high 10 yards and his lone quarterback hurry in his first game at Cal vs. Sacramento State

OTHER

- ▶ Full name is Jonathan Leander Johnson
- ▶ Born July 10, 1993
- ▶ Mother is Cheryl Johnson
- ▶ Major is interdisciplinary studies

JOHNSON'S CAREER STATISTICS

TACKLES	G-GS	UA	A	Total	TFL-Yds	PD	FF	FR	BLK	QBH
2014	7-0	8	6	14	1.0-10	0	0	0	0	1
TOTAL	7-0	8	6	14	1.0-10	0	0	0	0	1

SACKS	G-GS	UA	A	Total	Yds
2014	7-0	1	0	1.0	10
TOTAL	7-0	1	0	1.0	10

JOHNSON'S CAREER GAME HIGHS

- Tackles:** 6 (vs. UCLA, 2014)
- Tackles For Loss:** 1.0 (at Oregon State, 2014)
- Tackle For Loss Yards:** 10 (at Oregon State, 2014)
- Sacks:** 1.0 (at Oregon State, 2014)
- Sack Yards:** 10 (at Oregon State, 2014)
- Quarterback Hurries:** 1 (vs. Sacramento State, 2014)



VINCENT JOHNSON 78

OL, 6-5, 285.....El Dorado Hills, CA SO-1LChristian Brothers HS

Johnson saw the first action of his collegiate career by coming off the bench and playing on special teams six times as a 2014 redshirt freshman. He emerged as a potential starter during the team's 2015 spring practices when he worked out at both the starting left and right tackle spots with starting left tackle Steven Moore sidelined by injury. Johnson is a versatile offensive lineman that has practiced at both guard and tackle positions during his career and has also been a part of the special teams PAT/FG unit.

CAL CAREER (2013 - PRESENT)

- ▶ Has played in six games off the bench and on special teams as part of the squad's PAT/FG unit with all of his action coming as a redshirt freshman in 2014 after he redshirted and did not play during his first season with the program in 2013
- ▶ Has worn three numbers during his career, including his regular No. 78, the No. 39 he sports when he reports as eligible and the No. 54 he wore during his first season at Cal in 2013

OTHER

- ▶ Full name is Vincent Leroy Johnson III
- ▶ Born April 18, 1995
- ▶ Parents are Vincent Johnson Jr. and Dana Fields-Johnson
- ▶ Father is the chief operating officer at UC Davis Medical Center in Sacramento
- ▶ Intended major is legal studies

JOHNSON'S CAREER STATISTICS
PARTICIPATION

2014	G-GS	6-0	No other statistics
TOTAL	G-0	6-0	No other statistics


ZEANDAE JOHNSON 44
(zee-ON-day)
DE, 6-3, 250..... Fresno, CA
FR-HS..... Central HS

Johnson played on both sides of the ball at tight end and defensive end as a prep but is slated to begin his Cal career as a defensive end. Johnson caught

22 passes for 282 yards receiving and four touchdowns on offense in his 2014 senior season, while picking up 23 tackles and 4.0 sacks in limited action on the defensive line. Johnson led his team to the Division I Central Section semifinals and a Tri-River League title as a 2013 junior.

Other

- ▶ Full name is Zeande Salem Rafaye Johnson
- ▶ Born June 15, 1997
- ▶ Parents are Carlos Johnson and Dawn Xallen
- ▶ Ran a 4.97 40-yard dash according to ESPN
- ▶ Attended the same high school as former Cal running back Brendan Bigelow
- ▶ Intended major is business administration


FRANK KAPP 82
TE, 6-3, 220..... Los Altos, CA
FR-HS..... Mountain View HS

Kapp is the grandson of legendary Cal football player and head coach Joe Kapp as well as the nephew of recent Golden Bear Will Kapp. He is a two-time

All-Santa Clara Valley Athletic League De Anza selection who put together three-year career totals of 408 yards receiving and six touchdown catches on offense, while he had 40 tackles, 8.0 tackles for loss, 7.0 sacks, one fumble recovery and one pass defended on the defensive side of the ball.

OTHER

- ▶ Full name is Franklin Seamus Kapp
- ▶ Born May 27, 1997
- ▶ Parents are J.J. and Patricia Kapp
- ▶ Grandson of Cal great Joe Kapp and nephew of former Cal player Will Kapp
- ▶ Intended major is business administration


JAKE KEARNEY 30
LB, 6-2, 225..... Livermore, CA
JR-1L..... College of San Mateo/Granada HS

Kearney played in 10 games and made six starts at the 'SAM' linebacker position in his first season at Cal in 2014 and is listed as the starter at the

same spot heading into his 2015 junior campaign. Kearney contributed 40 tackles, 4.0 tackles for loss (-21 yards), one interception and two pass breakups in his first season with the Golden Bears after playing his freshman campaign at the College of San Mateo in 2013 for a team that won the Bothman Bulldog Bowl and posted a 10-1 record with its lone loss to state champion and unbeaten Butte College.

CAL CAREER (2014 - PRESENT)

- ▶ Has played in 10 games with six starts in his one season with the program in 2014, contributing 40 tackles, 4.0 tackles for loss (-21 yards), one interception and two pass breakups to rank as high as tied for fourth among active Cal players in career interceptions
- ▶ Has twice co-led Cal in tackles both as a 2014 sophomore with a career-high nine stops vs. Washington and eight at Arizona
- ▶ Has career highs of 1.5 tackles for loss and 11 tackle for loss yards both coming as a sophomore vs. Washington
- ▶ Has had a single pass breakup twice vs. Washington and UCLA and one interception vs. Colorado all as a sophomore

OTHER

- ▶ Full name is Jacob Michael Kearney
- ▶ Born November 23, 1993
- ▶ Parents are Mark and Marci Kearney
- ▶ Runs the 40-yard dash in 4.6 according to Rivals
- ▶ Intended major is sociology

KEARNEY'S CAREER STATISTICS

INTERCEPTIONS	G-GS	No.	Yds	TD	Lg	Avg/R	Avg/G
2014	10-6	1	0	0	0	0.0	0.0
TOTAL	10-6	1	0	0	0	0.0	0.0

ALL-PURPOSE	G-GS	Rush	Rec	PR	KR	IR	Total	Avg/G
2014	10-6	0	0	0	0	0	0	0.0
TOTAL	10-6	0	0	0	0	0	0	0.0

TACKLES	G-GS	UA	A	Total	TFL-Yds	PD	FF	FR	BLK	QBH
2014	10-6	19	21	40	4.0-21	3	0	0	0	0
TOTAL	10-6	19	21	40	4.0-21	3	0	0	0	0

KEARNEY'S CAREER GAME HIGHS

- Tackles:** 9 (vs. Washington, 2014)
- Tackles For Loss:** 1.5 (vs. Washington, 2014)
- Tackle For Loss Yards:** 11 (vs. Washington, 2014)
- Interceptions:** 1 (vs. Colorado, 2014)
- Interception Return Yards:** 0 (vs. Colorado, 2014)
- Long Interception Return:** 0 (vs. Colorado, 2014)
- Pass Breakups:** 1 (twice, last vs. UCLA, 2014)
- All-Purpose Yards:** 0 (vs. Colorado, 2014)


TREVOR KELLY 91
DT, 6-0, 300..... South San Francisco, CA
SR-1L..... College of San Mateo/
Sacramento State/El Camino HS

Kelly made a solid contribution in his first season at Cal in 2014 after transferring from College of San Mateo and previously playing at Sacramento State. Kelly's 21 tackles were the third most by a defensive lineman while he played in all 12 games with two starts. Kelly is expected to be part of the rotation again at the defensive tackle position in his final collegiate campaign in 2015.

CAL CAREER (2014 - PRESENT)

- ▶ Has played in 12 games with two starts and contributed 21 tackles that were the third most by a defensive lineman all in his first season with the program as a junior in 2014 after transferring from College of San Mateo and previously playing at Sacramento State
- ▶ Had a career-high five tackles vs. UCLA as a junior

OTHER

- ▶ Full name is Trevor Patrick Kelly
- ▶ Born October 15, 1993
- ▶ Mother is Michele Kelly
- ▶ Has stated he looks up to former Cal and current Jacksonville Jaguars defensive lineman Tyson Alualu
- ▶ Major is sociology

KELLY'S CAREER STATISTICS

TACKLES	G-GS	UA	A	Total	TFL-Yds	PD	FF	FR	BLK	QBH
2014	12-2	7	14	21	0.0-0	0	0	0	0	0
TOTAL	12-2	7	14	21	0.0-0	0	0	0	0	0

KELLY'S CAREER GAME HIGHS

Tackles: 5 (vs. UCLA, 2014)



DYLAN KLUMPH 43

(klump)

P/PK, 6-3, 230.....Malibu, CA
SO-JC.....Golden West College/Crespi HS

Klumph has been one of the top punters at Chris Sailer Kicking the last two years highlighted by winning a junior college/ transfer competition in Las Vegas in 2015 and a California summer camp overall and punt winner crown in 2014. He shared punting and kicking duties for one season at Golden West College in 2014 after doing the same in 2013 as a senior at Crespi High School.

OTHER

- ▶ Full name is Dylan Rice Klumph
- ▶ Born May 10, 1995
- ▶ Parents are Bruce and Debra Klumph
- ▶ Member of the Chris Sailer Top 12
- ▶ Chris Sailer 2015 Vegas XXV junior college/transfer punt champion and overall punt finalist
- ▶ Chris Sailer 2014 California summer camp overall and punt champion
- ▶ Intended major is legal studies



KYLE KRAGEN 13

DE, 6-2, 245.....Danville, CA
SR-1LDiablo Valley College/ San Ramon Valley HS

Kragen is expected to return to the defensive made an impact in his first season at Cal as a junior college transfer from nearby Diablo Valley College with 28 tackles, a co-leading 3.0 sacks (-15 yards), 5.0 tackles for loss (-19 yards) and one quarterback hurry while playing in all 12 games and five starts as a 2013 junior. Kragen is listed as the starter at one defensive end position on the 2014 preseason depth chart.

CAL CAREER (2013 - PRESENT)

- ▶ Has played in 12 games with five starts in his single season of action at Cal as a 2013 junior before missing his entire 2014 campaign and redshirting with an illness to give him one remaining season of eligibility in 2015
- ▶ Recorded 28 tackles with at least one in each of his first 11 contests as a junior while co-leading the team with 3.0 sacks, ranking second in sack yards (-15), tied for third in tackle for loss yards (-19), and tied for fifth in tackles for loss (5.0) while adding one quarterback hurry

- ▶ Recorded a career-high-tying five tackles both vs. Washington State and at Colorado as a 2013 junior, adding a career-high-tying 1.5 tackles for loss (-4 yards) against the Cougars
- ▶ His other game with 1.5 tackles for loss (career-high -8 tackle for loss yards) came against Washington when he also had a career-high-tying 1.0 sack (career-high -8 sack yards) among his two stops
- ▶ Also had a career-high-tying 1.0 sack and 1.0 tackle for loss among his four tackles at Oregon (-4 yards) and as his lone stop at UCLA (-3 yards) serving as the game captain in the latter contest

OTHER

- ▶ Full name is Kyle William Kragen
- ▶ Born February 1, 1993
- ▶ Parents are Greg and Cindy Kragen
- ▶ Father appeared in three Super Bowls and five conference championship games over 13 seasons as an NFL defensive lineman with Denver (1985-93), Kansas City (1994) and Carolina (1995-97), earning All-Pro honors three times (1989, 1991, 1992) and being selected to the Pro Bowl once (1989) while registering 28.5 sacks and one interception in 200 career games after spending his collegiate career at Utah State
- ▶ Played at the same high school as current Cal football teammates Matt Anderson and Patrick Worstell, as well as former Cal teammates Zach Kline and John Sheperdson
- ▶ Major is American studies

KRAGEN'S CAREER STATISTICS

TACKLES	G-GS	UA	A	Total	TFL-Yds	PD	FF	FR	BLK	QBH
2013	12-5	13	15	28	5.0-19	0	0	0	0	1
TOTAL	12-5	13	15	28	5.0-19	0	0	0	0	1

SACKS

	G-GS	UA	A	Total	Yds
2013	12-5	3	0	3.0	15
TOTAL	12-5	3	0	3.0	15

KRAGEN'S CAREER GAME HIGHS

- Tackles:** 5 (twice, last at Colorado, 2013)
- Tackles For Loss:** 1.5 (twice, last at Washington, 2013)
- Tackle For Loss Yards:** 8 (at Washington, 2013)
- Sacks:** 1.0 (three times, last at Washington, 2013)
- Sack Yards:** 8 (last at Washington, 2013)
- Quarterback Hurries:** 1 (vs. Oregon State, 2013)



PATRICK LAIRD 28

WR, 6-0, 205San Luis Obispo, CA
SO-1LMission Prep HS

Laird played in five games off the bench as a true freshman in 2014, contributing six rushing yards and three carries from a running back position and also seeing action on special teams. Prior to the team's 2015 spring practices he converted from running back to wide receiver.

CAL CAREER (2014 - PRESENT)

- ▶ Has played in five games off the bench and contributed six yards rushing on three carries with all of his statistics coming vs. Sacramento State as a 2014 freshman

OTHER

- ▶ Full name is Patrick Michael Laird
- ▶ Born August 17, 1995
- ▶ Parents are Michael and Suzi Laird
- ▶ Produced a song called Small Town that is available on iTunes
- ▶ Intended major is business administration

LAIRD'S CAREER STATISTICS

RUSHING	G-GS	Att	Yds	TD	Lg	Avg/C	Avg/G
2013	5-0	3	6	0	3	2.0	1.2
TOTAL	5-0	3	6	0	3	2.0	1.2

TOTAL OFFENSE	G-GS	Rush	Pass	Total	Avg/G
2013	5-0	6	0	6	1.2
TOTAL	5-0	6	0	6	1.2

ALL-PURPOSE	G-GS	Rush	Rec	PR	KR	IR	Total	Avg/G
2013	5-0	6	0	0	0	0	6	1.2
TOTAL	5-0	6	0	0	0	0	6	1.2

LAIRD'S CAREER GAME HIGHS

- Rushes:** 3 (vs. Sacramento State, 2014)
- Rushing Yards:** 6 (vs. Sacramento State, 2014)
- Long Rush:** 3 (vs. Sacramento State, 2014)
- All-Purpose Yards:** 6 (vs. Sacramento State, 2014)


DANIEL LASCO 2

RB, 6-1, 205 *The Woodlands, TX*
SR-3L *The Woodlands HS*

Lasco is a national honors candidate and potentially one of the nation's top running backs after a breakthrough season in 2014 in which he rushed for 1,115 yards and tallied 1,471 rushing and receiving yards for the highest total in those categories by a Cal player since 2011 and 2008, respectively. Lasco has played in 32 career games with 12 starts over the last three seasons and leads all active players in rushing yards (1,541), rushing touchdowns (15), rushing attempts (283), rushing yards per game (48.2 ypg), total touchdowns (17) and points (104), with his rushing touchdown total one away from the school's top 10. He is also second among active players with 2,035 all-purpose yards, adding another 434 yards on 44 receptions to lead all active running backs and 60 yards on four kick returns. Lasco had a memorable game in a 2014 win at Oregon State when he set single-game career highs for rushes (30), rushing yards (188), rushing touchdowns (3) and all-purpose yards (208). He also turned a screen pass from Jared Goff against Colorado into a 92-yard touchdown that is the longest pass play in school history.

CAL CAREER (2011 - PRESENT)

- ▶ Has played in 32 games with 12 starts (both most among current Cal running backs) over the last three seasons of his first four campaigns with the program
- ▶ Leads all active players in rushing yards (1541), rushing touchdowns (15), rushing attempts (283), rushing yards per game (48.2 ypg), total touchdowns (17), points (104) and two-point conversion receptions (1), while adding a 5.4 yards per rush average that is third and an average of 5.8 yards per rush
- ▶ One rushing touchdown from entering the top-10 all-time at Cal
- ▶ Leads all active running backs with 44 receptions, 434 yards receiving and two touchdowns catches with an average of 9.9 yards per reception
- ▶ Second among active players in all-purpose yards (2035 - 1541 rush, 434 receiving, 60 kick return) and total offense yards (1541)
- ▶ Has added 21 tackles and two forced fumbles
- ▶ Set single-game career highs for rushes (30), rushing yards (188), rushing touchdowns (3) and all-purpose yards (208, adding one reception for 20 yards), while adding his lone two-point conversion reception for a career-best 20 points in a 2014 victory at Oregon State
- ▶ Had a career-high 21 kick return yards vs. Nevada in 2012

- ▶ Has both the longest pass reception and rush among active players with a 92-yard touchdown reception from Jared Goff against Colorado in 2014 that is also the longest pass play in school history and a 77-yard scoring run against Southern Utah in 2012
- ▶ A key special teams player throughout his career
- ▶ Has worn his current uniform No. 2 since the 2012 season after wearing No. 25 for his first campaign with the program in 2011

OTHER

- ▶ Full name is Daniel Lee Lasco II
- ▶ Born October 9, 1992
- ▶ Parents are David Lasco and Brigetta O'Brient
- ▶ Uncle, Sammy O'Brient, was a nose guard and four-year letterwinner for Texas A&M from 1984-87, playing on three consecutive Southwest Conference championship teams in his final three collegiate campaigns
- ▶ Major is sociology

LASCO'S CAREER STATISTICS

RUSHING	G-GS	Att	Yds	TD	Lg	Avg/C	Avg/G
2012	12-0	6	109	1	77	18.2	9.1
2013	8-1	67	317	2	22	4.7	39.6
2014	12-11	210	1115	12	50	5.3	92.9
TOTAL	32-12	283	1541	15	77	5.4	48.2

TOTAL OFFENSE	G-GS	Plays	Rush	Pass	Total	Avg/G
2012	12-0	6	109	0	109	9.1
2013	8-1	67	317	0	317	39.6
2014	12-11	283	1115	0	1115	92.9
TOTAL	32-12	356	1541	0	1541	48.2

RECEIVING	G-GS	Rec	Yds	TD	Lg	Rec/G	Avg/C	Avg/G
2012	12-0	0	0	0	0	0.0	0.0	0.0
2013	8-1	11	78	0	17	1.4	7.1	9.8
2014	12-11	33	356	2	92	2.8	10.8	29.7
TOTAL	32-12	44	434	2	92	1.4	9.9	13.6

SCORING	G-GS	TD	Rush	Rec	Ret	PAT	2PAT	FG	Total	Avg/G
2012	12-0	1	1	0	0	0	0	0	6	0.5
2013	8-1	2	2	0	0	0	0	0	12	1.5
2014	12-11	14	12	2	0	0	1	0	86	7.2
TOTAL	32-12	17	15	2	0	0	1	0	104	3.2

KICK RETURNS	G-GS	No.	Yds	TD	Lg	Avg/R	Avg/G
2012	12-0	3	42	0	21	14.0	3.5
2013	8-1	1	18	0	18	18.0	2.2
2014	12-11	0	0	0	0	0.0	0.0
TOTAL	32-12	4	60	0	21	15.0	1.9

ALL-PURPOSE	G-GS	Rush	Rec	PR	KR	IR	Total	Avg/G
2012	12-0	109	0	0	42	0	151	12.6
2013	8-1	317	78	0	18	0	413	51.6
2014	12-11	1115	356	0	0	0	1471	122.6
TOTAL	32-12	1541	434	0	60	0	2035	63.6

TACKLES	G-GS	UA	A	Total	TFL-Yds	PD	FF	FR	BLK	QBH
2012	12-0	8	4	12	0.0-0	0	2	0	0	0
2013	8-1	1	3	4	0.0-0	0	0	0	0	0
2014	12-11	2	3	5	0.0-0	0	0	0	0	0
TOTAL	32-11	11	10	21	0.0-0	0	2	0	0	0

LASCO'S CAREER GAME HIGHS

- Rushes:** 30 (at Oregon State, 2014)
- Rushing Yards:** 188 (at Oregon State, 2014)
- Rushing TDs:** 3 (at Oregon State, 2014)
- Long Rush:** 77TD (vs. Southern Utah, 2012)
- Receptions:** 8 (vs. Oregon, 2014)
- Receiving Yards:** 101 (vs. Oregon, 2014)
- Receiving TDs:** 1 (twice, last at Washington State, 2014)
- Long Reception:** 92TD (vs. Colorado, 2014)
- Kick Returns:** 1 (four times, last vs. Northwestern, 2013)
- Kick Return Yards:** 21 (vs. Nevada, 2012)
- Long Kick Return:** 21 (vs. Nevada, 2012)
- All-Purpose Yards:** 208 (at Oregon State, 2014)
- Tackles:** 2 (four times, last vs. Ohio State, 2013)
- PAT Receptions:** 1 (at Oregon State, 2014)
- Points:** 20 (at Oregon State, 2014)



KENNY LAWLER 4

WR, 6-3, 195Pomona, CA
JR-2LUpland HS

Lawler is a 2015 national honors candidate after emerging as one of Cal's top receivers as a 2014 sophomore when he led the Golden Bears with

career highs of 54 receptions, 701 yards receiving and nine touchdown grabs as part of a receiving corps that had three receivers with over 50 catches for the first time in school history and was one of only two teams nationally to accomplish the feat in 2014. Lawler is expected to be on the Biletnikoff Award Watch List to begin a 2015 junior campaign in which he leads all active Cal players with 14 career touchdown catches to rank ninth on the school's all-time list, while his career totals of 14 overall touchdowns and 84 points along with his 91 receptions, 1,048 yards receiving and 45.6 yards per reception are all second behind fellow receiver Bryce Treggs. Lawler has twice recorded a school-record tying three touchdowns in a game at Arizona in 2013 and in the 2014 season finale vs. BYU when he also had career highs and team season highs of 12 receptions and 138 yards receiving. Lawler has at least one catch in each of the 22 games he has played over the past two seasons after redshirting as a true freshman in 2012.

CAL CAREER (2011 - PRESENT)

- ▶ Has played in 22 games with 10 starts with all of his action coming in the last two campaigns of his three seasons with the program after redshirting as a true freshman in 2012
- ▶ Leads all active Cal players with 14 touchdown catches to rank ninth on the school's all-time list, while his career totals of 14 overall touchdowns and 84 points along with his 91 receptions, 1,048 yards receiving and 45.6 yards per reception, are all second behind Bryce Treggs among active Cal players, with his 1,048 all-purpose yards (all receiving) ranking fourth
- ▶ Registered his top season as a 2014 sophomore when he led Cal with 54 receptions, 701 receiving yards and nine touchdown catches, with his TD grabs ranking tied for fifth on the school's all-time single-season list
- ▶ Had the biggest game of his career in the season finale of his 2014 sophomore campaign against BYU when he recorded career highs and team season highs of 12 catches and 138 yards receiving while equaling his career best and tying a single-game school record with three touchdown receptions, with the 12 receptions also tied for the 10th highest single-game total in school history
- ▶ One of three Cal players to have three touchdown catches in a game at least twice as he also registered a trio of receiving scores against Arizona in 2013 to account for two of the total of 14 three-touchdown catch games in school history through 2014

- ▶ Has five career multi-touchdown reception games, adding two scoring catches against USC in 2013 and vs. Sacramento State and Colorado in 2014
- ▶ Posted the longest catch of his career with a 49-yard reception vs. UCLA as a 2014 sophomore
- ▶ Has at least one catch in each of the 22 games he has played
- ▶ Has registered at least a share of the team lead in receiving yards eight times and receptions on three occasions
- ▶ Known for making spectacular catches including one-handed touchdown grabs vs. Sacramento State in 2014 and against Arizona in 2013 (Pac-12 Freshman No. 5 Play of the Year - All Sports; No. 8 ESPN Play of the Day)

OTHER

- ▶ Full name is Kenneth James Lawler Jr.
- ▶ Born June 25, 1994
- ▶ Parents are Kenneth Lawler Sr. and Patricia Hicks
- ▶ Intended major is sociology

LAWLER'S CAREER STATISTICS

RECEIVING	G-GS	Rec	Yds	TD	Lg	Rec/G	Avg/C	Avg/G
2013	11-5	37	347	5	29	3.4	9.4	31.5
2014	11-5	54	701	9	49	4.9	13.0	63.7
TOTAL	22-10	91	1048	14	49	4.0	11.5	45.6

SCORING	G-GS	TD	Rush	Pass	Retn	PAT	2PAT	FG	Total	Avg/G
2013	11-5	5	0	5	0	0	0	0	30	2.7
2014	11-5	9	0	9	0	0	0	0	54	4.9
TOTAL	22-10	14	0	14	0	0	0	0	84	3.7

ALL-PURPOSE	G-GS	Rush	Rec	PR	KR	IR	Total	Avg/G
2013	11-5	0	347	0	0	0	347	31.5
2014	11-5	0	701	0	0	0	701	63.7
TOTAL	22-10	0	1048	0	0	0	1048	45.6

LAWLER'S CAREER GAME HIGHS

- Receptions:** 12 (vs. BYU, 2014)
- Receiving Yards:** 138 (vs. BYU, 2014)
- Receiving TDs:** 3 (twice, last vs. BYU, 2014)
- Long Reception:** 49 (vs. UCLA, 2014)
- All-Purpose Yards:** 138 (vs. BYU, 2014)
- Points:** 18 (twice, last vs. BYU, 2014)



COLE LEININGER 16

(lining-GUR)

P, 6-1, 210.....Fruit Cove, FL
SR-3LBartram Trail HS

Leininger heads into the 2015 campaign having been Cal's starting punter for each of the past three seasons and been on the watch list for the Ray Guy

Award in each of the last two. He is one of only two players along with offensive lineman Jordan Rigsbee to play in each of Cal's 36 contests over the last three seasons and has a career 41.0 yards per punt average that is just outside Cal's career top-10 list. Leininger did help the Golden Bears set a team single-season school mark as a 2014 junior when opponents returned a season-low seven punts. He had his top statistical season as a 2013 sophomore when he averaged 42.9 yards per punt for the eighth-best mark in school history to earn second-team All-Pac-12 honors from College Sports Madness. Leininger has been an honorable mention Pac-12 All-Academic selection each of the past two seasons as a 2013 sophomore and 2014 junior.

CAL CAREER (2012 - PRESENT)

- ▶ Has been the team's starting punter since his arrival as a true freshman in 2012 and co-leads all active Cal players along with Jordan Rigsbee with 36 games played as the duo are the only two players to have participated in every contest possible over the last three seasons
- ▶ A member of the Ray Guy Award Watch List honoring the nation's top punter each of the past two seasons as a 2013 sophomore and 2014 junior
- ▶ Has punted 181 times for 7,425 yards and a 41.0 yards per punt average that ranks just outside Cal's all-time top-10 list
- ▶ Has forced opponents to make 68 fair catches and pinned them inside their 20-yard line 43 times with only eight touchbacks
- ▶ Has a long punt of 70 yards on his first punt in the 2013 season opener vs. Northwestern and 30 career punts of 50 yards or more
- ▶ Has completed 1-of-2 passes on fake punt attempts with the completion for a single yard at Stanford as a 2013 sophomore and the incompleting coming at USC during 2014 junior campaign
- ▶ Registered a single-game career best of 54.2 yards per punt at Colorado as well as career highs of 10 punts and 428 punting yards at Washington all as a 2013 sophomore
- ▶ Two-time honorable mention Pac-12 All-Academic selection as a 2013 sophomore and 2014 junior

OTHER

- ▶ Full name is Nicholas Ramsey Leininger
- ▶ Born December 15, 1993
- ▶ Parents are Mark and Cindy Leininger
- ▶ Major is integrative biology

LEININGER'S CAREER STATISTICS

PASSING	G-GS	Comp-Att-Int	Yds	TD	Lg	Pct	Avg/P	Avg/G	Effic
2012	12-0	0-0-0	0	0	0	0	0.0	0.0	0.0
2013	12-0	1-1-0	1	0	1	100.0	1.0	0.1	108.4
2014	12-0	0-1-0	0	0	0	0.0	0.0	0.0	0.0
TOTAL	36-0	1-2-0	1	0	1	50.0	0.5	0.0	54.2

TOTAL OFFENSE	G-GS	Rush	Pass	Total	Avg/G
2012	12-0	0	0	0	0.0
2013	12-0	0	1	1	0.1
2014	12-0	0	0	0	0.0
TOTAL	36-0	0	1	1	0.0

PUNTING	G-GS	No.	Yards	Lg	Avg
2012	12-0	60	2395	61	39.9
2013	12-0	69	2958	70	42.9
2014	12-0	52	2072	59	39.8
TOTAL	36-0	181	7425	70	41.0

TACKLES	G-GS	UA	A	Total	TFL-Yds	PD	FF	FR	BLK	QBH
2012	12-0	1	0	1	0.0-0	0	0	0	0	0
2013	12-0	0	0	0	0.0-0	0	0	0	0	0
2014	12-0	0	0	0	0.0-0	0	0	0	0	0
TOTAL	36-0	1	0	1	0.0-0	0	0	0	0	0

LEININGER'S CAREER GAME HIGHS

- Pass Completions:** 1 (at Stanford, 2013)
- Pass Attempts:** 1 (at Stanford, 2013)
- Passing Yards:** 1 (at Stanford, 2013)
- Long Pass:** 1 (at Stanford, 2013)
- Punts:** 10 (at Washington, 2013)
- Punting Yards:** 428 (at Washington, 2013)
- Punting Average:** 54.2 (at Colorado, 2013)
- Long Punt:** 70 (vs. Northwestern, 2013)
- Opponents' Fair Catches:** 6 (vs. Arizona State, 2012)
- 50+ Yard Punts:** 3 (at Colorado, 2013)
- Inside 20-Yard Line Punts:** 5 (vs. UCLA, 2014)
- Tackles:** 1 (vs. Stanford, 2012)


JAMES LOONEY
9

DT, 6-3, 280 Lake Worth, FL
SO-SQ Wake Forest/Lake Worth HS

Looney is expected to take over a starting defensive tackle position during his first season on the field at Cal in 2015 following impressive spring workouts.

Looney redshirted the 2014 season after transferring to Cal from Wake Forest and sat out the campaign due to NCAA transfer rules. He played in six games off the bench during his one season at Wake Forest and was a projected starter for the Demon Deacons in 2014 before transferring to Cal. Looney was a four-year prep starter at Lake Worth High School and a first-team Associated Press All-State Class 7A selection during his 2012 senior season. His brother, Joe Looney, plays for the San Francisco 49ers after being drafted by the club in the fourth round of the 2012 NFL Draft.

OTHER

- ▶ Full name is James Thomas Looney
- ▶ Born May 15, 1995
- ▶ Parents are James and Marilyn Looney
- ▶ Hobbies include playing basketball and golf
- ▶ Brother, Joe Looney, is an offensive lineman for the San Francisco 49ers who was selected by the NFL club in the fourth round of the 2012 NFL Draft after being a second-team All-ACC pick as a 2011 senior at Wake Forest
- ▶ Intended major is American Studies


PUKA LOPA
75

(POO-kuh LOW-puh)

DE, 6-1, 250 Sacramento, CA
SR-3L Grant HS

Lopa is expected to begin his 2015 senior season as a starter at one defensive end as part of a heavy rotation at the position, rising to the top spot by being a part of the mix over his the last three seasons of

his four in the program. Lopa has played in 26 career games with four starts, contributing totals of 23 tackles, 4.0 tackles for loss (-22 yards) and 3.0 sacks (-19 yards), as well one pass breakup, one forced fumble and one quarterback hurry.

CAL CAREER (2012 - PRESENT)

- ▶ Has played in 26 games with four starts over the last three seasons of his first four campaigns with the program after redshirting as a true freshman in 2011
- ▶ Has contributed career totals of 23 tackles, 4.0 tackles for loss (-22 yards), 3.0 sacks (-19 yards), one pass breakup, one forced fumble and one quarterback hurry
- ▶ Ranks tied for fourth among Cal's active career leaders in sacks, sack yards and forced fumbles, and tied for seventh in tackle for loss yards
- ▶ Posted his biggest numbers as a 2013 sophomore when he had career highs of 15 tackles, 3.0 tackles for loss (-19 yards) and 2.0 sacks (-16 yards), as well as the lone pass breakup (vs. Oregon State), forced fumble (vs. Oregon State) and quarterback hurry (vs. USC) of his career
- ▶ Equaled a career-high for sacks (1.0) and tackles for loss (1.0) with a three-yard sack at Arizona during his 2014 junior campaign

OTHER

- ▶ Full name is Faigame Paulo Lopa
- ▶ Born September 3, 1993
- ▶ Parents are Tiamu and Bernadette Lopa
- ▶ Major is social welfare

LOPA'S CAREER STATISTICS

TACKLES	G-GS	UA	A	Total	TFL-Yds	PD	FF	FR	BLK	QBH
2012	4-0	0	0	0	0.0-0	0	0	0	0	0
2013	12-4	7	8	15	3.0-19	1	1	0	0	1
2014	10-0	4	4	8	1.0-3	0	0	0	0	0
TOTAL	26-4	11	12	23	4.0-22	1	1	0	0	1

SACKS	G-GS	UA	A	Total	Yds
2012	4-0	0	0	0.0	0
2013	12-4	2	0	2.0	16
2014	10-0	1	0	1.0	3
TOTAL	26-4	3	0	3.0	19

LOPA'S CAREER GAME HIGHS

- Tackles:** 4 (vs. Oregon State, 2013)
- Tackles For Loss:** 1.0 (three times, last at Arizona, 2014)
- Tackle For Loss Yards:** 11 (vs. Oregon State, 2013)
- Sacks:** 1.0 (three times, last at Arizona, 2014)
- Sack Yards:** 11 (vs. Oregon State, 2013)
- Forced Fumbles:** 1 (vs. Oregon State, 2013)
- Quarterback Hurries:** 1 (vs. USC, 2013)
- Pass Breakup:** 1 (vs. Oregon State, 2013)



DAVID MAAGHUL 15

(maggie rhymes with haggle)

QB, 6-4, 220 San Francisco, CA
FR-HS Salisbury School

Maaghul combined to throw for 3,005 yards during his 2013 junior and 2014 senior seasons as the starting quarterback at Salisbury School, a boarding school in Connecticut. He transferred to the school after three campaigns at Cambridge Rindge and Latin in Massachusetts where he threw for a school-record with 31 passing touchdowns and 3,053 yards as a 2012 junior to earn a selection to the Boston Globe All-Star team for the second straight year.

OTHER

- ▶ Full name is David Winslow Maaghul
- ▶ Born September 20, 1995
- ▶ Parents are Richard and Johanna Maaghul
- ▶ Parents moved to San Francisco after he began attending boarding school at Salisbury School
- ▶ Ran a 4.90 40-yard dash according to NCSA
- ▶ Intended major is business administration



MARCUS MANLEY 92

DT, 6-3, 300 Los Angeles, CA
JR-1L Santa Monica College/Fairfax HS

Manley played in all 12 games off the bench and contributed 12 tackles in his first action at Cal as a junior in 2014 after redshirting the previous campaign following his transfer from Santa Monica College. Manley is expected to be part of the rotation again at the defensive tackle position as a 2015 junior.

CAL CAREER (2014 - PRESENT)

- ▶ Has played in 12 games all off the bench and contributed 12 tackles all in his second season with the program as a sophomore in 2014 following a redshirt campaign after he transferred from Santa Monica College
- ▶ Had a career-high-tying two tackles on four different occasions as a sophomore at Arizona, vs. Stanford, vs. UCLA and at USC

OTHER

- ▶ Full name is Marcus Deshon Manley
- ▶ Born June 1, 1994
- ▶ Parents are Steven Manley and Kathleen Williams
- ▶ Intended major is media studies

MANLEY'S CAREER STATISTICS

TACKLES	G-GS	UA	A	Total	TFL-Yds	PD	FF	FR	BLK	QBH
2014	12-0	3	9	12	0.0-0	0	0	0	0	0
TOTAL	12-0	3	9	12	0.0-0	0	0	0	0	0

MANLEY'S CAREER GAME HIGHS

Tackles: 2 (four times, last vs. Stanford, 2014)



CHASE MARSHALL 45

OL, 6-3, 245 Lake Oswego, OR
FR-RS Lakeridge HS

Marshall is looking to see his first action at Cal in 2015 after redshirting as a 2014 true freshman. Marshall has moved to the offensive line for the 2015 campaign after spending his first campaign at Cal as an inside receiver during his true freshman campaign. He played three seasons of varsity prep football and capped his career as a 2013 senior by playing for a 9-3 team that finished ranked 10th in the state of Oregon according to MaxPreps.

OTHER

- ▶ Full name is Chase William Marshall
- ▶ Born April 4, 1996
- ▶ Parents are Ray and Audrey Marshall
- ▶ Has marks in the 40-yard dash (4.76), 20-yard shuttle (4.35), vertical jump (29.4") and power throw (32.0) as well as an 85.26 SPARQ rating all according to ESPN
- ▶ Intended major is business administration



HARRISON MAYO 43

LB, 6-3, 225 Pleasanton, CA
FR-HS Amador Valley HS

Mayo was named second-team All-East Bay Athletic League in his third and final season of varsity football, seeing most of his action at linebacker but also seeing playing time at tight end for a squad that reached the North Coast Section playoffs in each of his three campaigns.

OTHER

- ▶ Born March 13, 1997
- ▶ Intended major is business administration



STEFAN MCCLURE 21

(STEPH-un)

S, 5-11, 205 Vista, CA
SR-3L Vista HS

McClure has been productive throughout his collegiate career despite injuries that have caused him to miss 25 of 49 possible games over his four seasons including his entire 2012 sophomore campaign and parts of each of his other three seasons. McClure has still managed to play in 24 contests and is fourth among active Cal players on the defensive side of the ball with 15 career starts over his first four campaigns with the program. He

shares the lead among active Cal players in career passes defended (9), pass breakups (7) and fumble recoveries (2), while ranking tied for second in interceptions (2), fifth in tackles (104) and tied for seventh in tackles for loss (4.0, -13 yards). McClure had his biggest season as a 2014 junior when he recorded multiple career highs including 50 tackles and was one of only two players on the season to intercept Heisman Trophy winner Marcus Mariota.

CAL CAREER (2011 - PRESENT)

- ▶ Has played in 24 games and is fourth among active Cal players on the defensive side of the ball with 15 career starts over his first four campaigns with the program despite missing 25 contests due to injury
- ▶ Missed the team's last postseason appearance as a true freshman at the 2011 Holiday Bowl vs. Texas and his entire 2012 sophomore season due to an injury suffered in the final regular season game of his freshman campaign at Arizona State, the final seven games of his 2013 sophomore season after a season-ending injury vs. Washington State in the fifth game, and four contests during his 2014 junior campaign before returning to start the final six games
- ▶ Shares the lead among active Cal players in career passes defended (9), pass breakups (7) and fumble recoveries (2), while ranking tied for second in interceptions (2), second in fumble return yards (22), tied for second in interception return yards (8), fifth in tackles (104) and tied for seventh in tackles for loss (4.0, -13 yards)
- ▶ Also has one reception for 11 yards for a first down on a successful fake punt from Jared Goff that set up a Vincenzo D'Amato field goal as a sophomore vs. Ohio State
- ▶ Recorded a career-high 50 tackles as a junior, while his 1.5 tackles for loss both as a junior and sophomore equal a career best as do his five tackle for loss yards as a freshman and sophomore
- ▶ Picked up both a single career-high-tying interception and fumble recovery as a freshman and junior
- ▶ Registered career highs of nine tackles twice with the first coming as a sophomore vs. USC and the second during his junior campaign against UCLA
- ▶ Picked up a career-high 1.5 tackles for loss as a junior vs. Oregon that equaled a career-high established twice before vs. Presbyterian as a true freshman and Portland State as a sophomore, and also equaled a career-high with a single interception when he was one of only two players to pick off Heisman Trophy winner Marcus Mariota in 2014
- ▶ Returned the first interception of his career for a career-long eight yards vs. Utah as a true freshman
- ▶ Has had a career-high-tying one fumble recovery twice with the first vs. USC as a true freshman and the second as a junior in the season finale vs. BYU, returning the fumble a career-long 22 yards against the Cougars
- ▶ Had a career-high three pass breakups as a sophomore at Oregon
- ▶ Has co-led the team in tackles once as a junior vs. Oregon
- ▶ A versatile defensive back who was a cornerback during his first three seasons at Cal before being moved to his current safety position prior to the 2014 campaign

OTHER

- ▶ Full name is Stefan Arnaz McClure
- ▶ Born January 31, 1993
- ▶ Parents are Alfred McClure and Zina Harris-McClure, both of whom were student-athletes at UNLV, with his father participating in track and field and his mother playing basketball
- ▶ Considering a career in broadcasting
- ▶ Has spoken on behalf of or represented Cal football on several occasions including in the aftermath of Ted Agu's passing, at 2014 Pac-12 Football Media Days, to the athletic department staff at a meeting about the student-athlete experience (<http://t.co/j977aay-jzi>), as a member of the Chancellor's Task Force on Academics and Athletics and the Cal football student-athlete academic council, and as a sideline reporter for Pac-12 Networks during the team's 2015 spring game

- ▶ Has worked as a peer advisor and mentoring student-athletes on academic progress and eligibility concerns among other subjects
- ▶ Served an internship in the Cal athletics department
- ▶ Has worked as a Little League umpire
- ▶ Major is sociology

MCCLURE'S CAREER STATISTICS

RECEIVING	G-GS	Rec	Yds	TD	Lg	Rec/G	Avg/C	Avg/G
2011	11-2	0	0	0	0	0.0	0.0	0.0
2013	5-5	1	11	0	11	0.2	11.0	2.2
2014	8-8	0	0	0	0	0.0	0.0	0.0
TOTAL	24-15	1	11	0	11	0.0	11.0	0.5

INTERCEPTIONS	G-GS	No.	Yds	TD	Lg	Avg/R	Avg/G
2011	11-2	1	8	0	8	8.0	0.7
2013	5-5	0	0	0	0	0.0	0.0
2014	8-8	1	0	0	0	0.0	0.0
TOTAL	24-15	2	8	0	8	4.0	0.3

ALL-PURPOSE	G-GS	Rush	Rec	PR	KR	IR	Total	Avg/G
2011	11-2	0	0	0	0	8	8	0.7
2013	5-5	0	11	0	0	0	11	2.2
2014	8-8	0	0	0	0	0	0	0.0
TOTAL	24-15	0	11	0	0	8	19	0.8

TACKLES	G-GS	UA	A	Total	TFL-Yds	PD	FF	FR	BLK	QBH
2011	11-2	15	9	24	1.0-5	3	0	1	0	0
2013	5-5	15	15	30	1.5-5	5	0	0	0	0
2014	8-8	28	22	50	1.5-3	1	0	1	0	0
TOTAL	24-15	58	46	104	4.0-13	9	0	2	0	0

MCCLURE'S CAREER GAME HIGHS

- Receptions:** 1 (vs. Ohio State, 2013)
- Receiving Yards:** 11 (vs. Ohio State, 2013)
- Long Reception:** 11 (vs. Ohio State, 2013)
- Tackles:** 9 (twice, last vs. UCLA, 2014)
- Tackles For Loss:** 1.5 (vs. Oregon, 2014)
- Tackle For Loss Yards:** 3 (three times, last vs. Oregon, 2014)
- Fumble Recoveries:** 1 (twice, last vs. BYU, 2014)
- Fumble Return Yards:** 22 (vs. BYU, 2014)
- Long Fumble Return:** 22 (vs. BYU, 2014)
- Interceptions:** 1 (twice, last vs. Oregon, 2014)
- Interception Return Yards:** 8 (vs. Utah, 2011)
- Long Interception Return:** 8 (vs. Utah, 2011)
- Interception Return Yards:** 8 (vs. Utah, 2011)
- Long Interception Return:** 8 (vs. Utah, 2011)
- Pass Breakups:** 3 (at Oregon, 2013)
- All-Purpose Yards:** 8 (vs. Utah, 2011)


BILLY MCCRARY III 32

S, 5-10, 185.....Austin, TX
FR-HS.....Rouse HS

McCrary is expected to begin his Cal career as a safety but racked up 5,642 yards of total offense and was responsible for 72 touchdowns during three prep campaigns as a starting quarterback. He rushed for 3,968 yards and 53 touchdowns, while adding another 1,674 yards and 19 touchdown passes thru the air on 114-of-224 passing. McCrary led his team in rushing during each of his three varsity seasons. He was the District 25-4A Offensive Newcomer of the Year as a 2012 sophomore after rushing for a career-high 1,708 yards and 16 touchdowns. He followed that as a 2013 junior by earning an All-District selection after rushing for 1,394 yards and 23 touchdowns on 248 carries and was responsible for a total of 33 touchdowns by throwing for an additional 10 scores.

OTHER

- ▶ Full name is Billy Ray McCrary III
- ▶ Born June 11, 1996
- ▶ Parents are Bill and Carol McCrary
- ▶ Has run a 4.38 40-yard dash according to Scout while Rivals has him with a 4.4
- ▶ Intended major is business administration



JONATHAN MCDONALD 36

**S, 5-11, 180..... Orinda, CA
FR-RS..... Miramonte HS**

Marshall is looking to see his first action at Cal in 2015 after redshirting as a 2014 true freshman. McDonald led his prep squad with 150 tackles during his 2013 senior season while adding 18.0 tackles for loss and three interceptions to earn first-team All-Diablo Foothill Athletic League honors for a team that posted a 12-2 overall record and won the North Coast Section Division II title.

OTHER

- ▶ Full name is Jonathan Parker McDonald
- ▶ Born August 22, 1995
- ▶ Parents are Patrick and Ann McDonald
- ▶ His grandfather's name is Ronald McDonald
- ▶ An Eagle Scout member
- ▶ Has a time of 4.75 in the 40-yard dash according to Scout, while ESPN has other marks including the 20-yard shuttle (4.27), vertical jump (35.1") and power throw (33.0) as well as a 66.63 SPARQ rating
- ▶ Intended major is business administration



ROBBIE MCINERNEY 41

(mac-N-ernie)

**PK, 5-10, 170Laguna Beach, CA
SO-SQ.....Laguna Beach HS**

McInerney is looking to see his first action at Cal in 2015 after redshirting as a 2013 true freshman and not playing in 2014 as a redshirt freshman.

McInerney has also been a member of the Cal baseball program during his two campaigns at Cal, seeing his first action on the diamond in 2015 after redshirting as a true freshman in 2014.

OTHER

- ▶ Full name is Robert Bowen McInerney
- ▶ Born June 15, 1994
- ▶ Parents are Dan and Suzy McInerney
- ▶ Father was the starting right fielder on Cal's 1980 College World Series team, is instrumental in the Cal Baseball Foundation as the vice-chair and earned the Carl Van Heuitt Award as the Cal baseball Alumnus of the Year in 2012
- ▶ A lifelong soccer player who didn't play football until his junior season in high school in 2011
- ▶ Father and late grandfather, Dick Dunn, played baseball and football at Cal, respectively, with his grandfather setting the school's single-game touchdown record in 1922 with six and his father recording a pair of single-game marks by hitting two grand slams and driving in eight runs in 1979 with the grand slam record still standing alone today while the RBI mark has been tied by three others

- ▶ Named the kicking champion for winning the last man standing competition at a national competition in Oregon in January of 2012 by booting a 52-yarder and then hit a 62-yarder to earn the title of camp champion at an event in Las Vegas in the summer of 2012
- ▶ Intended major is history



MALIK MCMORRIS 99

**DL, 5-11, 300..... Santa Ana, CA
FR-HS.....Mater Dei HS**

McMorris earned All-American honors as a 2014 prep senior when he was selected to play in the Semper Fidelis All-American following his second-team All-State performance in his final high school campaign. He was a two-way preps standout who accumulated defensive totals of 90 tackles, 22.0 tackles for loss, 13.0 sacks (-105 yards), one forced fumble, seven fumble recoveries that he returned for 88 yards and one touchdown, five passes defended, 16 quarterback hurries and one blocked field goal, while adding 56 rushes for 241 yards and 10 touchdowns on the ground

OTHER

- ▶ Full name is Malik McMorris
- ▶ Born March 28, 1997
- ▶ Parents are Patrick McMorris and the late Lucy Guerrero
- ▶ Prep teammates of now Cal teammates Chase Forrest, Justin Norbeck, Addison Ooms and Matt Rockett
- ▶ Intended major is business administration



PATRICK MEKARI 79

(muh-CARE-ee)

**OL, 6-4, 290..... Westlake Village, CA
FR-HS..... Westlake HS**

Mekari racked up the awards as a 2014 senior when he earned Marmonte League Co-Offensive Lineman of the Year honors while adding first-team All-Pac 5, All-Southern Section, All-County, All-Marmonte League, and honorable mention All-Area selections for a team that finished 8-3 overall and won the Marmonte League crown. He anchored a line during his senior season that paved the way for 4,677 total yards (425.2 ypg) including 2,269 on the ground (206.3 ypg).

OTHER

- ▶ Full name is Patrick Vahe Mekari
- ▶ Born August 13, 1997
- ▶ Parents are Tony and Carole Mekari
- ▶ Older brother, Tony Mekari, will be a sophomore defensive lineman at Cal in 2015 after making his collegiate debut for the Bears during his 2014 redshirt freshman campaign
- ▶ Ran a 5.3 40-yard dash according to Hudl
- ▶ Intended major is business administration



TONY MEKARI 97

(muh-CARE-ee)

**DT, 6-1, 280..... Thousand Oaks, CA
SO-1L..... Westlake HS**

Mekari was in the rotation at both defensive tackle and defensive end during his 2014 redshirt freshman season when he played in all 12 games and made five starts, contributing 17 tackles along with 1.0 tackle for loss (-2 yards). Mekari moved to defensive tackle full-time in the spring of 2015 and is expected to begin the campaign in that role.

CAL CAREER (2013 – PRESENT)

- ▶ Has played in 12 games with five starts and contributed 17 tackles along with 1.0 tackles for loss (-2 yards) and two quarterback hurries all in his second year with the program in 2014 after redshirting as a true freshman in 2013
- ▶ Had a career-high-tying three tackles as well as 1.0 tackle for loss (-2 yards) that is his lone stop in the backfield as a redshirt freshman against USC, while he equaled a career-high with three tackles vs. Colorado the same season

OTHER

- ▶ Full name is Tony Sayed Mekari
- ▶ Born September 23, 1995
- ▶ Parents are Tony and Carol Mekari
- ▶ Brother, Patrick Mekari, will join him on the football team at Cal as a true freshman offensive lineman in 2015
- ▶ Intended double major is business administration and legal studies

MEKARI'S CAREER STATISTICS

TACKLES	G-GS	UA	A	Total	TFL-Yds	PD	FF	FR	BLK	QBH
2014	12-5	5	12	17	1.0-2	0	0	0	0	2
TOTAL	12-5	5	12	17	1.0-2	0	0	0	0	2

MEKARI'S CAREER GAME HIGHS

- Tackles:** 3 (twice, last at USC, 2014)
- Tackles For Loss:** 1.0 (at USC, 2014)
- Tackle For Loss Yards:** 2 (at USC, 2014)
- Quarterback Hurries:** 1 (twice, last vs. BYU, 2014)


STEVEN MOORE 64

OL, 6-6, 305 **Elk Grove, CA**
JR-2L **Elk Grove HS**

Moore ranks second among active Cal offensive linemen in both career games played (24) and starts (23) with his number of starts also fourth on the

offense and fifth on the team. He moved to the critical left tackle position to protect record-breaking quarterback Jared Goff's blindside as a 2014 sophomore for a Cal offense that set or equaled 12 single-season school or modern-era school records and ranked in the top 15 nationally in five offensive categories. Moore made his first 11 career starts at right tackle as a 2013 redshirt freshman.

CAL CAREER (2012 – PRESENT)

- ▶ Has played in 24 games with 23 starts during the last two seasons of his three campaigns with the program to rank second among the team's offensive linemen in both categories, starting 11 games at right tackle as a 2013 redshirt freshman before moving to left tackle and starting all 12 games at the position during his 2014 sophomore campaign
- ▶ Ranks fourth on the offense and fifth on the team with his 23 starts
- ▶ Has one tackle that he recorded in the 2014 season finale vs. BYU

OTHER

- ▶ Full name is Steven Philip Moore
- ▶ Born September 28, 1993
- ▶ Parents are Phil and Susan Moore
- ▶ Father played football at San Jose State as an offensive lineman
- ▶ Interested in becoming a police officer following his football playing career
- ▶ Major is legal studies

MOORE'S CAREER STATISTICS

TACKLES	G-GS	UA	A	TOTAL	TFL-YDS	PD	FF	FR	BLK	QBH
2013	12-11	0	0	0	0.0-0	0	0	0	0	0
2014	12-12	0	1	1	0.0-0	0	0	0	0	0
TOTAL	24-23	0	1	1	0.0-0	0	0	0	0	0

MOORE'S CAREER GAME HIGHS

Tackles: 1 (vs. BYU, 2014)


KHALFANI MUHAMMAD 29

(*CAL-fawn-ee*)

RB, 5-9, 170 **Inglewood, CA**
JR-2L **Notre Dame HS**

Muhammad is a multiple-threat player who is looking to continue making significant contributions both as a kick returner and in the backfield. He leads all active Cal players in all-purpose yards (2,205), all-purpose yards per game (100.2), kickoff returns (60) and kickoff return yards (1,295) and is one of the most prolific kick returners in school history, ranking second on Cal's all-time list in kickoff returns and kickoff return yards. Muhammad earned 2013 third-team Freshman All-American honors by Athlon and was a third-team All-Pac-12 pick of College Sports Madness as a kick returner when he set single-season school records of 46 kick returns and 1,006 kick return yards. He is also second among active Cal players in rushing yards (660), rushing touchdowns (8), rushing attempts (120), rushing yards per game (30.0) and rushing yards per carry (5.5). In addition, Muhammad is also a big-play threat with a total of five plays of 50 or more yards including four from the line of scrimmage.

CAL CAREER (2013 – PRESENT)

- ▶ Has played in 22 games with two starts over his first two seasons with the program
- ▶ Leads all active Cal players in all-purpose yards (2,205), all-purpose yards per game (100.2), kickoff returns (60) and kickoff return yards (1,295), ranking second on Cal's all-time list in kickoff returns and kickoff return yards
- ▶ Also ranks second among all active Cal players in rushing yards (660), rushing touchdowns (8), rushing attempts (120), rushing yards per game (30.0), rushing yards per carry (5.5) and kickoff return average (21.6); third in total touchdowns (9), points (54) and total offense (660); eighth in receptions (21) and receiving yards (250); and ninth in touchdown catches (1)
- ▶ Has 21 receptions for 250 yards receiving and one touchdown catch with an 11.4 yards per reception average
- ▶ An Athlon Sports third-team Freshman All-American and third-team All-Pac-12 pick of College Sports Madness as a kick returner during his 2013 true freshman campaign when he set single-season school records with career highs for kickoff returns (46) and kickoff return yards (1,006) in his first collegiate campaign
- ▶ Registered his top rushing season as a 2013 freshman when he led the team with career highs of 445 rushing yards and 72 carries, as well as a career-high-tying four rushing touchdowns that he equaled as a 2014 sophomore
- ▶ Posted a career-high 1,638 all-purpose yards as a 2013 freshman when he also had career highs of 14 receptions for 187 yards receiving and one touchdown
- ▶ Has Cal's longest run in each of the last two seasons, going a career-long 73 yards for a touchdown at Washington as a 2013 freshman and 50 yards for a score at Arizona as a 2014 sophomore that equaled the team's longest run of the year
- ▶ Has five plays of 50 or more yards with the others include a career-long 62-yard reception against Portland State, a 55-yard TD run at Colorado and a career-long 52-yard kick return vs. Oregon State all as a 2013 freshman with his four 50-plus yards plays that season second on team to Chris Harper

- ▶ Had single-game career highs of 95 yards rushing and two scores on the ground as a 2014 sophomore at Arizona
- ▶ Other single-game career highs all came during his 2013 freshman season with four receptions and 85 yards receiving vs. Portland State; and 158 kick return yards and 224 all-purpose yards at UCLA
- ▶ Had his lone receiving score vs. Arizona as a 2013 freshman
- ▶ Has been the team's leading kick returner 12 times with nine coming as a 2013 freshman
- ▶ Has posted 100 or more all-purpose yards 12 times with 10 coming as a 2013 freshman
- ▶ Has led the team in rushing four times all as a 2013 freshman

OTHER

- ▶ Full name is Khalfani Amir Muhammad
- ▶ Born September 26, 1994
- ▶ Parents are Malik Morales and Amira Gay
- ▶ Recognized by the Inner City Youth Foundation at the organization's Evening of Champions event with an inaugural Unsung Heroes Award given for the recipient's combination of success in the classroom, in the community and on the football field
- ▶ Intended major is media studies

MUHAMMAD'S CAREER STATISTICS

RUSHING	G-GS	Att	Yds	TD	Lg	Avg/C	Avg/G
2013	11-1	74	445	4	73	6.0	40.5
2014	11-1	46	215	4	50	4.7	19.5
TOTAL	22-2	120	660	8	73	5.5	30.0

TOTAL OFFENSE	G-GS	Rush	Pass	Total	Avg/G
2013	11-1	445	0	445	40.5
2014	11-1	215	0	215	19.5
TOTAL	22-2	660	0	660	30.0

RECEIVING	G-GS	Rec	Yds	TD	Lg	Rec/G	Avg/C	Avg/G
2013	11-1	14	187	1	62	1.3	13.4	17.0
2014	11-1	7	63	0	41	0.6	9.0	5.7
TOTAL	22-2	21	250	1	62	1.0	11.9	11.4

SCORING	G-GS	TD	Rush	Pass	Retn	PAT	2PAT	FG	Total	Avg/G
2013	11-1	5	4	1	0	0	0	0	30	2.7
2014	11-1	4	4	0	0	0	0	0	24	2.2
TOTAL	22-2	9	8	1	0	0	0	0	54	2.5

KICK RETURNS	G-GS	No.	Yds	TD	Lg	Avg/R	Avg/G
2013	11-1	46	1006	0	52	21.9	91.5
2014	11-1	14	289	0	37	20.6	26.3
TOTAL	22-2	60	1295	0	52	21.6	58.9

ALL-PURPOSE	G-GS	Rush	Rec	PR	KR	IR	Total	Avg/G
2013	11-1	445	187	0	1006	0	1638	148.9
2014	11-1	215	63	0	289	0	567	51.5
TOTAL	22-2	660	250	0	1295	0	2205	100.2

MUHAMMAD'S CAREER GAME HIGHS

- Rushes:** 14 (at UCLA, 2013)
- Rushing Yards:** 95 (vs. Sacramento State, 2014)
- Rushing TDs:** 2 (at Arizona, 2014)
- Long Rush:** 73TD (at Washington, 2013)
- Receptions:** 4 (vs. Portland State, 2013)
- Receiving Yards:** 85 (vs. Portland State, 2013)
- Receiving TDs:** 1 (vs. Arizona, 2013)
- Long Reception:** 62 (vs. Portland State, 2013)
- Kick Returns:** 9 (at Stanford, 2013)
- Kick Return Yards:** 158 (at UCLA, 2013)
- Long Kick Return:** 52 (vs. Oregon State, 2013)
- All-Purpose Yards:** 224 (at UCLA, 2013)
- Points:** 12 (at Arizona, 2014)



ALEX NETHERDA

38

(nuh-THERD-uh)

RB/WR, 6-0, 200..... Santa Rosa, CA
FR-HS.....Maria Carillo HS

Netherda was a two-sport prep standout in football and track and field who capped his career on the gridiron by being named the All-Empire Male Athlete of the Year, All-Empire Large Schools Athlete of the Year by The Press Democrat and the North Bay League MVP as a 2014 senior for a team that finished 7-5 overall and reached the first round of the North Coast Section playoffs. Netherda accumulated 70 tackles, 8.0 tackles for loss, four interceptions and six forced fumbles on defense while he rushed for 1,471 yards and 20 touchdowns. In his final season on the track, he won three NBL titles including the 300 meter hurdles for the fourth straight campaign.

OTHER

- ▶ Full name is Alexander Joel Netherda
- ▶ Born August 19, 1996
- ▶ Parents are Mark Netherda and Paula Seitz-Netherda
- ▶ Ran a 4.58 40-yard dash according to Hudl, while the NCSA had him at 4.70
- ▶ Intended major is business administration



HARDY NICKERSON

47

LB, 6-0, 225.....Oakland, CA
JR-2L..... Bishop O'Dowd HS

Nickerson is looking to continue his emergence at the 'MIKE' linebacker position in 2015 after compiling two solid seasons mostly as a starter over the last two campaigns as played in 22 games with 14 starts. Nickerson is expected to begin his 2015 junior campaign as the starter at the position following his career-high 69 tackles that ranked third on the team as a 2014 sophomore. His 133 career tackles rank third among the team's active players, while he is also first in fumble return yards, tied for first in fumble recoveries, tied for second in forced fumbles, and tied for fourth in tackles for loss and tackle for loss yards.

CAL CAREER (2013 - PRESENT)

- ▶ Has played in 22 games with 14 starts with all of his action coming in the last two campaigns of his three seasons with the program after redshirting as a true freshman in 2012
- ▶ Has career totals of 133 tackles, 7.0 tackles for loss (-23 yards), 1.0 sack (-7 yards), one interception that he returned for eight yards, one pass breakup, two fumble recoveries that he has returned for 27 yards and two forced fumbles
- ▶ Ranks first among Cal's active career leaders in fumble return yards, tied for first in fumble recoveries, tied for second in forced fumbles, third in tackles, and tied for fourth in tackles for loss and tackle for loss yards
- ▶ Posted a career-high 69 tackles and the lone interception of his career that he returned eight yards at USC as a 2014 sophomore, while he had a career-high 5.0 tackles for loss (career-high -16 yards) and the lone quarterback hurry of his career during his 2013 redshirt freshman campaign
- ▶ Had one forced fumble and one fumble recovery during both his freshman and sophomore seasons, with his 27-yard fumble return yards as a sophomore all on a career-long 27-yard fumble return vs. UCLA a career best
- ▶ Recorded the lone pass breakup of his career as a 2013 freshman

at UCLA

- ▶ Recorded back-to-back career-high-tying 11-tackle games in the second and third contests of his career in his first career start vs. Portland State and off the bench vs. Ohio State as a 2013 redshirt freshman
- ▶ Had a career-high-tying 2.0 tackles for loss both at UCLA and vs. Arizona in 2013 as well as at Washington State in 2014, while picking up his lone career sack (-7 yards), a career-high nine tackle for loss yards and his lone career quarterback hurry vs. Arizona, and his only career pass breakup at UCLA
- ▶ Has led or co-led the team in tackles four times including twice as both a 2014 sophomore (vs. Washington, vs. Stanford) and a 2013 redshirt freshman (vs. Portland State, at UCLA)
- ▶ A two-time Pac-12 All-Academic selection, earning second-team recognition as a freshman and an honorable mention pick as a sophomore

OTHER

- ▶ Full name is Hardy William Lindsay Nickerson
- ▶ Born January 5, 1994
- ▶ Parents are Hardy Otto Nickerson and Amy Nickerson, both Cal alums
- ▶ Father played 16 seasons in the NFL, earning four All-Pro and five Pro Bowl selections, is a member of the Cal Athletic Hall of Fame, still ranks second on the school's all-time list for tackles, and is currently in his second season as the linebackers coach for the Tampa Bay Buccaneers in 2015
- ▶ Coached by his father during his final two seasons at Bishop O'Dowd High School
- ▶ Twin sister, Haleigh Nickerson, attends Cal
- ▶ Played his first football game at the age of eight at Lambeau Field as a member of a Green Bay Pop Warner team
- ▶ Attended eight different schools from kindergarten through his senior year of high school due to his father's NFL career
- ▶ Ambidextrous as he plays sports and throws with his right hand but writes with his left
- ▶ Major is legal studies

NICKERSON'S CAREER STATISTICS

INTERCEPTIONS	G-GS	No.	Yds	TD	Lg	Avg/R	Avg/G
2013	10-8	0	0	0	0	0.0	0.0
2014	12-6	1	8	0	8	8.0	0.7
TOTAL	22-14	1	8	0	8	8.0	0.4

ALL-PURPOSE	G-GS	Rush	Rec	PR	KR	IR	Total	Avg/G
2013	10-8	0	0	0	0	0	0	0.0
2014	12-6	0	0	0	0	8	8	0.7
TOTAL	22-14	0	0	0	0	8	8	0.4

TACKLES	G-GS	UA	A	Total	TFL-Yds	PD	FF	FR	BLK	QBH
2013	10-8	35	29	64	5.0-16	1	1	1	0	1
2014	12-6	33	36	69	2.0-7	1	1	1	0	0
TOTAL	22-14	68	65	133	7.0-23	2	2	2	0	1

SACKS	G-GS	UA	A	Total	Yds
2013	10-8	1	0	1.0	7
2014	12-6	0	0	0.0	0
TOTAL	22-14	1	0	1.0	7

NICKERSON'S CAREER GAME HIGHS

- Tackles:** 11 (twice, last vs. Ohio State, 2013)
- Tackles For Loss:** 2.0 (three times, last at Washington State, 2014)
- Tackle For Loss Yards:** 9 (vs. Arizona, 2013)
- Sacks:** 1.0 (vs. Arizona, 2013)
- Sack Yards:** 7 (vs. Arizona, 2013)
- Forced Fumbles:** 1 (twice, last vs. UCLA, 2014)
- Fumble Recoveries:** 1 (twice, last vs. UCLA, 2014)
- Fumble Return Yards:** 27 (vs. UCLA, 2014)
- Long Fumble Return:** 27 (vs. UCLA, 2014)

- Interceptions:** 1 (at USC, 2014)
- Interception Return Yards:** 8 (at USC, 2014)
- Long Interception Return:** 8 (at USC, 2014)
- Quarterback Hurries:** 1 (vs. Arizona, 2013)
- Pass Breakups:** 1 (at UCLA, 2013)


KANAWAI NOA
81
(kahn-A-vie)
WR, 6-0, 175Honolulu, HI
FR-HSPunahou HS

Noa put up strong numbers during his three varsity prep seasons, compiling totals of 146 receptions for 3,195 yards receiving and 34 touchdown catches.

Noa was a two-time All-State selection during both his 2013 junior and 2014 senior seasons, while adding Interscholastic League of Honolulu Offensive Player of the Year recognition in his final prep campaign. He had a career-high 53 receptions as a senior, a career-best 1,145 receiving yards as a junior when his team won state and ILH titles, and a career-high 15 touchdown receptions during his 2012 sophomore campaign.

OTHER

- ▶ Full name is Kanawai Noa
- ▶ Born October 30, 1996
- ▶ Parents are Henry and Keolani Noa
- ▶ Intended major is computer science


JUSTIN NORBECK
86
TE/FB, 6-2, 240Irvine, CA
SO-JC.....Golden West College/Mater Dei HS

Norbeck caught nine passes for 158 yards and one touchdown in six games in his lone season at Golden West College as a 2014 freshman for a team that

was 7-4 overall, 4-2 in the Southern Conference of the National Division in the Southern California Football Association and played in the Beach Bowl. He prepped at Mater Dei and was a first-team All-Trinity League selection as a 2013 senior for a team that finished 11-3 overall and reached the championship game of the Southern Section playoffs before falling to state champion St. John Bosco and ended the season ranked No. 3 in California and No. 10 in the nation.

OTHER

- ▶ Full name is Justin Michael Norbeck
- ▶ Born October 30, 1995
- ▶ Parents are Mike and Ramona Norbeck
- ▶ Runs a 4.70 40-yard dash according to Rivals
- ▶ Big fan of the Chicago Blackhawks, winners of the 2015 Stanley Cup to mark their third title in the last six seasons and sixth overall
- ▶ Prep teammates of now Cal teammates Chase Forrest, Malik Mc-Morris, Addison Ooms and Matt Rockett
- ▶ Intended major is business administration



BRADLEY NORTHNAGEL 48

LS, 6-3, 250 San Carlos, CA
JR-SQ..... Junipero Serra HS

Northnagel saw the first action of his career by playing in four games off the bench during his third season with the program in 2014. Northnagel is projected to be the team's starting long snapper in 2015 after moving full-time to the position in the spring of 2015. He has previously worked with both the offensive and defensive line groups as well as at fullback in addition to his backup long snapping duties.

CAL CAREER (2012 - PRESENT)

- ▶ Saw action in four games off the bench during his third season with the program in 2014 after not playing in either of his first two
- ▶ Moved full-time to long snapper in the spring of 2015 after having previously worked with both the offensive and defensive line units as well as at fullback
- ▶ Changed to his current No. 48 uniform after he wore No. 98 during his first season with the program in 2012 and in 2013 spring practices

OTHER

- ▶ Full name is Bradley Ernest Northnagel
- ▶ Born January 29, 1994
- ▶ Parents are Davis and Karen Northnagel
- ▶ Has two sisters, Megan and Emily
- ▶ Intended double major is interdisciplinary studies and social welfare

NORTHNAGEL'S CAREER STATISTICS

PARTICIPATION	G-GS	
2014	4-0	No other statistics
TOTAL	4-0	No other statistics



CHIBUZO NWOKOCHA 16

(CHEE-boo-zo woe-COACH-ah)

S, 6-1, 205..... Elk Grove, CA
FR-RS..... Cosumnes Oaks HS

Nwokocha is looking to see his first action at Cal in 2015 after redshirting as a 2014 true freshman. Nwokocha registered 35 tackles, one interception that he returned 16 yards for a touchdown and three pass breakups as a 2013 prep senior for a team that finished 7-4 overall and 5-1 in conference play to win the Sierra Valley Conference title and earn a Sac-Joaquin Section Division II playoff spot.

OTHER

- ▶ Full name is Chibuzo Onyekachi Nwokocha
- ▶ Born December 9, 1995
- ▶ Parents are Syringa and Florence Nwokocha
- ▶ Intended major is business administration



DEION OLIVER 54

OL, 6-4, 290 Warminster, PA
FR-RS Archbishop Wood HS/
 Central Bucks East HS

Oliver is looking to see his first action at Cal in 2015 after redshirting as a 2014 true freshman. Oliver played for both the Philadelphia All-Star Team and Pennsylvania State All-Star Team following his 2013 senior season at Archbishop Wood High School. He earned second-team All-State (Philadelphia Fan Network),

first-team All-Philadelphia Catholic League and Rich Kelly Award honors as a senior when he did not allow a sack for a team that finished with a 13-2 overall record and won Pennsylvania AAA State, Eastern State and Philadelphia Catholic League titles.

OTHER

- ▶ Full name is Deion Hayward Oliver
- ▶ Born February 8, 1996
- ▶ Parents are Bob and Denise Oliver
- ▶ Father played college basketball at Rutgers
- ▶ Cousin, Travon Woodall, played college basketball at Pitt
- ▶ Played in the orchestra from the fourth grade through his sophomore year in high school
- ▶ Got his start in football in the eighth grade when a friend tricked him into a summer football practice that included running hills and sprinting
- ▶ Intended major is political economy



ADDISON OOMS 57

(OH-ms)

OL, 6-4, 295 Laguna Niguel, CA
FR-RS Mater Dei HS

Ooms is looking to see his first action at Cal in 2015 after redshirting as a 2014 true freshman. He was in the running for the team's starting center position after impressive practices during both his redshirt season and the spring of 2015. Ooms racked up the honors as a 2013 prep senior when he earned first-team All-Pac 5 Division, All-Orange County and All-Trinity League honors for a team that finished 11-3 overall and reached the Southern Section Pac 5 Division finals while ranking No. 3 in California and No. 10 nationally in the final polls according to MaxPreps.

OTHER

- ▶ Full name is Addison Gerald Ooms
- ▶ Born October 4, 1995
- ▶ Parents are Willem and Joni Allen-Ooms
- ▶ Prep teammates of now Cal teammates Chase Forrest, Malik McMorris, Justin Norbeck and Matt Rockett
- ▶ Intended major is business administration



DAVID ORTEGA JR. 40

LB, 5-9, 215 Moraga, CA
FR-RS De La Salle HS

Ortega is looking to see his first action at Cal in 2015 after redshirting as a 2014 true freshman. Ortega earned second-team All-East Bay and All-East Bay Athletic League honors as well as honorable mention All-Bay Area and Scholar-Athlete recognition as a 2013 prep senior when he had 104 tackles, three interceptions that he returned 75 yards, 2.0 sacks and two pass breakups for a 14-1 squad that won North Coast Section and NorCal Regional titles before finishing as the runner-up in the California Open Division playoffs. He saw limited action as a junior in 2012 for a team that won the national and state of California crowns.

OTHER

- ▶ Full name is David Roland Ortega
- ▶ Born October 5, 1995
- ▶ Parents are David Sr. and Teresa Ortega, both Cal alums
- ▶ Father is in the Cal Athletic Hall of Fame, the school's all-time tackles leader and currently works in the Cal public affairs office after serving as an employee in several different roles for Cal Athletics for many years following his collegiate playing career

- ▶ Cousin, Brandon Madueño, was a member of the Cal football program for five seasons from 2009-13
- ▶ Major is undeclared



NICK PALLESCHI 85

(pa-lesh-I)

TE, 6-5, 210 *Kailua-Kona, HI*
FR-HS *Hawai'i Prep*

A two-way standout who was a second-team All-State selection as a 2014 senior and an honorable mention choice during his 2013 junior campaign as

well as an All-Big Island II League selection three times with first-team honors each of his final two seasons after a second-team selection as a 2012 sophomore. Palleschi hauled in 26 receptions for 492 yards receiving and six touchdown catches on offense as a junior, while he contributed 24 tackles, 9.0 tackles for loss, 8.5 sacks, five forced fumbles, five fumble recoveries, four pass breakups, one interception and one score on the defensive side of the ball.

OTHER

- ▶ Full name is Nicolas Rocco Palleschi
- ▶ Born January 14, 1997
- ▶ Parents are John and Joanna Palleschi
- ▶ Ran a 4.60 40-yard dash according to NSCA
- ▶ Intended major is legal studies



CHRIS PALMER 96

DT, 6-4, 290 *Lawrenceville, GA*
FR-RS *Naval Academy Preparatory School/
 Collins Hill HS*

Palmer is looking to see his first action at Cal in 2015 after redshirting as a 2014 true freshman. He was

a starter on the defensive line for each of his final two prep campaigns in 2011 and 2012 at Collins Hill High School in the Atlanta area, earning preseason All-State honors prior to his senior season and playing in the Rivalries of Gwinnett All-Star Football Game following the campaign. He was also a second-team All-Region selection in 2011. Palmer spent the 2013 campaign at the Naval Academy Preparatory School.

OTHER

- ▶ Full name is Christopher Travon Palmer
- ▶ Born September 2, 1995
- ▶ Parents are James Bethea and Stephanie Palmer
- ▶ Intended major is business administration



BENJI PALU 70

(paw-lu)

OL, 6-0, 280 *Burlingame, CA*
JR-JC *College of San Mateo/Burlingame HS*

Palu had a highly decorated high school career but failed to catch the attention of collegiate recruiters but blossomed when he moved from guard in high

school to center at the College of San Mateo and blossomed during his two seasons as a 2013 freshman and 2014 sophomore. In his second campaign he was named first-team All-State, All-Region, All-Bay 6 League and the team's Most Inspirational Player of the Year honors for a team that was 9-2 overall and defeated Laney in the Bulldog Bowl. Palu anchored an offensive line that powered a ground game that was ranked first in the state during his freshman campaign and second as a sophomore.

OTHER

- ▶ Full name is Fietonga Penisini Paul
- ▶ Born February 23, 1995
- ▶ Parents are Moses and Jacquie Liongitau
- ▶ Intended major is legal studies



GRIFFIN PIATT 26

(PIE-ut)

S, 6-3, 205 *Moraga, CA*
JR-1L *Campolindo HS*

Piatt was off to a strong start as a 2014 sophomore before suffering a season-ending injury in the sixth game of the campaign vs. Washington. Despite the

injury he recorded a team-high three interceptions and a team co-leading nine passes defended in the first action of his collegiate career, while adding 40 tackles and six pass breakups. Piatt began his career as a walk-on wide receiver before moving to safety midway through his 2013 redshirt freshman campaign and began to emerge as one of the team's top players at the position during 2014 spring practices.

CAL CAREER (2012 - PRESENT)

- ▶ Has played in six games with four starts with all of his action coming in the first half of his 2014 sophomore season before a season-ending injury
- ▶ Leads all active Cal players with three career interceptions that he has returned for seven yards, while co-leading the squad with nine passes defended and is ranked tied for fourth one off the lead with six pass breakups
- ▶ Recorded a career-high single interception in each of the first three contests he played in during his career as a sophomore at Northwestern, vs. Sacramento State and at Arizona when he returned the interception for a career-long seven yards
- ▶ Has twice had a career-high three passes defended at Arizona and vs. Colorado both during his sophomore season and also had a career-high three pass breakups against the Buffaloes
- ▶ Registered a career-high 11 tackles vs. Colorado during his sophomore campaign
- ▶ Had the lone tackle for loss and sack of his career with a 12-yard sack vs. Washington as a sophomore
- ▶ Has led the team in tackles once as a sophomore vs. Sacramento State
- ▶ Changed to his current uniform No. 26 beginning with 2014 spring practices after previously wearing No. 35
- ▶ Did not play during his first two seasons with the club when he redshirted as a 2012 freshman and was injured during his 2013 redshirt freshman campaign but moved to safety during practice in October of 2013 and emerged as one of the team's top players at the position in the spring of 2014
- ▶ Began his career as a wide receiver in the fall of 2012 but suffered a season-ending injury during his first spring practice of 2013 that kept him out the entire spring and into the 2013 season

OTHER

- ▶ Full name is Griffin Eric Piatt
- ▶ Born January 30, 1994
- ▶ Parents are Brad and Trish Piatt
- ▶ Played the piano for eight years
- ▶ Spent the summer of 2014 working in an internship with law firm Casper, Meadows, Schwartz & Cook
- ▶ Says that one moment in history he wishes he could have seen is "The Play" at Memorial Stadium in 1982
- ▶ Grandfather, Ed Dougery, played basketball at Cal for head coach Nibs Price
- ▶ Major is business administration

PIATT'S CAREER STATISTICS

INTERCEPTIONS	G-GS	No.	Yds	TD	Lg	Avg/R	Avg/G
2014	6-4	3	7	0	7	2.3	1.2
TOTAL	6-4	3	7	0	7	2.3	1.2

ALL-PURPOSE	G-GS	Rush	Rec	PR	KR	IR	Total	Avg/G
2014	6-4	0	0	0	0	7	7	1.2
TOTAL	6-4	0	0	0	0	7	7	1.2

TACKLES	G-GS	UA	A	Total	TFL-Yds	PD	FF	FR	BLK	QBH
2014	6-4	25	15	40	1.0-12	9	0	0	0	0
TOTAL	6-4	25	15	40	1.0-12	9	0	0	0	0

SACKS	G-GS	UA	A	Total	Yds
2014	6-4	1	0	1.0	12
TOTAL	6-4	1	0	1.0	12

PIATT'S CAREER GAME HIGHS

- Tackles:** 11 (vs. Colorado, 2014)
- Tackles For Loss:** 1.0 (vs. Washington, 2014)
- Tackle For Loss Yards:** 12 (vs. Washington, 2014)
- Sacks:** 1.0 (vs. Washington, 2014)
- Sack Yards:** 12 (vs. Washington, 2014)
- Interceptions:** 1 (three times, last at Arizona, 2014)
- Interception Return Yards:** 7 (at Arizona, 2014)
- Long Interception Return:** 7 (at Arizona, 2014)
- Pass Breakups:** 3 (vs. Colorado, 2014)
- All-Purpose Yards:** 7 (at Arizona, 2014)



DARIUS POWE 10

(pow)
WR, 6-3, 220Lakewood, CA
SR-3LLakewood HS

Powe is one of Cal's most experienced receivers in a veteran group, ranking second among the team's active receivers behind only Bryce Treggs in both games played (33) and starts (11). Powe has compiled career totals of 57 receptions, 693 yards receiving and three touchdown catches. He had a career-high 25 receptions for 231 yards receiving as a 2013 sophomore before coming up with a career-high 328 yards receiving on 20 catches for a 16.4 yards per reception average that was second on the team during his 2014 junior campaign.

CAL CAREER (2012 - PRESENT)

- ▶ Has played in 33 games with 11 starts over his first three seasons with the program, compiling career totals of 57 receptions, 693 yards receiving and three touchdown catches
- ▶ Ranks second among active Cal receivers in career games played and starts, while he is fourth among all active players in receptions and yards receiving, sixth in touchdown catches, seventh in all-purpose yards (688), and tied for ninth in total touchdowns (3) and points (18)
- ▶ Also has minus four yards rushing without a rushing attempt when he tried to pick up a fumble and advance it as a 2012 freshman against Washington and one kick return for minus one yard
- ▶ Registered a career-high 25 receptions as a 2013 sophomore, while his 328 yards receiving and 16.4 yards per catch average during his 2014 junior season were career bests, and he has had a career-high-tying single touchdown reception in each of his three campaigns
- ▶ Has led Cal in receiving yards twice and receptions on one occasion
- ▶ Recorded a career-high 91 yards receiving vs. Sacramento State during his 2014 junior season to lead the team including a 60-yard touchdown reception from Luke Rubenzer that is the longest reception of his career

- ▶ Led the Bears with a career-high six receptions and 48 yards receiving as a 2012 freshman at Oregon State, while also recording the lone tackle of his career in the contest

OTHER

- ▶ Full name is Darius Dayvone Powe
- ▶ Born March 15, 1994
- ▶ Parents are Darius Powe and Alanecia Polk
- ▶ Major is African-American studies

POWE'S CAREER STATISTICS

RUSHING	G-GS	Att	Yds	TD	Lg	Avg/C	Avg/G
2012	11-4	0	-4	0	0	0.0	-0.4
2013	12-4	0	0	0	0	0.0	0.0
2014	10-3	0	0	0	0	0.0	0.0
TOTAL	33-11	0	-4	0	0	0.0	-0.1

TOTAL OFFENSE	G-GS	Rush	Pass	Total	Avg/G
2012	11-4	-4	0	-4	-0.4
2013	12-4	0	0	0	0.0
2014	10-3	0	0	0	0.0
TOTAL	33-11	-4	0	-4	-0.1

RECEIVING	G-GS	Rec	Yds	TD	Lg	Rec/G	Avg/C	Avg/G
2012	11-4	12	134	1	36	1.1	11.2	12.2
2013	12-4	25	231	1	24	2.1	9.2	19.2
2014	10-3	20	328	1	60	2.0	16.4	32.8
TOTAL	33-11	57	693	3	60	1.7	12.2	21.0

SCORING	G-GS	TD	Rush	Pass	Retn	PAT	2PAT	FG	Total	Avg/G
2012	11-4	1	0	1	0	0	0	0	6	0.5
2013	12-4	1	0	1	0	0	0	0	6	0.5
2014	10-3	1	0	1	0	0	0	0	6	0.6
TOTAL	33-11	3	0	3	0	0	0	0	18	0.5

KICK RETURNS	G-GS	No.	Yds	TD	Lg	Avg/R	Avg/G
2012	11-4	0	0	0	0	0.0	0.0
2013	12-4	1	-1	0	0	-1.0	-0.1
2014	10-3	0	0	0	0	0.0	0.0
TOTAL	33-11	1	-1	0	0	-1.0	0.0

ALL-PURPOSE	G-GS	Rush	Rec	PR	KR	IR	Total	Avg/G
2012	11-4	-4	134	0	0	0	130	11.8
2013	12-4	0	231	0	-1	0	230	19.2
2014	10-3	0	328	0	0	0	328	32.8
TOTAL	33-11	-4	693	0	-1	0	688	20.8

TACKLES	G-GS	UA	A	Total	TFL-Yds	PD	FF	FR	BLK	QBH
2012	11-4	1	0	1	0.0-0	0	0	0	0	0
2013	12-4	0	0	0	0.0-0	0	0	0	0	0
2014	10-3	0	0	0	0.0-0	0	0	0	0	0
TOTAL	33-11	1	0	1	0.0-0	0	0	0	0	0

POWE'S CAREER GAME HIGHS

- Rushing Yards:** -4 (vs. Washington, 2012)
- Long Rush:** -4 (vs. Washington, 2012)
- Receptions:** 6 (at Oregon State, 2012)
- Receiving Yards:** 91 (vs. Sacramento State, 2014)
- Receiving TDs:** 1 (three times, last vs. Sacramento State, 2014)
- Long Reception:** 60TD (vs. Sacramento State, 2014)
- Kick Returns:** 1 (at Colorado, 2013)
- Kick Return Yards:** -1 (at Colorado, 2013)
- Long Kick Return:** -1 (at Colorado, 2013)
- All-Purpose Yards:** 91 (vs. Sacramento State, 2014)
- Tackles:** 1 (at Oregon State, 2012)
- Points:** 6 (three times, last vs. Sacramento State, 2014)


LONNY POWELL 22

RB, 5-10, 210 Sacramento, CA
FR-HS Sacramento HS

Powell began his career at Cal in January of 2015 as a mid-year enrollee. He was an All-American and two-way standout as a prep running back and linebacker who is beginning his Cal career as a running back. Powell was selected for the Semper Fidelis All-American Bowl® after his 2014 senior season in which he earned All-Sac-Joaquin Section, first-team All-Metro (Sacramento Bee) and Metropolitan League Defensive Player of the Year honors with the latter two both the second of his career. His defensive stats that came from a hybrid defensive end/linebacker position as a senior were highlighted by totals of 22.0 sacks, 36.0 tackles for loss and 95 tackles. He also added 969 all-purpose yards on offense for a team that finished 10-3 overall and reached the semifinals of the Division III Sac-Joaquin Section playoffs, rushing 65 times for 555 yards and seven touchdowns while making 20 catches for 414 yards receiving and 10 scores. Powell posted his biggest prep numbers on both offense (85 carries, 951 rushing yards, 10 TD; 1,206 all-purpose yards) and defense (118 tackles, 38.0 tackles for loss, 23.0 sacks) as a 2013 junior when he was a second-team All-State Underclass selection by Cal-Hi Sports and earned the first of back-to-back Metropolitan League Defensive Player of the Year honors for a team that finished 11-3 overall and reached the finals of the section playoffs.

OTHER

- ▶ Full name is Lonny J Powell
- ▶ Born November 26, 1997
- ▶ Parents are Lonny Powell and Latoya Givens
- ▶ Has spent time as a volunteer coach for the South Sacramento Vikings Pop Warner football team he played for as a youth
- ▶ One of nine children in his family as the middle of five boys while he also has four sisters
- ▶ Intended major is business administration


MALIK PSALMS 23

(salm)

CB, 6-2, 175 Chino Hills, CA
FR-HS Ayala HS

Psalms is a four-star prospect who ranked as high as the No. 27 cornerback in the nation by Rivals after a pair of productive seasons in his final two high school campaigns in 2013 and 2014 in which he combined for 86 tackles from his cornerback position. He especially came on late in his career, earning All-Sierra League honors and being named his school's Most Improved Defensive Player as a senior.

OTHER

- ▶ Full name is Malik Psalms
- ▶ Born July 2, 1997
- ▶ Parents are Marcus and Christina Psalms
- ▶ Has run a 4.47 40-yard dash according to Hudl
- ▶ Major is undeclared


EVAN RAMBO 24

S, 6-3, 190 Los Angeles, CA
FR-HS La Salle HS

Rambo spent his final prep season as a 2014 senior at La Salle High School and moved primarily to the defensive side of the ball where he is expected to play at Cal after seeing action on both sides of the ball during his previous two varsity campaigns at Verbum Dei High School. He was a first-team All-Del Rey selection as a 2013 junior quarterback when he rushed for 569 yards and seven touchdowns.

OTHER

- ▶ Full name is Evan Rambo
- ▶ Born December 31, 1996
- ▶ Parents are Donnie and Edwina Rambo
- ▶ Ran a 4.55 40-yard dash according to NCSA Athletic Recruiting
- ▶ Intended major is public health


JORDAN RIGSBEE 73

OL, 6-5, 300 Chico, CA
SR-3L Pleasant Valley HS

Rigsbee is the only Cal player to have started each of the team's 36 games over the past three seasons, splitting the starts between three different positions on the offensive line with 16 at left guard, 12 at right tackle and eight at center. He is currently slated to start at a fourth position at right guard as a senior in 2015. Rigsbee played a key role as a 2014 junior for a Cal offense that set or equaled 12 single-season school or modern-era school records and ranked in the top 15 nationally in five offensive categories.

CAL CAREER (2011 - PRESENT)

- ▶ Leads all active Cal players with 36 starts to rank second among the Pac-12's offensive linemen and is the only Cal player to have started every game possible over the last three seasons as well as one of only two Cal players to have participated in each of those contests with the other punter Cole Leininger
- ▶ Has split his 36 starts on the offensive line between three different positions, starting his first 16 games at left guard, his next eight at center and his last 12 at right tackle while he is slated to become a starter at a fourth offensive line position at right guard as a 2015 senior
- ▶ Has added one fumble recovery as a 2012 sophomore vs. UCLA and two tackles the same season with a career-high-tying single stop both at Utah and vs. Oregon

OTHER

- ▶ Full name is Jordan Anthony Rigsbee
- ▶ Born March 5, 1993
- ▶ Parents are Craig and Karla Rigsbee
- ▶ Father and uncle, Glen Rigsbee, played football at Utah State
- ▶ Father is the director of athletics and former head football coach at Butte College, as well as a former head football coach and offensive line coach at Pleasant Valley High School
- ▶ Brother, Tyler Rigsbee, was a member of the Cal football program from 2008-12, making the 2015 season the eighth consecutive campaign with at least one of the two brothers on the roster including the overlapping of their collegiate careers in 2011 and 2012
- ▶ Major is anthropology

RIGSBEE'S CAREER STATISTICS

TACKLES	G-GS	UA	A	Total	TFL-Yds	PD	FF	FR	BLK	QBH
2012	12-12	1	1	2	0.0-0	0	0	1	0	0
2013	12-12	0	0	0	0.0-0	0	0	0	0	0
2014	12-12	0	0	0	0.0-0	0	0	0	0	0
TOTAL	36-36	1	1	2	0.0-0	0	0	1	0	0

RIGSBEE'S CAREER GAME HIGHS

- Tackles:** 1 (twice, last vs. Oregon, 2012)
- Fumble Recoveries:** 1 (vs. UCLA, 2012)
- Fumble Return Yards:** 0 (vs. UCLA, 2012)
- Long Fumble Return:** 0 (vs. UCLA, 2012)



BUG RIVERA 31

RB/WR, 5-7, 180..... Cypress, CA
JR-SQ..... San Diego/Cypress HS

Rivera, a nephew of Cal Athletic Hall of Famer and current Carolina Panthers head coach Ron Rivera, will be looking for the first action of his career at

Cal in his second season as a 2015 junior. Rivera previously spent two campaigns at San Diego, where he redshirted as a 2012 true freshman before seeing his first collegiate action in 2013. He also played four varsity seasons at Cypress High School capped by a 2011 senior campaign in which he ran for 1,508 yards and 38 touchdowns to earn Empire League MVP and All-Southern Section first-team honors while leading his team to a conference title.

OTHER

- ▶ Full name is Vincent Austin Blake Rivera
- ▶ Born December 23, 1993
- ▶ Parents are John and Suzi Rivera
- ▶ Has marks of a 4.70 40-yard dash, 4.47 20-yard shuttle and 30.0" vertical jump all according to ESPN
- ▶ Volunteers for a Challenger League, which helps children with disabilities play sports
- ▶ Nephew of Cal Athletic Hall of Famer Ron Rivera, who is the current Carolina Panthers head coach and was the 2013 AP NFL Coach of the Year, as well as a former linebacker for the Chicago Bears (1984-92) and Cal (1980-83)
- ▶ Intended major is film



MATT ROCKETT 24

WR, 5-9, 180..... Santa Ana, CA
SO-1L.....Mater Dei HS

Rockett was one of five Cal true freshmen to play in each of the team's games in 2014 and contributed three receptions and 24 yards receiving. He

is expected to be in the mix for playing time again in 2015.

CAL CAREER (2014 - PRESENT)

- ▶ Has played in 12 games off the bench in his one season with the program in 2014, contributing three receptions for 24 yards
- ▶ Recorded career highs of two receptions and 13 yards receiving that included a career-long seven-yard catch in the season finale of his 2014 freshman season vs. BYU

OTHER

- ▶ Full name is Matthew Evan Rockett
- ▶ Born August 31, 1995
- ▶ Parents are Tom and Lanette Rockett
- ▶ Prep teammates of now Cal teammates Chase Forrest, Malik Mc-

- Morris, Justin Norbeck and Addison Ooms
- ▶ Intended major is business administration

ROCKETT'S CAREER STATISTICS

RECEIVING	G-GS	Rec	Yds	TD	Lg	Rec/G	Avg/C	Avg/G
2014	12-0	3	18	0	7	0.2	6.0	1.5
TOTAL	12-0	3	18	0	7	0.2	6.0	1.5

ALL-PURPOSE	G-GS	Rush	Rec	PR	KR	IR	Total	Avg/G
2014	12-0	0	18	0	0	0	18	1.5
TOTAL	12-0	0	18	0	0	0	18	1.5

ROCKETT'S CAREER GAME HIGHS

- Receptions:** 2 (vs. BYU, 2014)
- Receiving Yards:** 13 (vs. BYU, 2014)
- Long Reception:** 7 (vs. BYU, 2014)
- All-Purpose Yards:** 13 (vs. BYU, 2014)



LUKE RUBENZER 17

(ROO-benzer)

S/QB, 6-0, 195..... Scottsdale, AZ
SO-1L.....Saguaro HS

Rubenzer heads into the 2015 season as a potential starter at one safety spot after moving to the position during spring workouts following a 2014

true freshman campaign as the team's backup quarterback to Jared Goff. Rubenzer saw significant action in 11 games off the bench at quarterback as a rookie primarily on running packages and may still be used in that role in his second season at Cal even if he does end up playing on the defensive side of the ball. Rubenzer was the team's third-leading rusher and scorer on the ground as a freshman with 225 yards rushing and three touchdowns on 52 carries that were second on the team. He also completed 12-of-21 passes (57.1%) for 166 yards with two touchdowns and two interceptions for a 126.40 passer efficiency rating. Rubenzer joined Cal after a record-setting prep career that included a national record for career completion percentage (496-689, 71.9%) and Arizona state career records for passing yards (9,645) and touchdown passes (132).

CAL CAREER (2014 - PRESENT)

- ▶ Has played in 11 games off the bench all in his first season as a true freshman in 2014 when he completed 12-of-21 passes (57.1%) for 166 yards with two touchdowns and two interceptions for a 126.40 passer efficiency rating, with all of his career passing statistics ranking second behind Jared Goff among active Cal players
- ▶ Also has added 52 rushes for 225 yards and three touchdowns on the ground to rank third among all active Cal players in all three categories, while adding one reception for nine yards receiving and one punt for 39 yards that pinned the opponent inside the 20-yard line
- ▶ Fourth among active Cal players with 373 yards of total offense (207 rush, 166 pass), while he is tied for eighth in total touchdowns (3) and points (18), and 10th in all-purpose yards (216)
- ▶ Registered single-game career highs in several categories at Stanford as a true freshman with 12 rushes and 60 yards as well as completions and pass attempts as he was 5-of-9 for 49 yards but also threw a career-high two interceptions
- ▶ Also had a 17-yard rush that is the longest of his career and his lone tackle against Stanford as a true freshman, while picking up his single career reception for nine yards vs. Colorado and his single punt for 39 yards in the season finale vs. BYU
- ▶ Had the longest pass completion of his career with a 60-yard touchdown to Darius Powe on his first collegiate throw against Sacramento State as a true freshman
- ▶ Passer efficiency rating would be 10th in school history if he had the minimum number of 350 passing attempts

- ▶ Changed his uniform to his current No. 17 beginning with the 2015 season after wearing No. 8 in his first campaign with the Cal program in 2014 and 2015 spring practices

OTHER

- ▶ Full name is Luke Thomas Rubenzer
- ▶ Born May 16, 1996
- ▶ Parents are Dave and Peggy Rubenzer
- ▶ Intended major is business administration

RUBENZER'S CAREER STATISTICS

RUSHING	G-GS	Att	Yds	TD	Lg	Avg/C	Avg/G
2014	11-0	52	207	3	17	4.0	18.8
TOTAL	11-0	52	207	3	17	4.0	18.8

PASSING	G-GS	Comp-Att-Int	Yds	TD	Lg	Pct	Avg/P	Avg/G	Effic
2014	11-0	12-21-3	166	2	60	57.1	7.9	15.1	126.4
TOTAL	11-0	12-21-3	166	2	60	57.1	7.9	15.1	126.4

TOTAL OFFENSE	G-GS	Rush	Pass	Total	Avg/G
2014	11-0	207	166	373	33.9
TOTAL	11-0	207	166	373	33.9

RECEIVING	G-GS	Rec	Yds	TD	Lg	Rec/G	Avg/C	Avg/G
2014	11-0	1	9	0	9	0.1	9.0	0.8
TOTAL	11-0	1	9	0	9	0.1	9.0	0.8

SCORING	G-GS	TD	Rush	Pass	Retn	PAT	2PAT	FG	Total	Avg/G
2014	11-0	3	3	0	0	0	0	0	18	1.6
TOTAL	11-0	3	3	0	0	0	0	0	18	1.6

ALL-PURPOSE	G-GS	Rush	Rec	PR	KR	IR	Total	Avg/G
2014	11-0	207	9	0	0	0	216	19.6
TOTAL	11-0	207	9	0	0	0	216	19.6

PUNTING	G-GS	No.	Yards	Lg	Avg
2014	11-0	1	39	39	39.0
TOTAL	11-0	1	39	39	39.0

TACKLES	G-GS	UA	A	TOTAL	TFL-YDS	PD	FF	FR	BLK	QBH
2014	11-0	1	0	1	0.0-0	0	0	0	0	0
TOTAL	11-0	1	0	1	0.0-0	0	0	0	0	0

RUBENZER'S CAREER GAME HIGHS

- Rushes:** 12 (vs. Stanford, 2014)
- Rushing Yards:** 60 (vs. Stanford, 2014)
- Rushing TDs:** 2 (vs. Oregon, 2014)
- Long Rush:** 17 (vs. Stanford, 2014)
- Pass Completions:** 5 (vs. Stanford, 2014)
- Pass Attempts:** 9 (vs. Stanford, 2014)
- Passing Yards:** 84 (vs. Sacramento State, 2014)
- Passing TDs:** 1 (twice, last vs. UCLA, 2014)
- Long Pass:** 60TD (vs. Sacramento State, 2014)
- Interceptions:** 2 (vs. Stanford, 2014)
- Receptions:** 1 (vs. Colorado, 2014)
- Receiving Yards:** 9 (vs. Colorado, 2014)
- Long Reception:** 9 (vs. Colorado, 2014)
- All-Purpose Yards:** 60 (vs. Stanford, 2014)
- Punts:** 1 (vs. BYU, 2014)
- Punting Yards:** 39 (vs. BYU, 2014)
- Punting Average:** 39.0 (vs. BYU, 2014)
- Long Punt:** 39 (vs. BYU, 2014)
- Inside 20-Yard Line Punts:** 1 (vs. BYU, 2014)
- Tackles:** 1 (vs. Stanford, 2014)
- Points:** 12 (vs. Oregon, 2014)


CAMERON SAFFLE 51

DE, 6-3, 240..... Sammamish, WA
FR-HS..... Skyline HS

Saffle was a two-way high school standout for a program that won two state and three KingCo titles during his time as a prep. As a 2014 senior, he was named one of the Seattle Times Players of the Year, second-team Associated Press Washington 4-A All-State, All-County and Team Co-Defensive MVP, leading the squad in with 13.0 tackles for loss and 8.0 sacks (-39 yards) among his 39 tackles. He was the Seattle Times KingCo Co-Defensive Player of the Year, and an All-County and first-team All-KingCo District selection on defense as a 2013 junior after ranking second on the team and in the state with 13.0 sacks (-81 yards).

OTHER

- ▶ Full name is Cameron McCall Saffle
- ▶ Born July 13, 1996
- ▶ Parents are Thomas and Shauna Saffle
- ▶ Ran a 4.89 40-yard dash according to Nike SPARQ and had a combined shuttle score ranked in the 99th percentile
- ▶ Comes from an athletic family with brothers, Dillon and Maxwell Saffle, playing soccer and lacrosse at Saint Louis University and the United States Air Force Academy Prep School, respectively, while grandfather, Stephan Foley, played baseball and tennis at Rice
- ▶ Intended major is business administration


BRANDON SINGLETON 19

WR, 6-0, 165.....Boutte, LA
FR-HS..... Hahnville HS

Singleton moved from quarterback to wide receiver for his 2014 senior season and responded by earning honorable mention LHSAA Class 5A All-State and first-team 7-5A All-District honors when he had 50 catches for 907 yards receiving and 10 touchdown catches to lead his team to an 11-2 overall record and the quarterfinals of the Class 5A state playoffs. He is also a top prep hurdler who won both the 300 meter hurdles and 110 meter hurdles as a 2015 senior after winning the 300 meter hurdles with a Louisiana state record (37.43) during his 2014 junior season while also recording the nation's fourth-fastest time as a junior in 110 meter hurdles.

OTHER

- ▶ Full name is Brandon Nathaniel Singleton
- ▶ Born January 14, 1997
- ▶ Parents are Nate and Kim Singleton
- ▶ Father is a former NFL wide receiver who played for both the San Francisco 49ers and Baltimore Ravens after a collegiate career at Grambling State
- ▶ Has a 4.46 40-yard dash according to Hudl
- ▶ Goes by the nickname of 'B'
- ▶ Intended major is public health



CARLOS STRICKLAND **6**

WR, 6-4, 200*Dallas, TX*
FR-HS*Skyline HS*

Strickland was a Semper Fi All-American as a 2014 senior and four-star recruit who was among the nation's top 200 players overall according to Scout,

Rivals, 247 Composite and ESPN. Strickland ranked as high as No. 12 nationally at his wide receiver position according to Rivals, while Scout, 247Sports Composite and ESPN also had him among the nation's top 25. Strickland hauled in career totals of 84 catches for 1,770 yards receiving and 27 touchdown grabs during his final three prep seasons. Strickland was three-year starter and four-year varsity player for teams that combined for a 51-6 overall record, an undefeated 28-0 mark in District/Region games and reached the Texas Division I state semifinals during both his 2011 freshman and 2014 senior campaigns.

OTHER

- ▶ Full name is Carlos Lashun Strickland
- ▶ Born October 11, 1996
- ▶ Parents are Carlos Sr. and Barbara Strickland
- ▶ Grew up as a Cal fan in Texas
- ▶ Intended major is chemistry



QUENTIN TARTABULL **28**

(tarta-BULL)

S, 5-11, 190*Mission Hills, CA*
FR-RS*Bishop Alemany HS*

Tartabull is looking for his first action at Cal as a 2015 redshirt freshman after missing his entire 2014 true freshman campaign and 2015 spring practices following a season-ending injury during his first training camp in August of 2014. Tartabull was a starter for Serra League championship teams in each of his final three prep seasons but also missed much of his 2013 senior campaign due to injury. He did have a huge 2012 junior season when he contributed 125 tackles, 6.0 sacks, four pass breakups and one interception that he returned for a touchdown while playing linebacker to earn second-team MaxPreps All-State honors. He was recruited to Cal as a safety after moving to the position during his senior year in high school.

OTHER

- ▶ Full name is Quentin Riley Tartabull
- ▶ Born January 31, 1996
- ▶ Mother is Kellie Tartabull
- ▶ Uncle, Richard Branham, played basketball at Cal with Jason Kidd
- ▶ Aunt, Kristen Branham, graduated from the honor roll
- ▶ Intended major is media studies



AISEA TONGILAVA **55**

(isiah tong-uh-LAVA)

LB, 6-0, 220*Garden Grove, CA*
SO-1L*Orange Lutheran HS*

Tongilava is in the running for a starting position at the 'WILL' linebacker spot in 2015 after strong spring practices that he capped with a game-high

four tackles in the spring game. Tongilava also made a late surge during his 2014 freshman campaign when he played in each of the last eight games including his first career start in the season finale against BYU. He contributed seven tackles, 0.5 tackles for loss (-2 yards) and one quarterback hurry in his rookie season.

CAL CAREER (2014 - PRESENT)

- ▶ Has played in eight games with one start all as a 2014 true freshman and contributed seven tackles, 0.5 tackles for loss (-2 yards) and one quarterback hurry
- ▶ Had a career-high three tackles and the lone quarterback hurry of his career in the season finale of his true freshman season vs. BYU
- ▶ Had a career-high 0.5 tackles for loss (career-high -2 yards) in his first collegiate game at Washington State

OTHER

- ▶ Full name is Aisea Amone Tongilava
- ▶ Born November 24, 1995
- ▶ Parents are Aisea Tongilava and Talena Fifita
- ▶ Has testing results according to ESPN of 4.58 in the 40-yard dash, 4.28 in the 20-yard shuttle, 35.3" in the vertical jump, 38.5 in the power throw and a 105.45 SPARQ rating, as well as a 435 squat, 290 bench press and 35-inch vertical jump according to Scout
- ▶ A former junior All-American rugby player on the USA U17 team
- ▶ First person in his family to attend college
- ▶ Intended major is business administration

TONGILAVA'S CAREER STATISTICS

TACKLES	G-GS	UA	A	Total	TFL-Yds	PD	FF	FR	BLK	QBH
2014	8-1	2	5	7	0.5-2	0	0	0	0	1
TOTAL	8-1	2	5	7	0.5-2	0	0	0	0	1

TONGILAVA'S CAREER GAME HIGHS

- Tackles:** 3 (vs. BYU, 2014)
- Tackles For Loss:** 0.5 (at Washington State, 2014)
- Tackle For Loss Yards:** 2 (at Washington State, 2014)
- Quarterback Hurries:** 1 (vs. BYU, 2014)



MICHAEL TRANI **56**

(train-E)

OL, 6-3, 290*La Mirada, CA*
FR-RS*La Mirada HS*

Trani is looking to see his first action at Cal in 2015 after redshirting as a 2014 true freshman. He earned first-team Long Beach Press-Telegram Football Dream Team, second-team All-Suburban League and honorable mention Whittier Daily News All-Area recognition as a 2013 prep senior after playing on back-to-back Suburban League champions during his 2011 and 2012 sophomore and junior seasons while his squad made the postseason each of his final three prep campaigns.

OTHER

- ▶ Full name is Michael Joseph Trani
- ▶ Born January 31, 1996
- ▶ Parents are John and Rose Trani
- ▶ Intended major is interdisciplinary studies



BRYCE TREGGS **1**

WR, 6-0, 185*Inglewood, CA*
SR-3L*St. John Bosco HS*

Treggs is a national honors candidate who enters his 2015 senior season at Cal as the team's active career leader with 150 receptions and 1,550 yards receiving, while also leading all Cal receivers in starts (27) and tying for first among receivers in games played (33) over his first three seasons with the program. In addition, he is second among the team's active players with eight touchdown catches, as well as third in all-purpose yards (1,753), and fourth in total touchdowns (8) and points (48). Treggs has caught at least one pass in 32 of the 33 and each of the past 26 contests he

has played in heading into the 2015 campaign. He had a career-high six touchdown catches as a 2014 junior that followed an honorable mention All-Pac-12 selection during his 2013 sophomore season when he was on the Biletnikoff Award Watch List and led Cal with 77 receptions that are the fourth most in a single season in school history while ranking second on the team with 751 yards receiving. Treggs' father, Brian Treggs, is a member of the 2015 Cal Athletic Hall of Fame Class and will be honored at halftime of the team's home game against USC on October 31.

CAL CAREER (2012 - PRESENT)

- ▶ Has played in 33 games with 27 starts over his first three seasons in the program and leads all active players with 150 receptions and 1,550 receiving yards, while leading all receivers in starts and tying for first among all receivers in games played
- ▶ Has added eight touchdown receptions to rank second among active players and 48 points to rank fourth
- ▶ Begins his 2015 senior season needing 17 receptions, 785 yards receiving and seven touchdown receptions to catch the final numbers posted by his father during his Cal Athletic Hall of Fame career, while he is six catches outside of Cal's career top 10 in receptions
- ▶ Third among active players with a career total of 1,743 all-purpose yards, adding eight kick returns for 162 yards, 20 punt returns for 40 yards and three rushes for minus nine yards
- ▶ Had led or co-led Cal in receptions 10 times and yards receiving on five occasions
- ▶ Has caught at least one pass in 32 of the 33 games he has played in and each of the past 26 contests heading into the 2015 campaign
- ▶ Posted career bests of 77 receptions (fourth-best single season in school history) and 751 yards receiving as a 2013 sophomore, while his six touchdown grabs during his 2014 junior campaign were a career best
- ▶ Recorded career highs of 13 receptions and 145 yards receiving vs. Northwestern in the season-opener of his 2013 sophomore season as he combined with fellow receiver Chris Harper for 24 receptions and 293 yards receiving in the game to mark the third-highest single-game total for yards receiving in school history and the 11th time in school history that two players have both gone over the 100-yard receiving mark in the same contest
- ▶ Registered the longest catch of his career on an 80-yard touchdown grab at Arizona during his 2014 junior season
- ▶ Has other career highs of four kick returns and 71 kick return yards against Washington State, the longest kick return of his career on a 28-yarder at Oregon, and a career-high 22 punt return yards and the longest punt return of his career of 13 yards vs. Portland State all as a season when he was an honorable mention All-Pac-12 selection
- ▶ Played as an outside receiver in his first season of the Sonny Dykes' era as a 2013 sophomore before moving to his current inside receiver role prior to the 2014 campaign

OTHER

- ▶ Full name is Bryce Alan Treggs
- ▶ Born April 30, 1994
- ▶ Parents are Brian Treggs and Keisha Blanks
- ▶ Father has been selected as a member of the Cal Athletic Hall of Fame Class of 2015 and will be recognized at halftime of the team's contest against USC after a career at Cal from 1988-91 in which he set a then-school all-time record with 167 career catches that still ranks fifth, while his career yards receiving (2,335) and touchdown receptions (15) are still tied for fifth and eighth in school history
- ▶ Father spent one season in the NFL with the Seattle Seahawks in 1992 following his collegiate career
- ▶ Father has coached Bryce throughout his career, including serving as his wide receivers coach as a prep at St. John Bosco
- ▶ Major is legal studies

TREGGS' CAREER STATISTICS

RUSHING	G-GS	Att	Yds	TD	Lg	Avg/C	Avg/G
2012	9-8	1	-5	0	0	-5.0	-0.6
2013	12-9	1	-4	0	0	-4.0	-0.3
2014	12-10	1	0	0	0	0.0	0.0
TOTAL	33-27	3	-9	0	0	-3.0	-0.3

TOTAL OFFENSE	G-GS	Rush	Pass	Total	Avg/G
2012	9-8	-5	0	-5	-0.6
2013	12-9	-4	0	-4	-0.3
2014	12-10	0	0	0	0.0
TOTAL	33-27	-9	0	-9	-0.3

RECEIVING	G-GS	Rec	Yds	TD	Lg	Rec/G	Avg/C	Avg/G
2012	9-8	21	216	1	37	2.3	10.3	24.0
2013	12-9	77	751	1	50	6.4	9.8	62.6
2014	12-10	52	583	6	80	4.3	11.2	48.6
TOTAL	33-27	150	1550	8	80	4.5	10.3	47.0

SCORING	G-GS	TD	Rush	Pass	Retn	PAT	2PAT	FG	Total	Avg/G
2012	9-8	1	0	1	0	0	0	0	6	0.7
2013	12-9	1	0	1	0	0	0	0	6	0.5
2014	12-10	6	0	6	0	0	0	0	36	3.0
TOTAL	33-27	8	0	8	0	0	0	0	48	1.5

PUNT RETURNS	G-GS	No.	Yds	TD	Lg	Avg/R	Avg/G
2012	9-8	0	0	0	0	0.0	0.0
2013	12-9	19	39	0	13	2.1	3.2
2014	12-10	1	1	0	1	1.0	0.1
TOTAL	33-27	20	40	0	13	2.0	1.2

KICK RETURNS	G-GS	No.	Yds	TD	Lg	Avg/R	Avg/G
2012	9-8	0	0	0	0	0.0	0.0
2013	12-9	7	137	0	28	19.6	11.4
2014	12-10	1	25	0	25	25.0	2.1
TOTAL	33-27	8	162	0	28	20.2	4.9

ALL-PURPOSE	G-GS	Rush	Rec	PR	KR	IR	Total	Avg/G
2012	9-8	-5	216	0	0	0	211	23.4
2013	12-9	-4	751	39	137	0	923	76.9
2014	12-10	0	583	1	25	0	609	50.8
TOTAL	33-27	-9	1550	40	162	0	1743	52.8

TREGGS' CAREER GAME HIGHS

- Rushes:** 1 (three times, last vs. Sacramento State, 2014)
- Rushing Yards:** 0 (vs. Sacramento State, 2014)
- Long Rush:** 0 (vs. Sacramento State, 2014)
- Receptions:** 13 (vs. Northwestern, 2013)
- Receiving Yards:** 145 (vs. Northwestern, 2013)
- Receiving TDs:** 2 (at Washington State, 2014)
- Long Reception:** 80TD (at Arizona, 2014)
- Kick Returns:** 4 (vs. Washington State, 2013)
- Kick Return Yards:** 71 (vs. Washington State, 2013)
- Long Kick Return:** 28 (at Oregon, 2013)
- Punt Returns:** 4 (twice, last vs. Arizona, 2013)
- Punt Return Yards:** 22 (vs. Portland State, 2013)
- Long Punt Return:** 13 (vs. Portland State, 2013)
- All-Purpose Yards:** 145 (vs. Northwestern, 2013)
- Points:** 12 (at Washington State, 2014)



TREY TURNER **5**

S, 6-0, 180*Mobile, AL*
FR-HS*Murphy HS*

Turner was recruited by Cal as a defensive back after a standout prep career as a dual-threat quarterback in which he completed 296-of-431 passes (68.7%) for

3,879 yards and 34 touchdowns, while adding 2,334 rushing yards and 27 scores on 351 carries. He was named the News 5 Player of the Year as a 2014 senior when he totaled 1,873 passing yards on 147-of-216 passing (68.1%) with 13 touchdowns, while adding 1,097 yards rushing and 13 touchdowns on the ground over 160 carries.

OTHER

- ▶ Full name is Depirest Oscar Turner III
- ▶ Born September 19, 1996
- ▶ Parents are Depriest and Karen Turner
- ▶ Intended major is business administration



RUSSELL UDE **53**

(OOH-dey)

DT, 6-3, 260*Atlanta, GA*
FR-HS*The Westminster School*

Ude was a four-star recruit according to both Rivals and Tom Lemming and ranked as high as the nation's No. 20 strong-side defensive end prospect according

to Rivals. He played three varsity seasons at The Westminster School in the Atlanta area and capped his prep career as a 2014 senior when he led his squad to the state semifinals after his 2013 junior and 2012 sophomore teams had been stopped in the first and second round of the state playoffs.

OTHER

- ▶ Full name is Russell Tobena Ude
- ▶ Born November 25, 1996
- ▶ Parents are Victor and Ucce Ude
- ▶ Cousins Anthony Watson (England for Bath, England National Team), Marcus Watson (England National Team) and Callum Watson (London Irish, England Under-17 Team) play professional and club rugby
- ▶ Nickname is Chief
- ▶ Intended major is business administration



SEMISI ULUAVE **58**

(suh-MEE-c U-lu-wah-vey)

OL, 6-5, 345*Honolulu, HI*
FR-HS*Punahou HS*

Uluave was a four-star recruit that ranked among the nation's top players overall by Scout (No. 277), who also listed him as the nation's No. 14 offensive

guard. He was a four-year prep starter that played for teams that combined for a 38-7 overall record, while winning one state title, reaching the state finals in all four seasons and winning Interscholastic League of Honolulu titles each campaign. He was selected first-team All-State as a 2014 senior for a squad that registered an 8-1 overall record, won an ILH crown with a 6-0 conference mark and reached the state championship title game. His 2013 junior team won the state title and finished 11-0 overall. Uluave was selected All-ILH in each of his final three seasons as well as second-team All-State a junior.

OTHER

- ▶ Full name is Semisi Mosese Uluave
- ▶ Born May 31, 1996
- ▶ Parents are Semisi and Caroline Uluave
- ▶ Father played college football at Utah
- ▶ Participated in The Opening and the Oakland Nike Football Training Camp in 2014
- ▶ Intended major is business administration



KHARI VANDERBILT **29**

(kuh-HARI rhymes with safari)

S, 6-1, 195*San Jose, CA*
JR-JC ..*San Jose City College/Independence HS*

Vanderbilt capped a strong junior college career as a 2014 sophomore when he earned first-team Region II All-State honors and the second of back-to-back

first-team All-Coast Conference choice for a defensive unit that ranked second in the state in interception returns, fourth in interception return average and 12th in interceptions with 17 interceptions for 487 yards and an average of 28.6 yards per interception return. He shared the team lead with three interceptions, two forced fumbles and two fumble recoveries, while ranking second in interception return yards (93) and tackles (82), and tied for second in pass breakups (4), and adding 2.5 tackles for loss (-7 yards).

OTHER

- ▶ Full name is Khari Vanderbilt
- ▶ Born June 3, 1995
- ▶ Mother is Ayanna Vanderbilt
- ▶ Ran a 4.50 40-yard dash according to Hudl and Scout
- ▶ Intended major is business administration



CAMERON WALKER **3**

CB/S, 5-10, 185*Los Angeles, CA*
JR-2L*Loyola HS*

Walker is a versatile defensive back who has played and started at both safety and cornerback during his Cal career and should again be in the mix to

start or see significant action at either spot as a 2015 junior. Walker was recruited to Cal as a cornerback but spent most of his 2013 true freshman season as a starter at safety before moving back to cornerback and starting at the position for the majority of his sophomore campaign. He enters the 2015 campaign with 18 starts to his credit over his first two seasons to rank second among the team's defensive players. Walker is Cal's active career leader in interception return yards (39) and blocked kicks (1), while sharing the team's active career lead in pass breakups (7) and forced fumbles (1).

CAL CAREER (2013 - PRESENT)

- ▶ A versatile defensive back who has played in 22 games with 18 starts to rank second among defensive players and sixth overall including eight starts at strong safety as a 2013 true freshman and 10 at cornerback during his 2014 sophomore campaign
- ▶ Cal's active career leader in interception return yards (39) and blocked kicks (1), while sharing the lead in pass breakups (7) and forced fumbles (1), ranking third in passes defended (8), tied for third in interceptions (1) and pass breakups (7), and fourth in tackles (120)
- ▶ Posted a career-high 65 tackles and his lone career forced fumble as a freshman followed by a sophomore season in which he set career marks for interceptions (1), interception return yards (39),

- passes defended (5), pass breakups (4) and blocked kicks (1)
- ▶ Has twice recorded a career-high-tying 13 tackles vs. Arizona as a true freshman and vs. Colorado during his sophomore campaign
- ▶ Has twice had a career-high-tying 0.5 tackles for loss for a career-high-tying one tackle for loss yard at Oregon as a true freshman and at Washington State as a sophomore
- ▶ Has twice had a career-high-tying two pass breakups vs. Oregon State as a true freshman and Washington as a sophomore
- ▶ Has his lone career fumble recovery at Oregon as a true freshman
- ▶ Has recorded the only blocked kick by a current Cal player with a blocked a field goal vs. Washington and his lone career interception that he returned for a career-long 39 yards vs. UCLA both as a sophomore, while his only career forced fumble has come at Oregon as a freshman
- ▶ Has led or co-led the team in tackles on five occasions, including twice as a sophomore (vs. Colorado, at Oregon State) and three times in consecutive games as a true freshman (vs. Oregon State, at Washington, vs. Arizona)
- ▶ Earned second-team Pac-12 All-Academic honors during his sophomore campaign
- ▶ Switched to his current uniform No. 3 following his first campaign at Cal when he wore No. 14
- ▶ Recruited to Cal as a cornerback before moving to safety during his freshman year and back to cornerback as a sophomore

OTHER

- ▶ Full name is Cameron Broussard Walker
- ▶ Born September 26, 1995
- ▶ Parents are Charles Jr. and Lynette Walker
- ▶ Brother is Charles Walker III
- ▶ Major is business administration

WALKER'S CAREER STATISTICS

INTERCEPTIONS	G-GS	No.	Yds	TD	Lg	Avg/R	Avg/G
2013	10-8	0	0	0	0	0.0	0.0
2014	12-10	1	39	0	39	39.0	3.2
TOTAL	22-18	1	39	0	39	39.0	1.8

ALL-PURPOSE	G-GS	Rush	Rec	PR	KR	IR	Total	Avg/G
2013	10-8	0	0	0	0	0	0	0.0
2014	12-10	0	0	0	0	39	39	3.2
TOTAL	22-18	0	0	0	0	39	39	1.8

TACKLES	G-GS	UA	A	Total	TFL-Yds	PD	FF	FR	BLK	QBH
2013	10-8	43	22	65	0.5-1	3	1	0	0	0
2014	12-10	38	17	55	0.5-1	5	0	0	1	0
TOTAL	22-18	81	39	120	1.0-2	8	1	0	1	0

WALKER'S CAREER GAME HIGHS

- Tackles:** 13 (twice, last vs. Colorado, 2014)
- Tackles For Loss:** 0.5 (twice, last at Washington State, 2014)
- Tackle For Loss Yards:** 1 (twice, last at Washington State, 2014)
- Forced Fumbles:** 1 (at Oregon, 2013)
- Interceptions:** 1 (vs. UCLA, 2014)
- Interception Return Yards:** 39 (vs. UCLA, 2014)
- Long Interception Return:** 39 (vs. UCLA, 2014)
- Pass Breakups:** 2 (twice, last vs. Washington, 2014)
- All-Purpose Yards:** 39 (vs. UCLA, 2014)
- Blocked Kicks:** 1 (vs. Washington, 2014)


TRE WATSON
5

RB, 5-10, 195 Corona, CA
SO-1L Centennial HS

Watson was one of five true freshmen to play in all 12 games in 2014 and made significant contributions especially as a kick returner with a team-high 20 kick returns for 407 yards and a 20.4 average as he spent much of the second half of the season as the team's primary kick returner. He also saw action in the backfield, rushing 25 times for 94 yards. Watson is expected to play a significant role in both areas again as a 2015 sophomore.

CAL CAREER (2014 - PRESENT)

- ▶ Has played in 12 games off the bench in his one season with the program as a true freshman in 2014
- ▶ Ranks second among active Cal players with 20 kick returns as well as third with 407 kick return yards and a 20.4 yards per kick return average
- ▶ Has also recorded 94 yards rushing and one score on the ground on 25 carries to rank fifth among active Cal players in each category (tied for fifth in rushing touchdowns)
- ▶ Has a total of 506 all-purpose yards to rank eighth among active Cal players, adding one punt return for four yards and one reception for one yard
- ▶ Registered single-game career highs of eight kick returns, 165 kick return yards (also 165 all-purpose yards) as a true freshman at USC and also had a 28-yard kick return that tied for the longest of his career with a 28-yarder the same season vs. Oregon
- ▶ Posted single-game career highs of seven carries and 26 yards rushing vs. Sacramento State as a true freshman, while adding the lone punt return of his career for four yards in the same contest
- ▶ Had the longest run of his career with a 13-yarder at Oregon State as a true freshman
- ▶ Scored the lone touchdown of his career on a nine-yard run in the season finale of his true freshman campaign vs. BYU
- ▶ Had his lone career reception for one yard receiving in the season-opener of his true freshman campaign at Northwestern
- ▶ Has led Cal in kick returns and kick return yards three times each

OTHER

- ▶ Full name is John Earl Watson
- ▶ Born February 19, 1996
- ▶ Parents are Kenneth and Desiree Carter
- ▶ Ran a 4.4 40-yard dash according to Bear Insider
- ▶ Intended major is media studies

WATSON'S CAREER STATISTICS

RUSHING	G-GS	Att	Yds	TD	Lg	Avg/C	Avg/G
2014	12-0	25	94	1	13	3.8	7.8
TOTAL	12-0	25	94	1	13	3.8	7.8

TOTAL OFFENSE	G-GS	Rush	Pass	Total	Avg/G
2014	12-0	94	0	94	7.8
TOTAL	12-0	94	0	94	7.8

RECEIVING	G-GS	Rec	Yds	TD	Lg	Rec/G	Avg/C	Avg/G
2014	12-0	1	1	0	1	0.1	1.0	0.1
TOTAL	12-0	1	1	0	1	0.1	1.0	0.1

SCORING	G-GS	TD	Rush	Pass	Retn	PAT	2PAT	FG	Total	Avg/G
2014	12-0	1	1	0	0	0	0	0	6	0.5
TOTAL	12-0	1	1	0	0	0	0	0	6	0.5

PUNT RETURNS	G-GS	No.	Yds	TD	Lg	Avg/R	Avg/G
2014	12-0	1	4	0	4	4.0	0.3
TOTAL	12-0	1	4	0	4	4.0	0.3

KICK RETURNS	G-GS	No.	Yds	TD	Lg	Avg/R	Avg/G
2014	12-0	20	407	0	28	20.4	33.9
TOTAL	12-0	20	407	0	28	20.4	33.9

ALL-PURPOSE	G-GS	Rush	Rec	PR	KR	IR	Total	Avg/G
2014	12-0	94	1	4	407	0	506	42.2
TOTAL	12-0	94	1	4	407	0	506	42.2

WATSON'S CAREER GAME HIGHS

- Rushes:** 7 (vs. Sacramento State, 2014)
- Rushing Yards:** 26 (vs. Sacramento State, 2014)
- Rushing TDs:** 1 (vs. BYU, 2014)
- Long Rush:** 13 (at Oregon State, 2014)
- Receptions:** 1 (at Northwestern, 2014)
- Receiving Yards:** 1 (at Northwestern, 2014)
- Long Reception:** 1 (at Northwestern, 2014)
- Kick Returns:** 8 (at USC, 2014)
- Kick Return Yards:** 165 (at USC, 2014)
- Long Kick Return:** 28 (twice, last at USC, 2014)
- All-Purpose Yards:** 165 (at USC, 2014)
- Points:** 6 (vs. BYU, 2014)



COLE WEBB 18

QB, 6-0, 180 San Pedro, CA
SR-SQ El Camino College/
 Mary Star of the Sea HS

Webb played in one game against Sacramento State without recording any statistics other than participation during his first season at Cal as a 2014 junior and heads into his 2015 senior campaign as the fifth quarterback on the depth chart. Webb arrived at Cal as a mid-year enrollee in January of 2014 after playing two seasons at El Camino College during his three campaigns at the school. He completed 73-of-119 passes (61.3%) for 1,107 yards with eight touchdowns and four interceptions in the first four games of the campaign as a 2013 sophomore before suffering a season-ending injury that would also limit his action at Cal through the spring of 2014.

CAL CAREER (2014 - PRESENT)

- ▶ Has played in one game off the bench as a 2014 junior vs. Sacramento State without recording any statistics other than participation

OTHER

- ▶ Full name is Cole Michael Webb
- ▶ Born September 24, 1992
- ▶ Parents are Michael and Deann Webb
- ▶ Has run a 4.43 40-yard dash according to Hudl
- ▶ Major is political science

WEBB'S CAREER STATISTICS

PARTICIPATION	G-GS	
2014	1-0	No other statistics
TOTAL	1-0	No other statistics



KYLE WELLS 87

TE, 6-3, 230 Loomis, CA
FR-RS Del Oro HS

Wells is looking to see his first action at Cal in 2015 after redshirting as a 2014 true freshman. He earned Sacramento All-Metro honors as a tight end and first-team All-Sierra Foothill League recognition as a linebacker during his 2013 senior campaign as a prep. His senior squad finished 13-3 overall and 5-0 in the SFL, reaching the state finals after winning Northern California Division I, Sac-Joaquin Section Division II and SFL titles.

OTHER

- ▶ Full name is Kyle Matthew Wells
- ▶ Born July 27, 1995
- ▶ Parents are Mike and Kristin Wells
- ▶ Father played in the NFL for the San Francisco 49ers and collegiately at San Diego State
- ▶ Intended major is business administration



NOAH WESTERFIELD 33

DE, 6-3, 245 Frisco, TX
SO-1L Wakeland HS

Westerfield played in all 12 games and made five starts as a true freshman in 2014, moving into a starting spot at defensive end shortly after a season-ending injury to Brennan Scarlett. He produced a solid campaign with 17 tackles to go along with 1.0 tackle for loss (-4 yards) and three quarterback hurries that ranked tied for second on the team.

CAL CAREER (2014 - PRESENT)

- ▶ Has played in 12 games with five starts and contributed 17 tackles along with 1.0 tackle for loss (-4 yards) and three quarterback hurries with all of the numbers coming in his first season with the program as a true freshman in 2014
- ▶ Had a career-high five tackles vs. Oregon, as well as 1.0 tackle for loss (-4 yards) that is his lone stop in the backfield and a career-high two quarterback hurries against Colorado, all in his true freshman campaign

OTHER

- ▶ Full name is Daniel Noah Westerfield
- ▶ Born September 5, 1995
- ▶ Parents are Kevin and Shirley Westerfield
- ▶ Had a 40-yard dash of 4.69 according to Rivals, while his ESPN testing results checked in at 4.96 for the 40-yard dash, 4.79 in the 20-yard shuttle, 27.8 inches for the vertical jump, 33.5 inches for the power throw and a SPARQ rating of 65.07
- ▶ Sister, Danielle Westerfield, plays basketball for Northwestern State
- ▶ Intended major is business administration

WESTERFIELD'S CAREER STATISTICS

TACKLES	G-GS	UA	A	Total	TFL-Yds	PD	FF	FR	BLK	QBH
2014	12-5	9	8	17	1.0-4	0	0	0	0	3
TOTAL	12-5	9	8	17	1.0-4	0	0	0	0	3

WESTERFIELD'S CAREER GAME HIGHS

- Tackles:** 5 (vs. Oregon, 2014)
- Tackles For Loss:** 1.0 (vs. Colorado, 2014)
- Tackle For Loss Yards:** 4 (vs. Colorado, 2014)
- Quarterback Hurries:** 2 (vs. Colorado, 2014)


VIC WHARTON **7**
(WAR-tin)
WR, 6-0, 200.....Spring Hill, TN
SO-1L..... Tennessee/Independence HS

Wharton saw game action as a 2014 true freshman at Tennessee before transferring to Cal, where he will be expected to redshirt the 2015 campaign as

he is forced to sit out the season due to NCAA transfer rules. Wharton's highlight during his lone season at Tennessee came when he made his longest career catch for a 49-yard reception in a TaxSlayer Bowl win over Iowa. He put up huge career numbers, combining for 3,999 all-purpose yards (1,423 receiving, 1,207 kick return, 848 rushing, 521 punt return) and 35 touchdowns with 12 rushing, 12 receiving and 11 on returns.

OTHER

- ▶ Full name Victor LaRoy Wharton III
- ▶ Born May 31, 1995
- ▶ Parents are Victor Jr. and Robin Wharton
- ▶ Uncle, Brandon Wharton, played college basketball at Tennessee in the late 1990's
- ▶ Ran a 4.38 40-yard dash according to Hudl
- ▶ Major is sociology


DARIUS WHITE **6**
CB, 6-0, 180Grenada, MS
**SR-1L Itawamba Community College/
 Grenada HS**

White is projected as a starter at one cornerback spot after moving into a starting role at the position late in his 2014 junior campaign and backing that up with a strong series of 2015 spring practices. He played in 10 games with three starts over the last five contests in his rookie season at Cal after transferring from Itawamba Community College and contributed 28 tackles, one interception and three pass breakups. Prior to his arrival at Cal, White was ranked as the nation's top junior college cornerback in the 2014 recruiting class by JC Gridiron and earned a MACJC All-State selection during his 2013 sophomore season.

CAL CAREER (2013 - PRESENT)

- ▶ Has played in 10 games with three starts and contributed 28 tackles along with one interception and three pass breakups all in his first season with the program as a 2014 junior after transferring following two campaigns at Itawamba Community College
- ▶ Ranks tied for fourth among active Cal players in career interceptions, while he is tied for seventh in pass breakups
- ▶ Had a career-high seven tackles in the season finale vs. BYU, a career-high single interception vs. Stanford, and a career-high-tying one pass breakup on three occasions at Washington State, vs. UCLA and vs. Oregon all as a junior

OTHER

- ▶ Full name is Darius Chrisean White
- ▶ Born December 12, 1993
- ▶ Mother is Martha White
- ▶ Runs the 40-yard dash in 4.48 according to Rivals, while bench pressing 265 pounds and squatting 375
- ▶ Intended major is sociology

WHITE'S CAREER STATISTICS

INTERCEPTIONS	G-GS	No.	Yds	TD	Lg	Avg/R	Avg/G
2014	10-3	1	0	0	0	0.0	0.0
TOTAL	10-3	1	0	0	0	0.0	0.0

ALL-PURPOSE	G-GS	Rush	Rec	PR	KR	IR	Total	Avg/G
2014	10-3	0	0	0	0	0	0	0.0
TOTAL	10-3	0	0	0	0	0	0	0.0

TACKLES	G-GS	UA	A	Total	TFL-Yds	PD	FF	FR	BLK	QBH
2014	10-3	14	14	28	0.0-0	4	0	0	0	0
TOTAL	10-3	14	14	28	0.0-0	4	0	0	0	0

WHITE'S CAREER GAME HIGHS

- Tackles:** 7 (vs. BYU, 2014)
- Interceptions:** 1 (vs. Stanford, 2014)
- Interception Return Yards:** 0 (vs. Stanford, 2014)
- Long Interception Return:** 0 (vs. Stanford, 2014)
- Pass Breakups:** 1 (three times, last vs. Oregon, 2014)
- All-Purpose Yards:** 0 (vs. Stanford, 2014)


NICK WHITE **32**
WR, 6-2, 185.....Irvine, CA
FR-RSBeckman HS

White is looking for his first action at Cal in 2015 after redshirting as a true freshman in 2014. He compiled career offensive totals of 54 receptions for 1,046 yards receiving and 12 scoring grabs during four prep campaigns with all but one reception, one TD catch and 29 yards receiving coming in his final two seasons. He also played four campaigns of prep lacrosse.

OTHER

- ▶ Full name is Nicholas Donald White
- ▶ Born June 26, 1995
- ▶ Parents are Christopher and Stefanie White
- ▶ Intended major is operations research and management science


JOEL WILLIS **18**
CB, 5-11, 190Garden Grove, CA
SR-2L..... Pacifica HS

Willis has played both cornerback and wide receiver during his first four seasons at Cal including a redshirt freshman campaign in 2011 but has spent most of his time on the defensive side of the ball and special teams where he is expected to play in 2015. Willis, who has seen limited action since the spring of 2014 due to injuries, made his strongest contributions as a 2013 sophomore when he had career highs of 24 tackles, three pass breakups and one forced fumble, and briefly moved into a starting cornerback role for a single game at Washington. All of his career stats other than the seven tackles he contributed when he played in all 12 games off the bench as a 2012 redshirt freshman and the two tackles he had in one game during his 2014 junior campaign were recorded as a sophomore.

CAL CAREER (2011 - PRESENT)

- ▶ Has been limited by injuries but still managed to play in 23 games with one start over the last three seasons of his first four campaigns with the program after redshirting as a true freshman in 2011
- ▶ Has played both cornerback and wide receiver as well as been a regular on special teams throughout the first three seasons at Cal and is currently in cornerback and special teams roles

- ▶ Has career totals of 33 tackles, 0.5 tackles for loss (0 yards), three pass breakups and one forced fumble
- ▶ Ranks tied for fourth among Cal's active career leaders in forced fumbles and tied for seventh in pass breakups
- ▶ Has recorded all of his single-game career highs as a 2013 sophomore with seven tackles vs. Ohio State, one forced fumble vs. Northwestern and career-high-tying single pass breakups at Oregon, vs. Oregon State and at Washington, as well his lone 0.5 tackles for loss (-0 yards) at Washington
- ▶ Changed his uniform to his current No. 18 beginning with 2012 spring workouts after wearing No. 17 in his first season with the program in 2011

OTHER

- ▶ Full name is Joel Cameron Willis
- ▶ Born July 2, 1993
- ▶ Parents are Ray and Joy Willis
- ▶ Major is legal studies

WILLIS' CAREER STATISTICS

TACKLES	G-GS	UA	A	Total	TFL-Yds	PD	FF	FR	BLK	QBH
2012	12-0	5	2	7	0.0-0	0	0	0	0	0
2013	10-1	14	10	24	0.5-0	3	1	0	0	0
2014	1-0	2	0	2	0.0-0	0	0	0	0	0
TOTAL	23-1	21	12	33	0.5-0	3	1	0	0	0

WILLIS' CAREER GAME HIGHS

- Tackles:** 7 (vs. Ohio State, 2013)
- Tackles For Loss:** 0.5 (at Washington, 2013)
- Tackle For Loss Yards:** 0 (at Washington, 2013)
- Forced Fumbles:** 1 (vs. Northwestern, 2013)
- Pass Breakups:** 1 (three times, last at Washington, 2013)



DEVANTE WILSON 95

DE, 6-5, 265..... Corona, CA
JR-JCRiverside Community College/USC/Corona HS

Wilson began his career at Cal in January of 2015 as a mid-year enrollee and should be in the mix to see playing time at defensive end in his first season as a 2015 junior. He was a Prepstar All-American as a 2010 high school senior and a four-star recruit in the 2011 recruiting class from Corona High School after a prep career that included 192 tackles and 11.5 sacks over three campaigns from 2008-10. Wilson missed the 2011 season due to injury before spending the 2012 campaign at USC but was also sidelined by injuries. He transferred to Riverside Community College for his 2013 redshirt freshman and 2014 sophomore campaigns, returning to form in his second junior college season when he recorded 36 tackles, 12.0 tackles for loss (-41 yards) and 3.0 sacks (-18 yards) to earn first-team All-Southern California Football Association National Central League honors for a 10-2 team that reached the Southern California Regional final.

OTHER

- ▶ Full name is DeVante Eugene Wilson
- ▶ Born December 15, 1992
- ▶ Parents are Gregory and Cynthia Madden Wilson
- ▶ The father of a newborn daughter, Avery Denell Wilson
- ▶ Has run a 4.6 40-yard dash according to Rivals
- ▶ Intended major is media studies



PATRICK WORSTELL 88

(WORE-stell)

WR, 6-2, 190 Danville, CA
JR-1LSan Ramon Valley HS

Worstell has worked with both the wide receiver and defensive backs groups during his first three seasons at Cal including his 2012 redshirt freshman season and is expected to start the 2015 campaign as a wide receiver in addition to continuing his role as a valuable special teams player. Worstell was a wide receiver for his first two seasons at Cal and into the team's 2014 training camp before being moved to defensive back for his sophomore campaign, where he stayed through the team's 2015 spring practice sessions. He contributed seven tackles, one forced fumble and one pass breakup during his 2014 sophomore campaign as a backup defensive back and special teams player.

CAL CAREER (2012 - PRESENT)

- ▶ Has played in eight games off the bench and on special teams and contributed seven tackles along with one forced fumble and one pass breakup all in his third season with the program as a 2014 sophomore after not playing in his first two campaigns as a 2012 true freshman and 2013 redshirt freshman
- ▶ Ranks tied for fourth among active Cal players in career forced fumbles
Recorded a career-high three tackles and his lone career forced fumble as a sophomore vs. UCLA, while his first and only career pass breakup came the same season vs. Washington
- ▶ Began his college career as a wide receiver, moved to safety during 2014 training camp and returned to wide receiver following 2015 spring practices
- ▶ Changed his uniform to his current No. 88 beginning with 2013 spring practices after wearing No. 25 in his first season with the Cal program in 2012

OTHER

- ▶ Full name is Patrick Witherspoon Worstell
- ▶ Born February 15, 1994
- ▶ Parents are Peter Worstell and Helen Groh Worstell
- ▶ Sister is Jennifer Worstell
- ▶ Has worked at several lacrosse and football camps
- ▶ Father was a four-time All-American lacrosse player at Maryland and has been the varsity lacrosse coach at San Ramon Valley High School since the program's inception in 2001
- ▶ Uncles, Tim and Tom Worstell (Maryland), and Paul Worstell (North Carolina) all played collegiate lacrosse, as did grandfather, Gaylord Worstell (Syracuse)
- ▶ Involved in the Wounded Warrior Project, selling bracelets to support wounded soldiers and their families
- ▶ Major is American studies

WORSTELL'S CAREER STATISTICS

TACKLES	G-GS	UA	A	Total	TFL-Yds	PD	FF	FR	BLK	QBH
2014	8-0	4	3	7	0.0-0	1	1	0	0	0
TOTAL	8-0	4	3	7	0.0-0	1	1	0	0	0

WORSTELL'S CAREER GAME HIGHS

- Tackles:** 3 (vs. UCLA, 2014)
- Forced Fumble:** 1 (vs. UCLA, 2014)
- Pass Breakups:** 1 (vs. Washington, 2014)

OPPONENTS



KENNY LAWLER

Wide Receiver

CALIFORNIA

OPPONENTS

GAME 1

**GRAMBLING STATE
TIGERS**



Sept. 5, 2015 (2:00 p.m.)
Kabm Field at Memorial Stadium
Berkeley, CA
TV: Pac-12 Networks

Location: Grambling, LA
Enrollment: 4,504
Colors: Black and Gold
Conference: Southwestern Athletic
Stadium: Eddie Robinson Stadium (26,000)
Surface: Natural Grass
President: Dr. Willie Larkin
Interim Athletic Director: Dr. Obadiah Simmons
Head Coach: Broderick Fobbs
Career Record (Seasons): 7-5 (1)
Grambling State Record (Seasons): 7-5 (1)
2014 Records: 7-5 (7-2 SWAC)
2014 Bowl: None
Lead Football SID: Robert Vogel
Phone: (318) 274-6562
Email: vogelr@gram.edu
Website: gsutigers.com
Series: First Meeting

GAME 2

**SAN DIEGO STATE
AZTECS**



Sept. 12, 2015 (2:00 p.m.)
Kabam Field at Memorial Stadium
Berkeley, CA
TV: Pac-12 Networks

Location: San Diego, CA
Enrollment: 33,726
Colors: Scarlet and Black
Conference: Mountain West
Stadium: Qualcomm Stadium (54,000)
Surface: Natural Grass
Press Box Phone: (619) 281-0405
President: Dr. Elliot Hirshman
Director of Athletics: Jim Sterk
Head Coach: Rocky Long
Career Record (Seasons): 97-89 (15)
San Diego State Record (Seasons): 30-17 (4)
2014 Records: 7-6 (5-3 Mountain West)
2014 Bowl: Poinsettia vs. Navy (L, 17-16)
Lead Football SID: Mike May
Phone: (619) 957-8372
Email: mmay@mail.sdsu.edu
Website: goaztecs.com
Series: Tied, 3-3
Last Meeting: at Cal 42, San Diego State 37 (9/14/96)
Current Win Streak: Cal (1)

GAME 3

**TEXAS
LONGHORNS**



Sept. 19, 2015 (4:30 p.m. PT)
Darrell K Royal Memorial Stadium
Austin, TX
TV: FOX

Location: Austin, TX
Enrollment: 52,076
Colors: Burnt Orange and White
Conference: Big 12
Stadium: Darrell K Royal Memorial Stadium (100,119)
Surface: FieldTurf
Press Box Phone: (512) 471-7437
President: Bill Powers
Men's Athletic Director: Steve Patterson
Head Coach: Charlie Strong
Career Record (Seasons): 43-22 (5)
Texas Record (Seasons): 6-7 (1)
2014 Records: 6-7 (5-4 Big 12)
2014 Bowl: AdvoCare V100 vs. Arkansas (L, 31-7)
Interim Lead Football SID: Thomas Stepp
Phone: (512-471-7877)
Email: thomas.stepp@athletics.utexas.edu
Website: texasports.com
Series: Texas leads, 5-0
Last Meeting: Texas 21, Cal 10 (11/28/11 - 2011 Holiday Bowl)
Last Meeting at Texas: at Texas 35, Cal 7 (9/19/70)
Current Win Streak: Texas (5)

GAME 4

**WASHINGTON
HUSKIES**



Sept. 26, 2015 (TBA)
Husky Stadium
Seattle, WA
TV: TBA

Location: Seattle, WA
Enrollment: 45,213
Colors: Purple and Gold
Conference: Pac-12
Stadium: Husky Stadium (70,138)
Surface: FieldTurf
Press Box Phone: (206) 381-7555
Interim President: Ana Mari Cauce
Director of Athletics: Scott Woodward
Head Coach: Chris Peterson
Career Record (Seasons): 100-18 (9)
Washington Record (Seasons): 8-6 (1)
2014 Records: 8-6 (4-5 Pac-12)
2014 Bowl: Cactus vs. Oklahoma State (L, 30-22)
Lead Football SID: Jeff Bechtold
Phone: (206) 685-7910
Email: bechtold@uw.edu
Website: gohuskies.com
Series: Washington leads, 52-38-4
Last Meeting: Washington 31, at Cal 7 (10/11/14)
Last Meeting at UW: at Washington 41, Cal 17 (10/26/13)
Last Cal Win: at Cal 48, Washington 7 (12/6/08)
Current Win Streak: Washington (6)

GAME 5

**WASHINGTON STATE
COUGARS**



Oct. 3, 2015 (TBA)
Kabam Field at Memorial Stadium
Berkeley, CA
TV: TBA

Location: Pullman, WA
Enrollment: 19,446
Colors: Crimson and Gray
Conference: Pac-12
Stadium: Martin Stadium (32,952)
Surface: FieldTurf
Press Box Phone: (509) 335-2684
Interim President: Dr. Daniel J. Bernardo
Athletic Director: Bill Moos
Head Coach: Mike Leach
Career Record (Seasons): 96-68 (13)
WSU Record (Seasons): 12-25 (3)
2014 Records: 3-9 (2-7 Pac-12)
2014 Bowl: None
Lead Football SID: Bill Stevens
Phone: (509) 335-4294
Email: wsstevens@wsu.edu
Website: wsucougars.com
Series: Cal leads, 45-26-5
Last Meeting: Cal 60, at WSU 59 (10/4/14)
Last Meeting at Cal: WSU 44, at Cal 22 (10/5/13)
Current Win Streak: Cal (1)

GAME 6

**UTAH
UTES**



Oct. 10, 2015 (TBA)
Rice-Eccles Stadium
Salt Lake City, UT
TV: TBA

Location: Salt Lake City, UT
Enrollment: 32,077
Colors: Red and White
Conference: Pac-12
Stadium: Rice-Eccles Stadium (45,807)
Surface: Field Turf
Press Box Phone: (801) 581-4783/8210
President: David W. Pershing
Director of Athletics: Dr. Chris Hill
Head Coach: Kyle Whittingham
Career Record (Seasons): 85-43 (10)
Utah Record (Seasons): Same
2014 Records: 9-4 (5-4 Pac-12)
2014 Bowl: Las Vegas vs. Colorado State (W, 45-10)
Lead Football SID: Liz Abel
Phone: 801-581-3511
E-mail: label@huntsman.utah.edu
Website: UtahUtes.com
Series: Cal leads, 5-4
Last Meeting: at Utah 49, Cal 27 (10/27/12)
Last Meeting at Cal: at Cal 34, Utah 10 (10/22/11)
Current Win Streak: Utah (1)

OPPONENTS
GAME 7
UCLA BRUINS
Oct. 22, 2015 (6:00 p.m.)
Rose Bowl
Pasadena, CA
TV: ESPN

Location: Los Angeles, CA

Enrollment: 40,500

Colors: Blue and Gold

Conference: Pac-12

Stadium: Rose Bowl (90,000)

Surface: Natural Grass

Press Box Phone: (626) 397-4210

Chancellor: Dr. Gene Block

Athletic Director: Dan Guerrero

Head Coach: Jim Mora

Career Record (Seasons): 29-11 (3)

UCLA Record (Seasons): 29-11 (3)

2014 Records: 10-3 (6-3 Pac-12)

2014 Bowl: Alamo vs. Kansas State (W, 40-35)

Lead Football SID: Steve Rourke

Phone: (310) 206-8187

Email: srourke@athletics.ucla.edu

Website: uclabruins.com

Series: UCLA leads, 52-32-1

Last Meeting: UCLA 36, at Cal 34 (10/18/14)

Last Meeting at UCLA: at UCLA 37, Cal 10 (10/12/13)

Last Cal Win: at Cal 43, UCLA 17 (10/6/12)

Current Win Streak: UCLA (2)

GAME 9
OREGON
DUCKS
Nov. 7, 2015 (TBA)
Autzen Stadium
Eugene, OR
TV: TBA

Location: Eugene, OR

Enrollment: 24,500

Colors: Green and Yellow

Conference: Pac-12

Stadium: Autzen Stadium (54,000)

Surface: FieldTurf

Press Box Phone: (541) 346-7074

President: Michael H. Schill

Athletic Director: Rob Mullens

Head Coach: Mark Helfrich

Career Record (Seasons): 24-4 (2)

Oregon Record (Seasons): 24-4 (2)

2014 Records: 13-2 (8-1 Pac-12)

2014 Bowls: Rose vs. Florida State (W, 59-20)

National Championship vs. Ohio State (L, 42-20)
Lead Football SID: Dave Williford

Phone: (541) 346-2251

Email: diw@uoregon.edu

Website: goducks.com

Series: Cal leads, 39-36-2

Last Meeting: Oregon 59, at Cal 41 (10/24/14)

Last Meeting at Ore: at Oregon 55, Cal 16 (9/28/13)

Last Cal Win: at Cal 26, Oregon 16 (11/1/08)

Current Win Streak: Oregon (6)

GAME 10
OREGON STATE
BEAVERS
Nov. 14, 2015 (TBA)
Kabam Field at Memorial Stadium
Berkeley, CA
TV: TBA

Location: Corvallis, OR

Enrollment: 26,393

Colors: Orange and Black

Conference: Pac-12

Stadium: Reser Stadium (45,674)

Surface: FieldTurf

Press Box Phone: (541) 737-2410

President: Dr. Edward Ray

Athletic Director: Bob De Carolis

Head Coach: Gary Anderson

Career Record (Seasons): 49-38 (7)

OSU Record (Seasons): First Season

2014 Records: 5-7 (2-7 Pac-12)

2014 Bowl: None

Lead Football SID: Steve Fenk

Phone: (541) 737-7470

Email: steve.fenk@oregonstate.edu

Website: osubeavers.com

Series: Cal leads, 35-32

Last Meeting: Cal 45, at OSU 31 (11/1/14)

Last Meeting at Cal: OSU 49, at Cal 17 (10/19/13)

Current Win Streak: Cal (1)

GAME 11
STANFORD CARDINAL
Nov. 21, 2015 (TBA)
Stanford Stadium
Stanford, CA
TV: TBA

Location: Stanford, CA

Enrollment: 18,217

Colors: Cardinal and White

Conference: Pac-12

Stadium: Stanford Stadium (50,424)

Surface: Natural Grass

Press Box Phone: (650) 723-4418

President: John Hennessy

Director of Athletics: Bernard Muir

Head Coach: David Shaw

Career Record (Seasons): 42-12 (4)

Stanford Record: 42-12 (4)

2014 Records: 8-5 (5-4 Pac-12)

2014 Bowl: Foster Farms vs. Maryland (W, 45-21)

Lead Football SID: Alan George

Phone: (574) 340-3977

Email: Alan.George@stanford.edu

Website: gostanford.com

Series: Stanford leads, 60-46-11

Last Meeting: Stanford 38, at Cal 17 (11/22/14)

Last Meeting at Stanford: at Stanford 63, Cal 13 (11/23/13)

Last Cal Win: Cal 34, at Stanford 28 (11/21/09)

Current Win Streak: Stanford (5)

GAME 12
ARIZONA STATE
SUN DEVILS
Nov. 28, 2015 (TBA)
Kabam Field at Memorial Stadium
Berkeley, CA
TV: TBA

Location: Tempe, AZ

Enrollment: 76,000

Colors: Maroon and Gold

Conference: Pac-12

Stadium: Sun Devil Stadium (67,704)

Surface: Natural Grass

Press Box Phone: (480) 965-6207

President: Dr. Michael Crow

Athletic Director: Ray Anderson

Head Coach: Todd Graham

Career Record (Seasons): 77-41 (10)

ASU Record (Seasons): 28-12 (4)

2014 Records: 10-3 (6-3 Pac-12)

2014 Bowl: Sun vs. Duke (W, 36-31)

Lead Football SID: Mark Brand

Phone: (480) 965-6592

E-mail: mark.brand@asu.edu

Website: thesundevils.com

Series: Cal leads, 17-15

Last Meeting: ASU 27, at Cal 17 (9/29/12)

Last Cal Win: Cal 47, at ASU 38 (11/25/11)

Current Win Streak: ASU (1)

GAME 8
USC
TROJANS
Oct. 31, 2015 (TBA)
Kabam Field at Memorial Stadium
Berkeley, CA
TV: TBA

Location: Los Angeles, CA

Enrollment: 39,000

Colors: Cardinal and Gold

Conference: Pac-12

Stadium: Los Angeles Memorial Coliseum (93,607)

Surface: Natural Grass

Press Box Phone: (213) 741-1341

President: C.L. Max Nikias

Athletic Director: Pat Haden

Head Coach: Steve Sarkisian

Career Record (Seasons): 43-33 (6)

USC Record (Seasons): 9-4 (1)

2014 Records: 9-4 (6-3 Pac-12)

2014 Bowl: Holiday vs. Nebraska (W, 45-42)

Lead Football SID: Tim Tesselone

Phone: (213) 725-3572

Email: tesselon@usc.edu

Website: usctrojans.com

Series: USC leads, 67-30-5

Last Meeting: at USC 38, Cal 30 (11/13/14)

Last Meeting at Cal: USC 62, at Cal 28 (11/9/13)

Last Cal Win: at Cal 34, USC 31, 3ot (9/27/03)

Current Win Streak: USC (11)

BIG GAME HISTORY & RECORDS



Photo by Robert Stinnett

BIG GAME HISTORY

In Nov. 21, 2015, California and Stanford will play the 118th Big Game to continue one of the greatest rivalries in college football. The series, which dates back to 1892 is tied for the sixth-longest active running series and ninth-longest overall between Football Bowl Subdivision (FBS) teams and has featured some of the most memorable finishes in the history of the sport.

Cal enters this year's matchup at Stanford Stadium trailing the all-time series, 60-46-11, and have dropped the last five consecutive contests.

The Cal-Stanford series has been a remarkably close rivalry, with the Big Game having been determined by a touchdown or less 52 times.

The status of the rivalry as one of the truly great sporting spectacles across the country was undoubtedly established in the very first game, when Stanford upset Cal, 14-10, on March 19, 1892, in a contest played on a field at the corner of Haight and Stryan streets in San Francisco. Stanford manager Herbert C. Hoover, later to become the 31st president of the United States, and his Cal counterpart counted the gate receipts and reported a then-staggering sum of \$30,000.

The game continued to grow in popularity with capacity crowds becoming the norm. In 1923, Cal opened Memorial Stadium with a 9-0 win to cap an undefeated season. Stanford and Cal also opened Stanford Stadium in 1921 with the Bears winning, 42-7, en route to the Rose Bowl.

Cal achieved great success in the series under Pappy Waldorf, who retired with a 7-1-2 record vs. Stanford from 1947-56. The 1949 game was highlighted by Jim Monachino's 84-yard run – still the longest rush by a Cal player in Big Game history.

Five Big Games have been won on the final play, starting with the 1972 meeting in Berkeley. Cal faced fourth down from the Stanford seven-yardline with three seconds to go. But Vince Ferragamo completed a touchdown pass to a diving Steve Sweeney, giving the Bears a 24-21 win.

Two years later, Stanford's Mike Langford booted a 50-yard field goal as time expired to lift the Cardinal to a 22-20 decision over the Bears.

In 1982, Cal won on a five-lateral, 57-yard kickoff return that will forever be remembered as "The Play." Trailing 20-19, the Bears received Stanford's kick with just four seconds left. Cal proceeded to travel the length of the field and march through

the Stanford Band to produce an improbable 25-20 victory.

The Cardinal prevailed in 1990 by scoring nine points in the final 12 seconds. John Hopkins connected on a 37-yard field goal as time ran out for a 27-25 win.

For the 100th renewal of the series, the teams donned uniforms representative of the ones they wore more than a half-century earlier. On the night prior to the Nov. 21, 1997 contest, a gala event dubbed the "Big Auction" raised more than \$1 million in scholarship funds for each school.

Finally, in 2000, Cal and Stanford played the first overtime game in the history of the series, with the Cardinal emerging 36-30 winners.

In last year's Big Game at Kabam Field at California Memorial Stadium, Stanford was a 38-17 winner, increasing its winning streak in the series to five for the first time since enjoying a seven-game win streak from 1995-2001.

Cal won seven of eight meetings from 2002-09.

BIG GAME RECORDS

RUSHING

Cal: 390, Nov. 19, 1949
 Stanford: 322, Nov. 19, 1984
 Both Teams: 565, Nov. 24, 1956 (Cal 181, Stanford 284)
 Cal Individual: 226, Joe Igber, Nov. 23, 2002 (26 attempts)
 Stanford Individual: 209, Lou Valli, Nov. 24, 1956
 Cal Longest Rush: 84, Jim Monachino, Nov. 19, 1949
 Stanford Longest Rush: 94, Casey Moore, Nov. 20, 1999

PASSING

Cal: 377, Nov. 18, 1989
 Stanford: 417, Nov. 23, 2013
 Cal Individual: 377, Troy Taylor, Nov. 18, 1989
 Stanford Individual: 401, Dick Norman, Nov. 21, 1959
 Cal Longest Pass: 80, Jackie Jensen to Paul Keckley, Nov. 22, 1947
 Stanford Longest Pass: 82, Brian Johnson to Walter Batson, Nov. 21, 1987

RECEIVING

Cal Individual (Yards): 245, Geoff McArthur, Nov. 22, 2003 (16 receptions)
 Stanford Individual (Yards): 160, Ty Montgomery, Nov. 23, 2013 (5 receptions)
 Cal Individual (Receptions): 16, Geoff McArthur, Nov. 22, 2003
 Stanford Individual (Receptions): 12, Chris Burford, Nov. 21, 1959

TOTAL OFFENSE

Cal: 560, Nov. 20, 1993
 Stanford: 603, Nov. 23, 2013
 Both Teams: 1,027, Nov. 22, 1969 (Stanford 563, Cal 464)
 Cal Individual: 414, Aaron Rodgers, Nov. 22, 2003
 Stanford Individual: 409, Jim Plunkett, Nov. 22, 1969

SCORING

Cal: 48, Nov. 22, 1975 (48-15)
 Stanford: 63, Nov. 23, 2013 (63-13)
 Cal Individual: 24, Chuck Muncie, Nov. 22, 1975; 24, Lindsey Chapman, Nov. 20, 1993
 Stanford Individual: 24, Toby Gerhart, Nov. 21, 2009; 24, Ty Montgomery, Nov. 13, 2013; 24, Remound Wright, Nov. 22, 2014

MISCELLANEOUS

Longest Cal Punt: 76, Bryan Anger, Nov. 22, 2008
 Longest Stanford Punt: 75, Dave Lewis, Nov. 21, 1964; 75, Stan Anderson, Nov. 19, 1932
 Longest Cal Field Goal: 55, Tom Schneider, Dec. 2, 2006
 Longest Stanford Field Goal: 50, Mike Langford, Nov. 23, 1974
 Longest Cal Kickoff Return: 100, Deltha O'Neal, Nov. 20, 1999
 Longest Stanford Kickoff Return: 95, Kevin Scott, Nov. 19, 1988
 Longest Cal Punt Return: 105, Bobby Sherman, Nov. 8, 1902
 Longest Stanford Punt Return: 76, Glyn Milburn, Nov. 21, 1992
 Longest Cal Interception Return: 75, Steve Bancroft, Nov. 24, 1928
 Longest Stanford Interception Return: 71, Gordy Riegel, Nov. 18, 1972

THE AXE

The Stanford Axe, the trophy awarded to the winner of the Big Game every year, actually made its debut on the eve of a baseball game between the rival universities on April 13, 1899. On that afternoon at a pre-game rally, a group of Stanford students introduced the instrument to decapitate a straw man adorned in California blue and gold, much to the delight of the Indian faithful who chanted "Give 'em the axe" while the proceedings continued.

The next day, Stanford rooters taunted their Cal counterparts by cutting pieces of blue and gold ribbon with The Axe and by using it to chop at a designated piece of wood whenever the Indians made a good play.

Cal rallied for an upset over Stanford and the Golden Bear fans were so overcome with emotion that a group of Cal men wrestled The Axe away from the Stanford students and smuggled it across the bay via ferry. The Axe was placed in a safe at a Berkeley bank, to be removed once a year for the Axe Rally.

By 1933, both sides decided that The Axe would make an ideal Big Game trophy. It was mounted on a plaque that lists the scores of each game since 1933.



THE LAST TIME

SCORING

Cal scored 40 points: 41, Nov. 20, 2004 (41-6)
 Stanford scored 40 points: 63, Nov. 23, 2013 (63-13)
 Both teams scored 60 combined points: 76, Stanford (63-13), Nov. 23, 2013
 Cal shutout Stanford: Nov. 22, 1952 (26-0)
 Stanford shutout Cal: Nov. 20, 1971 (14-0)

RUSHING

Cal rushed for 200 yards: 242, Nov. 21, 2009
 Stanford rushed for 200 yards: 204, Nov. 22, 2014
 Cal rushed for 300 yards: 307, Nov. 20, 2004
 Stanford rushed for 300 yards: 322, Nov. 17, 1984
 Both teams rushed for 500 combined yards: 565, Nov. 24, 1956 (Stanford 284, Cal 281)
 Cal player rushed for 100 yards: 103, Daniel Lasco, Nov. 22, 2014
 Stanford player rushed for 100 yards: 189, Stephan Taylor, Oct. 20, 2012
 Cal player had a rush of 50 yards: 60, Jahvid Best, Nov. 22, 2008
 Stanford player had a rush of 50 yards: 58, Tyler Gaffney, Nov. 23, 2013

RECEIVING

Cal player caught 10 passes: 16, Geoff McArthur, Nov. 22, 2003
 Stanford player caught 10 passes: 10, Gene Washington, Nov. 18, 1967
 Cal player caught passes for 100 yards: 125, Richard Rodgers, Nov. 23, 2013
 Stanford player caught passes for 100 yards: 160, Ty Montgomery, Nov. 23, 2013
 Cal player caught passes for 150 yards: 245, Geoff McArthur, Nov. 22, 2003
 Stanford player caught passes for 150 yards: 160, Ty Montgomery, Nov. 23, 2013

PASSING

Cal passed for 300 yards: 310, Nov. 23, 2013
 Stanford passed for 300 yards: 417, Nov. 23, 2013
 Both teams 600 yards passing: 727, Nov. 23, 2013 (Stanford 417, Cal 310)
 Cal player passed for 300 yards: 359, Aaron Rodgers, Nov. 22, 2003
 Stanford player passed for 300 yards: 329, Kevin Hogan, Nov. 23, 2013
 Cal player completed a pass of 50 yards: 62, Jared Goff to Richard Rodgers, Nov. 23, 2013
 Stanford player completed a pass of 50 yards: 72, Kevin Hogan to Ty Montgomery, Nov. 23, 2013
 Cal player completed a pass of 75 yards: 80, Jackie Jensen to Paul Keckley, Nov. 22, 1947
 Stanford player completed a pass of 75 yards: 75, Randy Fasani to Luke Powell, Nov. 18, 2000

TOTAL OFFENSE

Cal had 400 yards: 410, Nov. 22, 2014
 Stanford had 400 yards: 418, Nov. 22, 2014
 Cal had 500 yards: 533, Nov. 22, 2003
 Stanford had 500 yards: 603, Nov. 23, 2013
 Both teams had 800 combined yards: 828, Nov. 22, 2014 (Stanford 418, Cal 410)
 Both teams had 900 combined yards: 986, Nov. 23, 2013 (Stanford 603, Cal 383)
 Cal player had 300 yards: 414, Aaron Rodgers, Nov. 22, 2003
 Stanford player had 300 yards: 328, Kevin Hogan, Nov. 23, 2013

MISCELLANEOUS

Cal player punted the ball 60 yards: 71, Bryan Anger, Nov. 20, 2010
 Stanford player punted the ball 60 yards: 60, Ken Naber, Nov. 17, 1979
 Cal player kicked a 50-yard field goal: 55, Tom Schneider, Dec. 2, 2006
 Stanford player kicked a 50-yard field goal: 50, Mike Langford, Nov. 23, 1974

SERIES HISTORY VS. 2015 OPPONENTS

ARIZONA STATE

Cal leads series, 17-15

9/25/76	W	31-22	A
10/14/78	L	21-35	A
9/8/79	W	17-9	A
11/8/80	L	6-34	A
10/17/81	L	17-45	A
9/25/82	L	0-15	H
11/5/83	W	26-24	H
10/6/84	W	19-14	A
11/2/85	L	8-30	H
11/8/86	L	0-49	A
11/14/87	W	38-20	H
10/13/90	W	31-24	A
11/16/91	W	25-6	H
11/14/92	L	12-28	A
11/6/93	L	0-41	A
9/24/94	W	25-21	H
11/11/95	L	29-38	H
11/9/96	L	7-35	A
11/8/97	L	21-28	H
11/7/98	L	22-55	A
9/25/99	W+	24-23	H
10/7/00	L	10-30	A
11/9/02	W	55-38	A
11/1/03	W	51-23	A
10/30/04	W	27-0	H
9/23/06	W	49-21	H
10/27/07	L	20-31	A
10/4/08	W	24-14	H
10/31/09	W	23-21	A
10/23/10	W	50-17	H
11/25/11	W	47-38	A
9/29/12	L	17-27	H

+ forfeited to Cal

SERIES NOTES

Points for Cal – 917
 Points for ASU – 691
 Most Points, Cal – 55 (2002)
 Most Points, ASU – 55 (1998)
 Largest Margin, Cal – 33 (2010)
 Largest Margin, ASU – 33 (1998)
 Longest Win Streak, Cal – 4 (2002-06, 2008-11)
 Longest Win Streak, ASU – 4 (1995-98)
 Current Win Streak – ASU 1, (2012)

GRAMBLING STATE

First Meeting

OREGON

Cal leads series, 39-36-2

11/18/99	W	12-0	H
11/17/00	L	0-2	H
11/22/04	W	12-0	H
10/12/05	T	0-0	H
10/21/16	L	14-39	H
11/17/17	L	0-21	A1
11/23/18	W	6-0	H
10/22/21	W	39-0	H
10/24/25	W	28-0	A2
10/30/26	L	13-21	H
10/15/27	W	16-0	A2
11/3/28	W	13-0	H
11/12/35	W	6-0	A2
11/14/36	W	28-0	H
11/13/37	W	26-0	A2
11/12/38	W	20-0	H
10/14/39	L	0-6	H
11/16/40	W	14-6	H
10/18/41	L	7-19	A2
10/31/42	W	20-7	H
11/17/45	L	13-20	H
10/5/46	L	13-14	H
11/12/49	W	41-14	H
9/30/50	W	28-7	A2
11/17/51	W	28-26	H

10/11/52	W	41-7	A2
11/14/53	T	0-0	H
10/9/54	L	27-33	H
10/15/55	L	0-21	A2
11/3/56	L	6-28	H
10/26/	L	6-24	A1
10/25/58	W	23-6	H
11/7/59	L	18-20	A1
10/22/60	L	0-20	H
11/13/65	W	24-0	A2
9/16/67	W	21-13	H
11/16/68	W	36-8	H
9/12/70	L	24-31	A2
11/13/71	W	17-10	A1
11/4/72	W	31-12	H
10/13/73	L	10-41	A1
10/12/74	W	40-10	H
10/11/75	W	34-7	A1
10/9/76	W	27-10	H
11/12/77	W	48-16	A1
10/7/78	W	21-18	H
10/6/79	W+	19-14	A1
10/11/80	W	31-6	H
10/16/82	W	10-7	H
10/8/83	L	17-24	A1
9/22/84	L	14-21	H
10/19/85	L	24-27	A1
11/1/86	L	9-27	H
10/31/87	W	20-6	A1
9/9/89	L	19-35	A1
11/10/90	W	28-3	H
10/12/91	W	45-7	H
11/7/92	L	17-37	A1
10/2/93	W	42-41	H
10/15/94	L	7-23	A1
10/14/95	L	30-52	H
11/16/96	L	23-40	A1
11/13/99	L	19-24	H
11/11/00	L	17-25	A1
10/13/01	L	7-48	H
11/8/03	L	17-21	A1
11/6/04	W	28-27	H
11/5/05	L	20-27 (ot)	A1
10/7/06	W	45-24	H
9/29/07	W	31-24	A1
11/1/08	W	26-16	H
9/26/09	L	3-42	A1
11/13/10	L	13-15	H
10/6/11	L	15-43	A1
11/10/12	L	17-59	H
9/28/13	L	16-55	A1
10/24/14	L	41-59	L

+ forfeited to Cal
 A1 – Eugene; A2 – Portland,
 L-Levi's Stadium, Santa Clara, Calif.

SERIES NOTES

Points for Cal – 1,559
 Points for ORE – 1,418
 Most Points, Cal – 48 (1977)
 Most Points, ORE – 59 (2012, 2014)
 Largest Margin, Cal – 39 (1921)
 Largest Margin, ORE – 42 (2012)
 Longest Win Streak, Cal – 6 (1927-38)
 Longest Win Streak, ORE – 7 (1994-2003)
 Current Win Streak – ORE, 6 (2009-14)

OREGON STATE

Cal leads series, 35-32-0

10/28/05	W	10-0	H
10/27/17	W	14-3	H
11/1/19	W	21-14	H
10/30/20	W	17-7	A1
10/20/23	W	26-0	H
10/16/26	L	7-27	H
10/10/36	W	7-0	A2

10/2/37	W	24-6	H
10/29/38	W	13-7	H
11/18/39	L	0-21	A1
11/2/40	L	13-19	H
11/15/41	L	0-6	H
10/3/42	L	8-13	A1
11/16/46	L	7-28	H
10/16/48	W	42-0	H
10/1/49	W	41-0	A2
10/21/50	W	27-0	H
10/27/51	W	35-14	H
9/26/53	W	26-0	A2
11/13/54	W	46-7	H
11/12/55	L	14-16	H
10/13/56	L	13-21	A1
11/9/57	L	19-21	H
11/1/58	L	8-14	A1
10/24/59	L	20-24	H
10/29/60	W	14-6	A1
11/8/69	L	3-35	H
11/7/70	L	10-16	A1
10/9/71	W	30-27	H
11/11/72	L	23-26	A2
10/20/73	W	24-14	H
10/19/74	W	17-14	A1
10/18/75	W	51-24	H
10/16/76	L	9-10	A1
10/15/77	W	41-17	H
10/13/79	W	45-0	H
10/18/80	W	27-6	H
10/31/81	W	45-3	H
10/30/82	W	28-14	A1
10/15/83	W	45-19	H
10/13/84	L	6-9	A1
9/14/85	L	20-23	A2
10/11/86	L	12-14	H
9/17/88	L	16-17	A1
10/28/89	L	24-25	H
11/9/91	W	27-14	A1
10/3/92	W	42-0	H
10/21/95	W	13-12	A1
9/28/96	W	48-42 (3ot)	H
11/1/97	W	33-14	H
10/31/98	W	20-19	A1
11/6/99	L	7-17	A1
11/4/00	L	32-38	H
10/27/01	L	10-19	A1
10/26/02	L	13-24	A1
10/4/03	L	21-35	H
10/2/04	W	49-7	A1
10/15/05	L	20-23	H
9/30/06	W	41-13	A1
10/13/07	L	28-31	H
11/15/08	L	21-34	A1
11/7/09	L	14-31	H
10/30/10	L	7-35	A1
11/12/11	W	23-6	H (SF)
11/17/12	L	14-62	A1
10/19/13	L	17-49	H
11/1/14	W	45-31	A1

SERIES NOTES

Points for Cal – 1,483
 Points for OSU – 1,323
 Most Points, Cal – 51 (1975)
 Most Points, OSU – 62 (2012)
 Largest Margin, Cal – 45 (1979)
 Largest Margin, OSU – 48 (2012)
 Longest Win Streak, Cal – 6
 (1948-54, 1977-83, 1991-98)
 Longest Win Streak, OSU – 5 (1939-
 46, 1955-59, 1984-89, 1999-2003)
 Current Win Streak – Cal, 1 (2014)

SAN DIEGO STATE

Series tied, 3-3

9/18/82	W	28-0	H
9/10/83	L	14-28	A
9/11/93	W	45-25	H
9/10/94	L	20-22	A
9/2/95	L	9-33	A
9/14/96	W	42-37	H

SERIES NOTES

Points for Cal – 158
 Points for SDSU – 145
 Most Points, Cal – 45 (1993)
 Most Points, SDSU – 37 (1996)
 Largest Margin, Cal – 28 (1982)
 Largest Margin, SDSU – 24 (1995)
 Longest Win Streak, Cal – 1 (1982,
 1993, 1996)
 Longest Win Streak, SDSU – 2 (1994-
 1995)
 Current Win Streak – Cal, 1 (1996)

STANFORD

***Stanford leads series, 60-46-11**

3/19/92	L	10-14	A2
12/17/92	T	10-10	A2
11/30/93	T	6-6	A2
11/29/94	L	0-6	A2
11/28/95	T	6-6	A2
11/26/96	L	0-20	A2
11/25/97	L	0-28	A2
11/24/98	W	22-0	A2
11/30/99	W	30-0	A2
11/29/00	L	0-5	A2
11/9/01	W	2-0	A2
11/8/02	W	16-0	A2
11/14/03	T	6-6	A2
11/12/04	L	0-18	H
11/11/05	L	5-12	A1
*11/10/06	L	3-6	H
*11/9/07	L	11-21	A1
*11/14/08	L	3-12	H
*11/13/09	W	19-13	A1
*11/12/10	W	25-6	H
*11/11/11	W	21-3	A1
*11/9/12	T	3-3	H
*11/8/13	L	8-13	A1
*11/14/14	L	8-26	H
+11/30/18	W	67-0	H
11/22/19	W	14-10	A1
11/20/20	W	38-0	H
11/19/21	W	42-7	A1
11/25/22	W	28-0	A1
11/24/23	W	9-0	H
11/22/24	T	20-20	H
11/21/25	L	14-27	A1
11/20/26	L	6-41	H
11/19/27	L	6-13	A1
11/24/28	T	13-13	H
11/23/29	L	6-21	A1
11/22/30	L	0-41	H
11/21/31	W	6-0	A1
11/19/32	T	0-0	H
11/25/33	L	3-7	A1
11/24/34	L	7-9	H
11/23/35	L	0-13	A1
11/21/36	W	20-0	H
11/20/37	W	13-0	A1
11/19/38	W	6-0	H
11/25/39	W	32-14	A1
11/30/40	L	7-13	H
11/29/41	W	16-0	A1
11/21/42	L	7-26	H
11/23/46	L	6-25	H
11/22/47	W	21-18	A1

SERIES HISTORY VS. 2015 OPPONENTS

11/20/48	W	7-6	H
11/19/49	W	33-14	A1
11/25/50	T	7-7	H
11/24/51	W	20-7	A1
11/22/52	W	26-0	H
11/21/53	T	21-21	A1
11/20/54	W	28-20	H
11/19/55	L	0-19	A1
11/24/56	W	20-18	H
11/23/57	L	12-14	A1
11/22/58	W	16-15	H
11/21/59	W	20-17	A1
11/19/60	W	21-10	H
11/25/61	L	7-20	A1
11/24/62	L	13-30	H
11/30/63	L	17-28	A1
11/21/64	L	3-21	H
11/20/65	L	7-9	A1
11/29/66	L	7-13	H
11/18/67	W	26-3	A1
11/23/68	L	0-20	H
11/22/69	L	28-29	A1
11/21/70	W	22-14	H
11/20/71	L	0-14	A1
11/18/72	W	24-21	H
11/24/73	L	17-26	A1
11/23/74	L	20-22	H
11/22/75	W	48-15	A1
11/20/76	L	24-27	H
11/19/77	L	3-21	A1
11/18/78	L	10-30	H
11/17/79	W	21-14	A1
11/22/80	W	28-23	H
11/21/81	L	21-42	A1
11/20/82	W	25-20	H
11/19/83	W	27-18	A1
11/17/84	L	10-27	H
11/23/85	L	22-24	A1
11/22/86	W	17-11	H
11/21/87	L	7-31	A1
11/19/88	T	19-19	H
11/18/89	L	14-24	A1
11/17/90	L	25-27	H
11/23/91	L	21-38	A1
11/21/92	L	21-41	H
11/20/93	W	46-17	A1
11/19/94	W	24-23	H
11/18/95	L	24-29	A1
11/23/96	L	21-42	H
11/22/97	L	20-21	A1
11/21/98	L	3-10	H
11/20/99	L	13-31	A1
11/18/00	L	30-36 (ot)	H
11/17/01	L	28-35	A1
11/23/02	W	30-7	H
11/22/03	W	28-16	A1
11/20/04	W	41-6	H
11/19/05	W	27-3	A1
12/2/06	W	26-17	H
12/1/07	L	13-20	A1
11/22/08	W	37-16	H
11/21/09	W	34-28	A1
11/20/10	L	14-48	H
11/19/11	L	28-31	A1
10/20/12	L	3-21	H
11/23/13	L	13-63	A1
11/22/14	L	17-38	A1

A1 – Stanford; A2 – San Francisco

**Rugby, not in official records*
+SATC game, not in official records
SERIES NOTES

Points for Cal – 1,926

Points for STAN – 2,000

Most Points, Cal – 48 (1975)

Most Points, STAN – 63 (2013)

Largest Margin, Cal – 35 (1921, 2004)

Largest Margin, STAN – 50 (2013)
Longest Win Streak, Cal – 5
(1919-23, 2002-06)
Longest Win Streak, STAN – 7 (1995-2001)
Current Win Streak – STAN, 5
(2010-14)

TEXAS
Texas leads series, 5-0

10/3/59	L	22-31	A
9/23/61	L	21-35	H
9/20/69	L	29-38	H
9/19/70	L	7-35	A
12/28/11	L	10-21	S

S – San Diego,

SERIES NOTES

Points for Cal – 89

Points for Texas – 160

Most Points, Cal – 29 (1969)

Most Points, Texas – 38 (1969)

Largest Margin, Texas – 28 (1970)

Longest Win Streak, Texas – 5 (1959-2011)

Current Win Streak – Texas, 5 (1959-2011)

UCLA
UCLA leads series, 52-32-1

11/4/33	T	0-0	A1
10/20/34	W	3-0	H
11/2/35	W	14-2	A1
10/17/36	L	6-17	H
10/30/37	W	27-14	A1
10/15/38	W	20-7	H
11/4/39	L	7-20	A1
10/19/40	W	9-7	H
11/1/41	W	27-7	A1
10/17/42	L	0-21	H
10/16/43	W	13-0	A1
11/13/43	W	13-6	H
9/30/44	W	6-0	H
11/11/44	L	0-7	A1
9/29/45	L	0-13	A1
11/24/45	W	6-0	H
10/19/46	L	6-13	H
11/1/47	W	6-0	A1
11/6/48	W	28-13	H
10/29/49	W	35-21	A1
11/11/50	W	35-0	H
11/3/51	L	7-21	A1
11/1/52	L	7-28	H
10/31/53	L	7-20	A1
10/30/54	L	6-27	H
10/29/55	L	0-47	A1
10/20/56	L	20-34	H
11/2/57	L	14-16	A1
11/8/58	W	20-17	H
10/17/59	L	12-19	A1
11/5/60	L	0-28	H
11/4/61	L	15-35	A1
11/3/62	L	16-26	H
11/2/63	W	25-0	A1
10/31/64	L	21-25	H
10/23/65	L	3-56	A1
10/22/66	L	15-28	H
10/14/67	L	14-37	A1
10/19/68	W	39-15	H
10/18/69	L	0-32	A1
10/17/70	L	21-24	H
10/23/71	W	31-24	A1
10/21/72	L	13-49	H
10/27/73	L	21-61	A1
10/26/74	L	3-28	H
10/25/75	L	14-28	A1

10/23/76	L	19-35	H
10/22/77	L+	19-21	A1
10/21/78	L	0-45	H
10/20/79	L	27-28	A1
10/25/80	L	9-32	H
10/24/81	L	6-34	A1
10/23/82	L	31-47	H
10/22/83	L	16-20	A2
10/20/84	L	14-17	H
10/26/85	L	7-34	A2
10/18/86	L	10-36	H
10/24/87	L	18-42	A2
10/15/88	L	21-38	H
9/30/89	L	6-24	A2
10/20/90	W	38-31	H
10/5/91	W	27-24	A2
10/31/92	W	48-12	H
9/4/93	W	27-25	A2
10/8/94	W	26-7	H
10/28/95	L	16-33	A2
10/26/96	L	29-38	H
10/25/97	L	17-35	A2
10/24/98	L	16-28	H
10/16/99	W*	17-0	A2
10/14/00	W	46-38 (3ot)	H
10/20/01	L	17-56	A2
10/19/02	W	17-12	H
10/18/03	L	20-23 (ot)	A2
10/16/04	W	45-28	H
10/8/05	L	40-47	A2
11/4/06	W	38-24	H
10/20/07	L	21-30	A2
10/25/08	W	41-20	H
10/17/09	W	45-26	A2
10/9/10	W	35-7	H
10/29/11	L	14-31	A2
10/6/12	W	43-17	H
10/12/13	L	10-37	A2
10/18/14	L	34-36	H

**Forfeited by UCLA*
**Forfeited by Cal*

A1 – Los Angeles; A2 – Pasadena

SERIES NOTES

Points for Cal – 1,535

Points for UCLA – 2,011

Most Points, Cal – 48 (1992)

Most Points, UCLA – 61 (1973)

Largest Margin, Cal – 36 (1992)

Largest Margin, UCLA – 53 (1965)

Longest Win Streak, Cal – 5 (1990-94)

Longest Win Streak, UCLA – 18
(1972-89)

Current Win Streak – UCLA, 2 (2013-14)

USC
USC leads series, 67-30-5

*11/28/12	W	18-0	A1
*11/27/13	T	3-3	A1
10/23/15	L	10-28	H
11/25/15	W	23-21	A1
11/4/16	W	27-0	A1
11/29/17	T	0-0	A1
12/14/18	W	33-7	A1
11/8/19	W	14-13	A1
11/5/21	W	38-7	H
10/28/22	W	12-0	A2
11/10/23	W	13-7	A1
11/1/24	W	7-0	H
10/23/26	L	0-27	H
10/29/27	L	0-13	A1
10/20/28	T	0-0	H
11/2/29	W	15-7	A1
11/8/30	L	0-74	A1
10/24/31	L	0-6	H
11/5/32	L	7-27	A1
10/28/33	L	3-6	H
11/10/34	W	7-2	A1
10/26/35	W	21-7	H
11/7/36	W	13-7	A1
10/23/37	W	20-6	H
10/15/38	L	7-13	A1
10/28/39	L	0-26	H
11/9/40	W	20-7	A1
10/25/41	W	14-0	H
11/7/42	L	7-21	A1
10/2/43	L	0-7	H
10/30/43	L	0-13	A1
10/7/44	T	6-6	A1
11/18/44	L	0-32	H
9/29/45	L	2-13	H
11/14/45	L	0-14	A1
11/9/46	L	0-14	A1
10/25/47	L	14-39	H
10/30/48	W	13-7	A1
10/15/49	W	16-10	H
10/14/50	W	13-7	A1
10/20/51	L	14-21	H
11/1/52	L	0-10	A1
10/24/53	L	20-32	H
10/23/54	L	27-29	A1
10/22/55	L	6-33	H
11/10/56	L	7-20	A1
10/19/57	W	12-0	H
10/18/58	W	14-12	A1
10/31/59	L	7-14	H
10/15/60	L	10-27	A1
10/21/61	L	14-28	H
10/20/62	L	6-32	A1
10/26/63	L	6-36	H
10/24/64	L	21-26	A1
11/6/65	L	0-35	H
11/5/66	L	9-35	A1
11/4/67	L	12-31	H
11/9/68	L	17-35	A1
11/1/69	L	9-14	H
10/31/70	W	13-10	A1
10/30/71	L	0-28	H
10/14/72	L	14-42	A1
11/3/73	L	14-50	H
11/2/74	T	15-15	A1
11/1/75	W	28-14	H
10/30/76	L	6-20	A1
10/29/77	W	17-14	H
10/28/78	L	17-42	A1
10/27/79	L	14-24	H
11/1/80	L	7-60	A1
11/7/81	L	3-21	H
11/6/82	L	0-42	A1
10/29/83	L	9-19	H
10/27/84	L	7-31	A1
11/9/85	W	14-6	H
11/15/86	L	3-28	A1
9/26/87	L	14-31	H
11/5/88	L	3-35	A1
10/14/89	L	15-31	H
11/3/90	T	31-31	A1
11/2/91	W	52-30	H
10/17/92	L	24-27	A1
10/30/93	L	14-42	H
10/22/94	L	0-61	A1
10/7/95	L	16-26	H
10/5/96	W	22-15	A1
9/27/97	L	17-27	H
10/10/98	W	32-31	A1
10/30/99	W+	17-7	H
10/28/00	W	28-16	A1
11/10/01	L	14-55	H
10/12/02	L	28-30	A1
9/27/03	W	34-31 (3ot)	H
10/9/04	L	17-23	A1
11/12/05^	L	10-35	H

SERIES HISTORY vs. 2014 OPPONENTS

11/18/06	L	9-23	A1
11/10/07	L	17-24	H
11/8/08	L	3-17	A1
10/3/09	L	3-30	H
10/16/10	L	14-48	A1
10/13/11	L	9-30	H (SF)
9/22/12	L	9-27	A1
11/9/13	L	28-62	H
11/13/14	L	30-38	A1

*Rugby, not in official records
 +Forfeited by Cal; ^vacated by USC
 A1 – Los Angeles; A2 – Pasadena;
 H (SF) – San Francisco, AT&T Park

SERIES NOTES

Points for Cal – 1,338
 Points for USC – 2,276
 Most Points, Cal – 52 (1991)
 Most Points, USC – 74 (1930)
 Largest Margin, Cal – 31 (1921)
 Largest Margin, USC – 74 (1930)
 Longest Win Streak, Cal – 6 (1918-24)
 Longest Win Streak, USC – 11
 (1959-69, 2004-14)
 Current Win Streak – USC, 11 (2004-14)

UTAH

Cal leads series, 5-4

10/23/20	W	63-0	H
10/11/58	W	36-21	H
11/16/63	W	35-22	A
11/14/64	L	0-14	H
9/9/00	W	24-21	H
9/11/03	L	24-31	A
12/23/09	L	27-37	S
10/22/11	W	34-10	H(SF)
10/27/12	L	27-49	A

S – San Diego, 2009 Pointsettia Bowl
 H(SF) – San Francisco, AT&T Park

SERIES NOTES

Points for Cal – 270
 Points for Utah – 205
 Most Points, Cal – 63 (1920)
 Most Points, Utah – 49 (2012)
 Largest Margin, Cal – 63 (1920)
 Largest Margin, Utah – 22 (2012)
 Longest Win Streak, Cal – 3 (1920, 1958, 1963)
 Longest Win Streak, Utah – 2 (2003, 2009)
 Current Win Streak – Utah, 1 (2012)

WASHINGTON

Washington leads series, 52-38-4

11/24/04	T	6-6	A
11/6/15	L	0-72	H
11/13/15	L	7-13	A
11/18/16	L	3-13	H
11/30/16	L	7-14	A
11/3/17	W	27-0	H
11/27/19	L	0-7	A
11/12/21	W	72-3	H
11/11/22	W	45-7	A
11/17/23	W	9-0	H
11/8/24	T	7-7	A
11/14/25	L	0-7	H
11/6/26	L	7-13	A
11/12/27	L	0-6	H
11/10/28	W	6-0	A
11/16/29	W	7-0	H
11/25/30	L	0-13	A
11/7/31	W	13-0	H
10/22/32	W	7-6	A
11/11/33	W	33-0	H
10/27/34	L	7-13	A
11/9/35	W	14-0	H

10/24/36	L	0-13	A
11/6/37	T	0-0	H
10/22/38	W	14-7	A
11/11/39	L	6-13	H
10/26/40	L	6-7	A
11/8/41	L	6-13	H
10/24/42	W	19-6	A
10/28/44	L	7-33	H
10/6/45	W	27-14	H
10/26/46	L	6-20	A
11/8/47	W	13-7	H
10/23/48	W	21-0	A
10/22/49	W	21-7	H
11/4/50	W	14-7	A
11/10/51	W	37-28	H
11/8/52	L	7-22	A
11/7/53	W	53-25	H
11/6/54	W	27-6	A
11/5/55	W	20-6	H
10/27/56	W	16-7	A
11/16/57	L	27-35	H
11/15/58	W	12-7	A
11/14/59	L	0-20	H
11/12/60	L	7-27	A
10/14/61	W	21-14	H
11/10/62	L	0-27	A
11/9/63	L	26-39	H
11/7/64	L	16-21	A
10/16/65	W	16-12	H
10/15/66	W	24-20	A
10/28/67	L	6-23	H
11/2/68	T	7-7	A
11/11/69	W	44-13	H
10/10/70	W	31-28	A
11/6/71	L	7-30	H
10/28/72	L	21-35	A
10/6/73	W	54-49	H
11/9/74	W	52-26	A
11/8/75	W	27-24	H
11/6/76	W	7-0	A
11/5/77	L	31-50	H
11/3/79	L	24-28	H
10/10/81	L	26-27	H
10/9/82	L	7-50	A
11/3/84	L	14-44	A
10/12/85	L	12-28	H
10/4/86	L	18-50	A
11/12/88	L	27-28	A
10/21/89	L	16-29	H
10/27/90	L	7-46	A
10/19/91	L	17-24	H
10/10/92	L	16-35	A
10/9/93	L	23-24	H
11/12/94	L	19-31	A
10/11/97	L	3-30	H
10/17/98	L	13-21	A
10/23/99	L	27-31	H
10/21/00	L	24-36	A
9/29/01	L	28-31	H
10/5/02	W	34-27	A
11/15/03	W	54-7	H
11/13/04	W	42-12	A
9/10/05	W	56-17	A
10/21/06	W	31-24 (ot)	H
11/17/07	L	23-37	A
12/6/08	W	48-7	H
12/5/09	L	10-42	A
11/27/10	L	13-16	H
9/24/11	L	23-31	A
11/2/12	L	13-21	H
10/26/13	L	17-41	A
10/11/14	L	7-31	H

SERIES NOTES

Points for Cal – 1,725
 Points for UW – 1,854
 Most Points, Cal – 72 (1921)
 Most Points, UW – 72 (1915)
 Largest Margin, Cal – 69 (1921)
 Largest Margin, UW – 72 (1915)
 Longest Win Streak, Cal – 5
 (1947-51, 2002-06)
 Longest Win Streak, UW – 19 (1977-2001)
 Current Win Streak – UW, 6 (2009-14)

WASHINGTON STATE

Cal leads series, 45-26-5

10/25/19	L	0-14	H
11/6/20	W	49-0	H
10/29/21	W	14-0	A1
11/4/22	W	61-0	H
10/27/23	W	9-0	A1
10/25/24	W	20-7	H
11/7/25	W	35-7	H
10/13/28	W	13-3	H
10/12/29	W	14-0	H
10/4/30	L	0-16	H
10/17/31	W	13-7	A3
10/15/32	L	2-7	H
10/21/33	T	6-6	A1
10/31/36	L	13-14	H
10/9/37	W	27-0	H
10/1/38	W	27-3	A1
10/21/39	W	13-7	H
10/12/40	L	6-9	H
10/4/41	L	6-13	A1
11/3/45	T	7-7	H
11/2/46	W	47-14	H
10/18/47	W	21-6	H
11/13/48	W	44-14	H
11/5/49	W	33-14	H
10/13/51	W	42-35	A1
11/15/52	W	28-13	H
10/16/54	W	17-7	H
10/8/55	T	20-20	H
11/17/56	L	13-14	H
9/28/57	L	7-13	A1
10/4/58	W	34-14	H
9/19/59	W	20-6	A2
10/8/60	T	21-21	H
9/17/66	W	21-6	A2
10/25/69	W	17-0	A2
10/24/70	W	45-0	H
10/16/71	W	24-23	A2
9/16/72	W	37-23	H
11/17/73	L	28-31	A1
11/16/74	W	37-33	H
9/27/75	W	33-21	A1
11/13/76	W	23-22	H
10/8/77	L	10-17	A1
11/11/78	W	22-14	H
11/10/79	W	45-13	A1
11/15/80	L	17-31	H
11/14/81	L	0-19	A2
11/13/82	W	34-14	H
11/12/83	L	6-16	A1
11/10/84	L	7-33	H
9/7/85	L	19-20	A1
9/20/86	W	31-21	H
11/28/87*	T	17-17	A4
10/8/88	L	13-44	A1
11/11/89	W	38-26	H
9/22/90	L	31-41	A1
10/16/93	L	7-34	A1
10/29/94	L	23-26	H
11/4/95	W	27-11	H
10/19/96	L	18-21	A1
10/18/97	L	37-63	A1

9/26/98	W	24-14	H
10/2/99	L	7-31	A1
9/30/00	L	17-21	H
9/22/01	L	20-51	A1
9/28/02	L	38-48	H
10/22/05	W	42-38	H
10/14/06	W	21-3	A1
11/3/07	W	20-17	H
9/6/08	W	66-3	A1
10/24/09	W	49-17	H
11/6/10	W	20-13	A1
11/5/11	W	30-7	H (SF)
10/13/12	W	31-17	A1
10/5/13	L	22-44	H
10/4/14	W	60-59	A1

***Coca-Cola Bowl**

A1 – Pullman; A2 – Spokane; A3 – Portland; A4 – Tokyo, Japan; H (SF) – San Francisco, AT&T Park

SERIES NOTES

Points for Cal – 1,816
 Points for WSU – 1,334
 Most Points, Cal – 66 (2008)
 Most Points, WSU – 63 (1997)
 Largest Margin, Cal – 63 (2008)
 Largest Margin, WSU – 31
 (1988, 2001)
 Longest Win Streak, Cal – 8 (1920-29, 2005-12)
 Longest Win Streak, WSU – 4 (1999-2002)
 Current Win Streak – Cal, 1 (2014)

2014 YEAR IN REVIEW



JARED GOFF
Quarterback

CALIFORNIA

2014 HONORS & AWARDS

CHRIS ADCOCK

Cal Andrew L. Smith Scholarship Senior Player For Academic Excellence, Campbell Award National Semifinalist, Capital One Academic-All-District 8, First-Team Pac-12 All-Academic, National Football Foundation Hampshire Honors Society, Oscar Geballe Postgraduate Scholarship, Pac-12 Football Scholar-Athlete of the Year Nominee, Pac-12 Tom Hansen Conference Medal, National Football Foundation Scholar-Athlete of the Day

DARIUS ALLENSWORTH

Cal Jonathan and Judy Hoff Football Scholar-Athlete of the Week – October 13

MATT ANDERSON

Cal Jonathan and Judy Hoff Football Scholar-Athlete of the Week – October 13 & February 27, 2015, Highest Team GPA Award

STEPHEN ANDERSON

Burlsworth Trophy Nominee, Cal Ken Cotton Award Player Who Displays The Most Courage, Cal Jonathan and Judy Hoff Football Scholar-Athlete of the Week – October 20, Third-Team All-Pac-12 (College Sports Madness), Honorable Mention All-Pac-12

TODD BARR

Honorable Mention Pac-12 All-Academic

MICHAEL BARTON

Honorable Mention All-Pac-12

CHRIS BORRAYO

Cal Stub Allison Award Strength And Conditioning, Midseason Second-Team All-Pac-12 (Phil Steele), Third-Team All-Pac-12 (College Sports Madness), Third-Team All-Pac-12 (Phil Steele), Honorable Mention All-Pac-12

ERIK BROWN

Preseason No. 1 Cal Recruit (247 Sports Composite/Athlon/Sporting News), Preseason No. 18 Pac-12 Recruit (247Sports Composite/Athlon), Preseason No. 20 Pac-12 Recruit (Lindy's), Preseason No. 25 National Wide Receiver Recruit (247 Sports/Athlon), Preseason No. 28 National Freshman Wide Receiver (Phil Steele)

AUSTIN CLARK

Cal Joe Roth Award, Honorable Mention All-Pac-12

CALEB COLEMAN

Cal Jonathan and Judy Hoff Football Scholar-Athlete of the Week – February 27, 2015, Cal Jonathan and Judy Hoff Football Scholar-Athlete of the Year Award, First-Team Pac-12 All-Academic

JEFFREY COPRICH

Allstate AFCA Good Works Team®, Cal Jonathan and Judy Hoff Football Scholar-Athlete of the Week – February 20, 2015

CORMAC CRAIGIE

National Football Foundation Hampshire Honors Society

ALEJANDRO CROSTHWAITE

Cal Bob Tessier Award Most Improved Lineman, Second-Team Pac-12 All-Academic

ANTOINE DAVIS

Cal Ted Agu Community Service Award Player Who Is Consistently Involved In The Community

TREVOR DAVIS

California Muscle-Milk Student-Athlete of the Week – October 4, First-Team All-Pac-12 (Phil Steele), Midseason First-Team All-Pac-12 (Phil Steele), Midseason Third-Team All-American (Phil

Steele), National Specialist of the Week – October 4 (CBSSports.com), Pac-12 Player of the Week – October 4 (SEVEN Magazine Royal Purple Las Vegas Bowl), Pac-12 Special Teams Player of the Week – October 4, Preseason No. 8 Cal Recruit (247 Sports/Athlon), Preseason Other Transfers of Note (Athlon), Second-Team All-Pac-12 (College Sports Madness)

DEVANTE DOWNS

Preseason No. 2 Cal Recruit (247 Sports/Athlon), Preseason No. 30 National Freshman Running Back (Phil Steele)

SONNY DYKES

Preseason No. 24 National New Coach of 2013 (Athlon)

KENNEDY EMESIBE

Cal Jonathan and Judy Hoff Football Scholar-Athlete of the Week – April 13, 2015

VIC ENWERE

Preseason No. 6 Cal Recruit (247 Sports/Athlon)

DONOVAN FRAZER

Cal Dink Artal Award Scout Team Player of the Year

DOMINIC GRANADO

Cal Jonathan and Judy Hoff Football Scholar-Athlete of the Week – March 13, 2015

LUCUS GINGOLD

Cal Captain Award

JARED GOFF

Cal Captain Award, Cal Special Recognition Award, California Muscle-Milk Student-Athlete of the Week – September 27, Co-National Performer of the Week – September 27 (CFPA), Co-National Performer of the Week – October 4 (CFPA), Co-National Quarterback of the Week – September 27 (CFPA), Co-National Quarterback of the Week – October 4 (CFPA), Honorable Mention All-Pac-12, Midseason Second-Team All-Pac-12 (Phil Steele), Manning Award Star of the Week – September 27, National Offensive Player of the Week – September 27 (CBSSports.com, College Sports Madness, Walter Camp Football Foundation), Pac-12 Offensive Player of the Week – September 27 (College Sports Madness), Pac-12 Player of the Week – September 27 (College Sports Madness, SEVEN Magazine Royal Purple Las Vegas Bowl), Preseason Cal Key Returner (USA Today), Preseason Cal Players to Watch (Lindy's), Preseason Davey O'Brien National Quarterback Award Watch List, Preseason Key Bears (Athlon), Preseason Maxwell Trophy Watch List (CFPA), Preseason No. 33 National Fantasy Football Quarterback (Lindy's), Preseason Quarterback Trophy Watch List (CFPA)

DOMINIC GRANADO

Cal Jonathan and Judy Hoff Football Scholar-Athlete of the Week – April 3, 2015

CHRIS HARPER

Preseason Biletnikoff Award Watch List, Preseason Cal Players to Watch (Lindy's), Preseason Key Returner (USA Today), Preseason No. 32 Draft Eligible Wide Receiver (Phil Steele), Preseason Third-Team All-Pac-12 (Athlon, Phil Steele), Preseason Wide Receiver Trophy Watch List (CFPA)

DOMINIC GRANADO

Cal Jonathan and Judy Hoff Football Scholar-Athlete of the Week – February 11, 2015

ELHASSAN IBRAHIM

Cal Jonathan and Judy Hoff Football Scholar-Athlete of the Week – February 27, 2015

2014 HONORS & AWARDS

MUSTAFA JALIL

Cal Brick Muller Award Most Valuable Lineman, Midseason Second-Team All-Pac-12 (Phil Steele)

JALEN JEFFERSON

Preseason Fourth-Team All-Pac-12 (Athlon, Phil Steele)

JONATHAN JOHNSON

Cal Jonathan and Judy Hoff Football Scholar-Athlete of the Week – February 4, 2015, Preseason No. 9 Cal Recruit (247 Sports/Athlon)

JAKE KEARNEY

Cal Jonathan and Judy Hoff Football Scholar-Athlete of the Week – October 20

TREVOR KELLY

Preseason No. 7 Cal Recruit (247 Sports/Athlon)

JAMES LANGFORD

Capital One Academic-All-District 8, Honorable Mention Pac-12 All-Academic, National Football Foundation Hampshire Honors Society

DANIEL LASCO

Cal Captain Award, Cal Most Valuable Player, National Running Back Performer of the Week – November 1 (CFPA), Honorable Mention All-Pac-12, Honorable Mention National Running Back Performer of the Week – September 27 (CFPA), Pac-12 Player of the Week – November 1 (SEVEN Magazine Royal Purple Las Vegas Bowl), Preseason Doak Walker Award Candidate

COLE LEININGER

Honorable Mention Pac-12 All-Academic, Preseason Punter Trophy Watch List (CFPA), Preseason Ray Guy Award Watch List, Preseason Third-Team All-Pac-12 (Lindy's), Ray Guy Award Nominee

***CHANDLER LENIU**

Preseason No. 3 Cal Recruit (247 Sports/Athlon), Preseason No. 60 National Freshman Linebacker (Phil Steele)

*Did not attend Cal

MICHAEL LOWE

Cal Captain Award

JOEY MAHALIC

National Football Foundation Hampshire Honors Society

STEFAN MCCLURE

Cal Captain Award, Cal Frank Storment Award Outstanding Student-Athlete From Southern California, Preseason Key Bears (Athlon)

BRYCE MCGOVERN

Cal Scott Duncan Award Most Valuable Special Teams Player, Honorable Mention All-Pac-12

STEVEN MOORE

Cal Andy Smith Trophy Player With Most Big C Playing Time, Preseason Key Bears (Athlon)

KHALFANI MUHAMMAD

Preseason Cal Key Returner (USA Today), Preseason Fourth-Team All-Pac-12 (Athlon), Preseason Kickoff Returner Trophy Watch List (CFPA), Preseason Paul Hornung Award Watch List

HARDY NICKERSON

Honorable Mention Pac-12 All-Academic

GRIFFIN PIATT

Cal Jonathan and Judy Hoff Football Scholar-Athlete of the Week – February 27, 2015, Capital One Academic-All-District 8, First-Team Pac-12 All-Academic, Midseason Second-Team All-Pac-12 (Phil Steele)

LONNY POWELL

Cal Jonathan and Judy Hoff Football Scholar-Athlete of the Week – April 27, 2015

JORDAN RIGSBEE

Cal Jonathan and Judy Hoff Football Scholar-Athlete of the Week – March 6, 2015, Preseason Fourth-Team All-Pac-12 (Phil Steele), Preseason No. 23 Draft Eligible Guard (Phil Steele)

LUKE RUBENZER

Cal Clint Evans Trophy Most Intense Freshman Competitor, Preseason No. 10 Cal Recruit (247 Sports/Athlon)

BRENNAN SCARLETT

Cal Captain Award, Preseason Third-Team All-Pac-12 (Athlon), Preseason Fourth-Team All-Pac-12 (Phil Steele), Preseason Rising Star (Athlon), Preseason Third-Team All-Pac-12 (Lindy's), Second-Team Pac-12 All-Academic

AVERY SEBASTIAN

Preseason Third-Team All-Pac-12 (Athlon)

JOHN SHEPERDSON

NFLPA Collegiate Bowl Selection

QUENTIN TARTABULL

Cal Jonathan and Judy Hoff Football Scholar-Athlete of the Week – March 30, 2015

MICHAEL TRANI

Cal Jonathan and Judy Hoff Football Scholar-Athlete of the Week – November 4

BRYCE TREGGS

Preseason Cal Key Returner (USA Today), Preseason Cal Players to Watch (Lindy's), Preseason No. 37 Draft Eligible Wide Receiver (Phil Steele), Preseason Third-Team All-Pac-12 (Lindy's), Preseason Fourth-Team All-Pac-12 (Phil Steele)

CAMERON WALKER

Cal Jonathan and Judy Hoff Football Scholar-Athlete of the Week – February 27, 2015, Second-Team Pac-12 All-Academic

TRE WATSON

Preseason No. 4 Cal Recruit (247 Sports/Athlon), Preseason Top Cal Newcomer (Lindy's)

NOAH WESTERFIELD

Cal Bob Simmons Award Most Valuable Freshman

DARIUS WHITE

Cal Jonathan and Judy Hoff Football Scholar-Athlete of the Week – November 4, Preseason No. 5 Cal Recruit (247 Sports/Athlon), Preseason No. 71 National Junior College Player (Phil Steele)

DRAKE WHITEHURST

Honorable Mention Pac-12 All-Academic

HARRISON WILFLEY

Cal Tiny Bates Award Northern California/Sacramento Area Senior That Exemplifies Outstanding Performance And Citizenship On The Field And In The Classroom

2014 STATISTICS

Record	Overall	Home	Away	Neutral
All Games	5-7	2-4	3-2	0-1
Conference	3-6	1-3	2-2	0-1
Nonconference	2-1	1-1	1-0	0-0

Date	Opponent	Result	Overall	Conference	Time	Attend
8/30/2014	at Northwestern	W, 31-24	1-0-0	0-0-0	3:24	34228
9/6/2014	SACRAMENTO STATE	W, 55-14	2-0-0	0-0-0	3:27	48185
*9/20/2014	at Arizona	L, 45-49	2-1-0	0-1-0	3:43	45595
* 9/27/2014	COLORADO	WOT, 59-56	3-1-0	1-1-0	4:01	39821
*10/4/2014	at Washington State	W, 60-59	4-1-0	2-1-0	4:04	30020
* 10/11/2014	WASHINGTON	L, 7-31	4-2-0	2-2-0	3:14	44449
* 10/18/2014	UCLA	L, 34-36	4-3-0	2-3-0	3:40	49257
^10/24/2014	OREGON	L, 41-59	4-4-0	2-4-0	3:48	55575
*11/1/2014	at Oregon State	W, 45-31	5-4-0	3-4-0	3:35	42479
*11/13/2014	at USC	L, 30-38	5-5-0	3-5-0	3:34	64615
* 11/22/2014	STANFORD	L, 17-38	5-6-0	3-6-0	3:35	56483
11/29/2014	BYU	L, 35-42	5-7-0	3-6-0	3:29	47856

*Pac-12 Conference Game; All Home Games in Bold at California Memorial Stadium, Berkeley, CA

^Levi's® Stadium, Santa Clara, CA

TEAM STATISTICS

	CAL	OPP
SCORING	459	477
Points Per Game	38.2	39.8
Points Off Turnovers	65	69
FIRST DOWNS	319	332
Rushing	99	95
Passing	188	203
Penalty	32	34
RUSHING YARDAGE	1790	1735
Yards gained rushing	2092	1990
Yards lost rushing	302	255
Rushing Attempts	440	436
Average Per Rush	4.1	4.0
Average Per Game	149.2	144.6
TDs Rushing	22	19
PASSING YARDAGE	4152	4406
Comp-Att-Int	329-535-10	356-544-12
Average Per Pass	7.8	8.1
Average Per Catch	12.6	12.4
Average Per Game	346.0	367.2
TDs Passing	37	42
TOTAL OFFENSE	5942	6141
Total Plays	975	980
Average Per Play	6.1	6.3
Average Per Game	495.2	511.8
KICK RETURNS: #-Yards	52-1170	49-994
PUNT RETURNS: #-Yards	23-175	7-80
INT RETURNS: #-Yards	12-60	10-126
KICK RETURN AVERAGE	22.5	20.3
PUNT RETURN AVERAGE	7.6	11.4
INT RETURN AVERAGE	5.0	12.6
FUMBLES-LOST	20-10	13-5
PENALTIES-Yards	107-987	96-973
Average Per Game	82.2	81.1
PUNTS-Yards	56-2233	56-2152
Average Per Punt	39.9	38.4
Net punt average	36.3	34.2
KICKOFFS-Yards	78-4560	84-5010
Average Per Kick	58.5	59.6
Net kick average	37.7	37.1
TIME OF POSSESSION/Game	29:58	30:02
3RD-DOWN Conversions	88/191	78/186
3rd-Down Pct	46%	42%
4TH-DOWN Conversions	19/28	20/27
4th-Down Pct	68%	74%
SACKS BY-Yards	16-127	28-209
MISC YARDS	0	0
TOUCHDOWNS SCORED	61	63

	11-17	13-19
FIELD GOALS-ATTEMPTS	11-17	13-19
ON-SIDE KICKS	1-3	3-3
RED-ZONE SCORES	(45-51) 88%	(51-62) 82%
RED-ZONE TOUCHDOWNS	(37-51) 73%	(40-62) 65%
PAT-ATTEMPTS	(56-57) 98%	(60-60) 100%
ATTENDANCE	341626	216937
Games/Avg Per Game	7/48804	5/43387
Neutral Site Games		0/0

SCORE BY QUARTERS	1st	2nd	3rd	4th	OT	Total
Cal	89	134	121	105	10	459
Opponents	111	130	121	108	7	477

RUSHING	GP	Att	Gain	Loss	Net	Avg	TD	Long	Avg/G
Daniel Lasco	12	210	1151	36	1115	5.3	12	50	92.9
Khalvani Muhammad	11	46	220	5	215	4.7	4	50	19.5
Luke Rubenzer	11	52	225	18	207	4.0	3	17	18.8
Vic Enwere	12	34	194	1	193	5.7	2	26	16.1
Tre Watson	12	25	98	4	94	3.8	1	13	7.8
Chris Harper	12	5	18	1	17	3.4	0	9	1.4
Austin Hinder	1	4	13	2	11	2.8	0	7	11.0
Patrick Laird	5	3	6	0	6	2.0	0	3	1.2
Bryce Treggs	12	1	0	0	0	0.0	0	0	0.0
Team	5	5	0	24	-24	-4.8	0	0	-4.8
Jared Goff	12	55	167	211	-44	-0.8	0	19	-3.7
Total.....	12	440	2092	302	1790	4.1	22	50	149.2
Opponents.....	12	436	1990	255	1735	4.0	19	73	144.6

PASSING	G	Effic	Cmp-Att-Int	Pct	Yds	TD	Lng	Avg/G
Jared Goff	12	147.59	316-509-7	62.1	3973	35	92	331.1
Luke Rubenzer	11	126.40	12-21-3	57.1	166	2	60	15.1
Austin Hinder	1	69.73	1-3-0	33.3	13	0	13	13.0
Team	4	0.00	0-1-0	0.0	0	0	0	0.0
Cole Leininger	12	0.00	0-1-0	0.0	0	0	0	0.0
Total.....	12	145.77	329-535-10	61.5	4152	37	92	346.0
Opponents.....	12	154.54	356-544-12	65.4	4406	42	90	367.2

2014 STATISTICS

RECEIVING	G	No.	Yds	Avg	TD	Long	Avg/G
Kenny Lawler	11	54	701	13.0	9	49	63.7
Chris Harper	12	52	634	12.2	6	41	52.8
Bryce Treggs	12	52	583	11.2	6	80	48.6
Stephen Anderson	10	46	661	14.4	5	75	66.1
Daniel Lasco	12	33	356	10.8	2	92	29.7
Maurice Harris	12	25	252	10.1	2	30	21.0
Trevor Davis	10	24	399	16.6	5	76	39.9
Darius Powe	10	20	328	16.4	1	60	32.8
Raymond Hudson	10	8	124	15.5	0	38	12.4
Khalfani Muhammad	11	7	63	9.0	0	41	5.7
Matt Rockett	12	3	18	6.0	0	7	1.5
Vic Enwere	12	2	18	9.0	0	11	1.5
Luke Rubenzer	11	1	9	9.0	0	9	0.8
Lucus Gingold	6	1	5	5.0	1	5	0.8
Tre Watson	12	1	1	1.0	0	1	0.1
Total.....	12	329	4152	12.6	37	92	346.0
Opponents.....	12	356	4406	12.4	42	90	367.2

PUNT RETURNS	No.	Yds	Avg	TD	Long
Chris Harper	13	100	7.7	0	27
Trevor Davis	8	70	8.8	0	24
Bryce Treggs	1	1	1.0	0	1
Tre Watson	1	4	4.0	0	4
Total.....	23	175	7.6	0	27
Opponents.....	7	80	11.4	1	58

INTERCEPTIONS	No.	Yds	Avg	TD	Long
Griffin Piatt	3	7	2.3	0	7
Caleb Coleman	2	6	3.0	0	4
Avery Sebastian	1	0	0.0	0	0
Jalen Jefferson	1	0	0.0	0	0
Darius White	1	0	0.0	0	0
Hardy Nickerson	1	8	8.0	0	8
Jake Kearney	1	0	0.0	0	0
Cameron Walker	1	39	39.0	0	39
Stefan McClure	1	0	0.0	0	0
Total.....	12	60	5.0	0	39
Opponents.....	10	126	12.6	0	46

KICK RETURNS	No.	Yds	Avg	TD	Long
Tre Watson	20	407	20.4	0	28
Khalfani Muhammad	14	289	20.6	0	37
Trevor Davis	13	424	32.6	2	100
Devante Downs	2	8	4.0	0	6
Raymond Hudson	2	17	8.5	0	17
Bryce Treggs	1	25	25.0	0	25
Total.....	52	1170	22.5	2	100
Opponents.....	49	994	20.3	0	67

FUMBLE RETURNS	No.	Yds	Avg	TD	Long
Michael Lowe	1	28	28.0	0	28
Stefan McClure	1	22	22.0	0	22
Hardy Nickerson	1	27	27.0	0	27
Total.....	3	77	25.7	0	28
Opponents.....	3	108	36.0	1	100

SCORING	TD	FGs	-----PATs-----					Saf	Points
			Kick	Rush	Rcv	Pass	DXP		
James Langford	0	11-17	56-57	0-0	0	0-0	0	0	89
Daniel Lasco	14	0-0	0-0	0-0	1	0-0	0	0	86
Kenny Lawler	9	0-0	0-0	0-0	0	0-0	0	0	54
Trevor Davis	7	0-0	0-0	0-0	0	0-0	0	0	42
Bryce Treggs	6	0-0	0-0	0-0	0	0-0	0	0	36
Chris Harper	6	0-0	0-0	0-0	0	0-0	0	0	36
Stephen Anderson	5	0-0	0-0	0-0	0	0-0	0	0	30
Khalfani Muhammad	4	0-0	0-0	0-0	0	0-0	0	0	24
Luke Rubenzer	3	0-0	0-0	0-0	0	0-0	0	0	18
Vic Enwere	2	0-0	0-0	0-0	0	0-0	0	0	12
Maurice Harris	2	0-0	0-0	0-0	0	0-0	0	0	12
Tre Watson	1	0-0	0-0	0-0	0	0-0	0	0	6
Darius Powe	1	0-0	0-0	0-0	0	0-0	0	0	6
Lucus Gingold	1	0-0	0-0	0-0	0	0-0	0	0	6
Mustafa Jalil	0	0-0	0-0	0-0	0	0-0	0	1	2
Jared Goff	0	0-0	0-0	0-1	0	1-3	0	0	0
Total.....	61	11-17	56-57	0-1	1	1-3	0	1	459
Opponents.....	63	13-19	60-60	0-0	0	0-2	0	0	477

TOTAL OFFENSE	G	Plays	Rush	Pass	Total	Avg/G
Jared Goff	12	564	-44	3973	3929	327.4
Daniel Lasco	12	210	1115	0	1115	92.9
Luke Rubenzer	11	73	207	166	373	33.9
Khalfani Muhammad	11	46	215	0	215	19.5
Vic Enwere	12	34	193	0	193	16.1
Tre Watson	12	25	94	0	94	7.8
Austin Hinder	1	7	11	13	24	24.0
Chris Harper	12	5	17	0	17	1.4
Patrick Laird	5	3	6	0	6	1.2
TM	1	1	-5	0	-5	-5.0
Team	4	5	-19	0	-19	-4.8
Total.....	12	975	1790	4152	5942	495.2
Opponents.....	12	980	1735	4406	6141	511.8

FIELD GOALS	FGM-FGA	Pct	01-19	20-29	30-39	40-49	50-99	Lg	Blk
James Langford	11-17	64.7	0-0	3-3	4-4	4-8	0-2	47	0

FG SEQUENCE	California	OPPONENTS
Northwestern	(20)	(24)
Sacramento State	(33),42,(47)	-
Arizona	(45),47	27,(39),(28),(31)
Colorado	42,(34)	39,39,45
Washington State	(31),(26)	(42),19
Washington	-	36,(42)
UCLA	-	(37),(24),(26)
Oregon	47	(23)
Oregon State	50,(41),(26),(47)	(30)
USC	-	(25)
Stanford	(38)	(24)
BYU	50	-

Numbers in (parentheses) indicate field goal was made.

PUNTING	No.	Yds	Avg	Long	TB	FC	I20	50+	Blkd
Cole Leiningner	52	2072	39.8	59	5	17	16	8	0
Jared Goff	3	122	40.7	50	1	0	2	1	0
Luke Rubenzer	1	39	39.0	39	0	0	1	0	0
Total.....	56	2233	39.9	59	6	17	19	9	0
Opponents.....	56	2152	38.4	60	3	17	18	10	1

KICKOFFS	No.	Yds	Avg	TB	OB	Retn	Net	YdLn
James Langford	77	4506	58.5	25	2			
Matt Anderson	1	54	54.0	0	0			
Total.....	78	4560	58.5	25	2	994	37.7	27
Opponents.....	84	5010	59.6	29	1	1170	37.1	27

2014 STATISTICS

ALL PURPOSE	G	Rush	Rec	PR	KOR	IR	Tot	Avg/G
Daniel Lasco	12	1115	356	0	0	0	1471	122.6
Trevor Davis	10	0	399	70	424	0	893	89.3
Chris Harper	12	17	634	100	0	0	751	62.6
Kenny Lawler	11	0	701	0	0	0	701	63.7
Stephen Anderson	10	0	661	0	0	0	661	66.1
Bryce Treggs	12	0	583	1	25	0	609	50.8
Khalfani Muhammad	11	215	63	0	289	0	567	51.5
Tre Watson	12	94	1	4	407	0	506	42.2
Darius Powe	10	0	328	0	0	0	328	32.8
Maurice Harris	12	0	252	0	0	0	252	21.0
Luke Rubenzer	11	207	9	0	0	0	216	19.6
Vic Enwere	12	193	18	0	0	0	211	17.6
Raymond Hudson	10	0	124	0	17	0	141	14.1
Cameron Walker	12	0	0	0	0	39	39	3.2
Matt Rockett	12	0	18	0	0	0	18	1.5
Austin Hinder	1	11	0	0	0	0	11	11.0
Devante Downs	12	0	0	0	8	0	8	0.7
Hardy Nickerson	12	0	0	0	0	8	8	0.7
Griffin Piatt	6	0	0	0	0	7	7	1.2
Patrick Laird	5	6	0	0	0	0	6	1.2
Caleb Coleman	9	0	0	0	0	6	6	0.7
Lucus Gingold	6	0	5	0	0	0	5	0.8
Team	5	-24	0	0	0	0	-24	-4.8
Jared Goff	12	-44	0	0	0	0	-44	-3.7
Total.....	12	1790	4152	175	1170	60	7347	612.2
Opponents.....	12	1735	4406	80	994	126	7341	611.8

2014 STATISTICS

DEFENSIVE LEADERS	GP-GS	---Tackles---			TFL/Yds	-Sacks-		---Pass Def---			-Fumbles-		Blkd	
		Solo	Ast	Total		No-Yards	Int-Yds	BrUp	QBH	Rcv-Yds	FF	Kick	Saf	
Michael Barton	12-10	37	43	80	7.5-16	1.5-8	.	2	
Michael Lowe	11-11	46	28	74	5.5-10	.	.	2	.	1-28	.	.	.	
Hardy Nickerson	12-6	33	37	70	2.0-7	.	1-8	.	.	1-27	1	.	.	
Jalen Jefferson	12-9	33	25	58	6.5-52	2.0-27	1-0	1	1	
Cameron Walker	12-10	38	17	55	0.5-1	.	1-39	4	.	.	.	1	.	
Cedric Dozier	12-12	31	21	52	1.0-2	.	.	5	.	1-0	.	.	.	
Stefan McClure	8-8	28	22	50	1.5-3	.	1-0	.	.	1-22	.	.	.	
Jake Kearney	10-6	19	21	40	4.0-21	.	1-0	2	
Griffin Piatt	6-4	25	15	40	1.0-12	1.0-12	3-7	6	
Mustafa Jalil	12-12	14	21	35	5.5-12	1.5-8	.	.	2	.	.	.	1	
Devante Downs	12-0	19	15	34	5.0-18	3.0-14	
Darius Allensworth	12-0	20	12	32	1.0-8	1.0-8	.	6	
Darius White	10-3	14	14	28	.	.	1-0	3	
Bryce McGovern	12-0	17	10	27	.	.	.	1	.	.	.	1	.	
Trevor Kelly	12-2	7	14	21	
Avery Sebastian	7-1	10	11	21	.	.	1-0	.	.	.	1	.	.	
Austin Clark	11-10	5	16	21	1.0-1	.	.	.	1	
Todd Barr	12-7	9	11	20	4.0-24	2.0-20	.	.	4	.	2	.	.	
Tony Mekari	12-5	5	12	17	1.0-2	.	.	.	2	
Noah Westerfield	12-5	9	8	17	1.0-4	.	.	.	3	
Caleb Coleman	9-1	10	5	15	.	.	2-6	3	
Johnathan Johnson	7-0	8	6	14	1.0-10	1.0-10	.	.	1	
Marcus Manley	12-0	3	9	12	
Brennan Scarlett	5-5	7	3	10	2.5-19	2.0-17	.	1	3	.	1	.	.	
Raymond Davison	11-4	4	6	10	1	1-0	.	.	.	
Arthur Wainwright	11-0	7	1	8	
Edward Tandy	6-0	3	5	8	.	.	.	1	
Puka Lopa	10-0	4	4	8	1.0-3	1.0-3	
Hamilton Anoa'i	11-0	2	5	7	1.0-1	.	.	1	
Patrick Worstell	8-0	4	3	7	.	.	.	1	.	.	1	.	.	
Aisea Tongilava	8-1	2	5	7	0.5-2	.	.	.	1	
Harrison Wilfley	11-1	3	3	6	1	
Jack Austin	12-0	3	2	5	
David Garner	3-0	1	4	5	
Daniel Lasco	12-11	2	3	5	
David Davis	10-0	.	3	3	
Trey Cheek	6-0	3	.	3	.	.	.	1	.	.	1	.	.	
Cormac Craigie	2-0	.	3	3	
Stephen Anderson	10-8	3	.	3	
Trevor Davis	10-2	2	.	2	
A.J. Greathouse	9-0	1	1	2	
Team	5-0	2	.	2	
Joel Willis	1-0	2	.	2	
Steven Moore	12-12	.	1	1	
Chris Adcock	12-12	.	1	1	
James Langford	12-0	1	.	1	
Luke Rubenzer	11-0	1	.	1	
Kennedy Emesibe	1-0	1	.	1	
Matt Cochran	10-1	1	.	1	
Antione Davis	1-0	1	.	1	1.0-1	
Total.....	12-0	500	446	946	55-229	16-127	12-60	40	20	5-77	7	2	1	
Opponents.....	12-0	514	398	912	64.0-286	28-209	10-126	66	21	10-108	14	1	.	

TEAM STATISTICS

Date	Opponent	--RUSHING--				--RECEIVING--				--PASSING--				--KICK RET--				--PUNT RET--				tot off
		No.	Yds	TD	Lg	No.	Yds	TD	Lg	Cmp-Att-Int	Yds	TD	Lg	No	Yds	TD	Lg	No	Yds	TD	Lg	
8/30	at Northwestern	45	114	1	11	23	300	3	76	23-39-2	300	3	76	4	58	0	21	2	17	0	9	414
9/6	SACRAMENTO STATE	48	255	2	50	21	326	5	60	21-29-0	326	5	60	1	27	0	27	7	72	0	19	581
9/20	at Arizona	42	193	3	50	18	380	3	80	18-30-1	380	3	80	1	0	0	0	4	22	0	24	573
9/27	COLORADO	30	127	1	26	24	458	7	92	24-42-1	458	7	92	5	132	0	37	0	0	0	0	585
10/4	at Washington State	18	62	1	15	37	527	5	55	37-53-0	527	5	55	8	286	2	100	3	22	0	18	589
10/11	WASHINGTON	33	64	1	13	35	304	0	25	35-51-0	304	0	25	5	95	0	25	1	-3	0	0	368
10/18	UCLA	31	56	2	19	26	310	3	49	26-42-1	310	3	49	3	88	0	45	0	0	0	0	366
10/24	OREGON	38	193	4	30	33	367	2	52	33-55-0	367	2	52	8	167	0	28	1	1	0	1	560
11/1	at Oregon State	47	269	4	23	24	277	1	32	24-47-0	277	1	32	4	89	0	26	2	-2	0	0	546
11/13	at USC	31	105	1	17	29	279	3	29	29-47-0	279	3	29	8	165	0	28	0	0	0	0	384
11/22	STANFORD	36	179	1	17	21	231	1	28	21-40-4	231	1	28	0	0	0	0	2	43	0	27	410
11/29	BYU	41	173	1	16	38	393	4	41	38-60-1	393	4	41	5	63	0	29	1	3	0	3	566
	Total.....	440	1790	22	50	329	4152	37	92	329-535-10	4152	37	92	52	1170	2	100	23	175	0	27	5942
	Opponents.....	436	1735	19	73	356	4406	42	90	356-544-12	4406	42	90	49	994	0	67	7	80	1	58	6141

Games played: 12
 Avg per rush: 4.1
 Avg per catch: 12.6
 Pass efficiency: 145.77
 Kick ret avg: 22.5
 Punt ret avg: 7.6
 All purpose avg/game: 612.2
 Total offense avg/gm: 495.2

Date	Opponent	--TACKLES--				--SACKS--		--FUMBLE--		Pass			Blkd			--Kicks-XPTS--				Pts	
		Solo	Ast	Total	TFL-Yds	No-Yds	FF	FR-Yds	Int-Yds	QBH	Brk	Kick	Att-Mad	Run	Rcv	Saf					
8/30	at Northwestern	45	30	75	4.0-30	2.0-28	0	0-0	2-0	1	4	0	4-4	0	0	0	0	0	0	0	31
9/6	SACRAMENTO STATE	31	22	53	5.0-24	3.0-18	2	1-0	1-0	2	7	0	7-7	0	0	0	0	0	0	55	
9/20	at Arizona	59	19	78	7.0-24	3.0-20	0	0-0	2-7	0	2	0	6-6	0	0	0	0	0	45		
9/27	COLORADO	49	55	104	6.0-16	0.0-0	1	0-0	1-0	5	6	0	8-8	0	0	0	0	0	59		
10/4	at Washington State	55	26	81	5.0-13	0.0-0	0	0-0	0-0	2	1	0	7-6	0	0	0	0	0	60		
10/11	WASHINGTON	31	48	79	5.0-33	2.0-20	0	0-0	0-0	0	5	1	1-1	0	0	0	0	7			
10/18	UCLA	47	52	99	5.0-9	1.0-1	3	2-27	1-39	2	3	0	4-4	0	0	0	0	34			
10/24	OREGON	36	36	72	2.0-3	0.0-0	1	1-28	1-0	0	2	0	5-5	0	0	0	0	41			
11/1	at Oregon State	40	28	68	4.0-16	1.0-10	0	0-0	1-2	0	4	0	4-4	0	1	0	0	45			
11/13	at USC	48	32	80	8.0-33	1.0-5	0	0-0	1-8	1	1	0	4-4	0	0	1	0	30			
11/22	STANFORD	32	50	82	1.0-3	0.0-0	0	0-0	1-0	2	1	1	2-2	0	0	0	0	17			
11/29	BYU	27	48	75	3.0-25	3.0-25	0	1-22	1-4	5	4	0	5-5	0	0	0	0	35			
	Total.....	500	446	946	55.0-229	16.0-127	7	5-77	12-60	20	40	2	57-56	0	1	1	1	459			
	Opponents.....	514	398	912	64.0-286	28.0-209	14	10-108	10-126	21	66	1	60-60	0	0	0	0	477			

Date	Opponent	--PUNTING--								--FIELD GOALS--			--KICKOFFS--				OB	
		No	Yds	Avg	Long	Blkd	TB	FC	50+I20	Att-Made	Lg	Blkd	No	Yds	Avg	TB		
8/30	at Northwestern	4	143	35.8	42	0	0	0	0	1	1	20	0	6	379	63.2	3	0
9/6	SACRAMENTO STATE	2	92	46.0	52	0	0	0	1	2	3	47	0	10	626	62.6	4	0
9/20	at Arizona	5	211	42.2	53	0	0	2	2	1	2	45	0	8	520	65.0	8	0
9/27	COLORADO	4	168	42.0	49	0	1	1	0	0	2	34	0	8	483	60.4	1	1
10/4	at Washington State	4	161	40.2	50	0	1	0	1	1	2	31	0	10	571	57.1	2	0
10/11	WASHINGTON	6	268	44.7	59	0	1	1	1	3	0	0	0	2	75	37.5	0	0
10/18	UCLA	8	352	44.0	54	0	2	3	2	5	0	0	0	6	229	38.2	0	0
10/24	OREGON	4	164	41.0	48	0	0	0	0	1	1	0	0	6	319	53.2	1	0
11/1	at Oregon State	4	155	38.8	53	0	1	1	1	0	4	47	0	9	549	61.0	2	1
11/13	at USC	6	219	36.5	50	0	0	3	1	3	0	0	0	4	228	57.0	0	0
11/22	STANFORD	4	131	32.8	40	0	0	2	0	0	1	38	0	3	194	64.7	2	0
11/29	BYU	5	169	33.8	39	0	0	4	0	2	1	0	0	6	387	64.5	2	0
	Total.....	56	2233	39.9	59	0	6	17	9	19	17-11	47	0	78	4560	58.5	25	2
	Opponents.....	56	2152	38.4	60	1	3	17	10	18	19-13	42	1	84	5010	59.6	29	1

OPPONENT STATISTICS

Date	Opponent	RUSHING				RECEIVING				PASSING				KICK RET				PUNT RET				Tot off
		No.	Yds	TD	Lg	No.	Yds	TD	Lg	Cmp-Att-Int	Yds	TD	Lg	No	Yds	TD	Lg	No	Yds	TD	Lg	
8/30	at Northwestern	36	108	1	11	24	246	2	54	24-45-2	246	2	54	3	60	0	25	0	0	0	0	354
9/6	SACRAMENTO STATE	25	117	1	73	20	184	1	15	20-41-1	184	1	15	6	96	0	27	0	0	0	0	301
9/20	at Arizona	32	107	1	14	47	520	5	47	47-74-2	520	5	47	0	0	0	0	1	-3	0	0	627
9/27	COLORADO	43	175	1	39	46	455	7	34	46-67-1	455	7	34	6	133	0	30	1	2	0	2	630
10/4	at Washington State	25	78	2	20	49	734	6	90	49-70-0	734	6	90	8	134	0	30	1	14	0	14	812
10/11	WASHINGTON	38	111	0	15	22	273	3	86	22-29-0	273	3	86	2	2	0	2	3	9	0	7	384
10/18	UCLA	47	237	2	15	31	330	2	49	31-42-1	330	2	49	5	99	0	67	0	0	0	0	567
10/24	OREGON	46	264	2	25	18	326	5	54	18-30-1	326	5	54	4	112	0	45	1	58	1	58	590
11/1	at Oregon State	23	148	2	49	30	320	2	26	30-45-1	320	2	26	6	161	0	34	0	0	0	0	468
11/13	at USC	35	79	1	13	31	371	4	36	31-42-1	371	4	36	4	73	0	27	0	0	0	0	450
11/22	STANFORD	47	204	5	30	15	214	0	27	15-21-1	214	0	27	1	30	0	30	0	0	0	0	418
11/29	BYU	39	107	1	30	23	433	5	83	23-38-1	433	5	83	4	94	0	27	0	0	0	0	540
	Opponents	436	1735	19	73	356	4406	42	90	356-544-12	4406	42	90	49	994	0	67	7	80	1	58	6141
	California	440	1790	22	50	329	4152	37	92	329-535-10	4152	37	92	52	1170	2	100	23	175	0	27	5942

Games played: 12
 Avg per rush: 4.0
 Avg per catch: 12.4
 Pass efficiency: 154.54
 Kick ret avg: 20.3
 Punt ret avg: 11.4
 All purpose avg/game: 611.8
 Total offense avg/gm: 511.8

Date	Opponent	TACKLES				SACKS		FUMBLE		Pass			Blkd		Kicks-XPTS				Pts
		Solo	Ast	Total	TFL-Yds	No-Yds	FF	FR-Yds	Int-Yds	QBH	Brk	Kick	Att-Mad	Run	Rcv	Saf			
8/30	at Northwestern	57	20	77	4.0-19	2.0-13	1	0-0	2-7	5	2	0	3-3	0	0	0	24		
9/6	SACRAMENTO STATE	49	30	79	3.0-7	0.0-0	2	1-0	0-0	2	1	0	2-2	0	0	0	14		
9/20	at Arizona	40	28	68	10.0-38	3.0-24	1	1-0	1-24	0	3	0	4-4	0	0	0	49		
9/27	COLORADO	30	28	58	5.0-21	2.0-12	1	1-0	1-20	1	5	0	8-8	0	0	0	56		
10/4	at Washington State	42	20	62	3.0-14	1.0-9	0	0-0	0-0	3	7	1	8-8	0	0	0	59		
10/11	WASHINGTON	41	46	87	7.0-48	4.0-43	3	3-101	0-0	2	2	0	4-4	0	0	0	31		
10/18	UCLA	36	30	66	8.0-41	3.0-29	1	0-0	1-0	2	5	0	3-3	0	0	0	36		
10/24	OREGON	43	46	89	4.0-27	3.0-26	2	2-0	0-0	0	12	0	8-8	0	0	0	59		
11/1	at Oregon State	45	44	89	5.0-14	2.0-9	0	0-0	0-0	0	6	0	4-4	0	0	0	31		
11/13	at USC	44	30	74	7.0-31	4.0-24	1	1-0	0-0	0	7	0	5-5	0	0	0	38		
11/22	STANFORD	33	36	69	3.0-10	2.0-7	1	1-7	4-48	3	7	0	5-5	0	0	0	38		
11/29	BYU	54	40	94	5.0-16	2.0-13	1	0-0	1-27	3	9	0	6-6	0	0	0	42		
	Opponents	514	398	912	64.0-286	28.0-209	14	10-108	10-126	21	66	1	60-60	0	0	0	477		
	California	500	446	946	55.0-229	16.0-127	7	5-77	12-60	20	40	2	57-56	0	1	1	459		

Date	Opponent	PUNTING					FIELD GOALS					KICKOFFS						
		No	Yds	Avg	Long	Blkd	TB	FC	50+	120Att-Made	Lg	Blkd	No	Yds	Avg	TB		
8/30	at Northwestern	5	153	30.6	40	0	0	1	0	1	1-1	24	0	5	288	57.6	1	0
9/6	SACRAMENTO STATE	9	335	37.2	49	0	0	1	0	3	0-0	0	0	2	127	63.5	1	0
9/20	at Arizona	6	300	50.0	59	0	2	0	3	2	4-3	39	0	8	463	57.9	7	0
9/27	COLORADO	4	149	37.2	51	0	0	1	1	2	3-0	0	0	8	475	59.4	2	0
10/4	at Washington State	4	173	43.2	55	0	0	1	1	2	2-1	42	0	9	502	55.8	0	0
10/11	WASHINGTON	5	199	39.8	60	0	1	2	1	1	2-1	42	1	6	320	53.3	0	1
10/18	UCLA	3	111	37.0	40	0	0	2	0	1	3-3	37	0	8	519	64.9	5	0
10/24	OREGON	4	118	29.5	36	0	0	2	0	1	1-1	23	0	10	601	60.1	2	0
11/1	at Oregon State	5	172	34.4	50	0	0	2	1	2	1-1	30	0	6	380	63.3	2	0
11/13	at USC	3	110	36.7	43	0	0	3	0	0	1-1	25	0	8	493	61.6	0	0
11/22	STANFORD	4	143	35.8	51	1	0	1	1	0	1-1	24	0	7	455	65.0	7	0
11/29	BYU	4	189	47.2	53	0	0	1	2	3	0-0	0	0	7	387	55.3	2	0
	Opponents	56	2152	38.4	60	1	3	17	10	18	19-13	42	1	84	5010	59.6	29	1
	California	56	2233	39.9	59	0	6	17	9	19	17-11	47	0	78	4560	58.5	25	2

TEAM GAME-BY-GAME COMPARISON

Opponent	Score	First Downs				Pen	Rushing	Passing	Yards	Total Offense	Return	Turn-
		Total	Rush	Pass	Number-Yards		Comp-Att-Int	Plays-Yards		Yards	Overs	
Northwestern	31-24	23/22	10/11	13/10	0/1	45-114/36-108	23-39-2/24-45-2	300/246	84-414/81-354	75/67	2/2	
SACRAMENTO STATE	55-14	26/19	10/3	14/13	2/3	48-255/25-117	21-29-0/20-41-1	326/184	77-581/66-301	99/96	1/2	
Arizona	45-49	24/36	9/8	13/24	2/4	42-193/32-107	18-30-1/47-74-2	380/520	72-573/106-627	29/21	2/2	
COLORADO	59-56	25/39	7/8	16/26	2/5	30-127/43-175	24-42-1/46-67-1	458/455	72-585/110-630	132/155	2/1	
Washington State	60-59	27/33	5/4	19/26	3/3	18-62/25-78	37-53-0/49-70-0	527/734	71-589/95-812	308/148	0/0	
WASHINGTON	7-31	25/18	5/7	18/11	2/0	33-64/38-111	35-51-0/22-29-0	304/273	84-368/67-384	92/112	3/0	
UCLA	34-36	21/33	6/13	12/19	3/1	31-56/47-237	26-42-1/31-42-1	310/330	73-366/89-567	154/99	1/3	
OREGON	41-59	30/27	11/13	16/12	3/2	38-193/46-264	33-55-0/18-30-1	367/326	93-560/76-590	196/170	2/2	
Oregon State	45-31	34/25	14/6	16/17	4/2	47-269/23-148	24-47-0/30-45-1	277/320	94-546/68-468	89/161	0/1	
USC	30-38	27/29	6/8	15/17	6/4	31-105/35-79	29-47-0/31-42-1	279/371	78-384/77-450	173/73	1/1	
STANFORD	17-38	23/25	8/8	14/12	1/5	36-179/47-204	21-40-4/15-21-1	231/214	76-410/68-418	43/85	5/1	
BYU	35-42	34/26	8/6	22/16	4/4	41-173/39-107	38-60-1/23-38-1	393/433	101-566/77-540	92/121	1/2	
Totals	459-477	319/332	99/95	188/203	32/34	440-1790/436-1735	329-535-10/356-544-12	4152/4406	975-5942/980-6141	1482/1308	20/17	

Note: Game totals are displayed in the format TEAM/OPPONENT for each category

Opponent	3rd Down	4th Down	Time of	TOP	Avg	Avg	Avg	Punting	Penalties	Sacks
	Conversions	Conversions	Possession	Margin	Yds/Rush	Yds/Pass	Yds/Play	Number-Avg	Number-Yards	
Northwestern	8-17/8-20	2-3/2-4	31:34/28:26	3:08	2.5/3.0	7.7/5.5	4.9/4.4	4-35.8/5-30.6	6-59/1-0	
SACRAMENTO STATE	9-16/6-15	2-2/0-0	32:12/27:48	4:24	5.3/4.7	11.2/4.5	7.5/4.6	2-46.0/9-37.2	10-102/9-97	
Arizona	6-14/7-22	0-1/3-3	28:52/31:08	-2:16	4.6/3.3	12.7/7.0	8.0/5.9	5-42.2/6-50.0	10-99/6-65	
COLORADO	10-16/8-18	0-0/3-4	23:34/36:26	-12:52	4.2/4.1	10.9/6.8	8.1/5.7	4-42.0/4-37.2	12-107/9-85	
Washington State	5-12/7-15	2-2/2-3	24:13/35:47	-11:34	3.4/3.1	9.9/10.5	8.3/8.5	4-40.2/4-43.2	8-34/12-121	
WASHINGTON	7-17/6-15	2-4/0-1	32:51/27:09	5:42	1.9/2.9	6.0/9.4	4.4/5.7	6-44.7/5-39.8	7-56/8-76	
UCLA	5-14/2-13	1-1/2-3	29:06/30:54	-1:48	1.8/5.0	7.4/7.9	5.0/6.4	8-44.0/3-37.0	4-40/6-63	
OREGON	6-16/10-17	3-5/2-2	33:25/26:35	6:50	5.1/5.7	6.7/10.9	6.0/7.8	4-41.0/4-29.5	11-111/10-106	
Oregon State	11-19/3-11	0-0/1-2	32:55/27:05	5:50	5.7/6.4	5.9/7.1	5.8/6.9	4-38.8/5-34.4	9-71/8-90	
USC	3-15/9-16	5-6/2-2	28:52/31:08	-2:16	3.4/2.3	5.9/8.8	4.9/5.8	6-36.5/3-36.7	11-117/14-159	
STANFORD	6-14/5-10	0-1/0-0	27:03/32:57	-5:54	5.0/4.3	5.8/10.2	5.4/6.1	4-32.8/4-35.8	12-113/4-21	
BYU	12-21/7-14	2-3/3-3	34:58/25:02	9:56	4.2/2.7	6.6/11.4	5.6/7.0	5-33.8/4-47.2	7-78/9-90	
Totals	88-191/78-186	19-28/20-27	359:35/360:25	-0:50	4.1/4.0	7.8/8.1	6.1/6.3	56-39.9/56-38.4	987/973	

Note: Game totals are displayed in the format TEAM/OPPONENT for each category

INDIVIDUAL GAME HIGHS

Rushes	30	Daniel Lasco at Oregon State (11/1/2014)
Yards Rushing	188	Daniel Lasco at Oregon State (11/1/2014)
TD Rushes	3	Daniel Lasco at Oregon State (11/1/2014)
Long Rush	50	Daniel Lasco vs Sacramento State (9/6/2014) Khalfani Muhammad at Arizona (9/20/2014)
Pass attempts	60	Jared Goff vs BYU (11/29/2014)
Pass completions	38	Jared Goff vs BYU (11/29/2014)
Yards Passing	527	Jared Goff at Washington State (10/4/2014)
TD Passes	7	Jared Goff vs Colorado (9/27/2014)
Long Pass	92	Jared Goff vs Colorado (9/27/2014)
Receptions	12	Kenny Lawler vs BYU (11/29/2014)
Yards Receiving	138	Kenny Lawler vs BYU (11/29/2014)
TD Receptions	3	Kenny Lawler vs BYU (11/29/2014)
Long Reception	92	Daniel Lasco vs Colorado (9/27/2014)
Field Goals	3	James Langford at Oregon State (11/1/2014)
Long Field Goal	47	James Langford vs Sacramento State (9/6/2014) James Langford at Oregon State (11/1/2014)
Punts	8	Cole Leininger vs UCLA (10/18/2014)
Punting Avg	46.0	Cole Leininger vs Sacramento State (9/6/2014)
Long Punt	59	Cole Leininger vs Washington (10/11/2014)
Punts inside 20	5	Cole Leininger vs UCLA (10/18/2014)
Long Punt Return	27	Chris Harper vs Stanford (11/22/2014)
Long Kickoff Return	100	Trevor Davis at Washington State (10/4/2014)
Tackles	16	Jalen Jefferson at Northwestern (8/30/2014)
Sacks	1.0	Jalen Jefferson at Northwestern (8/30/2014) Todd Barr at Northwestern (8/30/2014) Devante Downs vs Sacramento State (9/6/2014) Brennan Scarlett vs Sacramento State (9/6/2014) Todd Barr vs Sacramento State (9/6/2014) Brennan Scarlett at Arizona (9/20/2014) Puka Lopa at Arizona (9/20/2014) Mustafa Jalil at Arizona (9/20/2014) Darius Allensworth vs Washington (10/11/2014) Griffin Piatt vs Washington (10/11/2014) Johnathan Johnson at Oregon State (11/1/2014) Devante Downs at USC (11/13/2014) Devante Downs vs BYU (11/29/2014) Jalen Jefferson vs BYU (11/29/2014) Michael Barton vs BYU (11/29/2014)
Tackles For Loss	2.0	Hardy Nickerson at Washington State (10/4/2014) Michael Lowe at USC (11/13/2014) Jalen Jefferson at USC (11/13/2014)
Interceptions	1	Jalen Jefferson at Northwestern (8/30/2014) Griffin Piatt at Northwestern (8/30/2014) Griffin Piatt vs Sacramento State (9/6/2014) Avery Sebastian at Arizona (9/20/2014) Griffin Piatt at Arizona (9/20/2014) Jake Kearney vs Colorado (9/27/2014) Cameron Walker vs UCLA (10/18/2014) Stefan McClure vs Oregon (10/24/2014) Caleb Coleman at Oregon State (11/1/2014) Hardy Nickerson at USC (11/13/2014) Darius White vs Stanford (11/22/2014) Caleb Coleman vs BYU (11/29/2014)

TEAM GAME HIGHS

Rushes	48	vs Sacramento State (9/6/2014)
Yards Rushing	269	at Oregon State (11/1/2014)
Yards Per Rush	5.7	at Oregon State (11/1/2014)
TD Rushes	4	vs Oregon (10/24/2014) at Oregon State (11/1/2014)
Pass attempts	60	vs BYU (11/29/2014)
Pass completions	38	vs BYU (11/29/2014)
Yards Passing	527	at Washington State (10/4/2014)
Yards Per Pass	12.7	at Arizona (9/20/2014)
TD Passes	7	vs Colorado (9/27/2014)
Total Plays	101	vs BYU (11/29/2014)
Total Offense	589	at Washington State (10/4/2014)
Yards Per Play	8.3	at Washington State (10/4/2014)
Points	60	at Washington State (10/4/2014)
Sacks By	3	vs Sacramento State (9/6/2014) at Arizona (9/20/2014) vs BYU (11/29/2014)
First Downs	34	at Oregon State (11/1/2014) vs BYU (11/29/2014)
Penalties	12	vs Colorado (9/27/2014) vs Stanford (11/22/2014)
Penalty Yards	117	at USC (11/13/2014)
Turnovers	5	vs Stanford (11/22/2014)
Interceptions By	2	at Northwestern (8/30/2014) at Arizona (9/20/2014)
Punts	8	vs UCLA (10/18/2014)
Punting Avg	46.0	vs Sacramento State (9/6/2014)
Long Punt	59	vs Washington (10/11/2014)
Punts inside 20	5	vs UCLA (10/18/2014)
Long Punt Return	27	vs Stanford (11/22/2014)

OPPONENT INDIVIDUAL GAME HIGHS

Rushes	23	Remound Wright, vs Stanford (11/22/2014)
Yards Rushing	112	Royce Freeman, vs Oregon (10/24/2014)
TD Rushes	4	Remound Wright, vs Stanford (11/22/2014)
Long Rush	73	Garrett Safron, vs Sacramento State (9/6/2014)
Pass attempts	73	Anu Solomon, at Arizona (9/20/2014)
Pass completions	49	Connor Halliday, at Washington State (10/4/2014)
Yards Passing	734	Connor Halliday, at Washington State (10/4/2014)
TD Passes	7	Sefo Liufau, vs Colorado (9/27/2014)
Long Pass	90	Connor Halliday, at Washington State (10/4/2014)
Receptions	19	Nelson Spruce, vs Colorado (9/27/2014)
Yards Receiving	263	Vince Mayle, at Washington State (10/4/2014)
TD Receptions	3	Cayleb Jones at Arizona (9/20/2014) Nelson Spruce, vs Colorado (9/27/2014) River Cracraft at Washington State (10/4/2014)
Long Reception	90	Vince Mayle, at Washington State (10/4/2014)
Field Goals	3	Casey Skowron, at Arizona (9/20/2014) Fairbairn, vs UCLA (10/18/2014)
Long Field Goal	42	Breshears, Q., at Washington State (10/4/2014)
Punts	9	Heath Smith, vs Sacramento State (9/6/2014)
Punting Avg	50.0	Drew Riggleman, at Arizona (9/20/2014)
Long Punt	60	Korey Durkee, vs Washington (10/11/2014)
Punts inside 20	3	Heath Smith, vs Sacramento State (9/6/2014) Scott Arellano, vs BYU (11/29/2014)
Long Punt Return	58	Charles Nelson, vs Oregon (10/24/2014)
Long Kickoff Return	67	Mossi Johnson, vs UCLA (10/18/2014)
Tackles	18	Scooby Wright III, at Arizona (9/20/2014)
Sacks	3.0	Hau'oli Kikaha, vs Washington (10/11/2014)
Tackles For Loss	4.5	Hau'oli Kikaha, Hau'oli, vs Washington (10/11/2014)
Interceptions	2	Blake Martinez, vs Stanford (11/22/2014)

OPPONENT TEAM GAME HIGHS

Rushes	47	vs UCLA (10/18/2014) vs Stanford (11/22/2014)
Yards Rushing	264	vs Oregon (10/24/2014)
Yards Per Rush	6.4	at Oregon State (11/1/2014)
TD Rushes	5	vs Stanford (11/22/2014)
Pass attempts	74	at Arizona (9/20/2014)
Pass completions	49	at Washington State (10/4/2014)
Yards Passing	734	at Washington State (10/4/2014)
Yards Per Pass	11.4	vs BYU (11/29/2014)
TD Passes	7	vs Colorado (9/27/2014)
Total Plays	110	vs Colorado (9/27/2014)
Total Offense	812	at Washington State (10/4/2014)
Yards Per Play	8.5	at Washington State (10/4/2014)
Points	59	at Washington State (10/4/2014) vs Oregon (10/24/2014)
Sacks By	4	vs Washington (10/11/2014) at USC (11/13/2014)
First Downs	39	vs Colorado (9/27/2014)
Penalties	14	at USC (11/13/2014)
Penalty Yards	159	at USC (11/13/2014)
Turnovers	3	vs UCLA (10/18/2014)
Interceptions By	4	vs Stanford (11/22/2014)
Punts	9	vs Sacramento State (9/6/2014)
Punting Avg	50.0	at Arizona (9/20/2014)
Long Punt	60	vs Washington (10/11/2014)
Punts inside 20	3	vs Sacramento State (9/6/2014) vs BYU (11/29/2014)
Long Punt Return	58	vs Oregon (10/24/2014)

CALIFORNIA INSIDE OPPONENT RED-ZONE

Date	Opponent	Score	Times		Total Pts	Rush TDs	Pass TDs	FGs Made	— Failed to score inside RZ —						
			In RZ	Scored					FGA	Downs	Int	Fumb	Half	Game	
9/30	at Northwestern	W 31-24	4	4	24	3	1	2	1	0	0	0	0	0	0
9/6	Sacramento State	W 55-14	7	7	41	5	1	4	2	0	0	0	0	0	0
*9/20	at Arizona	L 45-49	1	1	7	1	1	0	0	0	0	0	0	0	0
*9/27	Colorado	W 59-56	5	4	24	3	1	2	1	1	0	0	0	0	0
*10/4	at Washington State	W 60-59	4	4	20	2	1	1	2	0	0	0	0	0	0
*10/11	Washington	L 7-31	4	1	7	1	1	0	0	0	2	0	1	0	0
*10/18	UCLA	L 34-36	3	3	21	3	2	1	0	0	0	0	0	0	0
*10/24	Oregon	L 41-59	6	6	41	6	4	2	0	0	0	0	0	0	0
*11/1	at Oregon State	W 45-31	5	5	32	4	3	1	1	0	0	0	0	0	0
*11/13	at USC	L 30-38	3	3	21	3	1	2	0	0	0	0	0	0	0
*11/22	Stanford	L 17-38	4	3	17	2	1	1	1	0	0	0	1	0	0
11/29	BYU	L 35-42	5	4	28	4	1	3	0	0	1	0	0	0	0
Totals			51	45	283	37	18	19	8	1	3	0	2	0	0

45 of 51 (88.2%)

OPPONENTS INSIDE CALIFORNIA RED-ZONE

Date	Opponent	Score	Times		Total Pts	Rush TDs	Pass TDs	FGs Made	— Failed to score inside RZ —						
			In RZ	Scored					FGA	Downs	Int	Fumb	Half	Game	
9/30	at Northwestern	W 31-24	3	3	17	2	1	1	1	0	0	0	0	0	0
9/6	Sacramento State	W 55-14	2	1	7	1	0	1	0	0	0	1	0	0	0
*9/20	at Arizona	L 45-49	8	6	33	4	1	3	2	1	0	1	0	0	0
*9/27	Colorado	W 59-56	7	5	35	5	1	4	0	1	1	0	0	0	0
*10/4	at Washington State	W 60-59	7	6	42	6	2	4	0	1	0	0	0	0	0
*10/11	Washington	L 7-31	3	2	10	1	0	1	1	1	0	0	0	0	0
*10/18	UCLA	L 34-36	6	6	29	3	2	1	3	0	0	0	0	0	0
*10/24	Oregon	L 41-59	5	4	24	3	2	1	1	0	0	1	0	0	0
*11/1	at Oregon State	W 45-31	5	5	31	4	2	2	1	0	0	0	0	0	0
*11/13	at USC	L 30-38	6	5	31	4	1	3	1	0	0	1	0	0	0
*11/22	Stanford	L 17-38	7	6	38	5	5	0	1	0	0	0	0	1	0
11/29	BYU	L 35-42	3	2	14	2	1	1	0	0	0	0	1	0	0
Totals			62	51	311	40	18	22	11	4	1	4	1	1	0

51 of 62 (82.3%)

CALIFORNIA BY QUARTER STATISTICS
3RD-DOWN CONVERSIONS

Date	Opponent	Score	Overall	1st Qtr	2nd Qtr	3rd Qtr	4th Qtr	OT Qtr
9/30	at Northwestern	W 31-24	8-17 47.1%	6-7 85.7%	0-3 0.0%	2-4 50.0%	0-3 0.0%	
9/6	Sacramento State	W 55-14	9-16 56.2%	3-4 75.0%	3-5 60.0%	1-3 33.3%	2-450.0%	
*9/20	at Arizona	L 45-49	6-14 42.9%	1-3 33.3%	3-4 75.0%	1-5 20.0%	1-250.0%	
*9/27	Colorado	W 59-56	10-16 62.5%	2-3 66.7%	0-2 0.0%	4-4100.0%	3-560.0%	1-250.0%
*10/4	at Washington State	W 60-59	5-12 41.7%	1-4 25.0%	1-4 25.0%	1-1100.0%	2-366.7%	
*10/11	Washington	L 7-31	7-17 41.2%	1-4 25.0%	2-4 50.0%	4-5 80.0%	0-4 0.0%	
*10/18	UCLA	L 34-36	5-14 35.7%	1-4 25.0%	2-4 50.0%	0-2 0.0%	2-450.0%	
*10/24	Oregon	L 41-59	6-16 37.5%	1-2 50.0%	2-6 33.3%	2-4 50.0%	1-425.0%	
*11/1	at Oregon State	W 45-31	11-19 57.9%	1-5 20.0%	7-8 87.5%	1-3 33.3%	2-366.7%	
*11/13	at USC	L 30-38	3-15 20.0%	1-5 20.0%	0-3 0.0%	1-3 33.3%	1-425.0%	
*11/22	Stanford	L 17-38	6-14 42.9%	0-2 0.0%	1-2 50.0%	2-4 50.0%	3-650.0%	
*11/29	BYU	L 35-42	12-21 57.1%	4-5 80.0%	3-5 60.0%	2-4 50.0%	3-742.9%	
California			88-191 46.1%	22-48 45.8%	24-50 48.0%	21-42 50.0%	20-49 40.8%	1-2 50.0%
Opponents			78-186 41.9%	16-42 38.1%	21-48 43.8%	21-45 46.7%	20-49 40.8%	0-2 0.0%

4TH-DOWN CONVERSIONS

Date	Opponent	Score	Overall	1st Qtr	2nd Qtr	3rd Qtr	4th Qtr	OT Qtr
9/30	at Northwestern	W 31-24	2-3 66.7%	1-1 100.0%	0-0 0.0%	1-1 100.0%	0-1 0.0%	
9/6	Sacramento State	W 55-14	2-2 100.0%	1-1 100.0%	1-1 100.0%	0-0 0.0%	0-0 0.0%	
*9/20	at Arizona	L 45-49	0-1 0.0%	0-0 0.0%	0-1 0.0%	0-0 0.0%	0-0 0.0%	
*9/27	Colorado	W 59-56	0-0 0.0%	0-0 0.0%	0-0 0.0%	0-0 0.0%	0-0 0.0%	0-0 0.0%
*10/4	at Washington State	W 60-59	2-2 100.0%	0-0 0.0%	1-1 100.0%	0-0 0.0%	1-1 100.0%	
*10/11	Washington	L 7-31	2-4 50.0%	0-0 0.0%	0-0 0.0%	1-1 100.0%	1-3 33.3%	
*10/18	UCLA	L 34-36	1-1 100.0%	0-0 0.0%	0-0 0.0%	0-0 0.0%	1-1 100.0%	
*10/24	Oregon	L 41-59	3-5 60.0%	0-0 0.0%	1-2 50.0%	0-0 0.0%	2-3 66.7%	
*11/1	at Oregon State	W 45-31	0-0 0.0%	0-0 0.0%	0-0 0.0%	0-0 0.0%	0-0 0.0%	
*11/13	at USC	L 30-38	5-6 83.3%	0-0 0.0%	1-2 50.0%	1-1 100.0%	3-3 100.0%	
*11/22	Stanford	L 17-38	0-1 0.0%	0-0 0.0%	0-0 0.0%	0-0 0.0%	0-1 0.0%	
*11/29	BYU	L 35-42	2-3 66.7%	0-0 0.0%	0-0 0.0%	1-1 100.0%	1-2 50.0%	
California			19-28 67.9%	2-2 100.0%	4-7 57.1%	4-4 100.0%	9-15 60.0%	0-0 0.0%
Opponents			20-27 74.1%	3-5 60.0%	6-7 85.7%	4-5 80.0%	6-8 75.0%	1-250.0%

TIME OF POSSESSION

Date	Opponent	Score	Overall	1st Qtr	2nd Qtr	3rd Qtr	4th Qtr	OT Qtr
9/30	at Northwestern	W 31-24	31:34	10:59	5:34	8:42	6:19	
9/6	Sacramento State	W 55-14	32:12	8:34	9:15	5:12	9:11	
*9/20	at Arizona	L 45-49	28:52	8:15	6:19	6:20	7:58	
*9/27	Colorado	W 59-56	23:34	5:06	4:32	7:03	6:53	0:00
*10/4	at Washington State	W 60-59	24:13	8:26	5:41	4:01	6:05	
*10/11	Washington	L 7-31	32:51	10:16	7:17	6:59	8:19	
*10/18	UCLA	L 34-36	29:06	8:55	7:16	6:17	6:38	
*10/24	Oregon	L 41-59	33:25	8:10	9:36	7:57	7:42	
*11/1	at Oregon State	W 45-31	32:55	8:38	9:44	7:26	7:07	
*11/13	at USC	L 30-38	28:52	6:44	5:30	9:53	6:45	
*11/22	Stanford	L 17-38	27:03	6:08	5:07	9:03	6:45	
*11/29	BYU	L 35-42	34:58	8:29	9:12	8:22	8:55	
California			Total 359:35	98:40	85:03	87:15	88:37	0:00
			Avg. 29:57	8:13	7:05	7:16	7:23	0:00
Opponents			Total 360:25	81:20	94:57	92:45	91:23	0:00
			Avg. 30:02	6:46	7:54	7:43	7:36	0:00

GAMES PLAYED/STARTED

Name	GP/GS	NU	PSU	OST	ORE	WSU	UCLA	OSU	WASH	ARIZ	USC	COLO	STAN
Chris Adcock	12/12	START	START	START	START	START	START	START	START	START	START	START	START
Darius Allensworth	12/-	XXX	XXX	XXX	XXX	XXX	XXX	XXX	XXX	XXX	XXX	XXX	XXX
Matt Anderson	1/-	XXX
Stephen Anderson	10/8	XXX	START	START	XXX	START	START	START	START	START	START
Hamilton Anoa'i	11/-	XXX	XXX	XXX	XXX	XXX	XXX	XXX	XXX	...	XXX	XXX	XXX
Jack Austin	12/-	XXX	XXX	XXX	XXX	XXX	XXX	XXX	XXX	XXX	XXX	XXX	XXX
Todd Barr	12/7	START	START	START	START	START	START	START	XXX	XXX	XXX	XXX	XXX
Michael Barton	12/10	START	START	START	START	XXX	START	START	START	START	START	START	XXX
Chris Borrayo	11/11	START	START	START	START	START	START	...	START	START	START	START	START
Myles Bunte	1/-	...	XXX
Trey Cheek	6/-	...	XXX	XXX	XXX	XXX	XXX	XXX
Austin Clark	11/10	START	...	START	START	XXX	START	START	START	START	START	START	START
Aaron Cochran	5/-	...	XXX	XXX	...	XXX	XXX	XXX	...
Matt Cochran	10/1	XXX	XXX	XXX	XXX	START	XXX	XXX	XXX	XXX	XXX
Caleb Coleman	9/1	...	XXX	XXX	XXX	START	XXX	XXX	XXX	XXX	XXX
Cormac Craigie	2/-	XXX	XXX
Alejandro Crosthwaite	12/12	START	START	START	START	START	START	START	START	START	START	START	START
Antione Davis	1/-	...	XXX
David Davis	10/-	XXX	XXX	XXX	XXX	XXX	XXX	XXX	XXX	XXX	XXX
Trevor Davis	10/2	START	START	XXX	XXX	XXX	XXX	XXX	XXX	XXX	XXX
Raymond Davison	11/4	START	START	XXX	XXX	START	XXX	XXX	XXX	...	XXX	START	XXX
Devante Downs	12/-	XXX	XXX	XXX	XXX	XXX	XXX	XXX	XXX	XXX	XXX	XXX	XXX
Cedric Dozier	12/12	START	START	START	START	START	START	START	START	START	START	START	START
Kennedy Emesibe	1/-	XXX
Vic Enwere	12/-	XXX	XXX	XXX	XXX	XXX	XXX	XXX	XXX	XXX	XXX	XXX	XXX
Brian Farley	12/-	XXX	XXX	XXX	XXX	XXX	XXX	XXX	XXX	XXX	XXX	XXX	XXX
Donovan Frazer	1/-	...	XXX
David Garner	3/-	XXX	XXX	XXX
Lucus Gingold	6/-	XXX	XXX	XXX	XXX	XXX	XXX
Jared Goff	12/12	START	START	START	START	START	START	START	START	START	START	START	START
A.J. Greathouse	9/-	...	XXX	XXX	...	XXX	...	XXX	XXX	XXX	XXX	XXX	XXX
Chris Harper	12/9	XXX	XXX	START	START	START	START	START	XXX	START	START	START	START
Maurice Harris	12/6	XXX	XXX	START	START	START	XXX	XXX	XXX	START	START	XXX	START
Austin Hinder	1/-	...	XXX
J.D. Hinnant	1/-	...	XXX
Raymond Hudson	10/2	XXX	START	XXX	XXX	XXX	XXX	...	START	XXX	XXX	XXX	...
Mustafa Jalil	12/12	START	START	START	START	START	START	START	START	START	START	START	START
Jalen Jefferson	12/9	START	START	START	START	START	START	XXX	XXX	START	START	XXX	START
Jonathan Johnson	7/-	...	XXX	XXX	XXX	XXX	XXX	XXX	...	XXX
Vincent Johnson	6/-	...	XXX	XXX	...	XXX	XXX	XXX	XXX
Jake Kearney	10/6	XXX	XXX	START	START	START	START	START	START	...	XXX	...	XXX
Trevor Kelly	12/2	XXX	START	XXX	XXX	XXX	XXX	XXX	START	XXX	XXX	XXX	XXX
Patrick Laird	5/-	XXX	XXX	XXX	XXX	XXX
James Langford	12/-	XXX	XXX	XXX	XXX	XXX	XXX	XXX	XXX	XXX	XXX	XXX	XXX
Daniel Lasco	12/11	XXX	START	START	START	START	START	START	START	START	START	START	START
Kenny Lawler	11/5	START	XXX	XXX	XXX	XXX	START	START	START	...	XXX	START	XXX
Cole Leininger	12/-	XXX	XXX	XXX	XXX	XXX	XXX	XXX	XXX	XXX	XXX	XXX	XXX
Puka Lopa	10/-	XXX	XXX	XXX	XXX	XXX	XXX	XXX	XXX	XXX	XXX

GAMES PLAYED/STARTED
CONTINUED

Michael Lowe	11/11	START	START	START	START	START	...	START	START	START	START	START	START
Joey Mahalic	1/-	...	XXX
Marcus Manley	12/-	XXX	XXX	XXX	XXX	XXX	XXX	XXX	XXX	XXX	XXX	XXX	XXX
Stefan McClure	8/8	START	START	START	START	START	START	START	START
Bryce McGovern	12/-	XXX	XXX	XXX	XXX	XXX	XXX	XXX	XXX	XXX	XXX	XXX	XXX
Tony Mekari	12/5	XXX	XXX	XXX	XXX	XXX	START	XXX	XXX	START	START	START	START
Jack Moffett	1/-	...	XXX
Steven Moore	12/12	START	START	START	START	START	START	START	START	START	START	START	START
Khalfani Muhammad	11/1	START	XXX	XXX	XXX	XXX	...	XXX	XXX	XXX	XXX	XXX	XXX
Hardy Nickerson	12/6	XXX	XXX	XXX	XXX	START	XXX	XXX	START	START	START	START	START
Bradley Northnagel	4/-	...	XXX	XXX	XXX	...	XXX
Griffin Piatt	6/4	XXX	XXX	START	START	START	START
Darius Powe	10/3	START	START	START	XXX	XXX	XXX	XXX	XXX	XXX	XXX
Jordan Rigsbee	12/12	START	START	START	START	START	START	START	START	START	START	START	START
Matt Rockett	12/-	XXX	XXX	XXX	XXX	XXX	XXX	XXX	XXX	XXX	XXX	XXX	XXX
Luke Rubenzer	11/-	XXX	XXX	XXX	XXX	XXX	...	XXX	XXX	XXX	XXX	XXX	XXX
Brennan Scarlett	5/5	START	START	START	START	START
Avery Sebastian	7/1	...	XXX	XXX	XXX	...	START	XXX	XXX	XXX
John Sheperdson	12/-	XXX	XXX	XXX	XXX	XXX	XXX	XXX	XXX	XXX	XXX	XXX	XXX
Sione Sina	1/-	...	XXX
Cameron Stevens	1/-	...	XXX
Edward Tandy	6/-	XXX	XXX	XXX	XXX	XXX	...	XXX
Aisea Tongilava	8/1	XXX	XXX	XXX	XXX	XXX	XXX	XXX	START
Bryce Treggs	12/10	START	XXX	START	START	START	START	START	XXX	START	START	START	START
Arthur Wainwright	11/-	XXX	XXX	XXX	XXX	XXX	XXX	XXX	...	XXX	XXX	XXX	XXX
Cameron Walker	12/10	START	START	START	START	START	START	START	START	START	START	XXX	XXX
Tre Watson	12/-	XXX	XXX	XXX	XXX	XXX	XXX	XXX	XXX	XXX	XXX	XXX	XXX
Cole Webb	1/-	...	XXX
Noah Westerfield	12/5	XXX	XXX	XXX	XXX	XXX	XXX	START	START	START	START	XXX	START
Darius White	10/3	XXX	XXX	XXX	XXX	XXX	START	XXX	XXX	START	START
Drake Whitehurst	8/-	XXX	XXX	XXX	...	XXX	...	XXX	XXX	...	XXX	...	XXX
Harrison Wilfley,	11/1	XXX	...	XXX	XXX	XXX	XXX	XXX	XXX	XXX	XXX	START	XXX
Joel Willis	1/-	XXX
Patrick Worstell	8/-	XXX	XXX	XXX	XXX	XXX	XXX	XXX	XXX

GAME-BY-GAME STARTERS

at Northwestern

H	1	Bryce Treggs	DE	17	Brannan Scarlett
LT	64	Steven Moore	DT	90	Mustafa Jalil
LG	66	Chris Borrayo	DT	54	Austin Clark
C	58	Chris Adcock	DE	41	Todd Barr
RG	71	Alejandro Crosthwaite	OLB	31	Raymond Davison
RT	73	Jordan Rigsbee	MLB	8	Michael Barton
Y	10	Darius Powe	OLB	7	Jalen Jefferson
X	9	Trevor Davis	CB	3	Cameron Walker
QB	16	Jared Goff	FS	21	Stefan McClure
Z	4	Kenny Lawler	SS	5	Michael Lowe
RB	29	Khalfani Muhammad	CB	37	Cedric Dozier

Sacramento State

LT	64	Steven Moore	DE	17	Brennan Scarlett
LG	66	Chris Borrayo	DT	90	Mustafa Jalil
C	58	Chris Adcock	DT	91	Trevor Kelly
RG	71	Alejandro Crosthwaite	DE	41	Todd Barr
RT	73	Jordan Rigsbee	SAM	31	Raymond Davison
QB	16	Jared Goff	MIKE	8	Michael Barton
RB	2	Daniel Lasco	WILL	7	Jalen Jefferson
X	9	Trevor Davis	CB	3	Cameron Walker
Y	10	Darius Powe	FS	21	Stefan McClure
H	11	Raymond Hudson	SS	5	Michael Lowe
Z	3	Maurice Harris	CB	7	Cedric Dozier

at Arizona

LT	64	Steven Moore	DE	17	Brennan Scarlett
LG	66	Chris Borrayo	DT	90	Mustafa Jalil
C	58	Chris Adcock	DT	54	Austin Clark
RG	71	Alejandro Crosthwaite	DE	41	Todd Barr
RT	73	Jordan Rigsbee	SAM	30	Jake Kearney
QB	16	Jared Goff	MIKE	8	Michael Barton
RB	2	Daniel Lasco	WILL	7	Jalen Jefferson
X	6	Chris Harper	CB	3	Cameron Walker
Y	10	Darius Powe	FS	26	Griffin Piatt
H	1	Bryce Treggs	SS	5	Michael Lowe
Z	3	Marrice Harris	CB	37	Cedric Dozier

Colorado

LT	64	Steven Moore	DE	17	Brennan Scarlett
LG	66	Chris Borrayo	DT	90	Mustafa Jalil
C	58	Chris Adcock	DT	54	Austin Clark
RG	71	Alejandro Crosthwaite	DE	41	Todd Barr
RT	73	Jordan Rigsbee	SAM	30	Jake Kearney
QB	16	Jared Goff	MIKE	8	Michael Barton
RB	2	Daniel Lasco	WILL	7	Jalen Jefferson
X	6	Chris Harper	CB	3	Cameron Walker
Y	89	Stephen Anderson	FS	26	Griffin Piatt
H	1	Bryce Treggs	SS	5	Michael Lowe
Z	3	Marrice Harris	CB	37	Cedric Dozier

at Washington State

X	6	Chris Harper	DE	17	Brennan Scarlett
Y	89	Stephen Anderson	DT	90	Mustafa Jalil
Z	3	Maurice Harris	DE	41	Todd Barr
H	1	Bryce Treggs	SAM	30	Jake Kearney
LT	64	Steven Moore	MIKE	47	Hardy Nickerson
LG	66	Chris Borrayo	WILL	31	Raymond Davison
C	58	Chris Adcock	NB	7	Jalen Jefferson
RG	71	Alejandro Crosthwaite	CB	3	Cameron Walker
RT	73	Jordan Rigsbee	FS	26	Griffin Piatt
QB	16	Jared Goff	SS	5	Michael Lowe
RB	2	Daniel Lasco	CB	37	Cedric Dozier

Washington

LT	64	Steven Moore	DE	97	Tony Mekari
LG	66	Chris Borrayo	DT	90	Mustafa Jalil
C	58	Chris Adcock	DT	54	Austin Clark
RG	71	Alejandro Crosthwaite	DE	41	Todd Barr
RT	73	Jordan Rigsbee	SAM	30	Jake Kearney
QB	16	Jared Goff	MIKE	8	Michael Barton
RB	2	Daniel Lasco	WILL	7	Jalen Jefferson
X	6	Chris Harper	CB	3	Cameron Walker
Y	89	Stephen Anderson	FS	26	Griffin Piatt
H	1	Bryce Treggs	SS	4	Avery Sebastian
Z	4	Kenny Lawler	CB	37	Cedric Dozier

UCLA

LT	64	Steven Moore	DE	33	Noah Westerfield
LG	66	Chris Borrayo	DT	90	Mustafa Jalil
C	58	Chris Adcock	DT	54	Austin Clark
RG	71	Alejandro Crosthwaite	DE	41	Todd Barr
RT	73	Jordan Rigsbee	SAM	30	Jake Kearney
QB	16	Jared Goff	WILL	8	Michael Barton
RB	2	Daniel Lasco	CB	3	Cameron Walker
X	6	Chris Harper	FS	21	Stefan McClure
Y	89	Stephen Anderson	SS	5	Michael Lowe
H	1	Bryce Treggs	CB	37	Cedric Dozier
Z	4	Kenny Lawler	NB	10	Caleb Coleman

Oregon

LT	64	Steven Moore	DE	33	Noah Westerfield
LG	66	Chris Borrayo	DT	90	Mustafa Jalil
C	58	Chris Adcock	DT	54	Austin Clark
RG	71	Alejandro Crosthwaite	DE	91	Trevor Kelly
RT	73	Jordan Rigsbee	SAM	30	Jake Kearney
QB	16	Jared Goff	MIKE	47	Hardy Nickerson
RB	2	Daniel Lasco	WILL	8	Michael Barton
X	6	Chris Harper	CB	3	Cameron Walker
Y	89	Stephen Anderson	FS	21	Stefan McClure
H	11	Raymond Hudson	SS	5	Michael Lowe
Z	4	Kenny Lawler	CB	37	Cedric Dozier

at Oregon State

LT	64	Steven Moore	DE	33	Noah Westerfield
LG	66	Chris Borrayo	DT	90	Mustafa Jalil
C	58	Chris Adcock	DT	54	Austin Clark
RG	71	Alejandro Crosthwaite	DE	97	Tony Mekari
RT	73	Jordan Rigsbee	SAM	7	Jalen Jefferson
QB	16	Jared Goff	MIKE	47	Hardy Nickerson
RB	2	Daniel Lasco	WILL	8	Michael Barton
X	6	Chris Harper	CB	3	Cameron Walker
Y	89	Stephen Anderson	FS	21	Stefan McClure
H	1	Bryce Treggs	SS	5	Michael Lowe
Z	3	Maurice Harris	CB	37	Cedric Dozier

at USC

LT	64	Steven Moore	DE	33	Noah Westerfield
LG	66	Chris Borrayo	DT	90	Mustafa Jalil
C	58	Chris Adcock	DT	54	Austin Clark
RG	71	Alejandro Crosthwaite	DE	97	Tony Mekari
RT	73	Jordan Rigsbee	SAM	7	Jalen Jefferson
QB	16	Jared Goff	MIKE	47	Hardy Nickerson
RB	2	Daniel Lasco	WILL	8	Michael Barton
Z	3	Maurice Harris	CB	3	Cameron Walker
X	6	Chris Harper	FS	21	Stefan McClure
Y	89	Stephen Anderson	SS	5	Michael Lowe
H	1	Bryce Treggs	CB	37	Cedric Dozier

Stanford

LT	64	Steven Moore	DE	80	Harrison Wilfley
LG	66	Chris Borrayo	DT	90	Mustafa Jalil
C	58	Chris Adcock	DT	54	Austin Clark
RG	71	Alejandro Crosthwaite	DE	97	Tony Mekari
RT	73	Jordan Rigsbee	SAM	31	Raymond Davison
QB	16	Jared Goff	MIKE	47	Hardy Nickerson
RB	2	Daniel Lasco	WILL	8	Michael Barton
X	6	Chris Harper	CB	6	Darius White
Y	89	Stephen Anderson	CB	37	Cedric Dozier
H	1	Bryce Treggs	FS	21	Stefan McClure
Z	4	Kenny Lawler	SS	5	Michael Lowe

BYU

LT	64	Steven Moore	DE	33	Noah Westerfield
LG	66	Chris Borrayo	DT	90	Mustafa Jalil
C	58	Chris Adcock	DT	54	Austin Clark
RG	71	Alejandro Crosthwaite	DE	97	Tony Mekari
RT	73	Jordan Rigsbee	SAM	7	Jalen Jefferson
QB	16	Jared Goff	MIKE	47	Hardy Nickerson
RB	2	Daniel Lasco	WILL	55	Aisea Tongilava
X	6	Chris Harper	CB	6	Darius White
Y	89	Stephen Anderson	FS	21	Stefan McClure
H	1	Bryce Treggs	SS	5	Michael Lowe
Z	3	Maurice Harris	CB	37	Cedric Dozier

TOTAL TACKLES GAME-BY-GAME

TOTAL TACKLES	UA-A	TOT	NU	SAC	ARIZ	COLO	WSU	WASH	UCLA	ORE	OSU	USC	STAN	BYU
Michael Barton	37-43	80	3-5	-	4-4	5-7	3-4	2-2	3-6	1-2	5-4	6-4	2-3	3-2
Michael Lowe	46-28	74	4-2	-	6-2	4-4	6-2	DNP	4-7	6-2	3-3	8-4	1-0	4-2
Hardy Nickerson	33-37	70	1-1	1-0	-	4-5	6-1	4-5	4-1	2-2	2-5	6-3	1-8	2-6
Jalen Jefferson	33-25	58	11-5	1-0	2-3	1-6	2-1	2-2	4-0	1-1	3-1	3-2	1-0	2-4
Cameron Walker	38-17	55	4-1	-	5-1	11-2	5-1	1-5	4-2	2-0	6-3	0-2	-	-
Cedric Dozier	31-21	52	1-2	2-0	6-2	3-3	6-1	-	0-1	3-4	4-1	4-2	2-3	0-2
Stefan McClure	28-22	50	5-2	-	DNP	DNP	DNP	DNP	6-3	6-2	4-2	5-3	2-6	0-4
Jake Kearney	19-21	40	3-2	1-2	7-1	1-4	0-1	3-6	4-3	0-1	DNP	-	DNP	0-1
Griffin Piatt	25-15	40	2-0	5-2	4-1	7-4	4-4	3-4	DNP	DNP	DNP	DNP	DNP	DNP
Mustafa Jalil	14-21	35	1-1	-	1-0	1-2	1-0	2-1	1-3	0-3	1-0	2-1	2-4	2-6
Devante Downs	19-15	34	1-1	3-3	2-0	1-2	2-2	0-2	3-2	0-3	1-0	2-0	3-0	1-0
Darius Allensworth	20-12	32	1-1	2-1	7-0	0-2	5-4	2-1	-	-	0-1	2-0	0-1	1-1
Darius White	14-14	28	DNP	DNP	-	-	0-1	0-2	1-1	1-1	4-1	3-2	2-2	3-4
Bryce McGovern	17-10	27	-	2-2	-	0-1	1-0	2-0	1-0	2-1	1-0	2-2	5-4	1-0
Avery Sebastian	10-11	21	DNP	0-1	3-0	2-1	DNP	1-3	DNP	DNP	DNP	0-2	3-4	1-0
Trevor Kelly	7-14	21	2-2	-	2-0	0-1	0-1	1-0	1-4	0-1	0-1	-	1-1	0-3
Austin Clark	5-16	21	0-1	DNP	1-0	1-3	-	0-3	1-4	0-2	0-1	-	1-1	1-1
Todd Barr	9-11	20	1-2	1-0	2-2	0-2	2-1	0-2	-	2-2	1-0	-	-	-
Noah Westerfield	9-8	17	-	-	1-0	2-1	-	1-1	0-1	3-2	-	2-1	-	0-2
Tony Mekari	5-12	17	-	1-1	1-0	0-3	-	0-2	1-1	-	0-1	2-1	0-1	0-2
Caleb Coleman	10-5	15	DNP	1-0	DNP	DNP	3-1	-	1-2	1-0	3-0	0-1	0-1	1-0
Jonathan Johnson	8-6	14	DNP	0-1	DNP	DNP	DNP	-	4-2	2-0	1-0	0-1	DNP	1-2
Marcus Manley	3-9	12	-	1-0	0-2	-	-	0-1	0-2	-	1-0	1-1	0-2	0-1
Brennan Scarlett	7-3	10	2-1	1-0	1-0	2-2	1-0	DNP	DNP	DNP	DNP	DNP	DNP	DNP
Raymond Davison	4-6	10	1-1	-	-	-	-	-	1-0	2-2	DNP	-	0-3	-
Puka Lopa	4-4	8	-	1-0	2-1	-	-	-	-	0-1	DNP	DNP	0-2	1-0
Edward Tandy	3-5	8	-	2-4	-	DNP	DNP	DNP	1-0	0-1	DNP	-	DNP	DNP
Arthur Wainwright	7-1	8	-	2-0	-	-	3-0	1-0	-	DNP	0-1	-	-	1-0
Aisea Tongilava	2-5	7	DNP	DNP	DNP	DNP	0-1	1-0	-	-	0-1	-	0-1	1-2
Hamilton Anoa'i	2-5	7	-	-	1-0	-	-	1-0	0-2	0-2	DNP	-	0-1	-
Patrick Worstell	4-3	7	-	-	-	2-0	-	1-1	1-2	-	DNP	DNP	DNP	DNP
Harrison Wilfley	3-3	6	-	DNP	-	-	-	1-1	-	-	0-2	-	2-0	-
Daniel Lasco	2-3	5	1-0	0-1	-	1-0	-	-	0-1	-	-	-	0-1	-
Jack Austin	3-2	5	1-0	-	-	1-0	-	1-0	-	0-1	-	-	0-1	-
David Garner	1-4	5	DNP	DNP	DNP	DNP	1-0	0-3	0-1	DNP	DNP	DNP	DNP	DNP
David Davis	0-3	3	-	0-1	-	-	-	0-1	-	-	-	-	DNP	DNP
Cormac Craigie	0-3	3	-	0-3	DNP	DNP	DNP	DNP	DNP	DNP	DNP	DNP	DNP	DNP
Trey Cheek	3-0	3	DNP	1-0	-	-	1-0	-	1-0	DNP	DNP	DNP	DNP	DNP
Stephen Anderson	3-0	3	DNP	DNP	-	-	-	-	-	-	-	-	2-0	1-0
Trevor Davis	2-0	2	-	1-0	-	-	-	-	-	DNP	DNP	-	1-0	-
Joel Willis	2-0	2	DNP	DNP	DNP	DNP	2-0	DNP	DNP	DNP	DNP	DNP	DNP	DNP
A.J. Greathouse	1-1	2	DNP	1-0	-	DNP	-	DNP	-	-	-	-	-	0-1
Team	2-0	2	-	-	-	-	-	1-0	-	1-0	-	-	-	-
Steven Moore	0-1	1	-	-	-	-	-	-	-	-	-	-	-	0-1
James Langford	1-0	1	-	-	-	-	-	-	-	1-0	-	-	-	-
Chris Adcock	0-1	1	-	-	-	-	-	-	-	-	-	-	-	0-1
Antione Davis	1-0	1	DNP	1-0	DNP	DNP	DNP	DNP	DNP	DNP	DNP	DNP	DNP	DNP
Matt Cochran	1-0	1	-	-	1-0	DNP	DNP	-	-	-	-	-	-	-
Kennedy Emesibe	1-0	1	DNP	DNP	DNP	DNP	1-0	DNP	DNP	DNP	DNP	DNP	DNP	DNP
Luke Rubenzer	1-0	1	-	-	-	-	-	DNP	-	-	-	-	1-0	-

PASSING GAME-BY-GAME

<i>Jared Goff</i>	Att	Comp	Int	Pct	Yards	TD	Long	Sack	Yds	Effic
Northwestern	34	21	1	61.8	281	3	76	2	13	154.4
Sacramento State	22	17	0	77.3	229	4	55	0	0	224.7
Arizona	30	18	1	60.0	380	3	80	3	24	192.7
Colorado	42	24	1	57.1	458	7	92	2	12	199.0
Washington State	53	37	0	69.8	527	5	55	1	9	184.5
Washington	51	35	0	68.6	304	0	25	4	43	118.7
UCLA	41	25	1	61.0	303	2	49	3	29	134.3
Oregon	52	32	0	61.5	360	2	52	2	16	132.4
Oregon State	47	24	0	51.1	277	1	32	2	9	107.6
USC	46	29	0	63.0	279	3	29	4	24	135.5
Stanford	31	16	2	51.6	182	1	28	1	6	98.7
BYU	60	38	1	63.3	393	4	41	2	13	137.0
TOTALS	509	316	7	62.1	3973	35	92	26	198	147.6

<i>Luke Rubenzer</i>	Att	Comp	Int	Pct	Yards	TD	Long	Sack	Yds	Effic
Northwestern	5	2	1	40.0	19	0	10	0	0	31.9
Sacramento State	4	3	0	75.0	84	1	60	0	0	333.9
UCLA	1	1	0	100.0	7	1	7	0	0	488.8
Oregon	2	1	0	50.0	7	0	7	1	10	79.4
Stanford	9	5	2	55.6	49	0	17	1	1	56.8
TOTALS	21	12	3	57.1	166	2	60	2	11	126.4

<i>Austin Hinder</i>	Att	Comp	Int	Pct	Yards	TD	Long	Sack	Yds	Effic
Sacramento State	3	1	0	33.3	13	0	13	0	0	69.7
TOTALS	3	1	0	33.3	13	0	13	0	0	69.7

<i>Cole Leininger</i>	Att	Comp	Int	Pct	Yards	TD	Long	Sack	Yds	Effic
USC	1	0	0	0.0	0	0	0	0	0	0.0
TOTALS	1	0	0	0.0	0	0	0	0	0	0.0

<i>Team</i>	Att	Comp	Int	Pct	Yards	TD	Long	Sack	Yds	Effic
Oregon	1	0	0	0.0	0	0	0	0	0	0.0
TOTALS	1	0	0	0.0	0	0	0	0	0	0.0

RUSHING/RECEIVING GAME-BY-GAME

RUSHING	No-Yds/TD	NU	SAC	ARIZ	COLO	WSU	WASH	UCLA	ORE	OSU	USC	STAN	BYU
Daniel Lasco	210-1115/12	8-22/0	9-94/120-123/1	18-108/0	11-61/1	17-71/1	19-44/2	15-85/1	30-188/3	19-86/1	18-103/1	26-130/0	-
Khalifani Muhammad	46-215/4	8-23/1	9-20/0	11-95/2	8-31/1	2-1/0	DNP	2-4/0	1-1/0	2-26/0	2-10/0	1-4/0	-
Luke Rubenzer	52-207/3	11-48/0	6-34/1	6-8/0	1-0/0	-	DNP	2-8/0	10-48/2	2-1/0	1-3/0	12-60/0	1-1/0
Vic Enwere	34-193/2	4-14/0	7-47/0	-	-	2-5/0	6-21/0	-	5-57/1	6-37/1	2-9/0	-	2-3/0
Tre Watson	25-94/1	6-18/0	7-26/0	-	-	-	2-11/0	-	2-3/0	3-18/0	-	-	5-18/1
Chris Harper	5-17/0	1-4/0	-	-	-	1-9/0	-	2-1/0	-	-	-	1-3/0	-
Austin Hinder	4-11/0	DNP	4-11/0	DNP	DNP	DNP	DNP	DNP	DNP	DNP	DNP	DNP	DNP
Patrick Laird	3-6/0	-	3-6/0	-	DNP	DNP	-	-	DNP	DNP	DNP	DNP	DNP
Bryce Treggs	1-0/0	-	1-0/0	-	-	-	-	-	-	-	-	-	-
Team	5-24/0	3-14/0	DNP	1-5/0	DNP	1-5/0	-	DNP	-	DNP	DNP	DNP	DNP
Jared Goff	55-44/0	4-1/0	2-17/0	4-28/0	3-12/0	1-9/0	8-39/0	6-1/0	5-1/0	4-1/0	7-3/0	4-9/0	7-23/0

RECEIVING	No-Yds/TD	NU	SAC	ARIZ	COLO	WSU	WASH	UCLA	ORE	OSU	USC	STAN	BYU
Kenny Lawler	54-701/9	5-38/1	3-34/2	2-29/0	3-59/2	6-83/0	6-56/0	3-88/1	1-17/0	DNP	8-86/0	5-73/0	12-138/3
Stephen Anderson	46-661/5	DNP	DNP	2-43/1	7-136/1	5-95/0	4-21/0	4-65/0	3-32/1	9-117/0	5-70/1	5-52/1	2-30/0
Chris Harper	52-634/6	2-33/0	5-39/1	2-71/1	2-41/1	6-92/0	3-29/0	5-29/1	3-64/0	4-56/1	9-60/1	3-22/0	8-98/0
Bryce Treggs	52-583/6	3-20/1	2-23/0	5-119/1	2-30/1	10-120/2	7-48/0	4-41/0	4-41/0	3-20/0	3-19/1	3-51/0	6-51/0
Trevor Davis	24-399/5	3-93/1	3-68/0	2-20/0	4-39/0	3-82/2	3-29/0	3-29/1	DNP	DNP	-	1-17/0	2-22/1
Daniel Lasco	33-356/2	3-17/0	-	-	1-92/1	5-42/1	6-35/0	3-17/0	8-101/0	1-20/0	2-19/0	1-0/0	3-13/0
Darius Powe	20-328/1	4-65/0	3-91/1	2-32/0	DNP	DNP	3-45/0	3-40/0	2-18/0	1-12/0	1-18/0	1-7/0	-
Maurice Harris	25-252/2	1-16/0	2-47/1	-	-	2-13/0	1-25/0	-	9-79/1	4-28/0	1-7/0	2-9/0	3-28/0
Raymond Hudson	8-124/0	1-17/0	1-13/0	2-57/0	1-8/0	-	1-5/0	DNP	-	2-24/0	-	-	DNP
Khalifani Muhammad	7-63/0	-	2-11/0	1-9/0	2-39/0	-	DNP	1-1/0	1-3/0	-	-	-	-
Matt Rockett	3-18/0	-	-	-	-	-	-	-	1-5/0	-	-	-	2-13/0
Vic Enwere	2-18/0	-	-	-	-	-	1-11/0	-	1-7/0	-	-	-	-
Luke Rubenzer	1-9/0	-	-	-	1-9/0	-	DNP	-	-	-	-	-	-
Lucus Gingold	1-5/1	-	-	-	1-5/1	DNP	DNP	-	-	DNP	DNP	DNP	DNP
Tre Watson	1-1/0	1-1/0	-	-	-	-	-	-	-	-	-	-	-

RETURN STATS GAME-BY-GAME

PUNT RETURNS	No-Yds	NU	SAC	ARIZ	COLO	WSU	WASH	UCLA	ORE	OSU	USC	STAN	BYU
Chris Harper	13-100	1-9	3-37	2-4	-	3-22	-	-	-	2-2	-	1-27	1-3
Trevor Davis	8-70	1-8	3-31	2-18	-	-	1-3	-	DNP	DNP	-	1-16	-
Tre Watson	1-4	-	1-4	-	-	-	-	-	-	-	-	-	-
Bryce Treggs	1-1	-	-	-	-	-	-	-	1-1	-	-	-	-
KICK RETURNS	No-Yds	NU	SAC	ARIZ	COLO	WSU	WASH	UCLA	ORE	OSU	USC	STAN	BYU
Trevor Davis	13-424	2-20	-	-	-	2-198	3-63	3-88	DNP	DNP	-	-	3-55
Tre Watson	20-407	-	-	-	-	-	2-32	-	7-142	3-68	8-165	-	-
Khalifani Muhammad	14-289	2-38	1-27	-	5-132	5-71	DNP	-	-	1-21	-	-	-
Bryce Treggs	1-25	-	-	-	-	-	-	-	1-25	-	-	-	-
Raymond Hudson	2-17	-	-	1-0	-	1-17	-	DNP	-	-	-	-	DNP
Devante Downs	2-8	-	-	-	-	-	-	-	-	-	-	-	2-8
INT. RETURNS	No-Yds	NU	SAC	ARIZ	COLO	WSU	WASH	UCLA	ORE	OSU	USC	STAN	BYU
Griffin Piatt	3-7	1-0	1-0	1-7	-	-	-	DNP	DNP	DNP	DNP	DNP	DNP
Caleb Coleman	2-6	DNP	-	DNP	DNP	-	-	-	-	1-2	-	-	1-4
Jalen Jefferson	1-0	1-0	-	-	-	-	-	-	-	-	-	-	-
Avery Sebastian	1-0	DNP	-	1-0	-	DNP	-	DNP	DNP	DNP	-	-	-
Hardy Nickerson	1-8	-	-	-	-	-	-	-	-	-	1-8	-	-
Darius White	1-0	DNP	DNP	-	-	-	-	-	-	-	-	1-0	-
Cameron Walker	1-39	-	-	-	-	-	-	1-39	-	-	-	-	-
Jake Kearney	1-0	-	-	-	1-0	-	-	-	-	DNP	-	DNP	-
Stefan McClure	1-0	-	-	DNP	DNP	DNP	DNP	-	1-0	-	-	-	-
FUMBLE RETURNS	No-Yds	NU	SAC	ARIZ	COLO	WSU	WASH	UCLA	ORE	OSU	USC	STAN	BYU
Michael Lowe	1-28	-	-	-	-	-	DNP	-	1-28	-	-	-	-
Hardy Nickerson	1-27	-	-	-	-	-	-	1-27	-	-	-	-	-
Stefan McClure	1-22	-	-	DNP	DNP	DNP	DNP	-	-	-	-	-	1-22

SACKS GAME-BY-GAME

SACKS	UA-A	TOT	NU	SAC	ARIZ	COLO	WSU	WASH	UCLA	ORE	OSU	USC	STAN	BYU
Devante Downs	3-0	3.0	-	1.0-8	-	-	-	-	-	-	-	1.0-5	-	1.0-1
Todd Barr	2-0	2.0	1.0-17	1.0-3	-	-	-	-	-	-	-	-	-	-
Brennan Scarlett	2-0	2.0	-	1.0-7	1.0-10	-	-	DNP	DNP	DNP	DNP	DNP	DNP	DNP
Jalen Jefferson	2-0	2.0	1.0-11	-	-	-	-	-	-	-	-	-	-	1.0-16
Michael Barton	1-1	1.5	-	-	-	-	-	-	0.5-0	-	-	-	-	1.0-8
Mustafa Jalil	1-1	1.5	-	-	1.0-7	-	-	-	0.5-1	-	-	-	-	-
Griffin Piatt	1-0	1.0	-	-	-	-	-	1.0-12	DNP	DNP	DNP	DNP	DNP	DNP
Jonathan Johnson	1-0	1.0	DNP	-	DNP	DNP	DNP	-	-	-	1.0-10	-	DNP	-
Puka Lopa	1-0	1.0	-	-	1.0-3	-	-	-	-	-	DNP	DNP	-	-
Darius Allensworth	1-0	1.0	-	-	-	-	-	1.0-8	-	-	-	-	-	-

TACKLES FOR LOSS GAME-BY-GAME

TACKLES FOR LOSS	UA-A	TOT	NU	SAC	ARIZ	COLO	WSU	WASH	UCLA	ORE	OSU	USC	STAN	BYU
Michael Barton	5-5	7.5	1.0-1	-	0.5-0	1.0-1	0.5-0	-	1.5-2	-	1.0-3	1.0-1	-	1.0-8
Jalen Jefferson	5-3	6.5	1.5-11	-	-	1.0-3	-	-	1.0-2	-	-	2.0-20	-	1.0-16
Michael Lowe	5-1	5.5	-	-	1.0-1	1.5-4	-	DNP	1.0-1	-	-	2.0-4	-	-
Mustafa Jalil	5-1	5.5	-	-	1.0-7	-	1.0-1	1.0-1	0.5-1	-	1.0-1	1.0-1	-	-
Devante Downs	4-2	5.0	-	1.0-8	-	-	-	0.5-1	-	0.5-0	-	1.0-5	1.0-3	1.0-1
Jake Kearney	3-2	4.0	-	1.0-5	-	0.5-2	-	1.5-11	1.0-3	-	DNP	-	DNP	-
Todd Barr	2-4	4.0	1.5-18	1.0-3	0.5-1	0.5-0	0.5-2	-	-	-	-	-	-	-
Brennan Scarlett	2-1	2.5	-	1.0-7	1.0-10	0.5-2	-	DNP	DNP	DNP	DNP	DNP	DNP	DNP
Hardy Nickerson	2-0	2.0	-	-	-	-	2.0-7	-	-	-	-	-	-	-
Stefan McClure	1-1	1.5	-	-	DNP	DNP	DNP	DNP	-	1.5-3	-	-	-	-
Jonathan Johnson	1-0	1.0	DNP	-	DNP	DNP	DNP	-	-	-	1.0-10	-	DNP	-
Antione Davis	1-0	1.0	DNP	1.0-1	DNP	DNP	DNP	DNP	DNP	DNP	DNP	DNP	DNP	DNP
Puka Lopa	1-0	1.0	-	-	1.0-3	-	-	-	-	-	-	DNP	DNP	-
Noah Westerfield	1-0	1.0	-	-	-	1.0-4	-	-	-	-	-	-	-	-
Cedric Dozier	1-0	1.0	-	-	-	-	-	-	-	-	1.0-2	-	-	-
Darius Allensworth	1-0	1.0	-	-	-	-	-	1.0-8	-	-	-	-	-	-
Tony Mekari	1-0	1.0	-	-	-	-	-	-	-	-	-	1.0-2	-	-
Austin Clark	1-0	1.0	-	DNP	1.0-1	-	-	-	-	-	-	-	-	-
Hamilton Anoa'i	1-0	1.0	-	-	1.0-1	-	-	-	-	-	DNP	-	-	-
Griffin Piatt	1-0	1.0	-	-	-	-	-	1.0-12	DNP	DNP	DNP	DNP	DNP	DNP
Aisea Tongilava	0-1	0.5	DNP	DNP	DNP	DNP	0.5-2	-	-	-	-	-	-	-
Cameron Walker	0-1	0.5	-	-	-	-	0.5-1	-	-	-	-	-	-	-

FUMBLES GAME-BY-GAME

FUMBLES	No-Lost	NU	SAC	ARIZ	COLO	WSU	WASH	UCLA	ORE	OSU	USC	STAN	BYU
Jared Goff	9-4	-	-	-	2-1	-	4-2	1-0	1-1	-	-	-	1-0
Daniel Lasco	3-2	-	-	-	-	-	-	-	1-0	-	1-1	1-1	-
Trevor Davis	3-2	-	1-1	1-0	-	-	1-1	-	DNP	DNP	-	-	-
Luke Rubenzer	2-1	1-0	-	1-1	-	-	DNP	-	-	-	-	-	-
Vic Enwere	1-0	-	1-0	-	-	-	-	-	-	-	-	-	-
Chris Harper	1-0	-	1-0	-	-	-	-	-	-	-	-	-	-
Bryce Treggs	1-1	-	-	-	-	-	-	-	1-1	-	-	-	-

FUMBLES FORCED	Number	NU	SAC	ARIZ	COLO	WSU	WASH	UCLA	ORE	OSU	USC	STAN	BYU
Todd Barr	2	-	1	-	-	-	-	-	1	-	-	-	-
Patrick Worstell	1	-	-	-	-	-	-	1	-	DNP	DNP	DNP	DNP
Brennan Scarlett	1	-	1	-	-	-	DNP	DNP	DNP	DNP	DNP	DNP	DNP
Avery Sebastian	1	DNP	-	-	1	DNP	-	DNP	DNP	DNP	-	-	-
Trey Cheek	1	DNP	-	-	-	-	-	1	DNP	DNP	DNP	DNP	DNP
Hardy Nickerson	1	-	-	-	-	-	-	1	-	-	-	-	-

FUMBLES RECOVERED	Number	NU	SAC	ARIZ	COLO	WSU	WASH	UCLA	ORE	OSU	USC	STAN	BYU
Stefan McClure	1	-	-	DNP	DNP	DNP	DNP	-	-	-	-	-	1
Raymond Davison	1	-	1	-	-	-	-	-	-	DNP	-	-	-
Hardy Nickerson	1	-	-	-	-	-	-	1	-	-	-	-	-
Cedric Dozier	1	-	-	-	-	-	-	1	-	-	-	-	-
Michael Lowe	1	-	-	-	-	-	DNP	-	1	-	-	-	-

CALIFORNIA INDIVIDUAL SEASON/CAREER STATISTICS (2014 PLAYERS ONLY)
ALL GAMES

	SEASON									CAREER									
	G	Att	Gain	Loss	Net	Avg	TD	Long	Avg/G	G	Att	Gain	Loss	Net	Avg	TD	Long	Avg/G	
RUSHING																			
Daniel Lasco	12	210	1151	36	1115	5.3	12	50	92.9	32	283	1595	54	1541	5.4	15	77	48.2	
Khalifani Muhammad	11	46	220	5	215	4.7	4	50	19.5	22	120	687	27	660	5.5	8	73	30.0	
Luke Rubenzer	11	52	225	18	207	4.0	3	17	18.8	11	52	225	18	207	4.0	3	17	18.8	
Vic Enwere	12	34	194	1	193	5.7	2	26	16.1	12	34	194	1	193	5.7	2	26	16.1	
Tre Watson	12	25	98	4	94	3.8	1	13	7.8	12	25	98	4	94	3.8	1	13	7.8	
Chris Harper	12	5	18	1	17	3.4	0	9	1.4	35	10	45	17	28	2.8	1	14	0.8	
Austin Hinder	1	4	13	2	11	2.8	0	7	11.0	4	7	21	2	19	2.7	0	7	4.8	
Patrick Laird	5	3	6	0	6	2.0	0	3	1.2	5	3	6	0	6	2.0	0	3	1.2	
Bryce Treggs	12	1	0	0	0	0.0	0	0	0.0	33	3	0	9	-9	-3.0	0	0	-0.3	
TEAM	12	5	0	24	-24	-4.8	0	0	-2.0										
Jared Goff	12	55	167	211	-44	-0.8	0	19	-3.7										
Total	12	440	2092	302	1790	4.1	22	50	149.2										
Opponents	12	436	1990	255	1735	4.0	19	73	144.6										
PASSING	G	Effic	Cmp-Att-Int	Pct	Yds	TD	Lng	Avg/G		G	Effic	Cmp-Att-Int	Pct	Yds	TD	Lng	Avg/G		
Jared Goff	12	147.59	316-509-7	62.1	3973	35	92	331.1		24	135.13	636-1040-17	61.2	7481	53	92	311.7		
Luke Rubenzer	11	126.40	12-21-3	57.1	166	2	60	15.1		11	126.40	12-21-3	57.1	166	2	60	15.1		
Austin Hinder	1	69.73	1-3-0	33.3	13	0	13	13.0		4	63.37	2-7-0	28.6	29	0	16	7.2		
Total	12	145.77	329-535-10	61.5	4152	37	92	346.0											
Opponents	12	154.54	356-544-12	65.4	4406	42	90	367.2											
RECEIVING	G	No.	Yds	Avg	TD	Long	Avg/G			G	No.	Yds	Avg	TD	Long	Avg/G			
Kenny Lawler	11	54	701	13.0	9	49	63.7			23	91	1048	11.5	14	49	45.6			
Chris Harper	12	52	634	12.2	6	41	52.8			35	159	1969	12.4	13	89	56.3			
Bryce Treggs	12	52	583	11.2	6	80	48.6			33	150	1550	10.3	8	80	47.0			
Stephen Anderson	10	46	661	14.4	5	75	66.1			24	60	786	13.1	5	75	32.8			
Daniel Lasco	12	33	356	10.8	2	92	29.7			32	44	434	9.9	2	92	13.6			
Maurice Harris	12	25	252	10.1	2	30	21.0			29	41	451	11.0	4	35	15.6			
Trevor Davis	10	24	399	16.6	5	76	39.9			10	24	399	16.6	5	76	39.9			
Darius Powe	10	20	328	16.4	1	60	32.8			33	57	693	12.2	3	60	21.0			
Raymond Hudson	10	8	124	15.5	0	38	12.4			10	8	124	15.5	0	38	12.4			
Khalifani Muhammad	11	7	63	9.0	0	41	5.7			22	21	250	11.9	1	62	11.4			
Matt Rockett	12	3	18	6.0	0	7	1.5			12	3	18	6.0	0	7	1.5			
Vic Enwere	12	2	18	9.0	0	11	1.5			12	2	18	9.0	0	11	1.5			
Luke Rubenzer	11	1	9	9.0	0	9	0.8			11	1	9	9.0	0	9	0.8			
Lucus Gingold	6	1	5	5.0	1	5	0.8			18	4	41	10.2	1	19	2.3			
Tre Watson	12	1	1	1.0	0	1	0.1			12	1	1	1.0	0	1	0.1			
Total	12	329	4152	12.6	37	92	346.0												
Opponents	12	356	4406	12.4	42	90	367.2												
TOTAL OFFENSE	G	Plays	Rush	Pass	Total	Avg/G				G	Plays	Rush	Pass	Total	Avg/G				
Jared Goff	12	564	-44	3973	3929	327.4				24	1154	-106	7481	7375	307.3				
Daniel Lasco	12	210	1115	0	1115	92.9				32	283	1541	0	1541	48.2				
Luke Rubenzer	11	73	207	166	373	33.9				11	73	207	166	373	33.9				
Khalifani Muhammad	11	46	215	0	215	19.5				22	120	660	0	660	30.0				
Vic Enwere	12	34	193	0	193	16.1				12	34	193	0	193	16.1				
Tre Watson	12	25	94	0	94	7.8				12	25	94	0	94	7.8				
Austin Hinder	1	7	11	13	24	24.0				4	14	19	29	48	12.0				
Chris Harper	12	5	17	0	17	1.4				35	12	28	-1	27	0.8				
Patrick Laird	5	3	6	0	6	1.2				5	3	6	0	6	1.2				
TEAM	12	6	-24	0	-24	-2.0													
Total	12	975	1790	4152	5942	495.2													
Opponents	12	980	1735	4406	6141	511.8													

CALIFORNIA INDIVIDUAL SEASON/CAREER STATISTICS (2014 PLAYERS ONLY)

	SEASON									CAREER								
	PAT									PAT								
SCORING	TD	FGs	Kick	Rush	Rcv	Pass	DXP	Saf	Points	TD	FGs	Kick	Rush	Rcv	Pass	DXP	Saf	Points
James Langford	0	11-17	56-57	0-0	0	0-0	0	0	89	0	11-17	56-57	0-0	0	0-0	0	0	89
Daniel Lasco	14	0-0	0-0	0-0	1	0-0	0	0	86	17	0-0	0-0	0-0	1	0-0	0	0	104
Kenny Lawler	9	0-0	0-0	0-0	0	0-0	0	0	54	14	0-0	0-0	0-0	0	0-0	0	0	84
Trevor Davis	7	0-0	0-0	0-0	0	0-0	0	0	42	7	0-0	0-0	0-0	0	0-0	0	0	42
Chris Harper	6	0-0	0-0	0-0	0	0-0	0	0	36	14	0-0	0-0	0-0	0	0-0	0	0	84
Bryce Treggs	6	0-0	0-0	0-0	0	0-0	0	0	36	8	0-0	0-0	0-0	0	0-0	0	0	48
Stephen Anderson	5	0-0	0-0	0-0	0	0-0	0	0	30	5	0-0	0-0	0-0	0	0-0	0	0	30
Khalfani Muhammad	4	0-0	0-0	0-0	0	0-0	0	0	24	9	0-0	0-0	0-0	0	0-0	0	0	54
Luke Rubenzer	3	0-0	0-0	0-0	0	0-0	0	0	18	3	0-0	0-0	0-0	0	0-0	0	0	18
Maurice Harris	2	0-0	0-0	0-0	0	0-0	0	0	12	4	0-0	0-0	0-0	0	0-0	0	0	24
Vic Enwere	2	0-0	0-0	0-0	0	0-0	0	0	12	2	0-0	0-0	0-0	0	0-0	0	0	12
Lucus Gingold	1	0-0	0-0	0-0	0	0-0	0	0	6	1	0-0	0-0	0-0	0	0-0	0	0	6
Tre Watson	1	0-0	0-0	0-0	0	0-0	0	0	6	1	0-0	0-0	0-0	0	0-0	0	0	6
Darius Powe	1	0-0	0-0	0-0	0	0-0	0	0	6	3	0-0	0-0	0-0	0	0-0	0	0	18
Mustafa Jalil	0	0-0	0-0	0-0	0	0-0	0	1	2	0	0-0	0-0	0-0	0	0-0	0	1	2
Jared Goff	0	0-0	0-0	0-1	0	1-3	0	0	0	1	0-0	0-0	0-1	0	1-3	0	0	6
Total	61	11-17	56-57	0-1	1	1-3	0	1	459									
Opponents	63	13-19	60-60	0-0	0	0-2	0	0	477									

PUNT RETURNS	No.	Yds	Avg	TD	Long	No.	Yds	Avg	TD	Long
Chris Harper	13	100	7.7	0	27	19	122	6.4	0	27
Trevor Davis	8	70	8.8	0	24	8	70	8.8	0	24
Bryce Treggs	1	1	1.0	0	1	20	40	2.0	0	13
Tre Watson	1	4	4.0	0	4	1	4	4.0	0	4
Total	23	175	7.6	0	27					
Opponents	7	80	11.4	1	58					

KICK RETURNS	No.	Yds	Avg	TD	Long	No.	Yds	Avg	TD	Long
Tre Watson	20	407	20.4	0	28	20	407	20.4	0	28
Khalfani Muhammad	14	289	20.6	0	37	60	1295	21.6	0	52
Trevor Davis	13	424	32.6	2	100	13	424	32.6	2	100
Devante Downs	2	8	4.0	0	6	2	8	4.0	0	6
Raymond Hudson	2	17	8.5	0	17	2	17	8.5	0	17
Bryce Treggs	1	25	25.0	0	25	8	162	20.2	0	28
Total	52	1170	22.5	2	100					
Opponents	49	994	20.3	0	67					

INTERCEPTIONS	No.	Yds	Avg	TD	Long	No.	Yds	Avg	TD	Long
Griffin Piatt	3	7	2.3	0	7	3	7	2.3	0	7
Caleb Coleman	2	6	3.0	0	4	2	6	3.0	0	4
Stefan McClure	1	0	0.0	0	0	2	8	4.0	0	8
Hardy Nickerson	1	8	8.0	0	8	1	8	8.0	0	8
Darius White	1	0	0.0	0	0	1	0	0.0	0	0
Jalen Jefferson	1	0	0.0	0	0	2	0	0.0	0	0
Cameron Walker	1	39	39.0	0	39	1	39	39.0	0	39
Jake Kearney	1	0	0.0	0	0	1	0	0.0	0	0
Avery Sebastian	1	0	0.0	0	0	2	0	0.0	0	0
Total	12	60	5.0	0	39					
Opponents	10	126	12.6	0	46					

FUMBLE RETURNS	No.	Yds	Avg	TD	Long	No.	Yds	Avg	TD	Long
Michael Lowe	1	28	28.0	0	28	2	47	23.5	0	28
Stefan McClure	1	22	22.0	0	22	1	22	22.0	0	22
Hardy Nickerson	1	27	27.0	0	27	1	27	27.0	0	27
Total	3	77	25.7	0	28					
Opponents	3	108	36.0	1	100					

ALL PURPOSE	G	Rush	Rec	PR	KR	IR	Tot	Avg/G	G	Rush	Rec	PR	KR	IR	Tot	Avg/G
Daniel Lasco	12	1115	356	0	0	0	1471	122.6	32	1541	434	0	60	0	2035	63.6
Trevor Davis	10	0	399	70	424	0	893	89.3	10	0	399	70	424	0	893	89.3
Chris Harper	12	17	634	100	0	0	751	62.6	35	28	1969	122	0	0	2119	60.5
Kenny Lawler	11	0	701	0	0	0	701	63.7	23	0	1048	0	0	0	1048	45.6
Stephen Anderson	10	0	661	0	0	0	661	66.1	24	0	786	0	0	0	786	32.8
Bryce Treggs	12	0	583	1	25	0	609	50.8	33	-9	1550	40	162	0	1743	52.8
Khalfani Muhammad	11	215	63	0	289	0	567	51.5	22	660	250	0	1295	0	2205	100.2
Tre Watson	12	94	1	4	407	0	506	42.2	12	94	1	4	407	0	506	42.2
Darius Powe	10	0	328	0	0	0	328	32.8	33	-4	693	0	-1	0	688	20.8
Maurice Harris	12	0	252	0	0	0	252	21.0	29	0	451	0	13	0	464	16.0
Luke Rubenzer	11	207	9	0	0	0	216	19.6	11	207	9	0	0	0	216	19.6
Vic Enwere	12	193	18	0	0	0	211	17.6	12	193	18	0	0	0	211	17.6
Raymond Hudson	10	0	124	0	17	0	141	14.1	10	0	124	0	17	0	141	14.1
Cameron Walker	12	0	0	0	0	39	39	3.2	22	0	0	0	0	39	39	1.8
Matt Rockett	12	0	18	0	0	0	18	1.5	12	0	18	0	0	0	18	1.5
Austin Hinder	1	11	0	0	0	0	11	11.0	4	19	0	0	0	0	19	4.8
Devante Downs	12	0	0	0	8	0	8	0.7	12	0	0	0	8	0	8	0.7
Hardy Nickerson	12	0	0	0	0	8	8	0.7	22	0	0	0	0	8	8	0.4
Griffin Piatt	6	0	0	0	0	7	7	1.2	6	0	0	0	0	7	7	1.2
Patrick Laird	5	6	0	0	0	0	6	1.2	5	6	0	0	0	0	6	1.2
Caleb Coleman	9	0	0	0	0	6	6	0.7	9	0	0	0	0	6	6	0.7
Lucus Gingold	6	0	5	0	0	0	5	0.8	18	0	41	0	10	0	51	2.8

PAC-12 RESULTS AND HONORS

2014 PAC-12 STANDINGS

NORTH	PAC-12				OVERALL				Home	Road	Neut	vs. Div.	Streak
	W-L	Pct.	PF	PA	W-L	Pct.	PF	PA					
Oregon#^	8-1	.889	395	225	13-2	.867	681	354	6-1	5-0	2-1	5-0	L1
Stanford	5-4	.556	214	175	8-5	.615	353	213	4-2	3-3	1-0	4-1	W3
Washington	4-5	.444	236	216	8-6	.571	423	347	4-3	4-2	0-1	3-2	L1
Cal	3-6	.333	338	397	5-7	.417	459	477	2-5	3-2	0-0	2-3	L3
Oregon State	2-7	.222	213	328	5-7	.417	308	379	3-4	2-3	0-0	0-5	L2
Washington State	2-7	.222	272	377	3-9	.250	382	463	1-6	2-3	0-0	1-4	L2

#Pac-12 Football Championship Game winner North Division representative

SOUTH	PAC-12				OVERALL				Home	Road	Neut	vs. Div.	Streak
	W-L	Pct.	PF	PA	W-L	Pct.	PF	PA					
Arizona#	7-2	.777	321	242	10-4	.714	483	395	6-1	4-1	0-2	3-2	L2
Arizona State	6-3	.667	286	264	10-3	.769	480	383	5-1	4-2	1-0	3-2	W1
UCLA	6-3	.667	305	258	10-3	.769	435	365	3-3	5-0	2-0	4-1	W1
USC	6-3	.667	289	221	9-4	.692	466	327	5-1	3-3	1-0	2-3	W2
Utah	5-4	.556	221	263	9-4	.692	407	324	3-3	5-1	1-0	3-2	W2
Colorado	0-9	.000	263	387	2-10	.167	342	468	1-5	1-4	0-1	0-5	L8

#Pac-12 Football Championship Game winner South Division representative

2014 ALL-PAC-12 FOOTBALL TEAM

Offensive Player of the Year..... Marcus Mariota, QB, Oregon
 Pat Tillman Defensive Player of the Year..... Scooby Wright III, Arizona
 Freshman Offensive Player of the Year Royce Freeman, RB, Oregon
 Freshman Defensive Player of the Year..... Adoree' Jackson, DB, USC
 Scholar-Athlete of the Year..... Taylor Kelly, QB, Arizona State
 Coach of the Year..... Rich Rodriguez, Arizona

FIRST-TEAM OFFENSE

QB Marcus Mariota, Jr., Oregon (3)
 RB Javorius Allen, Jr., USC
 RB Devontae Booker, Jr., Utah
 WR Nelson Agholor, Jr., USC
 WR Jaelen Strong, Jr., Arizona State
 TE Pharaoh Brown, Jr., Oregon
 OL Jamil Douglas, Sr., Arizona State
 OL Jake Fisher, Sr., Oregon
 OL Hroniss Grasu, Sr., Oregon (3)
 OL Andrus Peat, Jr., Stanford
 OL Max Tuerk, Jr., USC

SECOND-TEAM OFFENSE

QB Brett Hundley, Jr., UCLA
 RB D.J. Foster, Jr., Arizona State
 RB Royce Freeman, Fr., Oregon
 WR Vince Mayle, Sr., Washington State
 WR Nelson Spruce, Jr., Colorado
 TE Austin Hooper, So., Stanford
 OL Jake Brendel, Jr., UCLA
 OL Steven Gurrola, Sr., Arizona
 OL Nick Kelly, Jr., Arizona State
 OL Kyle Murphy, Jr., Stanford
 OL Jeremiah Poutasi, Jr., Utah

FIRST-TEAM DEFENSE

DL Henry Anderson, Sr., Stanford
 DL Nate Orchard, Sr., Utah
 DL Danny Shelton, Sr., Washington
 DL Leonard Williams, Jr., USC (2)
 LB Hau'oli Kikaha, Sr., Washington
 LB Shaq Thompson, Jr., Washington
 LB Scooby Wright III, So., Arizona
 DB Ishmael Adams, So., UCLA
 DB Su'a Cravens, So., USC
 DB Ifo Ekpre-Olomu, Sr., Oregon (3)
 DB Damarious Randall, Sr., Arizona State
 DB Jordan Richards, Sr., Stanford

SECOND-TEAM DEFENSE

DL DeForest Buckner, Jr., Oregon
 DL Kenny Clark, So., UCLA
 DL Owamagbe Odighizuwa, Sr., UCLA
 LB Dylan Wynn, Sr., Oregon State
 LB Eric Kendricks, Sr., UCLA
 LB A.J. Tarpley, Sr., Stanford
 DB Erick Dargan, Sr., Oregon
 DB Troy Hill, Sr., Oregon
 DB Anthony Jefferson, Sr., UCLA
 DB Fabian Moreau, Jr., UCLA
 DB Steven Nelson, Sr., Oregon State

FIRST-TEAM SPECIALISTS

PK Andy Phillips, So., Utah
 P Tom Hackett, Jr., Utah (2)
 RS Kaelin Clay, Sr., Utah
 AP/ST Shaq Thompson, Jr., Washington

SECOND-TEAM SPECIALISTS

PK Zane Gonzalez, So., Arizona State
 P Drew Rigglesman, Jr., Arizona
 RS Ty Montgomery, Sr., Stanford
 AP/ST Charles Nelson, Fr., Oregon
RS - return specialist; ST - special teams player (not a kicker or returner)
 (2) Two-time first-team selection; (3) Three-time first-team selection

CAL HONORABLE MENTION

TE Stephen Anderson, Jr.; LB Michael Barton, So.; OL Chris Borrayo, So.;
 DL Austin Clark, Sr.; QB Jared Goff, So.; RB Daniel Lasco, Jr.; AP/ST Bryce McGovern, Sr.

PAC-12 BOWL RESULTS

Royal Purple Las Vegas Bowl: Utah 45, Colorado State 10
Hyundai Sun Bowl: Arizona State 36, Duke 31
National University Holiday Bowl: USC 45, Nebraska 42
Foster Farms Bowl: Stanford 45, Maryland 21
VIZIO Fiesta Bowl: Boise State 38, Arizona 30
Rose Bowl: Oregon 59, Florida State 20
Valero Alamo Bowl: UCLA 40, Kansas State 35
TicketCity Cactus Bowl: Oklahoma State 30, Washington 22
College Football Playoffs Championship Game: Ohio State 42, Oregon 20

2014 PAC-12 STATISTICS**TEAM****SCORING OFFENSE**

	G	TD	FG	XPT	2XP	DXP	Saf	Points	Avg/G
1. Oregon	15	90	18	79	4	0	0	681	45.4
2. Cal	12	61	11	56	1	0	1	459	38.2
3. Arizona State	13	59	23	53	2	0	0	480	36.9
4. USC	13	63	9	61	0	0	0	466	35.8
5. Arizona	14	61	20	57	0	0	0	483	34.5
6. UCLA	13	55	18	47	2	0	0	435	33.5
7. Washington State	12	50	11	47	1	0	0	382	31.8
8. Utah	13	49	23	44	0	0	0	407	31.3
9. Washington	14	52	20	47	2	0	0	423	30.2
10. Colorado	12	42	16	42	0	0	0	342	28.5
11. Stanford	13	44	15	44	0	0	0	353	27.2
12. Oregon State	12	36	19	33	0	0	1	308	25.7

PASS OFFENSE

	G	Comp-Att-Int	Pct.	Yards	Avg/A	TD	Avg/G
1. Washington State	12	510-771-18	66.1	5756	7.5	45	479.7
2. Cal	12	329-536-10	61.4	4152	7.7	37	346.0
3. Oregon	15	326-474-4	68.8	4687	9.9	44	312.5
4. USC	13	318-460-5	69.1	3856	8.4	39	296.6
5. Colorado	12	348-545-15	63.9	3415	6.3	29	284.6
6. Arizona	14	320-564-10	56.7	3945	7.0	29	281.8
7. Oregon State	12	290-472-8	61.4	3305	7.0	15	275.4
8. Arizona State	13	281-467-9	60.2	3556	7.6	34	273.5
9. UCLA	13	298-435-6	68.5	3358	7.7	24	258.3
10. Stanford	13	248-381-8	65.1	2988	7.8	20	229.8
11. Washington	14	255-400-6	63.8	2801	7.0	19	200.1
12. Utah	13	229-378-8	60.6	2570	6.8	20	197.7

SCORING DEFENSE

	G	TD	FG	XPT	2XP	DXP	Saf	Points	Avg/G
1. Stanford	13	26	11	24	0	0	0	213	16.4
2. Oregon	15	43	18	38	1	0	1	354	23.6
3. Washington	14	41	20	39	0	0	1	347	24.8
4. Utah	13	40	15	39	0	0	0	324	24.9
5. USC	13	42	11	36	2	0	1	327	25.2
6. Arizona State	13	46	13	46	0	1	0	363	27.9
7. UCLA	13	45	17	40	2	0	0	365	28.1
8. Arizona	14	49	17	46	1	0	1	395	28.2
9. Oregon State	12	47	17	42	2	0	0	379	31.6
10. Washington State	12	59	18	55	0	0	0	463	38.6
11. Colorado	12	60	18	54	0	0	0	468	39.0
12. Cal	12	63	13	60	0	0	0	477	39.8

PASS DEFENSE

	G	Comp-Att-Int	Pct.	Yards	Avg/A	TD	Avg/G
1. Stanford	13	245-430-12	57.0	2313	5.4	12	177.9
2. Utah	13	267-450-12	59.3	3206	7.1	23	246.6
3. Oregon State	12	256-435-11	58.9	2977	6.8	20	248.1
4. UCLA	13	306-497-11	61.6	3258	6.6	22	250.6
5. Colorado	12	244-408-3	59.8	3074	7.5	35	256.2
6. Arizona State	13	269-453-14	59.4	3376	7.5	22	259.7
7. Oregon	15	351-581-13	60.4	3964	6.8	21	264.3
8. USC	13	322-549-14	58.7	3593	6.5	20	276.4
9. Arizona	14	349-534-13	65.4	3937	7.4	28	281.2
10. Washington	14	343-539-13	63.6	4012	7.4	26	286.6
11. Washington State	12	276-429-3	64.3	3559	8.3	33	296.6
12. Cal	12	356-544-12	65.4	4406	8.1	42	367.2

TOTAL OFFENSE

	G	Rush	Pass	Plays	Yards	Avg/P	TD	Avg/G
1. Oregon	15	3518	4687	1118	8205	7.3	86	547.0
2. Washington State	12	478	5756	1014	6234	6.1	50	519.5
3. California	12	1790	4152	976	5942	6.1	59	495.2
4. UCLA	13	2724	3358	992	6082	6.1	50	467.8
5. Arizona	14	2546	3945	1139	6491	5.7	55	463.6
6. USC	13	2092	3856	984	5948	6.0	57	457.5
7. Arizona State	13	2194	3556	975	5750	5.9	54	442.3
8. Colorado	12	1855	3415	996	5270	5.3	42	439.2
9. Oregon State	12	1417	3305	848	4722	5.6	34	393.5
10. Washington	14	2640	2801	1007	5441	5.4	42	388.6
11. Stanford	13	2063	2988	859	5051	5.9	42	388.5
12. Utah	13	2475	2570	943	5045	5.3	41	388.1

PASS EFFICIENCY

	G	Att-Cmp-Int	Pct	Yds	Avg/G	TD	Effic
1. Oregon	15	326-474-4	68.8	4687	312.5	44	180.8
2. USC	13	318-460-5	69.1	3856	296.6	39	165.3
3. UCLA	13	298-435-6	68.5	3358	258.3	24	148.8
4. Cal	12	329-536-10	61.4	4152	346.0	37	145.5
5. Arizona State	13	281-467-9	60.2	3556	273.5	34	144.3
6. Stanford	13	248-381-8	65.1	2988	229.8	20	144.1
7. Washington State	12	510-771-18	66.1	5756	479.7	45	143.5
8. Washington	14	255-400-6	63.7	2801	200.1	19	135.2
9. Utah	13	229-378-8	60.6	2570	197.7	20	130.9
10. Arizona	14	320-564-10	56.7	3945	281.8	29	128.9
11. Colorado	12	348-545-15	63.9	3415	284.6	29	128.5
12. Oregon State	12	290-472-8	61.4	3305	275.4	15	127.4

TOTAL DEFENSE

	G	Rush	Pass	Plays	Yards	Avg/P	TD	Avg/G
1. Stanford	13	1358	2313	873	3671	4.2	24	282.4
2. Utah	13	1909	3206	957	5115	5.3	35	393.5
3. UCLA	13	1923	3258	1002	5181	5.2	41	398.5
4. Oregon State	12	1898	2977	847	4875	5.8	44	406.2
5. USC	13	1734	3593	1002	5327	5.3	40	409.8
6. Washington	14	1736	4012	1069	5748	5.4	40	410.6
7. Arizona State	13	2046	3376	964	5422	5.6	39	417.1
8. Oregon	15	2481	3964	1168	6445	5.5	43	429.7
9. Washington State	12	1748	3559	859	5307	6.2	51	442.2
10. Arizona	14	2377	3937	1115	6314	5.7	47	451.0
11. Colorado	12	2457	3074	845	5531	6.5	56	460.9
12. Cal	12	1735	4406	980	6141	6.3	61	511.8

PASS DEFENSE EFFICIENCY

	G	Cmp-Att-Int	Pct.	Yds	Avg/G	TD	Effic
1. Stanford	13	245-430-12	57.0	2313	177.9	12	105.8
2. USC	13	322-549-14	58.7	3593	276.4	20	120.5
3. Oregon	15	351-581-13	60.4	3964	264.3	21	125.2
4. Oregon State	12	256-435-11	58.9	2977	248.1	20	126.5
5. UCLA	13	306-497-11	61.6	3258	250.6	22	126.8
6. Utah	13	267-450-12	59.3	3206	246.6	23	130.7
7. Arizona State	13	269-453-14	59.4	3376	259.7	22	131.8
8. Washington	14	343-539-13	63.6	4012	286.6	26	137.3
9. Arizona	14	349-534-13	65.4	3937	281.2	28	139.7
10. Colorado	12	244-408-3	59.8	3074	256.2	35	149.9
11. Cal	12	356-544-12	65.4	4406	367.2	42	154.5
12. Washington State	12	276-429-3	64.3	3559	296.6	33	158.0

RUSHING OFFENSE

	G	Att	Yards	Avg/A	Long	TD	Avg/G
1. Oregon	15	644	3518	5.5	61	42	234.5
2. UCLA	13	557	2724	4.9	92	26	209.5
3. Utah	13	565	2475	4.4	76	21	190.4
4. Washington	14	607	2640	4.3	68	23	188.6
5. Arizona	14	575	2546	4.4	85	26	181.9
6. Arizona State	13	508	2194	4.3	57	20	168.8
7. USC	13	524	2092	4.0	53	18	160.9
8. Stanford	13	478	2063	4.3	44	22	158.7
9. Colorado	12	451	1855	4.1	55	13	154.6
10. Cal	12	440	1790	4.1	50	22	149.2
11. Oregon State	12	376	1417	3.8	78	19	118.1
12. Washington State	12	243	478	2.0	26	5	39.8

KICKOFF RETURNS

	G	No.	Yards	TD	Long	Avg.
1. Arizona State	13	23	555	0	96	24.1
2. Utah	13	31	736	1	100	23.7
3. Colorado	12	41	972	0	51	23.7
4. Cal	12	51	1170	2	100	22.9
5. Stanford	13	29	651	0	62	22.4
6. Oregon State	12	54	1204	1	97	22.3
7. USC	13	44	974	2	100	22.1
8. Washington	14	45	983	2	100	21.8
9. Arizona	14	38	817	1	44	21.5
10. Oregon	15	45	886	0	45	19.7
11. Washington State	12	50	970	0	39	19.4
12. UCLA	13	48	916	1	100	19.1

RUSHING DEFENSE

	G	Att	Yards	Avg/A	Long	TD	Avg/G
1. Stanford	13	443	1358	3.1	50	12	104.5
2. Washington	14	530	1736	3.3	43	14	124.0
3. USC	13	453	1734	3.8	66	20	133.4
4. Cal	12	436	1735	4.0	73	19	144.6
5. Washington State	12	430	1748	4.1	76	18	145.7
6. Utah	13	507	1909	3.8	75	12	146.8
7. UCLA	13	505	1923	3.8	40	19	147.9
8. Arizona State	13	511	2046	4.0	81	17	157.4
9. Oregon State	12	412	1898	4.6	68	24	158.2
10. Oregon	15	587	2481	4.2	45	22	165.4
11. Arizona	14	581	2377	4.1	66	19	169.8
12. Colorado	12	437	2457	5.6	92	21	204.8

PUNT RETURNS

	G	No.	Yards	TD	Long	Avg.
1. Stanford	13	22	403	2	60	18.3
2. Utah	13	28	386	3	66	13.8
3. Oregon	15	27	333	2	58	12.3
4. Arizona	14	17	174	1	81	10.2
5. USC	13	22	214	2	65	9.7
6. Washington	14	32	302	1	87	9.4
7. UCLA	13	22	199	0	45	

2014 PAC-12 STATISTICS

TEAM

INTERCEPTIONS	G	No.	Yards	TD	Long	Avg.
1. USC	13	14	212	2	36	15.1
2. Arizona State	13	14	276	3	61	19.7
3. Washington	14	13	289	4	63	22.2
4. Arizona	14	13	138	1	39	10.6
5. Oregon	15	13	163	0	36	12.5
6. Cal	12	12	60	0	39	5.0
7. Utah	13	12	172	3	59	14.3
8. Stanford	13	12	68	0	46	5.7
9. UCLA	13	11	231	3	95	21.0
10. Oregon State	12	11	109	1	35	9.9
11. Colorado	12	3	28	0	20	9.3
12. Washington State	12	3	19	0	10	6.3

SACKS AGAINST	G	Sacks	Yards	Avg/G
1. Stanford	13	23	154	1.77
Colorado	12	23	137	1.92
3. Cal	12	27	203	2.25
4. Washington	14	28	221	2.00
5. Oregon	15	31	165	2.07
Utah	13	31	216	2.38
7. USC	13	32	228	2.46
8. Oregon State	12	36	304	3.00
Washington State	12	36	273	3.00
10. Arizona State	13	39	235	3.00
11. Arizona	14	40	239	2.86
12. UCLA	13	41	228	3.15

PUNTING	G	No.	Yards	Avg/P	Ret.	Avg/R	TB	Net/P
1. Utah	13	80	3736	46.7	121	1.5	10	42.7
2. Arizona	14	80	3651	45.6	268	3.3	10	39.8
3. Colorado	12	65	2869	44.1	245	3.8	3	39.4
4. Washington	14	72	2941	40.8	50	0.7	7	38.2
5. UCLA	13	70	2802	40.0	72	1.0	4	37.9
6. Arizona State	13	67	2774	41.4	196	2.9	6	36.7
7. Oregon State	12	70	2735	39.1	151	2.2	1	36.6
8. Oregon	15	47	1840	39.1	69	1.5	3	36.4
9. Cal	12	56	2233	39.9	80	1.4	6	36.3
10. USC	13	69	2748	39.8	195	2.8	7	35.0
11. Stanford	13	59	2252	38.2	159	2.7	5	33.8
12. Washington State	12	49	2039	41.6	329	6.7	5	32.9

1ST DOWNS	G	Rush	Pass	Pen	Total	Avg/G
1. Oregon	15	183	198	25	406	27.1
2. Arizona	14	128	176	42	346	24.7
3. Washington State	12	45	251	30	326	27.2
4. Cal	12	99	188	32	319	26.6
5. USC	13	122	165	21	308	23.7
6. UCLA	13	144	142	18	304	23.4
7. Arizona State	13	110	166	25	301	23.2
8. Colorado	12	101	159	36	296	24.7
9. Washington	14	139	121	20	280	20.0
10. Stanford	13	95	149	22	266	20.5
11. Utah	13	126	112	15	253	19.5
12. Oregon State	12	78	138	33	249	20.8

KICKOFF COVERAGE	G	No.	Yards	Avg	Ret.	TB	NetAvg
1. Stanford	13	69	4415	64.0	529	41	41.5
2. UCLA	13	80	5143	64.3	646	50	40.6
3. Arizona	14	90	5596	62.2	758	48	40.4
4. Oregon State	12	63	3859	61.3	740	25	39.6
5. Utah	13	77	4770	61.9	727	40	39.5
6. Oregon	15	123	7567	61.5	1989	29	39.5
7. Arizona State	13	91	5633	61.9	1280	33	38.8
8. Washington	14	84	5010	59.6	1279	19	38.8
9. USC	13	83	5092	61.3	1326	23	38.4
10. Colorado	12	66	4004	60.7	599	35	38.3
11. Cal	12	78	4560	58.5	994	25	37.7
12. Washington State	12	67	3930	58.7	1156	11	37.3

OPPONENT 1ST DOWNS	G	Rush	Pass	Pen	Total	Avg/G
1. Stanford	13	84	117	18	219	16.8
2. Washington State	12	88	140	28	256	21.3
3. Arizona State	13	100	146	15	261	20.1
4. Oregon State	12	100	133	31	264	22.0
5. Colorado	12	108	130	32	270	22.5
Utah	13	113	129	28	270	20.8
7. UCLA	13	111	151	33	295	22.7
8. USC	13	100	161	41	302	23.2
9. Washington	14	101	188	28	317	22.6
10. Cal	12	95	203	34	332	27.7
11. Arizona	14	120	188	29	337	24.1
12. Oregon	15	132	189	28	349	23.3

FIELD GOALS	G	Made	Att	Pct.
1. Oregon State	12	19	22	.864
2. Oregon	15	18	21	.857
3. Washington	14	20	24	.833
4. Arizona State	13	23	28	.821
Utah	13	23	28	.821
6. UCLA	13	18	22	.818
USC	13	9	11	.818
8. Colorado	12	16	21	.762
9. Arizona	14	20	28	.714
10. Stanford	13	15	22	.682
11. Cal	12	11	17	.647
Washington State	12	11	17	.647

3RD-DOWN CONVERSIONS	G	Conv.	Att.	Pct.
1. Oregon	15	98	198	49.5
2. USC	13	97	208	46.6
3. Cal	12	88	191	46.1
4. UCLA	13	87	202	43.1
5. Stanford	13	70	165	42.4
6. Washington State	12	78	186	41.9
7. Washington	14	88	213	41.3
8. Utah	13	89	218	40.8
9. Colorado	12	81	202	40.1
10. Arizona State	13	76	199	38.2
11. Arizona	14	89	234	38.0
12. Oregon State	12	53	166	31.9

PAT KICKING	G	Made	Att	Pct.
1. Arizona	14	57	57	1.000
Stanford	13	44	44	1.000
Colorado	12	42	42	1.000
Oregon State	12	33	33	1.000
5. USC	13	61	62	.984
6. Cal	12	56	57	.982
7. Washington State	12	47	48	.979
UCLA	13	47	48	.979
9. Utah	13	44	45	.978
10. Arizona State	13	53	55	.964
11. Oregon	15	79	83	.952
12. Washington	14	47	50	.940

OPP 3RD-DN CONVERT	G	Conv.	Att.	Pct.
1. USC	13	70	199	35.2
2. Stanford	13	72	201	35.8
3. Utah	13	74	199	37.2
4. Washington	14	82	219	37.4
5. Arizona State	13	79	209	37.8
6. Washington State	12	68	173	39.3
7. Oregon State	12	68	171	39.8
8. UCLA	13	83	208	39.9
9. Colorado	12	70	175	40.0
10. Arizona	14	94	232	40.5
11. Cal	12	78	186	41.9
12. Oregon	15	102	241	42.3

SACKS BY	G	Sacks	Yards	Avg/G
1. Utah	13	55	325	4.23
2. Washington	14	52	297	3.71
3. Stanford	13	46	338	3.54
4. Arizona State	13	39	298	3.00
5. Arizona	14	38	223	2.71
6. Oregon	15	37	292	2.47
7. USC	13	33	219	2.54
8. Oregon State	12	29	170	2.42
UCLA	13	29	200	2.23
Washington State	12	29	209	2.42
11. Colorado	12	22	140	1.83
12. Cal	12	16	127	1.33

4TH-DOWN CONVERSIONS	G	Conv.	Att.	Pct.
1. Cal	12	19	28	67.9
2. USC	13	15	24	62.5
3. Arizona	14	16	26	61.5
4. Oregon	15	17	28	60.7
5. UCLA	13	9	16	56.2
6. Utah	13	7	13	53.8
7. Washington	14	11	22	50.0
8. Colorado	12	14	29	48.3
9. Washington State	12	18	40	45.0
10. Arizona State	13	10	23	43.5
11. Oregon State	12	8	19	42.1
12. Stanford	13	3	10	30.0

2014 PAC-12 STATISTICS
TEAM

OPP 4TH-DN CONVERT	G	Conv.	Att.	Pct.
1. Arizona	14	7	18	38.9
2. Utah	13	9	21	42.9
3. Stanford	13	12	27	44.4
4. Oregon	15	19	39	48.7
5. Arizona State	13	14	28	50.0
6. Colorado	12	7	13	53.8
7. Washington State	12	10	18	55.6
8. USC	13	15	26	57.7
9. Washington	14	20	34	58.8
10. Oregon State	12	10	16	62.5
11. UCLA	13	15	22	68.2
12. Cal	12	20	27	74.1

PENALTIES	G	No.	Yards	Avg/G
1. Arizona State	13	58	421	32.4
2. Stanford	13	75	630	48.5
3. Utah	13	77	702	54.0
4. Washington	14	98	866	61.9
5. Arizona	14	92	881	62.9
6. Washington State	12	94	812	67.7
7. Colorado	12	86	823	68.6
8. Oregon	15	123	1080	72.0
9. UCLA	13	104	979	75.3
10. USC	13	115	1023	78.7
11. Oregon State	12	107	958	79.8
12. Cal	12	107	987	82.2

OPPONENT PENALTIES	G	No.	Yards	Avg/G
1. Cal	12	96	973	81.1
2. Arizona	14	124	1086	77.6
3. Washington State	12	95	839	69.9
4. Colorado	12	86	819	68.2
5. Oregon State	12	86	794	66.2
6. Arizona State	13	91	796	61.2
7. USC	13	81	720	55.4
8. Oregon	15	91	809	53.9
9. Stanford	13	81	700	53.8
10. Washington	14	85	738	52.7
11. UCLA	13	74	664	51.1
12. Utah	13	75	662	50.9

TIME OF POSSESSION	G	Total Possession	Average/Game
1. Colorado	12	390:58	32:34
2. Stanford	13	418:46	32:12
3. Oregon State	12	386:23	32:11
4. Washington State	12	376:52	31:24
5. USC	13	397:25	30:34
6. Cal	12	359:35	29:57
7. Utah	13	384:13	29:33
8. UCLA	13	379:09	29:09
9. Arizona State	13	373:11	28:42
10. Washington	14	400:34	28:36
11. Arizona	14	381:13	27:13
12. Oregon	15	402:15	26:49

TURNOVER MARGIN	G	Gained			Lost			Margin	Per/G
		Fumb	Int	Total	Fumb	Int	Total		
1. Oregon	15	21	13	34	7	4	11	+23	1.53
2. Arizona	13	13	14	27	4	9	13	+14	1.08
3. Washington	14	16	13	29	11	6	17	+12	0.86
4. USC	13	9	14	23	7	5	12	+11	0.85
5. Arizona	14	13	13	26	8	10	18	+8	0.57
6. Utah	13	9	12	21	8	8	16	+5	0.38
7. Oregon State	12	7	11	18	6	8	14	+4	0.33
8. UCLA	13	5	11	16	10	6	16	+0	0.00
9. Cal	12	5	12	17	10	10	20	-3	-0.25
10. Stanford	13	4	12	16	13	8	21	-5	-0.38
11. Colorado	12	8	3	11	6	15	21	-10	-0.83
12. Washington State	12	5	3	8	7	18	25	-17	-1.42

RED ZONE OFFENSE	G	Scores	Pct.	TDs	(R-P)	FGs	TurnO
1. UCLA	13	48-51	94.1	32	20-12	16-17	1
2. Arizona State	13	58-64	90.6	40	17-23	18-19	1
3. Washington	14	40-45	88.9	24	15-9	16-18	3
Colorado	12	40-45	88.9	29	12-17	11-12	0
5. Cal	12	45-51	88.2	37	18-19	8-9	2
6. USC	13	46-53	86.8	40	12-28	6-8	1
7. Oregon	15	69-80	86.2	52	31-21	17-20	1
8. Utah	13	38-45	84.4	26	17-9	12-14	3
9. Washington State	12	49-61	80.3	39	5-34	10-15	1
10. Arizona	14	48-60	80.0	33	20-13	15-19	5
11. Oregon State	12	42-53	79.2	27	16-11	15-17	2
12. Stanford	13	42-57	73.7	31	21-10	11-16	5

RED ZONE DEFENSE	G	Scores	Pct.	TDs	(R-P)	FGs	TurnO
1. USC	13	40-54	74.1	29	17-12	11-14	6
2. Washington	14	43-58	74.1	26	12-14	17-19	3
3. Arizona State	13	35-46	76.1	26	11-15	9-11	2
4. Stanford	13	27-33	81.8	19	10-9	8-9	2
5. Cal	12	51-62	82.3	40	18-22	11-15	5
6. UCLA	13	38-45	84.4	27	17-10	11-12	1
7. Utah	13	33-39	84.6	25	10-15	8-10	1
8. Oregon	15	50-59	84.7	37	20-17	13-14	3
9. Oregon State	12	36-42	85.7	25	17-8	11-15	2
10. Washington State	12	46-53	86.8	33	14-19	13-15	2
11. Arizona	14	47-53	88.7	32	13-19	15-18	1
12. Colorado	12	50-56	89.3	36	15-21	14-15	2

ON-SIDE KICKS BY	G	Recovered	Attempts	Success%
1. Colorado	12	1	1	100.0
Utah	13	1	1	100.0
3. Arizona	14	2	3	66.7
4. UCLA	13	1	2	50.0
5. Washington State	12	2	5	40.0
6. Cal	12	1	3	33.3
7. USC	13	0	2	0.0
Washington	14	0	2	0.0
Arizona State	13	0	2	0.0
Stanford	13	0	0	0.0
Oregon State	12	0	0	0.0
Oregon	15	0	0	0.0

ON-SIDE KICKS AGAINST	G	Recovered	Attempts	Success%
1. Washington	14	0	3	0.0
Arizona	14	0	2	0.0
Oregon State	12	0	2	0.0
Washington State	12	0	0	0.0
Colorado	12	0	0	0.0
Utah	13	0	0	0.0
7. UCLA	13	1	4	25.0
USC	13	1	4	25.0
9. Oregon	15	2	5	40.0
10. Stanford	13	1	2	50.0
11. Cal	12	3	4	75.0
12. Arizona State	13	1	1	100.0

ATTEND AVG	HOME	AWAY	NEUTRAL	TOTAL
Arizona	7-50710	5-49705	2-56257	14-51144
Arizona State	6-57179	6-49280	1-47809	13-52812
Cal	6-47675	5-43387	1-55575	12-46547
Colorado	6-37778	5-46174	1-63363	12-43409
Oregon	7-57422	4-51585	4-69551	15-59100
Oregon State	7-42176	5-50685	0-0	12-45721
Stanford	6-47862	6-65376	1-34780	13-54939
UCLA	6-76650	5-51574	2-60498	13-64521
USC	6-73272	6-50710	1-55789	13-61514
Utah	6-46436	6-59374	1-33067	13-51379
Washington	7-64508	6-42510	1-35409	14-53002
Washington State	7-30813	5-42364	0-0	12-35626
Totals	77-52474	64-50458	15-55834	156-51970

2014 PAC-12 STATISTICS

INDIVIDUAL

RUSHING		CI	G	Att	Yards	Avg	TD	Lg	Avg/G
1. Paul Perkins, UCLA	So	13	251	1575	6.3	9	92	121.2	
2. Devontae Booker, UTAH	Jr	13	292	1512	5.2	10	76	116.3	
3. Javorius Allen, USC	Jr	13	276	1489	5.4	11	53	114.5	
4. Nick Wilson, ARIZ	Fr	13	236	1375	5.8	16	85	105.8	
5. Daniel Lasco, CAL	Jr	12	210	1115	5.3	12	50	92.9	
6. Royce Freeman, ORE	Fr	15	252	1365	5.4	18	38	91.0	
7. D.J. Foster, ASU	Jr	13	194	1081	5.6	9	57	83.2	
8. Storm Woods, OSU	Jr	10	121	766	6.3	5	78	76.6	
9. Terron Ward, OSU	Sr	10	133	696	5.2	10	66	69.6	
10. Dwayne Washington, WASH	So	13	132	697	5.3	9	68	53.6	

PASSING AVERAGE/GAME		CI	G	Comp-Att-Int	Yards	TD	Avg/G
1. Connor Holiday, WSU	Sr	9	354-526-11	3873	32	430.3	
2. Jared Goff, CAL	So	12	316-510-7	3973	35	331.1	
3. Marcus Mariota, ORE	Jr	15	304-445-4	4454	42	296.9	
4. Cody Kessler, USC	Jr	13	315-452-5	3826	39	294.3	
5. Anu Solomon, ARIZ	Fr	14	313-540-9	3793	28	270.9	
6. Sefo Liufau, COLO	So	12	325-498-15	3200	28	266.7	
7. Sean Mannion, OSU	Sr	12	282-453-8	3164	15	263.7	
8. Brett Hundley, UCLA	Jr	13	271-392-5	3155	22	242.7	
9. Kevin Hogan, STAN	Sr	13	232-353-8	2792	19	214.8	
10. Taylor Kelly, ASU	Sr	10	165-278-5	2114	22	211.4	

PASS EFFICIENCY		CI	G	Att-Comp-Int	Yards	TD	Effic
1. Marcus Mariota, ORE	Jr	15	304-445-4	4454	42	181.7	
2. Cody Kessler, USC	Jr	13	315-452-5	3826	39	167.1	
3. Brett Hundley, UCLA	Jr	13	271-392-5	3155	22	152.7	
4. Jared Goff, CAL	So	12	316-510-7	3973	35	147.3	
5. Taylor Kelly, ASU	Sr	10	165-278-5	2114	22	145.7	
6. Kevin Hogan, STAN	Sr	13	232-353-8	2792	19	145.4	
7. Connor Halliday, WSU	Sr	9	354-526-11	3873	32	145.0	
8. Mike Bercovici, ASU	Jr	12	115-186-4	1445	12	144.1	
9. Cyler Miles, WASH	So	12	219-329-4	2397	17	142.4	
10. Travis Wilson, UTAH	Jr	13	190-313-5	2170	18	134.7	

RECEPTIONS/GAME		CI	G	No	Yards	TD	Lg	Yds/G	Rec/G
1. Vince Mayle, WSU	Sr	12	106	1483	9	90	123.6	8.8	
Nelson Spruce, COLO	Jr	12	106	1198	12	71	99.8	8.8	
3. Nelson Agholor, USC	Jr	13	104	1313	12	87	101.0	8.0	
4. River Cracraft, WSU	So	9	66	771	8	86	85.7	7.3	
5. Jaalen Strong, ASU	Jr	12	82	1165	10	77	97.1	6.8	
6. Victor Bolden, OSU	So	11	72	798	2	72	72.5	6.5	
7. Isiah Myers, WSU	Sr	12	78	972	12	67	81.0	6.5	
8. Ty Montgomery, STAN	Sr	11	61	604	3	44	54.9	5.5	
9. Cayleb Jones, ARIZ	So	14	73	1019	9	85	72.8	5.2	
10. Jordan Payton, UCLA	Jr	13	67	954	7	80	73.4	5.2	

RECEIVE YDS/GAME		CI	G	No	Yards	TD	Lg	Avg/C	Avg/G
1. Vince Mayle, WSU	Sr	12	106	1483	9	90	14.0	123.6	
2. Nelson Agholor, USC	Jr	13	104	1313	12	87	12.6	101.0	
3. Nelson Spruce, COLO	Jr	12	106	1198	12	71	11.3	99.8	
4. Jaalen Strong, ASU	Jr	12	82	1165	10	77	14.2	97.1	
5. River Cracraft, WSU	So	9	66	771	8	86	11.7	85.7	
6. Isiah Myers, WSU	Sr	12	78	972	12	67	12.5	81.0	
7. Jordan Payton, UCLA	Jr	13	67	954	7	80	14.2	73.4	
8. Cayleb Jones, ARIZ	So	14	73	1019	9	85	14.0	72.8	
9. Victor Bolden, OSU	So	11	72	798	2	72	11.1	72.5	
10. Byron Marshall, ORE	Jr	15	74	1003	6	7	13.6	66.9	

TOTAL OFFENSE		CI	G	Rush	Pass	Plays	Total	Yds/G
1. Connor Halliday, WSU	Sr	9	-131	3873	555	3742	415.8	
2. Marcus Mariota, ORE	Jr	15	770	4454	580	5224	348.3	
3. Jared Goff, CAL	So	12	-44	3973	565	3929	327.4	
4. Anu Solomon, ARIZ	Fr	14	301	3793	676	4094	292.4	
5. Brett Hundley, UCLA	Jr	13	644	3155	551	3799	292.2	
6. Cody Kessler, USC	Jr	13	-152	3826	507	3674	282.6	
7. Sefo Liufau, COLO	So	12	126	3200	568	3326	277.2	
8. Sean Mannion, OSU	Sr	12	-306	3164	501	2858	238.2	
9. Kevin Hogan, STAN	Sr	13	295	2792	444	3087	237.5	
10. Taylor Kelly, ASU	Sr	10	256	2114	373	2370	237.0	

SCORING		CI	G	TD	FG	XPT	2XP	Pts	Pts/G
1. Zane Gonzalez, ASU	So	12	0	22	50	2	118	9.8	
2. Casey Skowron, ARIZ	Jr	14	1	20	57	0	123	8.8	
3. Andy Phillips, UTAH	So	13	0	23	44	0	113	8.7	
4. Nick Wilson, ARIZ	Fr	13	17	0	0	0	102	7.8	
5. Ka'imi Fairbairn, UCLA	Jr	13	0	18	47	0	101	7.8	
6. Cameron Van Winkle, WASH	So	14	0	20	47	0	107	7.6	
7. Royce Freeman, ORE	Fr	15	19	0	0	0	114	7.6	
8. Will Oliver, COLO	Sr	12	0	16	42	0	90	7.5	
9. James Langford, CAL	Sr	12	0	11	56	0	89	7.4	
10. Daniel Lasco, CAL	Jr	12	14	0	0	2	86	7.2	

SCORING (TDs)		CI	G	TD	Run	Pass	Ret	Pat	Pts	Avg/G
1. Nick Wilson, ARIZ	Fr	13	17	16	1	0	0	0	102	7.8
2. Royce Freeman, ORE	Fr	15	19	18	1	0	0	0	114	7.6
3. Daniel Lasco, CAL	Jr	12	14	12	2	0	1	86	7.2	
4. Nelson Agholor, USC	Jr	13	14	0	12	2	0	84	6.5	
5. Marcus Mariota, ORE	Jr	15	16	15	1	0	0	96	6.4	
6. Nelson Spruce, COLO	Jr	12	12	0	12	0	0	72	6.0	
Terron Ward, OSU	Sr	10	10	10	0	0	0	60	6.0	
Isiah Myers, WSU	Sr	12	12	0	12	0	0	72	6.0	
9. D.J. Foster, ASU	Jr	13	12	9	3	0	0	72	5.5	
Javorius Allen, USC	Jr	13	12	11	1	0	0	72	5.5	

SCORING (KICK)		CI	G	PAT	FG	Pts	Avg/G
1. Zane Gonzalez, ASU	So	12	50-52	22-27	116	9.7	
2. Andy Phillips, UTAH	So	13	44-45	23-28	113	8.7	
3. Casey Skowron, ARIZ	Jr	14	57-57	20-28	117	8.4	
4. Ka'imi Fairbairn, UCLA	Jr	13	47-48	18-22	101	7.8	
5. Cameron Van Winkle, WASH	Jr	14	47-49	20-24	107	7.6	
6. Will Oliver, COLO	Sr	12	42-42	16-21	90	7.5	
7. James Langford, CAL	Sr	12	56-57	11-17	89	7.4	
8. Andre Heidari, USC	Sr	11	49-50	9-11	76	6.9	
9. Jordan Williamson, STAN	Sr	13	43-43	15-22	88	6.8	
10. Quentin Breshhears, WSU	Jr	11	41-42	9-12	68	6.2	

PUNT RETURN AVG		CI	G	No.	Yds	TD	Long	Avg/G
1. Kaelin Clay, Utah	Sr	13	23	346	3	66	15.0	
2. Nelson Agholor, USC	Jr	13	19	197	2	65	10.4	
3. Dante Pettis, WASH	Fr	13	28	288	1	87	10.3	
4. Ishmael Adams, UCLA	Jr	13	21	193	0	45	9.2	
5. Rickey Galvin, WSU	Sr	11	19	148	0	44	7.8	

KICK RETURN AVG		CI	G	No.	Yds	TD	Long	Avg/G
1. Trevor Davis, CAL	Jr	10	13	424	2	100	32.6	
2. Adoree Jackson, USC	Fr	13	23	684	2	100	29.7	
3. Ty Montgomery, STAN	Sr	11	17	429	0	62	25.2	
4. Kaelin Clay, UTAH	Sr	13	22	548	1	100	24.9	
5. John Ross, WASH	So	13	38	938	2	100	24.7	
6. Tyrell Johnson, ARIZ	Fr	14	29	687	0	43	23.7	
7. Malcolm Marable, OSU	Sr	12	32	758	0	41	23.7	
8. Phillip Lindsay, COLO	Fr	12	36	849	0	51	23.6	
9. Ishmael Adams, UCLA	Jr	13	26	591	1	100	22.7	
10. Khalfani Muhammad, CAL	So	11	14	289	0	37	20.6	

ALL PURPOSE		CI	G	Rush	Rcv	PR	KR	Yds	Avg/G
1. Javorius Allen, USC	Jr	13	1489	458	0	0	1947	149.8	
2. Devontae Booker, UTAH	Jr	13	1512	306	0	57	1875	144.2	
3. Vince Mayle, WSU	Sr	12	0	1483	0	177	1660	138.3	
4. Paul Perkins, UCLA	So	13	1575	201	0	0	1776	136.6	
5. D.J. Foster, ASU	Jr	13	1081	688	0	0	1769	136.1	
6. Ty Montgomery, STAN	Sr	11	144	604	238	429	1415	128.6	
7. Nelson Agholor, USC	Jr	13	3	1313	197	147	1660	127.7	
8. Daniel Lasco, CAL	Jr	12	1115	356	0	0	1471	122.6	
9. Phillip Lindsay, COLO	Fr	12	391	118	0	849	1358	113.2	
10. Nick Wilson, ARIZ	Fr	13	1375	90	0	0	1465	112.7	

PUNTING		CI	G	No.	Yards	Lg	I20	50+	TB	Avg
1. Tom Hackett, UTAH	Jr	13	80	3736	70	36	25	10	46.7	
2. Drew Rigglesman, ARIZ	Jr	14	76	3501	70	23	30	9	46.1	
3. Darragh O'Neill, COLO	Sr	12	65	2869	62	27	14	3	44.1	
4. Matt Haack, ASU	So	13	53	2296	65	17	14	4	43.3	
5. Korey Durkee, WASH	Jr	14	63	2653	65	19	17	5	42.1	
6. Jordan Dascalo, WSU	Fr	12	49	2039	56	13	13	5	41.6	
7. Kris Albarado, USC	Jr	12	60	2485	65	16	15	4	41.4	
8. Matt Mengel, UCLA	Jr	13	59	2372	60	20	7	3	40.2	
9. Cole Leininger, CAL	Jr	12	52	2072	59	16	8	5	39.8	
10. Ben Rhyne, STAN	Sr	13	56	2227	61	14	7	5	39.8	

FIELD GOALS		CI	G	Made	Att	Long	Pct.	FG/G
1. Zane Gonzalez, ASU	So	12	22	27	49	81.5	1.83	
2. Andy Phillips, UTAH	So	13	23	28	50	82.1	1.77	
3. Cameron VanWinkle, WASH	So	14	20	24	51	83.3	1.43	
Casey Skowron, ARIZ	Jr	14	20	28	49	71.4	1.43	
5. Ka'imi Fairbairn, UCLA	Jr	13	18	22	47	81.8	1.38	
6. Will Oliver, COLO	Sr	12	16	21	49	76.2	1.33	
7. Jordan Williamson, STAN	Sr	13	15	22	51	68.2	1.15	
8. James Langford, CAL	Sr	12	11					

2014 PAC-12 STATISTICS
INDIVIDUAL

FIELD GOAL PERCENTAGE	CI	G	Made	Att	Long	Pct.
1. Cameron Van Winkle, WASH	So	14	20	24	51	83.3
2. Andy Phillips, UTAH	So	13	23	28	50	82.1
3. Ka'imī Fairbairn, UCLA	Jr	13	18	22	47	81.8
Andre Heidari, USC	Sr	11	9	11	53	81.8
5. Zane Gonzalez, ASU	So	12	22	27	49	81.5
6. Will Oliver, COLO	Sr	12	16	21	49	76.2
7. Quentin Breshears, WSU	Jr	11	9	12	46	75.0
8. Casey Skowron, ARIZ	Jr	14	20	28	49	71.4
9. Jordan Williamson, STAN	Sr	13	15	22	51	68.2
10. James Langford, CAL	Sr	12	11	17	47	64.7

PAT KICKING PERCENTAGE	CI	G	Made	Att	Pct.
1. Casey Skowron, ARIZ	Jr	14	57	57	100.0
Jordan Williams, STAN	Sr	13	43	43	100.0
Will Oliver, COLO	Sr	12	42	42	100.0
4. James Langford, CAL	Sr	12	56	57	98.2
5. Andre Heidari, USC	Sr	11	49	50	98.0
6. Ka'imī Fairbairn, UCLA	Jr	13	47	48	97.9
7. Andy Phillips, UTAH	So	13	44	45	97.8
8. Quentin Breshears, WSU	Jr	11	41	42	97.6
9. Zane Gonzalez, ASU	So	12	50	52	96.2
10. Cameron Van Winkle, WASH	So	14	47	49	95.9

TACKLES	CI	G	Solo	Ast	Total	Avg/G
1. Scooby Wright III, ARIZ	So	14	99	64	163	11.6
2. Eric Kendricks, UCLA	Sr	13	101	48	149	11.5
3. Jared Norris, UTAH	Jr	13	63	53	116	8.9
4. Jared Tevis, ARIZ	Sr	14	79	41	120	8.6
5. Jordan Simone, ASU	Jr	12	74	26	100	8.3
6. Damarious Randall, ASU	Sr	13	87	19	106	8.2
7. Blake Martinez, STAN	Jr	13	54	48	102	7.8
8. John Timu, WASH	Sr	14	56	52	108	7.7
9. Tyrequek Zimmerman, OSU	Sr	12	58	33	91	7.6
10. Hayes Pullard, USC	Sr	13	53	42	95	7.3
11. Antonio Longino, ASU	Jr	13	56	38	94	7.2
12. Chidobe Awuzie, COLO	So	9	54	8	62	6.9
13. Daquawn Brown, WSU	So	12	56	26	82	6.8
14. Michael Lowe, CAL	Sr	11	46	28	74	6.7
15. Danny Shelton, WASH	Sr	14	53	41	94	6.7
16. Myles Jack, UCLA	So	13	57	30	87	6.7
17. Michael Barton, CAL	So	12	37	43	80	6.7
18. Jeremiah Allison, WSU	Jr	12	51	27	78	6.5
19. Nate Orchard, UTAH	Sr	13	54	30	84	6.5
20. AJ Tarpley, STAN	Sr	13	41	43	84	6.5

SACKS	CI	G	Solo	Ast	Total	Avg/G
1. Nate Orchard, UTAH	Sr	13	17	3	18.5	1.42
2. Hau'oli Kikaha, WASH	Sr	14	18	2	19.0	1.36
3. Scooby Wright III, ARIZ	So	14	14	0	14.0	1.00
4. Andrew Hudson, WASH	Sr	14	12	1	12.5	0.89
5. Hunter Dimick, UTAH	So	12	8	4	10.0	0.83
6. Marcus Hardison, ASU	Sr	13	10	0	10.0	0.77
7. Deon Hollins, UCLA	So	13	9	0	9.0	0.69
8. Danny Shelton, WASH	Sr	14	8	2	9.0	0.64
9. J.R. Tavai, USC	Sr	11	6	2	7.0	0.64
10. Henry Anderson, STAN	Sr	13	7	2	8.0	0.62
11. Kache Palacio, WSU	Jr	12	5	3	6.5	0.54
12. Leonard Williams, USC	Jr	13	6	2	7.0	0.54
13. Peter Kalambayi, STAN	So	13	6	1	6.5	0.50
James Vaughters, STAN	Sr	13	5	3	6.5	0.50
15. Owamagbe Odighizuwa, UCLA	Sr	13	6	0	6.0	0.46
16. Lavonte Barnett, OSU	Jr	10	4	1	4.5	0.45
17. Christian French, ORE	Jr	15	6	1	6.5	0.43
18. David Parry, STAN	Sr	12	4	2	5.0	0.42
Xavier Cooper, WSU	Jr	12	3	4	5.0	0.42
20. Tony Washington, ORE	Sr	15	6	0	6.0	0.40

TACKLES FOR LOSS	CI	G	Solo	Ast	Total	Avg/G
1. Scooby Wright III, ARIZ	So	14	27	4	29.0	2.07
2. Hau'oli Kikaha, WASH	Sr	14	23	4	25.0	1.79
3. Nate Orchard, UTAH	Sr	13	19	4	21.0	1.62
4. Su'a Cravens, USC	Sr	11	12	3	13.5	1.23
5. J.R. Tavai, USC	Sr	11	12	3	13.5	1.23
6. Danny Shelton, WASH	Sr	14	14	6	17.0	1.21
7. Hunter Dimick, UTAH	So	12	11	7	14.5	1.21
8. Marcus Hardison, ASU	Sr	13	15	0	15.0	1.15
9. Henry Anderson, STAN	Sr	13	12	5	14.5	1.12
10. Andrew Hudson, WASH	Sr	14	15	1	15.5	1.11
11. D.J. Alexander, OSU	Sr	12	10	4	12.0	1.00
Dylan Winn, OSU	Sr	12	8	8	12.0	1.00
Jared Norris, UTAH	Jr	13	10	6	13.0	1.00
14. Will Parks, ARIZ	Jr	14	11	4	13.0	0.93
15. Owamagbe Odighizuwa, UCLA	Sr	13	11	1	11.5	0.88
Eric Kendricks, UCLA	Sr	13	11	1	11.5	0.85
17. James Vaughters, STAN	Sr	13	9	4	11.0	0.85
Kevin Anderson, STAN	Sr	13	9	4	11.0	0.85
Salamo Fiso, ASU	So	13	10	2	11.0	0.85
20. DeForest Buckner, ORE	Jr	15	9	7	12.5	0.83

PASSES DEFENDED	CI	G	Brup	Int	Total	Avg/G
1. Charleston White, WSU	Fr	9	13	1	14	1.56
2. Troy Hill, ORE	Sr	14	18	1	19	1.36
3. Eric Rowe, UTAH	Sr	12	13	1	14	1.17
4. Kevon Seymour, USC	Sr	13	13	1	14	1.08
5. Jonathan McKnight, ARIZ	Sr	14	13	1	14	1.00
6. Su'a Cravens, USC	So	13	9	3	12	0.92
Damarious Randall, ASU	Sr	13	9	3	12	0.92
8. Greg Henderson, COLO	Sr	12	11	0	11	0.92
Daquawn Brown, WSU	So	12	11	0	11	0.92
Ken Crawley, COLO	Jr	12	11	0	11	0.92
Larry Scott, OSU	Jr	12	11	0	11	0.92
12. Erick Dargan, ORE	Sr	15	6	7	13	0.87
13. John Timu, WASH	Sr	14	10	2	12	0.86
14. Ifo Ekpre-Olomu, ORE	Sr	13	9	2	11	0.85
15. Steven Nelson, OSU	Sr	12	8	2	10	0.83
16. Alex Carter, STAN	Jr	13	9	1	10	0.77
Dominique Hatfield, UTAH	So	13	9	1	10	0.77
18. Ryan Murphy, OSU	Sr	12	8	1	9	0.75
19. Will Parks, ARIZ	Jr	14	8	2	10	0.71
20. Anthony Jefferson, UCLA	Sr	13	8	1	9	0.69

INTERCEPTIONS	CI	G	No.	Yds	TD	Long	Avg/G
1. Erick Dargan, ORE	Sr	15	7	110	0	36	0.47
2. Tedric Thompson, COLO	So	9	3	28	0	20	0.33
3. Michael Doctor, OSU	Sr	12	3	53	1	35	0.25
Tyrequek Zimmerman, OSU	Sr	12	3	30	0	28	0.25
5. Damarious Randall, ASU	Sr	13	3	89	1	59	0.23
Eric Kendricks, UCLA	Sr	13	3	58	1	37	0.23
Su'a Cravens, USC	So	13	3	47	1	31	0.23
Kweishi Brown, ASU	Jr	13	3	6	0	6	0.23
Blake Martinez, STAN	Jr	13	3	2	0	2	0.23
Jordan Richards, STAN	Sr	13	3	0	0	0	0.23

FUMBLES FORCED	CI	G	No.	Avg/G
1. Scooby Wright III, ARIZ	So	14	6	0.43
2. Tra'Mayne Bondurant, ARIZ	Sr	14	5	0.36
3. J.R. Tavai, USC	Sr	11	3	0.27
4. Blake Martinez, STAN	Jr	13	3	0.23
Leonard Williams, USC	Jr	13	3	0.23
Marcus Hardison, ASU	Sr	13	3	0.23
Nate Orchard, UTAH	Sr	13	3	0.23
8. Hau'oli Kikaha, WASH	Sr	14	3	0.21
Shaq Thompson, WASH	Jr	14	3	0.21
Andrew Hudson, WASH	Sr	14	3	0.21

FUMBLES RECOVERED	CI	G	No.	Avg/G
1. Danny Shelton, WASH	Sr	14	5	0.36
2. Shaq Thompson, WASH	Jr	14	4	0.29
3. Tra'Mayne Boudurant, ARIZ	Sr	14	3	0.21
4. Tony Washington, ORE	Sr	15	3	0.20
5. Kenneth Olugbode, COLO	So	12	2	0.17
Jordan Simone, ASU	Jr	12	2	0.17
Demetrius Cherry, ASU	Jr	12	2	0.17
8. Scott Felix, USC	So	13	2	0.15
Arik Armstead, ORE	Jr	13	2	0.15
Davion Orpheu, UTAH	Sr	13	2	0.15

*For complete 2014 Pac-12 football statistics visit Pac-12.org

FORMER PLAYER BIOS



CHRIS ADCOCK **58**

OL, 6-3, 295 Rowlett, TX
2010-14..... Dallas Christian HS

Adcock played in 31 career games with 27 starts during the final four of his five seasons at Cal from 2010-14. He started all 12 games at center in his final campaign as a 2014 senior after missing the last eight games of his 2013 junior year due to injury. In addition to starting the first four games of 2013 at center, the four-year letterwinner also started 11 at right guard in 2012 and played in three games off the bench in 2011. Adcock earned first-team Pac-12 All-Academic honors each of his final three seasons, while adding Campbell Trophy national semifinalist and Capital One Academic All-District 8 and Cal's Male Tom Hansen Pac-12 Conference Medal honors during his senior campaign. Adcock graduated from Cal with a pair of bachelor's degrees in business administration and interdisciplinary studies in December of 2014 with a 3.53 cumulative GPA.

AFTER CAL

- ▶ Began pursuing a joint MD and masters of public health at the University of Texas Health Science Center San Antonio in May of 2015

CAL CAREER (2010-14)

- ▶ Cal's first three-time first-team Pac-12 All-Academic (2012-14) football student-athlete since Mike Mohamed (2008-10)
- ▶ Played in 31 games with 27 starts over the last four seasons of his five campaigns with the program, making his first 11 starts at right guard as a 2012 sophomore, four at center in the first four games of his 2013 junior campaign before a season-ending injury and starting all 12 games for the first time in his career as a 2014 senior
- ▶ Made two tackles with a career-high-tying one in both a game during his 2012 sophomore season vs. Arizona State and the final contest of his collegiate career in the 2014 season finale vs. BYU
- ▶ Graduated from Cal in December of 2014 with a pair of bachelor's degrees in business administration and interdisciplinary studies and a 3.53 cumulative GPA

OTHER

- ▶ Full name is Christopher Fulton Adcock
- ▶ Born November 3, 1991
- ▶ Parents are Jeff and Christina Adcock
- ▶ Father played offensive line at UC Davis from 1979-83
- ▶ Has a long history of community service that includes mission trips to Africa and New Orleans with the trips to Africa helping to build a school and found the Christina Adcock and Sons Christian Hospital, which now serves roughly 200,000 people in Western Ghana and about 10,000 patients per year

ADCOCK'S CAREER STATISTICS

TACKLES	G-GS	UA	A	TOTAL	TFL-YDS	PD	FF	FR	BLK	QBH
2011	3-0	0	0	0	0.0-0	0	0	0	0	0
2012	12-11	1	0	1	0.0-0	0	0	0	0	0
2013	4-4	0	0	0	0.0-0	0	0	0	0	0
2014	12-12	0	1	1	0.0-0	0	0	0	0	0
TOTAL	31-27	1	1	2	0.0-0	0	0	0	0	0

ADCOCK'S CAREER GAME HIGHS

Tackles: 1 (twice, last vs. BYU, 2014)



KYLE BOEHM **6 • 17**

(baim)

QB, 6-3, 220 San Jose, CA
2011-13..... Archbishop Mitty HS

Boehm was a member of the Cal football program for three seasons before leaving the program prior to the 2014 campaign. Boehm played quarterback, wide receiver and was a member of special teams unit during his Cal career. Boehm saw his lone collegiate action in 2013 when he played in eight games off the bench primarily on special teams. He rushed four times for 13 yards, all from the wildcat quarterback position against Ohio State. Boehm graduated from Cal in May of 2015 with a bachelor's degree in American studies.

CAL CAREER (2011-13, 2014 SPRING)

- ▶ Saw action at quarterback, wide receiver and on special teams throughout his Cal career
- ▶ Returned to quarterback for the team's 2014 spring practices after playing primarily wide receiver in 2013 following two seasons working out at quarterback in 2011 and 2012
- ▶ Participated in 2014 spring workouts but left the program prior to the 2014 regular season
- ▶ Compiled all of his stats as a junior in 2013 in his collegiate debut vs. Ohio State, rushing four times for 13 yards from a wildcat quarterback position including a career-long five-yard run
- ▶ Changed to No. 17 during 2013 spring practices that he finished his career with from the No. 6 he wore his first two seasons
- ▶ Graduated from Cal in May of 2015 with a bachelor's degree in American studies

OTHER

- ▶ Full name is Kyle Franklin Boehm
- ▶ Born April 21, 1993
- ▶ Parents are Dale Boehm and Carrie Simons
- ▶ Sister, Alyson Boehm, was a standout prep volleyball player at Archbishop Mitty and signed with Colorado State prior to the 2008 season but never played collegiately
- ▶ Nickname is "Bam"

BOEHM'S CAREER STATISTICS

RUSHING	G-GS	Att	Yds	TD	Lg	Avg/C	Avg/G
2013	8-0	4	13	0	5	3.2	1.6
TOTAL	8-0	4	13	0	5	3.2	1.6

TOTAL OFFENSE	G-GS	Rush	Pass	Total	Avg/G
2013	8-0	13	0	13	1.6
TOTAL	8-0	13	0	13	1.6

ALL-PURPOSE	G-GS	Rush	Rec	PR	KR	IR	Total	Avg/G
2013	8-0	13	0	0	0	0	13	1.6
TOTAL	8-0	13	0	0	0	0	13	1.6

BOEHM'S CAREER GAME HIGHS

- Rushes:** 4 (vs. Ohio State, 2013)
- Rushing Yards:** 13 (vs. Ohio State, 2013)
- Long Rush:** 5 (vs. Ohio State, 2013)
- All-Purpose Yards:** 13 (vs. Ohio State, 2013)

FORMER PLAYER BIOS

MYLES BUNTE 67
(bun-TEE)
OL, 6-7, 335.....Laguna Niguel, CA 2013-14. Mission Viejo HS/Santa Margarita HS

Bunte was with Cal football for two seasons and remained in the program through the team's 2015 spring practices before leaving prior to the 2015 regular season. He played in one career game off the bench as a 2014 redshirt freshman against Sacramento State. Bunte was plagued by a series of injuries throughout his collegiate career.

CAL CAREER (2013-14, 2015 SPRING)

- ▶ A member of the Cal football program for two seasons and remained through 2015 spring practices that he did not participate in due to injury before leaving the program prior to the 2015 regular season
- ▶ Played one game off the bench as a 2014 redshirt freshman against Sacramento State
- ▶ Redshirted and did not play during his first season at Cal in 2013
- ▶ Began going by his middle name Myles in the spring of 2014 after starting his career at Cal using his first name Erik

OTHER

- ▶ Full name is Erik Myles Bunte
- ▶ Born August 26, 1994
- ▶ Parents are Brady and Angela Bunte
- ▶ Brother, Blake Bunte, played collegiate water polo at Loyola Marymount
- ▶ Has another brother, Christian Bunte, and sister, Alana Bunte
- ▶ Intended major is legal studies

BUNTE'S CAREER STATISTICS

PARTICIPATION	G-GS	
2014	1-0	No other statistics
TOTAL	1-0	No other statistics


TREY CHEEK 23
CB, 5-10, 175.....Lawrenceville, GA 2013-14. Mission Viejo HS/Santa Margarita HS

Cheek played in six games off the bench and contributed three tackles, one forced fumble and one pass breakup as a 2014 redshirt freshman during the final season of his two campaigns at Cal. Cheek left the program following the team's 2015 spring practices.

CAL CAREER (2013-14, 2015 SPRING)

- ▶ Played in six games off the bench and contributed three tackles, one forced fumble and one pass breakup as a 2014 redshirt freshman during the final season of his two campaigns with the program after redshirting as a true freshman in 2013

OTHER

- ▶ Full name is Trevellous Laquan Cheek
- ▶ Born October 5, 1993
- ▶ Parents are Augusta and Yvonne Cheek
- ▶ Nephew of former Florida safety Shea Showers, who started on the Gators' 1996 national championship team
- ▶ Intended major is media studies

CHEEK'S CAREER STATISTICS

TACKLES	G-GS	UA	A	TOTAL	TFL-YDS	PD	FF	FR	BLK	QBH
2014	6-0	3	0	3	0.0-0	1	1	0	0	0
TOTAL	6-0	3	0	3	0.0-0	1	1	0	0	0

CHEEK'S CAREER GAME HIGHS

- Tackles:** 1 (three times, last vs. UCLA, 2014)
- Forced Fumbles:** 1 (vs. UCLA, 2014)
- Pass Breakups:** 1 (vs. Colorado, 2014)


AUSTIN CLARK 54 • 57
DT, 5-10, 270.....Tampa, FL 2009-14.....Plant HS

Clark spent six seasons at Cal, and saved his best campaign for last as a sixth-year senior in 2014 when he made the first 10 starts of his career and played in 11 of 12 games, contributing a career-high 22 tackles along with his lone career tackle for loss and quarterback hurry. Clark was granted a rare sixth season of eligibility after an injury-plagued career that included an injury that cost him his fifth-year senior campaign in 2013. Clark finished his career with 28 games played and picked up all of his stats other than one tackle in his final season when he earned honorable mention All-Pac-12 honors and added the team's prestigious Joe Roth Award. Clark graduated from Cal in December of 2014 with a bachelor's degree in American studies.

AFTER CAL

- ▶ Hired by the Cal football program as a recruiting assistant in 2015 after the completion of his playing career

CAL CAREER (2009-14)

- ▶ Spent six seasons on the Cal roster and saved his most productive season for his sixth and final campaign in 2014 with 22 tackles along with his lone tackle for loss and quarterback hurry to earn honorable mention All-Pac-12 honors and the team's prestigious Joe Roth Award
- ▶ Played in 28 career games with 10 starts and compiled all of his stats other than one tackle in his final season as he finished his career with 23 tackles, 1.0 tackles for loss (-1 yard) and one quarterback hurry
- ▶ Saw extensive action at nose guard during spring workouts in 2011 and 2012 while filling in for injured players
- ▶ Changed his uniform to No. 54 beginning with 2012 spring practices after wearing No. 57 in each his first three campaigns with the Cal program from 2009-11
- ▶ Graduated from Cal in December of 2014 with a bachelor's degree in American studies

OTHER

- ▶ Full name is Austin Larue Clark
- ▶ Born August 3, 1990
- ▶ Parents are Alan and Charlotte Clark
- ▶ Sister, Adrienne, trained in the skeleton and participated in several of the sport's events but fell short of making Team USA for the 2014 Winter Olympics
- ▶ Adrienne is also currently an assistant softball coach at UConn after a previous coaching stint at her alma mater Hofstra where she graduated in 2005 after playing four years of softball, once recording a string of 31.0 consecutive innings pitched as a starter in the NCAA Tournament without allowing a run that was the second most in NCAA history

FORMER PLAYER BIOS

CLARK'S CAREER STATISTICS

TACKLES	G-GS	UA	A	Total	TFL-Yds	PD	FF	FR	BLK	QBH
2010	3-0	0	0	0	0.0-0	0	0	0	0	0
2011	12-0	1	0	1	0.0-0	0	0	0	0	0
2012	2-0	0	0	0	0.0-0	0	0	0	0	0
2014	11-10	5	17	22	1.0-1	0	0	0	0	1
TOTAL	28-10	6	17	23	1.0-1	0	0	0	0	1

CLARK'S CAREER GAME HIGHS

Tackles: 5 (vs. UCLA, 2014)
 Tackles For Loss: 1.0 (at Arizona, 2014)
 Tackle For Loss Yards: 1 (at Arizona, 2014)
 Quarterback Hurries: 1 (vs. Stanford, 2014)



MATT COCHRAN **74**

OL, 6-3, 295..... **Atwater, CA**
2012-14..... **Buhach Colony HS**

Cochran was expected to battle for the team's starting center position in 2015, where he had spent spring workouts battling Addison Ooms for the job, but left

the team prior to the regular season. Cochran played in 13 games with four starts over his final two seasons at Cal after redshirting as a 2012 rookie. He was Cal's starting right guard for the first three games of his 2013 redshirt freshman season before suffering a season-ending injury. He picked up one more start in 2014 when he was listed for most of the season as the team's primary backup at both guard positions and center.

CAL CAREER (2012-14, 2015 SPRING)

- ▶ Played in 13 games with four starts
- ▶ Participated in a career-high 10 games as a 2014 sophomore, while his three starts during his 2013 redshirt freshman season were a career best
- ▶ Recorded the lone tackle of his career as a 2014 sophomore at Arizona

OTHER

- ▶ Full name is Matthew Anthony Cochran
- ▶ Born December 27, 1993
- ▶ Parents are Roderick and Nicole Cochran
- ▶ Cousin DeMeco Ryans was an All-American linebacker at Alabama and has played in the NFL since being drafted by Houston in the second round of the 2006 NFL Draft, earning AP NFL Defensive Rookie of the Year honors in 2006, first-team All-Pro recognition in 2007 and adding the Ed Block Courage Award in 2007 while making two Pro Bowls in six seasons with the Texans before being traded to his current team Philadelphia prior to the 2012 campaign
- ▶ Cousin Bryan Campbell played collegiate football at Colorado
- ▶ Cousin Darren Lake will be a senior football player at Alabama in 2015
- ▶ Major is social welfare

COCHRAN'S CAREER STATISTICS

TACKLES	G-GS	UA	A	TOTAL	TFL-YDS	PD	FF	FR	BLK	QBH
2013	3-3	0	0	0	0.0-0	0	0	0	0	0
2014	10-1	1	0	1	0.0-0	0	0	0	0	0
TOTAL	13-4	1	0	1	0.0-0	0	0	0	0	0

COCHRAN'S CAREER GAME HIGHS

Tackles: 1 (at Arizona, 2014)



CORMAC CRAIGIE **38**

(CORE-mack)

S, 6-2, 215..... **Piedmont, CA**
2013-14..... **City College of San Francisco/**
Richmond/Trinity-Pawling School/Piedmont HS

Craigie played in two games off the bench and contributed three tackles during his final season of two campaigns at Cal after transferring from City College of San Francisco following the 2012 campaign. Craigie came into Cal as a quarterback but moved to safety shortly after his arrival. Craigie graduated from Cal in May of 2015 with a bachelor's degree in Middle Eastern studies and will not use the final season of his collegiate eligibility.

CAL CAREER (2013-14)

- ▶ Played in two games off the bench as a 2014 junior during his two seasons with the program after redshirting as a sophomore in 2013
- ▶ Recorded three tackles all against Sacramento State in his final collegiate game
- ▶ Came to Cal as a quarterback but moved to safety shortly after his arrival

OTHER

- ▶ Full name is Cormac Pierce McCarthy Craigie
- ▶ Born May 6, 1992
- ▶ Parents are Peter Craigie and Conna McCarthy
- ▶ Father played collegiate football and baseball at Santa Clara
- ▶ Grandfather, Leo T. McCarthy, was the former California Assembly Speaker and Lt. Governor and also served on the University of California Board of Regents
- ▶ Great uncle, Dan McCarthy, played football at Cal under head coach Stub Allison

CRAIGIE'S CAREER STATISTICS

TACKLES	G-GS	UA	A	TOTAL	TFL-YDS	PD	FF	FR	BLK	QBH
2014	2-0	0	3	3	0.0-0	0	0	0	0	0
TOTAL	2-0	0	3	3	0.0-0	0	0	0	0	0

CRAIGIE'S CAREER GAME HIGHS

Tackles: 3 (vs. Sacramento State, 2014)



ALEJANDRO CROSTHWAITE **71 • 78**

OL, 6-4, 290..... **Rosarito Beach, Mexico**
2010-14..... **Cathedral Catholic HS**

Crosthwaite started the final 21 games of his career at right guard and played in a total of 27 contests at Cal seeing all of his action over the final three seasons of his five years in the program, including playing in 23 of 24 games over his final two seasons. Crosthwaite started all 12 contests as a 2014 senior and earned the Bob Tessier Award as Cal's Most Improved Lineman for an offensive unit that set or equaled 12 single-season school or modern-era school records and ranked in the top 15 nationally in five offensive categories. Crosthwaite was Cal's nominee for the 2014 Wuerffel Trophy and earned honorable mention Pac-12 All-Academic honors each of his last two seasons. Crosthwaite graduated from Cal in December of 2014 with a bachelor's degree in American studies.

FORMER PLAYER BIOS
AFTER CAL

- ▶ Attended mini-camp for the Oakland Raiders and San Diego Chargers as a tryout player in May of 2015
- ▶ Participated in 2015 pro days hosted by Cal, the Oakland Raiders and the San Francisco 49ers
- ▶ Cal Career (2010-14)
- ▶ Played in 27 games with 21 starts all at right guard over the last three seasons of his five campaigns with the program
- ▶ Started each of the last 21 games possible, making his first nine career starts at right guard as a 2013 junior over the team's final nine contests and starting all 12 games at the position as a 2014 senior
- ▶ Two-time honorable mention Pac-12 All-Academic selection in his final two seasons
- ▶ Wore No. 71 during his final four seasons after wearing No. 78 as a redshirt freshman in 2010
- ▶ Graduated from Cal in December of 2014 with a bachelor's degree in American studies with a 3.15 cumulative GPA

OTHER

- ▶ Full name is Alejandro Crosthwaite
- ▶ Born October 25, 1991
- ▶ Parents are Alejandro and Mildred Crosthwaite
- ▶ Spent significant time living in Mexico as a youth where he focused on playing soccer until moving to the United States in the fifth grade and picking up American football

CROSTHWAITE'S CAREER STATISTICS

PARTICIPATION	G-GS	
2012	4-0	No other statistics
2013	11-9	No other statistics
2014	12-12	No other statistics
TOTAL	27-21	No other statistics


DONOVAN FRAZER 61

OL, 6-3, 285..... Martinez, CA 2012-14.....Laney College/Alhambra HS

Frazer played in one game off the bench as a 2014 senior against Sacramento State during his three seasons with the program after transferring from

Laney College in nearby Oakland where he was a two-year starter. Frazier graduated from Cal in December of 2014 with a pair of bachelor's degrees in legal studies and political science.

CAL CAREER (2012-14)

- ▶ Played in one game as a 2014 senior vs. Sacramento State during his three seasons with the Cal program
- ▶ Graduated from Cal in December of 2014 with a pair of bachelor's degrees in legal studies and political science

OTHER

- ▶ Full name is Donovan Irwin Frazer
- ▶ Born December 22, 1991
- ▶ Parents are Brian and Kathleen Frazer
- ▶ Father works in law enforcement and he looks to follow suit
- ▶ Spent time working from 2006-08 as an after school sports coach for his hometown city of Martinez
- ▶ Grandfather, Edgar Irwin, worked as an usher when Cal played at the 1949 Rose Bowl

FRAZER'S CAREER STATISTICS

PARTICIPATION	G-GS	
2014	1-0	No other statistics
TOTAL	1-0	No other statistics


JASON GIBSON 9

LB, 6-2, 215..... Gardena, CA 2011-13, 2014 Spring Junipero Serra HS

Gibson was limited to six games off the bench during his three seasons at Cal primarily due to injury before having to medically retire prior to the 2014 campaign. All of Gibson's stats came as a 2013 sophomore when he made four tackles in his first season at safety after having been a line-backer for his first two campaigns. Gibson is on track to graduate from Cal in May of 2016 with a bachelor's degree in sociology.

CAL CAREER (2011-13, SPRING 2014)

- ▶ Limited to six games off the bench and four tackles all as a 2013 sophomore primarily due to injuries during his three campaigns with the program
- ▶ Continued with the program through the team's 2014 spring practices before medically retiring prior to the 2014 regular season
- ▶ Recorded a career-high three tackles vs. Ohio State during his 2013 sophomore campaign
- ▶ Changed his uniform to No. 9 beginning with 2012 spring practices after wearing No. 19 in his first season with the program in 2011
- ▶ On track to graduate from Cal in May of 2016 with a bachelor's degree in sociology

OTHER

- ▶ Full name is Jason Alan Gibson
- ▶ Born February 19, 1992
- ▶ Mother is Leshette Molette

GIBSON'S CAREER STATISTICS

TACKLES	G-GS	UA	A	Total	TFL-Yds	PD	FF	FR	Blkd
2013	6-0	3	1	4	0.0-0	0	0	0	0
TOTAL	6-0	3	1	4	0.0-0	0	0	0	0

GIBSON'S CAREER GAME HIGHS

Tackles: 3 (vs. Ohio State, 2013)


LUCUS GINGOLD 44

(*lucas GHIN-gold*)

FB, 6-0, 235..... Clovis, CA 2012-14..... Reedley College/San Diego/Buchanan HS

Gingold played in 18 games with four starts over the final two seasons of his three campaigns at Cal, spending most of the stretch as the team's top fullback with blocking his primary responsibility. He finished with four catches **for 41 yards receiving and one touchdown catch which came against Colorado as a 2014 senior.**

CAL CAREER (2012-14)

- ▶ Played in 18 games with four starts over the final two seasons of his three campaigns with the program
- ▶ Posted career totals of four receptions, 41 yards receiving and one touchdown catch with the lone score of his career coming on a five-yard touchdown reception vs. Colorado as a 2014 senior
- ▶ Had career highs of four receptions and 36 yards receiving as a 2013 junior

FORMER PLAYER BIOS

- ▶ Added two rushes for zero yards and one kick return for 10 yards during his 2013 junior campaign for a career total of 51 all-purpose yards
- ▶ Had single-game career bests of two receptions and 30 yards receiving vs. Portland State as a 2013 junior, while his two rushes for no gain at Stanford and one kick return for 10 yards at Colorado the same season were also career highs
- ▶ Longest career reception was a 19-yarder vs. Portland State, while his longest career rush was zero yards twice at Stanford and his longest career kick return 10 yards at Colorado, all as a 2013 junior
- ▶ Graduated from Cal in December of 2014 with a bachelor's degree in sociology

OTHER

- ▶ Full name is Lucus Alexander Gingold
- ▶ Born March 9, 1992
- ▶ Parents are Matthew and Shelly Gingold
- ▶ Brother, Jake, was a high school football teammate and graduated from Cal in May of 2013

GINGOLD'S CAREER STATISTICS

RUSHING	G-GS	Att	Yds	TD	Lg	Avg/C	Avg/G
2013	12-4	2	0	0	0	0.0	0.0
2014	6-0	0	0	0	0	0.0	0.0
TOTAL	18-4	2	0	0	0	0.0	0.0

TOTAL OFFENSE	G-GS	Rush	Pass	Total	Avg/G
2013	12-4	0	0	0	0.0
2014	6-0	0	0	0	0.0
TOTAL	18-4	0	0	0	0.0

RECEIVING	G-GS	Rec	Yds	TD	Lg	Rec/G	Avg/C	Avg/G
2013	12-4	3	36	0	19	0.2	12.0	3.0
2014	6-0	1	5	1	5	0.2	5.0	0.8
TOTAL	18-4	4	41	1	19	0.2	10.2	2.3

SCORING	G-GS	TD	Rush	Rec	Ret	PAT	2PAT	FG	Total	Avg/G
2013	12-4	0	0	0	0	0	0	0	0	0.0
2014	6-0	1	0	1	0	0	0	0	6	1.0
TOTAL	18-4	1	0	1	0	0	0	0	6	0.3

KICK RETURNS	G-GS	No.	Yds	TD	Lg	Avg/R	Avg/G
2013	12-4	1	10	0	10	10.0	0.8
2014	6-0	0	0	0	0	0.0	0.0
TOTAL	18-4	1	10	0	10	10.0	0.6

ALL-PURPOSE	G-GS	Rush	Rec	PR	KR	IR	Total	Avg/G
2013	12-4	0	36	0	10	0	46	3.8
2014	6-0	0	5	0	0	0	5	0.8
TOTAL	18-4	0	41	0	10	0	51	2.8

GINGOLD'S CAREER GAME HIGHS

- Rushes: 2 (at Stanford, 2013)
- Rushing Yards: 0 (at Stanford, 2013)
- Long Rush: 0 (at Stanford, 2013)
- Receptions: 2 (vs. Portland State, 2013)
- Receiving Yards: 30 (vs. Portland State, 2013)
- Receiving TDs: 1 (Colorado, 2014)
- Long Reception: 19 (vs. Portland State, 2013)
- Kick Returns: 1 (at Colorado, 2013)
- Kick Return Yards: 10 (at Colorado, 2013)
- Long Kick Return: 10 (at Colorado, 2013)
- All-Purpose Yards: 30 (vs. Portland State, 2013)
- Scoring: 6 (Colorado, 2014)



JAMES GRISON

85

(GRISS-um)

WR, 5-11, 180 Lynwood, CA
2012-13 Lynwood HS

Grison played two seasons at Cal, originally joining the club in the spring of 2012 when he made the team following a walk-on tryout from Cal's general student body and posting his best season in 2013 when he finished with 10 receptions for 169 yards receiving for a team-high 16.9 yards per catch average and three touchdown catches to rank tied for third on the team in the latter. He was listed as sharing the No. 3 spot at the outside receiver 'X' position on the 2014 preseason depth chart as a senior before leaving the program just prior to the start of training camp. Grison graduated from Cal in May of 2015 with a bachelor's degree in religious studies.

CAL CAREER (2012-13, 2014 SPRING)

- ▶ Played in 15 games all of the bench during his two seasons with the program from 2012-13, compiling career totals of 10 receptions for 169 yards receiving and three touchdowns, with all of the stats other than five games played off the bench in his 2012 sophomore season coming during his 2013 junior campaign
- ▶ Had career highs of two catches on a pair of occasions against Washington State and at Colorado as a 2013 junior, while his 61 yards receiving on a single touchdown catch vs. Ohio State the same season was a career high with the 61-yarder also the longest reception of his career
- ▶ Added a career-high-tying single touchdown grab both at Oregon and vs. Washington State as a 2013 junior
- ▶ Began as a student at Cal in August of 2010 but was not a member of the football program until the spring of 2012
- ▶ Left the football program just before the beginning of training camp as a 2014 senior and did not use his final season of collegiate eligibility

OTHER

- ▶ Full name is James Arvell Grison
- ▶ Born March 25, 1992
- ▶ Parents are Jerry Sr. and Jeanette Grison
- ▶ Has worked as an academic services assistant at UC Berkeley's Clark Kerr Campus, and spent three summers from 2012-14 as a conference clerk for the first year at Unit 1 and then two years at Clark Kerr
- ▶ One of his hobbies is making music for movies and is currently composing music for a documentary on human trafficking

GRISON'S CAREER STATISTICS

RECEIVING	G-GS	Rec	Yds	TD	Lg	Rec/G	Avg/C	Avg/G
2012	5-0	0	0	0	0	0.0	0.0	0.0
2013	10-0	10	169	3	61	1.0	16.9	16.9
TOTAL	15-0	10	169	3	61	0.7	16.9	11.3

SCORING	G-GS	TD	Rush	Pass	Retn	PAT	2PAT	FG	Total	Avg/G
2012	5-0	0	0	0	0	0	0	0	0	0.0
2013	10-0	3	0	3	0	0	0	0	18	1.8
TOTAL	15-0	3	0	3	0	0	0	0	18	1.2

ALL-PURPOSE	G-GS	Rush	Rec	PR	KR	IR	Total	Avg/G
2012	5-0	0	0	0	0	0	0	0.0
2013	10-0	0	169	0	0	0	169	16.9
TOTAL	15-0	0	169	0	0	0	169	11.3

FORMER PLAYER BIOS
GRISOM'S CAREER GAME HIGHS

Receptions: 2 (twice, last Colorado, 2013)
 Receiving Yards: 61 (vs. Ohio State, 2013)
 Receiving TDs: 1 (three times, last vs. Washington State, 2013)
 Long Reception: 61TD (vs. Ohio State, 2013)
 All-Purpose Yards: 61 (vs. Ohio State, 2013)
 Points: 6 (three times, last vs. Washington State, 2013)


CHRIS HARPER
6

**WR, 5-11, 175.....Northridge, CA
 2012-14..... Crespi Carmelite HS**

Harper was Cal's most productive receiver over his 35 games played and 23 starts during his three seasons with the program from 2012-14. He finished his career with 163 receptions for 2,030 yards receiving and 13 touchdown catches, ranking seventh on the school's all-time list for receptions, tied for 10th in touchdown grabs and just out of the top 10 in yards receiving. He added another rushing score for a total of 14 touchdowns and also finished with 2,180 all-purpose yards by adding 122 on punt returns and 28 rushing. He posted his biggest numbers as a 2013 sophomore with 70 receptions to rank seventh on Cal's all-time single-season list and 852 yards receiving, while his five touchdowns catches were second only to the six he posted as a 2014 junior. Harper was on the Biletnikoff Award Watch List honoring the nation's top receiver during each of his final two campaigns after starting his career with a bang as a 2012 true freshman when he played in all 12 games with starts in each of the final five contests and registered 41 catches for 544 yards receiving and two touchdowns to rank second on the team in all three categories. His totals for receptions and receiving yards were both just shy of true freshmen records posted by current NFL players Keenan Allen (46 catches in 2010) and DeSean Jackson (601 receiving yards in 2005).

AFTER CAL

- ▶ Signed an undrafted free agent contract with the New England Patriots on May 5, 2015
- ▶ Entered the 2015 NFL Draft as an underclassman, foregoing his final season of collegiate eligibility at Cal
- ▶ Participated in 2015 pro days hosted by Cal and the Oakland Raiders

CAL CAREER (2012-14)

- ▶ Played in 35 games with 23 starts during his three seasons at Cal and ranks seventh on the school's all-time list with 163 receptions for 2,030 yards receiving and 13 touchdown catches that rank tied for 10th
- ▶ Posted 14 touchdowns overall for 84 points, adding another score on the ground
- ▶ Registered 2,180 all-purpose yards, adding 10 rushes for 28 yards and one touchdown as well as 19 punt returns for 122 yards
- ▶ Led Cal in receptions 11 times and receiving yards in 10 contests
- ▶ Caught at least one pass in each of the last 29 games he played and 34 of 35 overall with the lone exception vs. UCLA in 2012
- ▶ Also completed 1-of-2 passes for -1 yard and had four tackles
- ▶ In the Cal single-season record books with the seventh-most catches in school history for his career-high 70 receptions for a career-high 852 yards receiving and five touchdowns during his 2013 sophomore season
- ▶ Registered single-game career highs of 14 catches and 231 receiving yards against Washington State that are both third on the school's all-time single-game lists and the most by a Pac-12 player for the season as a 2013 sophomore, including an 89-yard touchdown pass that was the longest reception of his career and the third-longest pass play in the history of Cal football, while adding a pair of punt returns for 18 yards including a season-long 13-yarder

- to give him a career-high 249 all-purpose yards
- ▶ Had four career 100-yard receiving contests
- ▶ Had a career-high 37 punt return yards as a 2014 senior against Sacramento State, while his 27-yard punt return against Stanford the same season was the longest of his career
- ▶ Had career highs of five rushes and 17 yards rushing as a 2014 junior, while his 14-yard TD run vs. Washington as a 2012 freshman was the longest of his career
- ▶ Had career highs of 13 punt returns and 100 punt return yards as a 2014 junior
- ▶ Intended major is legal studies

OTHER

- ▶ Full name is Christopher James Harper
- ▶ Born December 7, 1993
- ▶ Parents are Mark Harper and Janine Gonzaga
- ▶ Has worked out with the "1925 All-Stars", a 7-on-7 team coached by former NFL wide receiver Keyshawn Johnson

HARPER'S CAREER STATISTICS

RUSHING	G-GS	Att	Yds	TD	Lg	Avg/C	Avg/G
2012	12-5	3	5	1	14	1.7	0.4
2013	11-9	2	6	0	11	3.0	0.5
2014	12-9	5	17	0	9	3.4	1.4
TOTAL	35-23	10	28	1	14	2.8	0.8

PASSING	G-GS	Comp-Att-Int	Yds	TD	Lg	Pct	Avg/P	Avg/G	Effic
2012	12-5	0-0-0	0	0	0	0.0	0.0	0.0	0.0
2013	11-9	1-2-0	-1	0	0	50.0	-0.5	-0.1	45.8
2014	12-9	0-0-0	0	0	0	0.0	0.0	0.0	0.0
TOTAL	35-23	1-2-0	-1	0	0	50.0	-0.5	0.0	45.8

TOTAL OFFENSE	G-GS	Rush	Pass	Total	Avg/G
2012	12-5	5	0	5	0.4
2013	11-9	6	-1	5	0.5
2014	12-9	17	0	17	1.4
TOTAL	35-23	28	-1	27	0.8

RECEIVING	G-GS	Rec	Yds	TD	Lg	Rec/G	Avg/C	Avg/G
2012	12-5	41	544	2	36	3.4	13.3	45.3
2013	11-9	70	852	5	89	6.4	12.2	77.5
2014	12-9	52	634	6	41	4.3	12.2	52.8
TOTAL	35-23	163	2030	13	89	4.7	12.5	58.0

SCORING	G-GS	TD	Rush	Pass	Retn	PAT	2PAT	FG	Total	Avg/G
2012	12-5	3	1	2	0	0	0	0	18	1.5
2013	11-9	5	0	5	0	0	0	0	30	2.7
2014	12-9	6	0	6	0	0	0	0	36	3.0
TOTAL	35-23	14	1	13	0	0	0	0	84	2.4

PUNT RETURNS	G-GS	No.	Yds	TD	Lg	Avg/R	Avg/G
2012	12-5	4	4	0	5	1.0	0.3
2013	11-9	2	18	0	13	9.0	1.6
2014	12-9	13	100	0	27	7.7	8.3
TOTAL	35-23	19	122	0	27	6.4	3.5

ALL-PURPOSE	G-GS	Rush	Rec	PR	KR	IR	Total	Avg/G
2012	12-5	5	544	4	0	0	553	46.1
2013	11-9	6	852	18	0	0	876	79.6
2014	12-9	17	634	100	0	0	751	62.6
TOTAL	35-23	28	2030	122	0	0	2180	62.3

TACKLES	G-GS	UA	A	Total	TFL-Yds	PD	FF	FR	Blkd
2012	12-5	2	1	3	0.0-0	0	0	0	0
2013	11-9	1	0	1	0.0-0	0	0	0	0
2014	12-9	0	0	0	0.0-0	0	0	0	0
TOTAL	35-23	3	1	4	0.0-0	0	0	0	0

FORMER PLAYER BIOS

HARPER'S CAREER GAME HIGHS

Rushes: 2 (vs. UCLA, 2014)
 Rushing Yards: 14 (vs. Washington, 2012)
 Rushing TDs: 1 (vs. Washington, 2012)
 Long Rush: 14TD (vs. Washington, 2012)
 Pass Completions: 1 (vs. USC, 2013)
 Pass Attempts: 1 (twice, last vs. USC, 2013)
 Passing Yards: -1 (vs. USC, 2013)
 Long Pass: -1 (vs. USC, 2013)
 Receptions: 14 (vs. Washington State, 2013)
 Receiving Yards: 231 (vs. Washington State, 2013)
 Receiving TDs: 2 (vs. Northwestern, 2013)
 Long Reception: 89TD (vs. Washington State, 2013)
 Punt Returns: 3 (twice, last at Washington State, 2014)
 Punt Return Yards: 37 (vs. Sacramento State, 2014)
 Long Punt Return: 27 (vs. Stanford, 2014)
 All-Purpose Yards: 249 (vs. Washington State, 2013)
 Tackles: 1 (four times, last vs. Ohio State, 2013)
 Points: 12 (vs. Northwestern, 2013)



AUSTIN HINDER **7**

**QB, 6-4, 200Steamboat Springs, CO
 2010-14.....Steamboat Springs HS**

Hinder saw action in each of the final two seasons during his five campaigns with the program, playing in three games off the bench and completing 2-of-

7 passes for 29 yards while adding seven rushes for 19 yards. Hinder was in a three-way competition for the team's starting quarterback job along with Jared Goff and Zach Kline during the spring of 2013 and into training camp in a battle that was eventually won by Goff. He is on track to graduate from Cal in the summer of 2015 with a bachelor's degree in American studies.

CAL CAREER (2010-14)

- ▶ Played in three games off the bench with all of his action coming over the final two seasons of his five campaigns with the program
- ▶ Completed 2-of-7 passes (28.6%) for 29 yards with no touchdowns or interceptions for a 63.37 passer efficiency rating, while adding seven rushes for 19 yards
- ▶ Had a 16-yard pass that was the longest of his career as a 2013 junior at Washington, while his longest career rush was a seven-yarder vs. Sacramento State as a 2014 senior
- ▶ On track to graduate from Cal in the summer of 2015 with a bachelor's degree in American studies

OTHER

- ▶ Full name is Austin Hanifan Hinder
- ▶ Born September 27, 1991
- ▶ Parents are Bill and Kathy Hinder
- ▶ Grandson of legendary Cal Athletic Hall of Famer and long-time NFL and collegiate coach Jim Hanifan, who served as head coach of the St. Louis Rams (1980-85) and interim head coach of the Atlanta Falcons (1989) among his many coaching jobs before retiring from coaching in 2003

HINDER'S CAREER STATISTICS

RUSHING	G-GS	Att	Yds	TD	Lg	Avg/C	Avg/G
2013	2-0	3	8	0	5	2.7	4.0
2014	1-0	4	11	0	7	2.8	11.0
TOTAL	3-0	7	19	0	7	2.7	4.8

PASSING	G-GS	Comp-Att-Int	Yds	TD	Lg	Pct	Avg/P	Avg/G	Effic
2013	2-0	1-4-0	16	0	16	25.0	4.0	8.0	58.6
2014	1-0	1-3-0	13	0	13	33.3	4.3	13.0	69.7
TOTAL	3-0	2-7-0	29	0	16	28.6	4.1	7.2	63.4

TOTAL OFFENSE	G-GS	Rush	Pass	Total	Avg/G
2013	2-0	8	16	24	12.0
2014	1-0	11	13	24	24.0
TOTAL	3-0	19	29	48	16.0

ALL-PURPOSE	G-GS	Rush	Rec	PR	KR	IR	Total	Avg/G
2013	2-0	8	0	0	0	0	8	4.0
2014	1-0	11	0	0	0	0	11	11.0
TOTAL	3-0	19	0	0	0	0	19	6.3

HINDER'S CAREER GAME HIGHS

Rushes: 4 (vs. Sacramento State, 2014)
Rushing Yards: 11 (vs. Sacramento State, 2014)
Long Rush: 7 (vs. Sacramento State, 2014)
Pass Completions: 1 (twice, last vs. Sacramento State, 2014)
Pass Attempts: 4 (at Washington, 2013)
Passing Yards: 16 (at Washington, 2013)
Long Pass: 16 (at Washington, 2013)
All-Purpose Yards: 11 (vs. Sacramento State, 2014)



JAMES LANGFORD **45**

**PK, 6-3, 215.....Pleasanton, CA
 2012-14.....Cal Poly/Foothill HS**

Langford played his lone season at Cal as a 2014 senior after joining the program in January of 2012 as a transfer from Cal Poly. He led the team in scoring with 89 points in 2014, making 11-of-17 field goal attempts and tying single-season school records for both PAT (56) and PAT attempts (57). He made all eight of his attempts from 41 yards or closer and provided one of the most memorable moments of the season when he connected on a 34-yard field goal in the second overtime of a 59-56 double overtime win over Colorado. Langford is on track to graduate from Cal in the summer of 2015 with a bachelor's degree in economics.

AFTER CAL

- ▶ Participated in 2015 pro days hosted by Cal and the San Francisco 49ers

CAL CAREER (2012-14)

- ▶ Handled Cal's kickoff and placekicking duties in his final season in 2014 in his first action since joining the Cal football program in January of 2012 as a transfer from Cal Poly, redshirting and not playing due to NCAA transfer requirements in 2012 and then backing up Vincenzo D'Amato for the 2013 campaign
- ▶ On track to graduate from Cal in the summer of 2015 with a bachelor's degree in economics

OTHER

- ▶ Full name is James Richard Langford IV
- ▶ Born January 3, 1992
- ▶ Parents are Jim and Vicki Langford
- ▶ Tied for first in the 2010 national Chris Sailer Kicking field goal competition in Las Vegas for high school seniors and junior college kickers
- ▶ Kickoff champion and field goal finalist at a Cal football camp in June of 2009

FORMER PLAYER BIOS

- ▶ Has interned at Northwestern Mutual, Bank of the West, and Castle Crow & Company in San Francisco, a merchant banking group that primarily initiates transactions and makes equity and debt investments in privately held companies
- ▶ Related to baseball great Ty Cobb and former President Harry S. Truman
- ▶ Aunt, Sherri Ball (Langford) was on the track and field team at Cal
- ▶ Cousin Drake Langford is a Cal grad, while cousin Garren Langford currently attends Cal
- ▶ A six-time All-American in youth track and field, including winning USA National silver and bronze medals in the 1,500 and 3,000 meter races at the USA Junior Olympic Championship National Finals
- ▶ Has a decorated soccer background
- ▶ Great uncle Dale Cobb played on the same football team with veteran Cal football announcer Lee Grosscup

LANGFORD'S CAREER STATISTICS

SCORING	G-GS	TD	Rush	Pass	Retn	PAT	2PAT	FG	Total	Avg/G
2014	12-0	0	0	0	0	56	0	11	89	7.4
TOTAL	12-0	0	0	0	0	56	0	11	89	7.4

FIELD GOALS	G-GS	Made	Att	Lg	Pct
2014	12-0	11	17	47	64.7
TOTAL	12-0	11	17	47	64.7

TACKLES	G-GS	UA	A	Total	TFL-Yds	PD	FF	FR	Blkd
2014	12-0	1	0	1	0.0-0	0	0	0	0
TOTAL	12-0	1	0	1	0.0-0	0	0	0	0

KICKOFFS	G-GS	No	Yds	Avg	TB
2014	12-0	77	4506	58.5	25
TOTAL	12-0	77	4506	58.5	25

LANGFORD'S CAREER GAME HIGHS

Field Goals Made: 3 (at Oregon State, 2014)
 Field Goals Attempted: 4 (at Oregon State, 2014)
 Field Goal Percentage (with most field goals made if tie): 100.0, 2-2 (at Washington State, 2014)
 Long Field Goal: 47 (vs. Sacramento State, 2014)
 PATs Made: 8 (vs. Colorado, 2014)
 PATs Attempted: 8 (vs. Colorado, 2014)
 PAT Percentage (with most PATs made if tie): 100.0, 8-8 (vs. Colorado, 2014)
 Kickoffs: 10 (twice, last at Washington State, 2014)
 Kickoff Yards: 626 (vs. Colorado, 2014)
 Kickoff Average: 65.0, 8-520 (at Arizona, 2014)
 Long Kickoff: 70 (multiple times)
 Touchbacks: 8 (at Arizona, 2014)
 Tackles: 1 (vs. Oregon, 2014)
 Points: 13 (twice, last at Oregon State, 2014)


MICHAEL LOWE **5**

S, 5-11, 205.....Hyattsville, MD
2010-14.....DeMatha Catholic HS

Lowe played in 44 games with 29 starts over the final four seasons of his five campaigns with the program, including 35 of 36 possible contests over the last three. He finished his collegiate career with 224 tackles, 12.5 tackles for loss (-23 yards), 1.0 sack (-1 yard), four interceptions that he returned for 67 yards, nine pass breakups, 13 passes defended and three fumble recoveries that he returned for 47 yards. Lowe had at least 67 tackles in each of his final three seasons, leading Cal with 67 tackles as a 2013 junior, ranking second on the club with a career-high 74 stops during his 2014 senior campaign and picking up 69 to rank fourth on

the team as a 2012 sophomore when he also co-led the team with three interceptions that he returned for a team-high 67 yards. Lowe graduated from Cal in December of 2014 with a bachelor's degree in legal studies.

AFTER CAL

- ▶ Attended a mini-camp for the Chicago Bears as a tryout player in May of 2015
- ▶ Participated in 2015 pro days hosted by Cal, the Oakland Raiders and the San Francisco 49ers
- ▶ Cal Career (2010-14)
- ▶ A four-year letterwinner who played in 44 games with 29 starts over the last four seasons of his five campaigns with the program, including 35 of 36 possible contests over the last three seasons
- ▶ Finished his collegiate career with 224 tackles, 12.5 tackles for loss (-23 yards), 1.0 sack (-1 yard), four interceptions that he returned for 67 yards, 10 pass breakups, 14 passes defended and three fumble recoveries that he returned for 47 yards
- ▶ Had career highs of 12 tackles and 2.0 tackles for loss as a 2014 senior at USC with a career-high-tying
- ▶ Had fumble recoveries as a 2014 senior vs. Oregon (career-long 28-yard return) as well as during his 2013 junior season vs. Oregon State (19-yard return) and Portland State, while his three pass breakups against Arizona as a junior were the most of his career and his single interception vs. Washington State one of four times he had an interception
- ▶ Single-game career highs established during his 2012 sophomore season included a 57-yard interception return vs. UCLA which was also a career-best 57 all-purpose yards, two of his other three single-interception games (at Washington State, at Utah), his lone career sack for a career-high one-yard loss at Washington State and a career-high five tackle-for-loss yards vs. Oregon
- ▶ Led or co-led the team in tackles six times
- ▶ Recorded at least one tackle in 34 of his last 35 games
- ▶ Changed his last name to Lowe beginning with the 2012 campaign after using Coley during the 2010 and 2011 seasons
- ▶ Graduated from Cal in December of 2014 with a bachelor's degree in legal studies

OTHER

- ▶ Full name is Michael T. Lowe
- ▶ Born August 27, 1992
- ▶ Parents are Jermaine and Pamela Lowe

LOWE'S CAREER STATISTICS

INTERCEPTIONS	G-GS	No.	Yds	TD	Lg	Avg/R	Avg/G
2011	9-0	0	0	0	0	0.0	0.0
2012	12-8	3	67	0	57	22.3	5.6
2013	12-10	1	0	0	0	0.0	0.0
2014	11-11	0	0	0	0	0.0	0.0
TOTAL	44-29	4	67	0	57	16.8	1.5

ALL-PURPOSE	G-GS	Rush	Rec	PR	KR	IR	Total	Avg/G
2011	9-0	0	0	0	0	0	0	0.0
2012	12-8	0	0	0	0	67	67	5.6
2013	12-10	0	0	0	0	0	0	0.0
2014	11-11	0	0	0	0	0	0	0.0
TOTAL	44-29	0	0	0	0	67	67	1.5

TACKLES	G-GS	UA	A	Total	TFL-Yds	PD	FF	FR	BLK	QBH
2011	9-0	7	7	14	0.0-0	2	0	0	0	0
2012	12-8	39	30	69	3.0-7	4	0	0	0	0
2013	12-10	41	26	67	4.0-6	6	0	2	0	0
2014	11-11	46	28	74	5.5-10	1	0	1	0	0
TOTAL	44-29	133	91	224	12.5-23	13	0	3	0	0

FORMER PLAYER BIOS

SACKS	G-GS	UA	A	Total	Yds
2011	9-0	0	0	0.0	0
2012	12-8	1	0	1.0	1
2013	12-10	0	0	0.0	0
2014	11-11	0	0	0.0	0
TOTAL	44-29	1	0	1.0	1

LOWE'S CAREER GAME HIGHS

- Tackles:** 12 (at USC, 2014)
- Tackles For Loss:** 2.0 (at USC, 2014)
- Tackle For Loss Yards:** 5 (vs. Oregon, 2012)
- Sacks:** 1.0 (at Washington State, 2012)
- Sack Yards:** 1 (at Washington State, 2012)
- Fumble Recoveries:** 1 (three times, last vs. Oregon, 2014)
- Fumble Return Yards:** 28 (vs. Oregon, 2014)
- Long Fumble Return:** 28 (vs. Oregon, 2014)
- Interceptions:** 1 (four times, last vs. Washington State, 2013)
- Interception Return Yards:** 57 (vs. UCLA, 2012)
- Long Interception Return:** 57 (vs. UCLA, 2012)
- Pass Breakups:** 3 (vs. Arizona, 2013)
- All-Purpose Yards:** 57 (vs. UCLA, 2012)



JOEY MAHALIC **13 • 22**

(muh-HAL-ick)

QB, 6-3, 200Portland, OR
2012-14..... Wilson HS

Mahalic played in one game off the bench as a third-year sophomore in 2014 during his three seasons with the program before he graduated from Cal with a bachelor's degree in May of 2015 with two seasons of

collegiate eligibility remaining that he will not use. He began his collegiate football career in 2012 at the age of 23 after spending five seasons as a minor league pitcher in the Cleveland Indians' organization. Mahalic become the first Cal student-athlete to graduate from the Haas School of Business in three years.

CAL CAREER (2012-14)

- ▶ Played in one game as a third-year sophomore in 2014 after not playing during his first two seasons with the program
- ▶ Changed to No. 13 beginning with 2013 spring practices after wearing No. 22 in his first campaign in 2012
- ▶ Become the first Cal student-athlete to graduate from Cal's Haas School of Business in three years in May of 2015 with a bachelor's degree in business administration
- ▶ Did not use two seasons of collegiate eligibility that he had remaining when he graduated
- ▶ Served as a peer advisor for fellow students who wanted to get into the Haas School of Business

OTHER

- ▶ Full name is Joseph Gabriel Mahalic
- ▶ Born November 28, 1988
- ▶ Parents are Drew and Joan Mahalic
- ▶ Father played on 1973 national championship football team at Notre Dame and was in the NFL for four seasons
- ▶ The only NFL player to ever graduate from Harvard Law School

MAHALIC'S CAREER STATISTICS

PARTICIPATION	G-GS	No other statistics
2014	1-0	No other statistics
TOTAL	1-0	No other statistics



BRYCE MCGOVERN **26 • 27 • 86**

S/WR, 5-10, 195Danville, CA
2011-14..... Monte Vista HS

McGovern played in more games than any Cal player from 2011-14 participating in a career total of 47 out of 49 possible games during the period all off the bench. He emerged as arguably Cal's top special teams player during the second half of his career and was the team's Special Teams Player of the Year as a 2014 senior when he also moved from wide receiver to safety. McGovern finished his career with 35 tackles, one pass breakup and one blocked kick, as well as two receptions for 43 yards. McGovern graduated from Cal in May of 2015 with a bachelor's degree in legal studies.

CAL CAREER (2011-14)

- ▶ Played in more games than any Cal player from 2011-14 participating in a career total of 47 of 49 possible games during the period all off the bench
- ▶ Emerged as arguably Cal's top special teams players during the second half of his career and earned honorable mention All-Pac-12 honors as an all-purpose/special teams player (non kick or punt returner) and Cal's Scott Duncan Award as its Most Valuable Special Teams Player during his final campaign
- ▶ Spent his first three-plus seasons as a wide receiver before moving to safety during his 2014 senior campaign
- ▶ Finished his career with 35 tackles, one pass breakup and one blocked kick
- ▶ Registered a career-high nine tackles as a 2014 senior vs. Stanford in a contest in which he also had his lone career pass breakup and blocked kick
- ▶ Also had two receptions for 43 yards receiving for an average of 21.5 yards per catch with his longest career reception a 34-yarder vs. USC as a 2013 junior
- ▶ Changed his uniform to No. 27 during the 2014 season after wearing No. 86 in each his first three campaigns with the Cal program from 2011-13 and also was suited in No. 26 at times during his 2014 senior campaign
- ▶ Graduated from Cal in May of 2015 with a bachelor's degree in legal studies

OTHER

- ▶ Full name is Bryce Mathew McGovern
- ▶ Born May 13, 1993
- ▶ Parents are Joe and Debbie McGovern

MCGOVERN'S CAREER STATISTICS

RECEIVING	G-GS	Rec	Yds	TD	Lg	Rec/G	Avg/C	Avg/G
2011	13-0	1	9	0	9	0.1	9.0	0.7
2012	10-0	0	0	0	0	0.0	0.0	0.0
2013	12-0	1	34	0	34	0.1	34.0	2.8
2014	12-0	0	0	0	0	0.0	0.0	0.0
TOTAL	47-0	2	43	0	34	0.0	21.5	0.9

ALL-PURPOSE	G-GS	Rush	Rec	PR	KR	IR	Total	Avg/G
2011	13-0	0	9	0	0	0	9	0.7
2012	10-0	0	0	0	0	0	0	0.0
2013	12-0	0	34	0	0	0	34	2.8
2014	12-0	0	0	0	0	0	0	0.0
TOTAL	47-0	0	43	0	0	0	43	0.9

FORMER PLAYER BIOS

TACKLES	G-GS	UA	A	Total	TFL-Yds	PD	FF	FR	BLK	QBH
2011	13-0	0	0	0	0.0-0	0	0	0	0	0
2012	10-0	0	0	0	0.0-0	0	0	0	0	0
2013	12-0	5	3	8	0.0-0	0	0	0	0	0
2014	12-0	17	10	27	0.0-0	1	0	0	1	0
TOTAL	47-0	22	13	35	0.0-0	1	0	0	1	0

MCGOVERN'S CAREER GAME HIGHS

- Tackles:** 9 (vs. Stanford, 2014)
- Pass Breakups:** 1 (vs. Stanford, 2014)
- Blocked Kicks:** 1 (vs. Stanford, 2014)
- Receptions:** 1 (twice, last vs. USC, 2013)
- Receiving Yards:** 34 (vs. USC, 2013)
- Long Reception:** 34 (vs. USC, 2013)


JACK MOFFETT 15

**FB, 6-3, 230..... Stockton, CA
2013-14..... Marist/St. Mary's HS**

Moffett played in one game off the bench as a 2014 junior against Sacramento State during his two seasons with the program after transferring from Marist following the 2012 campaign. He began his Cal career as a wide receiver as a 2013 sophomore before moving to fullback for his 2014 junior campaign. Moffett graduated from Cal in May of 2015 with a bachelor's degree in interdisciplinary studies and will not use the final season of his collegiate eligibility.

CAL CAREER (2013-14)

- ▶ Played in one game as a 2014 junior vs. Sacramento State during his two seasons with the program
- ▶ Switched from wide receiver in 2013 to fullback beginning with 2014 spring practices

OTHER

- ▶ Full name is Jackson Rawlings Moffett
- ▶ Born April 15, 1993
- ▶ Parents are the late Frank Moffett and Hillary Marble

MOFFETT'S CAREER STATISTICS

PARTICIPATION	G-GS	No other statistics
2014	1-0	No other statistics
TOTAL	1-0	No other statistics


CHRISTIAN OKAFOR 76

(OAK-uh-for)

**OL, 6-6, 315..... Houston, TX
2012-13..... Westbury HS**

Okafor made a significant contribution during his redshirt freshman season in 2013 when he was inserted as the starter at left tackle with five games remaining in the campaign and the Golden Bears made dramatic improvements on the offensive line. Okafor also earned second-team Pac-12 All-Academic honors as a redshirt freshman. Okafor was moved to right tackle during the spring of 2014 and battled for the starting job with Brian Farley before being granted a medical redshirt and retiring from football prior to the team's 2014 training camp while remaining at Cal as a student. He is on track to graduate from Cal in May of 2016 with a bachelor's degree in applied mathematics.

CAL CAREER (2012-13)

- ▶ Played in nine games with five starts at right tackle during his two seasons with the program with all of his action coming as a 2013 redshirt freshman
- ▶ Second-team Pac-12 All-Academic as a 2013 redshirt freshman

OTHER

- ▶ Full name is Chukwdiebere Christian Okafor
- ▶ Born May 21, 1994
- ▶ Parents are Patrick and Patience Okafor
- ▶ Major is applied mathematics

OKAFOR'S CAREER STATISTICS

PARTICIPATION	G-GS	No other statistics
2013	9-5	No other statistics
TOTAL	9-5	No other statistics


JOHN PORCHIVINA 44

**RB, 6-0, 210 Novato, CA
2014 Casa Grande HS/Saint Vincent HS**

Porchivina spent one season at Cal in 2014 before leaving the program and did not see any action in his single season with the program.

He worked primarily at running back during his lone campaign at Cal after coming into the program as a two-way player at running back and linebacker.

CAL CAREER (2014)

- ▶ Left the program and transferred from Cal following his 2014 true freshman season without seeing any action

OTHER

- ▶ Full name is John Ryan Porchivina
- ▶ Born November 3, 1995
- ▶ Parents are Rudy and Deb Porchivina
- ▶ Posted a 4.69 40-yard dash at the 2013 U.S. Army Combine and has marks of 4.30 in the 20-yard shuttle and 31.8" in the vertical jump as well as a 69.21 SPARQ rating according to ESPN
- ▶ Played youth baseball, basketball and Pop Warner football with current Cal quarterback Jared Goff


KENNY PORTERA 39 • 82

**WR, 5-10, 175 San Jose, CA
2013-14 Leland HS**

Portera did not see any action during two seasons before leaving the program following 2015 spring practices. He worked at both wide receiver and running back during his time at Cal. Portera both started and ended his Cal career as a wide receiver but filled in at running back during the team's 2014 spring practices.

CAL CAREER (2013-14, 2015 SPRING)

- ▶ Did not see any game action during his two seasons at Cal before leaving the program following 2015 spring practices
- ▶ Spent time at both wide receiver and running back during his collegiate career, starting and ending his collegiate career as a wide receiver but having filled in at the running back position during the spring of 2014

FORMER PLAYER BIOS

- ▶ Changed to No. 82 beginning with the 2014 spring practices after wearing No. 39 in his first campaign with the Cal program

OTHER

- ▶ Full name is Kenneth Joseph Portera
- ▶ Born October 17, 1994
- ▶ Parents are Scott and Alyson Portera
- ▶ Intended major is legal studies



VACHEL SAMUELS **24 • 29 • 32**
(VAH-chel)

CB, 5-11, 190 Compton, CA
SR-SQ Lynwood HS

Samuels had three different stints but did not see game action. Samuels' first run with the team was for two seasons from 2009-10. He returned for the 2012 campaign and then again in the spring of 2014 before leaving the program prior to training camp. He was not with the program in either 2011 or 2013.

CAL CAREER (2019-10, 2012, 2014 SPRING)

- ▶ Had three different stints with the Cal football program, beginning with a two-year stint from 2009-10 and then another for one campaign in 2012 before returning to the team in the spring of 2014 but leaving the program prior to training camp
- ▶ Not with the program in 2011 or 2013
- ▶ Did not see any game action
- ▶ Changed his number from No. 24 in 2009 and 2010 to No. 32 in 2012 and No. 29 in the spring of 2014

OTHER

- ▶ Full name is Vachel Samuels Jr.
- ▶ Born July 4, 1990
- ▶ Father is Vachel Samuels Sr.
- ▶ Father of Vachel Deshon Samuels III born March 25, 2010
- ▶ Major is American studies



BRENNAN SCARLETT **17**

DE, 6-4, 265 Portland, OR
2011-14 Central Catholic HS

Scarlett played in 17 games with 14 starts over four seasons with the program and contributed career totals of 54 tackles, 9.0 tackles for loss (-42 yards), 4.5 sacks (-34 yards), three pass breakups, three forced fumbles and six quarterback hurries. Scarlett showed flashes of greatness throughout his Cal career including his healthiest season in 2012 when he registered career highs of 40 tackles, 6.0 tackles for loss (-23 yards), 2.5 sacks (-17 yards) two forced fumbles and three quarterback hurries (tied for the team lead). He was plagued by injuries throughout much of his Cal career, missing the entire 2013 season as well as significant portions of the 2011 and 2014 campaigns. Scarlett transferred to Stanford for his final season of collegiate eligibility in 2015 after graduating from Cal's prestigious Haas School of Business in May of 2015 with a bachelor's degree in business administration.

AFTER CAL

- ▶ Transferred to Stanford for the 2015 fall semester to use his final season of collegiate eligibility

CAL CAREER (2011-14)

- ▶ Played in 17 games with 14 starts over four seasons with the program but missed the entire 2013 campaign and significant portions of the 2011 and 2014 seasons due to injury
- ▶ Registered career totals of 54 tackles, 9.0 tackles for loss (-42 yards), 4.5 sacks (-34 yards), three pass breakups, three forced fumbles and six quarterback hurries
- ▶ Had his healthiest season in 2012 when he played in and started a career-high nine of the team's 12 games and registered career highs of 40 tackles, 6.0 tackles for loss (-23 yards), 2.5 sacks (-17 yards) two forced fumbles and three quarterback hurries (tied for the team lead)
- ▶ Had a career-high and team-game high 12 tackles in the season-opening game against Nevada a 2012 sophomore, while his 2.0 tackles for loss and 1.0 sack vs. both Arizona State and Washington also in his sophomore tied for his career highs while he equaled the sack career bests in games vs. Sacramento State and at Arizona as a 2014 junior
- ▶ Twice recorded a career-high-tying 10 tackle for loss yards as a 2012 sophomore vs. Arizona State and a 2014 junior at Arizona, while he also had a career-high 10 sack yards at Arizona
- ▶ Had a career-high two quarterback hurries in the final game of his Cal career at Washington State
- ▶ Twice earned Pac-12 All-Academic honors, making the second team as a 2014 junior after an honorable mention selection in his 2012 sophomore season
- ▶ Graduated from Cal's prestigious Haas School of Business in May of 2015 with a bachelor's degree in business administration

OTHER

- ▶ Full name is Brennan William Scarlett
- ▶ Born July 31, 1993
- ▶ Parents are Paul and Susan Scarlett

SCARLETT'S CAREER STATISTICS

TACKLES	G-GS	UA	A	Total	TFL-Yds	PD	FF	FR	BLK	QBH
2011	3-0	2	2	4	0.5-0	0	0	0	0	0
2012	9-9	20	20	40	6.0-23	2	2	0	0	3
2014	5-5	7	3	10	2.5-19	1	1	0	0	3
TOTAL	17-14	29	25	54	9.0-42	3	3	0	0	6

SACKS	G-GS	UA	A	Total	Yds
2011	3-0	0	0	0	0.0
2012	9-9	2	1	2.5	17
2014	5-5	2	0	2.0	17
TOTAL	17-14	4	1	4.5	34

SCARLETT'S CAREER GAME HIGHS

- Tackles:** 12 (vs. Nevada, 2012)
- Tackles For Loss:** 2.0 (twice, last vs. Washington, 2012)
- Tackle For Loss Yards:** 10 (twice, last at Arizona, 2014)
- Sacks:** 1.0 (four times, last at Arizona, 2014)
- Sack Yards:** 10 (at Arizona, 2014)
- Forced Fumbles:** 1 (three times, last vs. Sacramento State, 2014)
- Quarterback Hurries:** 2 (at Washington State, 2014)
- Pass Breakups:** 1 (three times, last at Northwestern, 2014)

FORMER PLAYER BIOS

AVERY SEBASTIAN 4

S, 5-10, 195 McDonough, GA
2011-14 Eagle's Landing Christian HS

Sebastian played in 31 games with six starts over four seasons with the program and contributed career totals of 96 tackles, 2.0 tackles for loss (-7 yards),

two interceptions, one pass breakup, one forced fumble and one quarterback hurry. He had his most productive season as a 2012 sophomore when he registered 56 tackles, 1.5 tackles for loss (-5 yards), one pass breakup and one quarterback hurry. He returned to play in seven games with one start as a 2014 junior after suffering a season-ending injury in the first game of his 2013 campaign in which he would be granted a redshirt season after he had claimed a starting safety spot prior to the campaign. Sebastian transferred to Notre Dame for his final season of collegiate eligibility in 2015 after graduating from Cal in December of 2014 with a bachelor's degree in sociology.

AFTER CAL

- ▶ Has transferred to Notre Dame for the 2015 fall semester to use his final season of collegiate eligibility

CAL CAREER (2011-14)

- ▶ Played in 31 games primarily on special teams but also made six starts at safety and played the position in a reserve role over his four seasons with the program that included a redshirt 2013 season in which he was injured in the first half of the season-opener vs. Northwestern
- ▶ Recorded 96 tackles, 2.0 tackles for loss (-7 yards), two interceptions, one pass breakup, one forced fumble and one quarterback hurry
- ▶ Led Cal in tackles three times with a career-high 14 as a 2012 sophomore vs. Arizona State, 10 stops along with his lone career interception in less than one half of action before suffering a season-ending injury in the season-opening game of the 2013 season vs. Northwestern, and 10 at Utah when he also had career bests of 1.0 tackle for loss and one quarterback hurry
- ▶ Had his lone career pass breakup vs. Oregon during his 2012 sophomore campaign
- ▶ Changed his last name from Walls to Sebastian when he turned 18 years of age prior to the his 2011 freshman season
- ▶ Graduated from Cal in December of 2014 with a bachelor's degree in sociology

OTHER

- ▶ Full name is Avery Joseph Sebastian
- ▶ Born September 11, 1993
- ▶ Mother is Yvonne Sebastian

SEBASTIAN'S CAREER STATISTICS

INTERCEPTIONS	G-GS	No.	Yds	TD	Lg	Avg/R	Avg/G
2011	12-0	0	0	0	0	0.0	0.0
2012	11-4	0	0	0	0	0.0	0.0
2013	1-1	1	0	0	0	0.0	0.0
2014	7-1	1	0	0	0	0.0	0.0
TOTAL	31-6	2	0	0	0	0.0	0.0

ALL-PURPOSE	G-GS	Rush	Rec	PR	KR	IR	Total	Avg/G
2011	12-0	0	0	0	0	0	0	0.0
2012	11-4	0	0	0	0	0	0	0.0
2013	1-1	0	0	0	0	0	0	0.0
2014	7-1	0	0	0	0	0	0	0.0
TOTAL	31-6	0	0	0	0	0	0	0.0

TACKLES	G-GS	UA	A	Total	TFL-Yds	PD	FF	FR	BLK	QBH
2011	12-0	6	3	9	0.0-0	0	0	0	0	0
2012	11-4	31	25	56	1.5-5	1	0	0	0	1
2013	1-1	4	6	10	0.5-2	1	0	0	0	0
2014	7-1	10	11	21	0.0-0	1	1	0	0	0
TOTAL	31-6	51	45	96	2.0-7	3	1	0	0	1

SEBASTIAN'S CAREER GAME HIGHS

- Tackles:** 14 (vs. Arizona State, 2012)
- Tackles For Loss:** 1.0 (at Utah, 2012)
- Tackle For Loss Yards:** 4 (at Utah, 2012)
- Forced Fumbles:** 1 (vs. Colorado, 2014)
- Interceptions:** 1 (at Arizona, 2014)
- Interception Return Yards:** 0 (at Arizona, 2014)
- Long Interception Return:** 0 (at Arizona, 2014)
- Quarterback Hurries:** 1 (vs. Arizona State, 2012)
- Pass Breakups:** 1 (vs. Oregon, 2012)


JOHN SHEPERDSON 69

LS, 6-3, 220 Danville, CA
2011-14 San Ramon Valley HS

Sheperdson spent three-plus seasons as Cal's starting long snapper during his four-year career with the Golden Bears, taking over the role in the final game

of the 2011 season against Texas at the Holiday Bowl and maintaining it for the following three campaigns. Sheperdson played in 37 career games at the position including all 36 over his final three campaigns without an errant snap. Sheperdson is on track to graduate from Cal in the summer of 2015 with a bachelor's degree in American studies.

AFTER CAL

- ▶ Attended a mini-camp for the Oakland Raiders as a tryout player in May of 2015
- ▶ Participated in 2015 pro days hosted by Cal, the Oakland Raiders and the San Francisco 49ers
- ▶ Played in the 2015 NFLPA Collegiate Bowl for a National team that was a 17-0 winner over the American squad and committed no errant snaps

CAL CAREER (2011-14)

- ▶ Played in 37 consecutive games off the bench as the team's long snapper over his four seasons with the program starting with the 2011 Holiday Bowl vs. Texas and including every game possible over his final three seasons and made no errant snaps
- ▶ On track to graduate from Cal in the summer of 2015 with a bachelor's degree in American studies

OTHER

- ▶ Full name is John Ryan Sheperdson
- ▶ Born June 6, 1993
- ▶ Parents are John and Claire Sheperdson
- ▶ Has interned with BEAR Data Solutions, a technology solutions firm located in San Francisco

SHEPERDSON'S CAREER STATISTICS

PARTICIPATION	G-GS	No other statistics
2011	1-0	No other statistics
2012	12-0	No other statistics
2013	12-0	No other statistics
2014	12-0	No other statistics
TOTAL	37-0	No other statistics

FORMER PLAYER BIOS



SIONE SINA **34 • 99**

(see-O-nay SEE-nuh)

**DE, 6-3, 275..... Elk Grove, CA
2013-14 College of San Mateo/Monterey Trail HS**

Sina played in one game off the bench during his two seasons with the Cal football program, getting in a contest against Sacramento State as a 2014 junior after missing the 2013 campaign due to injury. Sina played on the Cal rugby team in 2015 and did not participate in spring football practices. He is on track to graduate from Cal in the summer of 2015 with a bachelor's degree in sociology and will not use his final season collegiate football eligibility at Cal.

CAL CAREER (2013-14)

- ▶ Played in one game as a 2014 junior vs. Sacramento State during his two seasons with the program
- ▶ Redshirted and did not play during his first campaign with the program in 2013 due to injury after transferring from College of San Mateo
- ▶ Began his Cal career with the uniform No. 34 before switching to No. 99 beginning with 2014 spring practices

OTHER

- ▶ Full name is Sione Mataka Sina
- ▶ Born December 8, 1991
- ▶ Parents are Siosaia and Lia Sina
- ▶ Intended major is sociology

SINA'S CAREER STATISTICS

PARTICIPATION	G-GS	
2014	1-0	No other statistics
TOTAL	1-0	No other statistics



CAMERON STEVENS **83**

**WR, 6-1, 210 Oak Park, CA
2014 Santa Monica College/Oak Park HS**

Stevens played in one game off the bench during his lone season at Cal in 2014 before leaving the program following the team's 2015 spring practices. Stevens came to Cal in 2014 after limited action during two seasons at Santa Monica College and did not play competitive football until junior college. Stevens is on track to graduate from Cal with a bachelor's degree in interdisciplinary studies in December of 2015.

CAL CAREER (2014, 2015 SPRING)

- ▶ Played in one game off the bench during his lone season at Cal during his 2014 junior campaign before leaving the program following 2015 spring practices
- ▶ On track to graduate from Cal with a bachelor's degree in interdisciplinary studies in December of 2015

OTHER

- ▶ Full name is Cameron Thomas Stevens
- ▶ Born March 5, 1993
- ▶ Parents are Tom and Dhana Stevens
- ▶ Has run a 4.40 40-yard dash according to Hudl

STEVENS' CAREER STATISTICS

PARTICIPATION	G-GS	
2014	1-0	No other statistics
TOTAL	1-0	No other statistics



EDWARD TANDY **32**

**LB, 6-1, 225..... Tustin, CA
2012-14..... Tustin HS**

Tandy played in nine games off the bench and recorded eight tackles and one pass breakup during his two seasons with the Cal football program before leaving the team during 2015 spring practices. Tandy played on the Cal rugby team in 2015 and is not expected to use his final two seasons of collegiate football eligibility at Cal.

CAL CAREER (2013-14)

- ▶ Played in nine games off the bench and recorded eight tackles and one pass breakup during his two seasons with the program
- ▶ Participated in a career-high six games off the bench as a 2014 sophomore and recorded all of his career stats other than participation with eight tackles and one pass breakup
- ▶ Picked up a career-high six tackles and his lone career pass breakup as a 2014 sophomore vs. Sacramento State

OTHER

- ▶ Full name is Edward Stephen Tandy Jr.
- ▶ Born February 23, 1994
- ▶ Parents are the late Edward Tandy Sr. and Mishayla Mosby
- ▶ First person from his family to attend college
- ▶ Major is Native American studies

TANDY'S CAREER STATISTICS

TACKLES	G-GS	UA	A	TOTAL	TFL-YDS	PD	FF	FR	BLK	QBH
2013	3-0	0	0	0	0.0-0	0	0	0	0	0
2014	6-0	3	5	8	0.0-0	1	0	0	0	0
TOTAL	9-0	3	5	8	0.0-0	1	0	0	0	0

TANDY'S CAREER GAME HIGHS

Tackles: 6 (vs. Sacramento State, 2014)
Pass Breakups: 1 (vs. Sacramento State, 2014)



ARTHUR WAINWRIGHT **15**

**LB, 6-3, 215..... Ellenwood, GA
2014 . College of the Sequoias/Cedar Grove HS**

Wainwright played in 11 games off the bench during his one season with the Cal football program before leaving the team after 2015 spring practices.

CAL CAREER (2014, 2015 SPRING)

- ▶ Played in 11 games off the bench and recorded eight tackles during his single season with the program as a 2014 junior

OTHER

- ▶ Full name is Arthur Lee Wainwright III
- ▶ Born March 5, 1993
- ▶ Parents are Arthur Wainwright and Natasha Guthrie
- ▶ Runs a 4.45 40-yard dash according to Hudl
- ▶ Intended major is legal studies

FORMER PLAYER BIOS
WAINWRIGHT'S CAREER STATISTICS

TACKLES	G-GS	UA	A	Total	TFL-Yds	PD	FF	FR	BLK	QBH
2014	11-0	7	1	8	0.0-0	0	0	0	0	0
TOTAL	11-0	7	1	8	0.0-0	0	0	0	0	0

WAINWRIGHT'S CAREER GAME HIGHS
Tackles: 3 (at Washington State, 2014)

DRAKE WHITEHURST 81
WR, 6-6, 215Portland, OR 2013-14. City College of San Francisco/Lincoln HS

Whitehurst played in 19 games all off the bench without any stats other than participation during his two seasons at Cal after transferring from City College of San Francisco. Whitehurst was an honorable mention Pac-12 All-Academic choice as a 2014 senior who is on track to graduate from Cal in the summer of 2015 with a bachelor's degree in interdisciplinary studies.

CAL CAREER (2013-14)

- ▶ Played in 19 games off the bench without any stats other than participation during two seasons at Cal
- ▶ On track to graduate from Cal in the summer of 2015 with a bachelor's degree in interdisciplinary studies

OTHER

- ▶ Full name is Drake Taylor Whitehurst
- ▶ Born September 29, 1992
- ▶ Parents are Mitch Whitehurst and Annette Foglio
- ▶ Brothers are Cole and Chance Whitehurst

WHITEHURST'S CAREER STATISTICS

PARTICIPATION	G-GS	
2013	11-0	No other statistics
2014	8-0	No other statistics
TOTAL	19-0	No other statistics


HARRISON WILFLEY 80
(will-FLEA)
DE, 6-5, 275..... Sacramento, CA 2012-14 American River College/Casa Roble HS

Wilfley played in a combined 23 of 24 possible games at Cal during the 2012 and 2014 seasons while redshirting in 2013 and made a single start in his second to last collegiate game as a 2014 senior. He played three different positions as well as on special teams during his Cal career, picking up six tackles and one quarterback hurry all as a 2014 senior when he earned Cal's Tiny Bates Award. Wilfley started his Cal career as a tight end and special teams player in 2012. He moved to defensive tackle during his 2013 redshirt season and 2014 spring practices before shifting to defense end for the 2014 campaign. Wilfley, who was 24 years old as a senior, spent two years on a Mormon mission during the 2010 and 2011 football seasons after playing two previous campaigns at American River College. Wilfley graduated from Cal in December of 2014 with a bachelor's degree in American studies.

AFTER CAL

- ▶ Participated in 2015 pro days hosted by Cal and the San Francisco 49ers

CAL CAREER (2012-14)

- ▶ Played in 23 games with one start during his three campaigns with the program, seeing all of the action during his 2012 junior and 2014 senior campaigns while redshirting the 2013 campaign
- ▶ Recorded all his stats other than participation as a 2014 senior when he had six tackles, one quarterback hurry and also made his lone career start in the second to last contest of his career vs. Stanford
- ▶ Played his first season at Cal as a tight end before moving to defensive tackle during his 2013 redshirt campaign and 2014 spring practices before eventually moving to defensive end for the 2014 season
- ▶ Also saw action throughout his career on special teams
- ▶ Graduated from Cal in December of 2014 with a bachelor's degree in American studies

OTHER

- ▶ Full name is Harrison Christoph Wilfley
- ▶ Born August 22, 1990
- ▶ Parents are Chris and Melene Wilfley
- ▶ The middle child of five in his family
- ▶ Spent two years during the 2010 and 2011 football seasons on a Mormon mission in Uruguay

WILFLEY'S CAREER STATISTICS

TACKLES	G-GS	UA	A	TOTAL	TFL-YDS	PD	FF	FR	BLK	QBH
2012	12-0	0	0	0	0.0-0	0	0	0	0	0
2014	11-1	3	3	6	0.0-0	0	0	0	0	1
TOTAL	23-1	3	3	6	0.0-0	0	0	0	0	1

WILFLEY'S CAREER GAME HIGHS
Tackles: 2 (three times, last vs. Stanford, 2014)
Quarterback Hurries: 1 (vs. BYU, 2014)

ANTOINE DAVIS 24
(AN-twan)
DE, 6-5, 250..... El Sobrante, CA 2012-14, Spring 2015 ... Contra Costa College/ Pinole Valley HS

Davis played in nine games off the bench over the last two seasons of his three campaigns with the program, contributing six tackles and 1.5 tackles for loss (-2 yards). Davis earned Cal's inaugural Ted Agu Community Service Award as a junior in 2014 for the Cal player who is consistently involved in the community in honor of the late Cal player who passed away in February of 2014. Davis is on track to graduate from Cal in the summer of 2015 with a bachelor's degree in legal studies and will not use the final season of his collegiate eligibility.

CAL CAREER (2012-14, 2015 SPRING)

- ▶ Played in nine games all off the bench over the last two seasons of his three campaigns with the program after redshirting as a 2012 sophomore, contributing six tackles and 1.5 tackles for loss (-2 yards)
- ▶ Recorded a career-high five tackles as a 2013 sophomore, while his 1.0 tackle for loss during his 2014 junior campaign was a career-high while he a career-high-tying one tackle for loss in both seasons

FORMER PLAYER BIOS

- ▶ Had a career-high-tying single tackle in five different contests as a 2013 sophomore vs. Ohio State, vs. Washington State, at UCLA, at Washington and vs. USC, and once vs. Sacramento State as a 2014 junior
- ▶ Had a career-high 1.0 tackle for loss vs. Sacramento State as a junior, as well as a career-high-tying one tackle for loss yard in the same contest as well as during his sophomore season vs. USC
- ▶ On track to graduate from Cal in the summer of 2015 with a bachelor's degree in American studies and will not use his final season of collegiate eligibility

DAVIS' CAREER STATISTICS

TACKLES	G-GS	UA	A	Total	TFL-Yds	PD	FF	FR	BLK	QBH
2013	8-0	3	2	5	0.5-1	0	0	0	0	0
2014	1-0	1	0	1	1.0-1	0	0	0	0	0
TOTAL	9-0	4	2	6	1.5-2	0	0	0	0	0

DAVIS' CAREER GAME HIGHS

Tackles: 1 (six times, last vs. Sacramento State, 2014)
Tackles For Loss: 1.0 (vs. Sacramento State, 2014)
Tackle For Loss Yards: 1 (twice, last vs. Sacramento State, 2014)



ASHTYN DAVIS **27**

(ash-ton)

CB, 5-10, 180 Santa Cruz, CA
Spring 2015 Santa Cruz HS

Davis joined Cal football during a walk-on tryout in the spring of 2015 but left prior to the regular season.



MAXIMO ESPITIA **19**

(MAX-uh-mo uh-SPEETH-ee-uh)

LB, 6-2, 235 Salem, OR
JR-2L South Salem HS

Espitia played in 19 games with one start in his first two seasons at Cal. He worked out at five different positions during his time with the Golden Bears. He started at fullback before moving to tight end for the remainder of his 2012 freshman season. Espitia then began the 2013 campaign as an inside receiver, moved to safety during the season and then a linebacker position following the campaign. He also played on Cal's special teams throughout his career. Espitia missed the 2014 season due to a violation of team rules. He was later reinstated to the team but suffered a career-ending injury in the spring of 2015.

CAL CAREER (2012-14, SPRING 2015)

- ▶ Played in 19 games with one start over his first two seasons with the program, totaling one reception for zero yards on a fake field goal at Washington during his 2013 sophomore season
- ▶ Played five different primary positions at Cal, beginning as a full-back before moving to tight end early in his true freshman season in 2012, inside receiver in 2013, safety during the 2013 campaign and his linebacker beginning with 2014 spring practices
- ▶ Played on Cal's special teams during both his 2012 freshman and 2013 sophomore seasons
- ▶ Missed the 2014 season due to a violation of team rules then was later reinstated to the team but suffered a career-ending injury in the spring of 2015

ESPITIA'S CAREER STATISTICS


RECEIVING	G-GS	Rec	Yds	TD	Lg	Rec/G	Avg/C	Avg/G
2012	8-0	0	0	0	0	0.0	0.0	0.0
2013	11-0	1	0	0	0	0.0	0.0	0.0
TOTAL	19-0	1	0	0	0	0.1	0.0	0.0

ALL-PURPOSE	G-GS	Rush	Rec	PR	KR	IR	Total	Avg/G
2012	8-0	0	0	0	0	0	0	0.0
2013	11-0	0	0	0	0	0	0	0.0
TOTAL	19-0	0	0	0	0	0	0	0.0

ESPITIA'S CAREER GAME HIGHS

Receptions: 1 (at Washington, 2013)
Receiving Yards: 0 (at Washington, 2013)
Long Reception: 0 (at Washington, 2013)
All-Purpose Yards: 0 (at Washington, 2013)

CAL RECORDS



AARON RODGERS
QUARTERBACK
NFL SUPER BOWL MVP

CALIFORNIA

RECORDS

*NOTE: The following records do not include bowl statistics prior to the 2002 season, per NCAA rules. Active players are not listed among highest career averages | *All-time followed by modern record*

TEAM - GENERAL

CONFERENCE CHAMPIONSHIPS

13 PCC: 1918, 20-23, 35t, 37-38t, 48t-50, 58
Pac-8: 1975t
Pac-10: 2006t

MOST CONSECUTIVE CONFERENCE TITLES

4 PCC: 1920-23*
3 PCC: 1948t-50

MOST CONSECUTIVE UNDEFEATED SEASONS

5 1920-24

MOST VICTORIES, SEASON

(Including Postseason Games)

14 1914*
10 1937, 38, 48, 49, 91, 2004, 06

MOST VICTORIES, REGULAR SEASON

14 1914*
10 1948, 49, 2004

MOST CONSECUTIVE VICTORIES, ALL GAMES

18 1920-21*
14 1947-48

MOST CONSECUTIVE VICTORIES, REGULAR SEASON

33 1947-50

MOST CONSECUTIVE VICTORIES, CONFERENCE

22 1947-50

MOST CONSECUTIVE GAMES WITHOUT DEFEAT

(Including Postseason Games)

50 1920-25* (w-46, t-4) (#3 All-Time NCAA Record)
18 1937-38 (w-17, t-1)

MOST CONSECUTIVE GAMES WITHOUT DEFEAT, REGULAR SEASON

48 1920-25* (w-45, t-3)
38 1947-51 (w-37, t-1)

MOST CONSECUTIVE VICTORIES, ONE SEASON

(Including Postseason Games)

13 1914*
10 1948, 49

MOST CONSECUTIVE VICTORIES, HOME

26 1919-23

MOST CONSECUTIVE GAMES WITHOUT DEFEAT, ONE SEASON

(Including Postseason Games)

14 1910*
11 1937

MOST CONSECUTIVE GAMES WITHOUT DEFEAT, REGULAR SEASON

14 1910*
10 1937, 48, 49, 50

MOST LOSSES, SEASON

11 2013

MOST CONSECUTIVE LOSSES, REGULAR SEASON

10 2001, 13

MOST CONSECUTIVE GAMES WITHOUT WIN

10 2001, 13

HIGHEST SCORING TIE GAME

33-33 vs. Arizona, Oct. 1, 1983

SCORELESS TIE GAMES

18 Last time vs. Oregon, Nov. 14, 1953

MOST CONSECUTIVE GAMES SCORED

182 Sept. 25, 1999-present

MOST CONSECUTIVE GAMES OPPONENTS SCORED

108 Oct. 8, 2005-present

MOST SHUTOUT VICTORIES, REGULAR SEASON

8 1923*
6 1937

MOST CONSECUTIVE SHUTOUT VICTORIES, REGULAR SEASON

7 1922-23*
3 1937 (twice), 1938, 1945

MOST SHUTOUT LOSSES, REGULAR SEASON

4 1930*, 39, 43

MOST CONSECUTIVE SHUTOUT LOSSES, REGULAR SEASON

2 1906*, 09*, 43, 44

MOST IMPROVED WIN-LOSS RECORD

9-1 1947 (from 2-7 in 1946)

BIGGEST POINT DEFICIT OVERCOME

30 vs. Oregon, Oct. 2, 1993 (from 0-30 to 42-41)

BIGGEST POINT DEFICIT OVERCOME TO WIN

30 vs. Oregon, Oct. 2, 1993 (from 0-30 to 42-41)

TEAM - SEASON

OFFENSE

SCORING

Points
Most: 510 1920* Fewest: 0 1891*
459 2014 78 1944

Points Per Game
Most: 60.3 1920* Fewest: 7.6 1900*
38.2 2014 7.8 1944

Consecutive Games, 30 Points
Most: 6 Dec. 28, 2006-Sept. 29, 2007

Consecutive Games, 40 Points
Most: 5 Sept. 9, 2006-Oct. 7, 2006

Touchdowns
Most: 72 1920* Fewest: 12 1940, 44, 60
61 2014

Two-Point Conversions Attempted
Most: 28 1959 Fewest: 0 Many
Last time in 2013

Two-Point Conversions Made
Most: 14 1958 Fewest: 0 Many
Last time in 2013

KICK SCORING

Points After Touchdown Attempted
Most: 72 1920* Fewest: 2 1958
57 2014

Points After Touchdown
Most: 67 1920* Fewest: 1 1958
56 2014

Field Goals Attempted
Most: 30 2003 Fewest: 0 Many
Last time in 1959

Field Goals
Most: 22 1983, 88 Fewest: 0 Many
Last time in 1959

TOTAL OFFENSE

Plays
Most: 1046 2013 Fewest: 435 1946

Net Yards Gained
Most: 6061 2003 Fewest: 1140 1944

Net Yards Gained Per Game
Most: 495.2 2014 Fewest: 114.0 1944

Average Gain Per Play
Highest: 7.03 2004 Lowest: 2.41 1944

Average Gain Per Play
Highest: 7.03 2004 Lowest: 2.41 1944

FIRST DOWNS

First Downs
Most: 321 2003 Fewest: 60 1944

By Rushing
Most: 146 2004 Fewest: 36 1944

By Passing
Most: 188 2014 Fewest: 17 1944

By Penalty
Most: 32 2014 Fewest: 1 1947
32 2011

By Penalty
Most: 32 2014 Fewest: 1 1947
32 2011

By Penalty
Most: 32 2014 Fewest: 1 1947
32 2011

By Penalty
Most: 32 2014 Fewest: 1 1947
32 2011

By Penalty
Most: 32 2014 Fewest: 1 1947
32 2011

RUSHING OFFENSE

Rushing Attempts
Most: 656 1958 Fewest: 344 1964

Net Yards Gained
Most: 3081 2004 Fewest: 620 1983

Average Gain Per Rush
Highest: 6.1 2004 Lowest: 1.7 1983

Touchdowns Rushing
Most: 34 1951 Fewest: 3 1966

Touchdowns Rushing
Most: 34 1951 Fewest: 3 1966

Touchdowns Rushing
Most: 34 1951 Fewest: 3 1966

PASSING OFFENSE

Pass Attempts
Most: 622 2013 Fewest: 90 1928*
108 1950

Pass Attempts
Most: 622 2013 Fewest: 90 1928*
108 1950

Pass Attempts
Most: 622 2013 Fewest: 90 1928*
108 1950

Pass Attempts
Most: 622 2013 Fewest: 90 1928*
108 1950

Pass Attempts
Most: 622 2013 Fewest: 90 1928*
108 1950

Pass Attempts
Most: 622 2013 Fewest: 90 1928*
108 1950

Pass Attempts
Most: 622 2013 Fewest: 90 1928*
108 1950

Pass Attempts
Most: 622 2013 Fewest: 90 1928*
108 1950

Pass Attempts
Most: 622 2013 Fewest: 90 1928*
108 1950

Pass Attempts
Most: 622 2013 Fewest: 90 1928*
108 1950

Pass Attempts
Most: 622 2013 Fewest: 90 1928*
108 1950

Pass Attempts
Most: 622 2013 Fewest: 90 1928*
108 1950

Pass Attempts
Most: 622 2013 Fewest: 90 1928*
108 1950

Pass Attempts
Most: 622 2013 Fewest: 90 1928*
108 1950

Pass Attempts
Most: 622 2013 Fewest: 90 1928*
108 1950

Pass Attempts
Most: 622 2013 Fewest: 90 1928*
108 1950

Pass Attempts
Most: 622 2013 Fewest: 90 1928*
108 1950

Pass Attempts
Most: 622 2013 Fewest: 90 1928*
108 1950

Pass Attempts
Most: 622 2013 Fewest: 90 1928*
108 1950

Pass Attempts
Most: 622 2013 Fewest: 90 1928*
108 1950

Pass Attempts
Most: 622 2013 Fewest: 90 1928*
108 1950

Pass Attempts
Most: 622 2013 Fewest: 90 1928*
108 1950

Pass Attempts
Most: 622 2013 Fewest: 90 1928*
108 1950

Pass Attempts
Most: 622 2013 Fewest: 90 1928*
108 1950

Pass Attempts
Most: 622 2013 Fewest: 90 1928*
108 1950

Pass Attempts
Most: 622 2013 Fewest: 90 1928*
108 1950

RECORDS (CONTINUED)

TOTAL OFFENSE

Plays
 Most: 102 vs. San Jose State, Oct. 5, 1968
 Fewest: 36 vs. Washington, Oct. 26, 1946
 Both Teams,
 Most: 182 Cal (72) vs. Colorado (110),
 Sept. 27, 2014

Both Teams,
 Fewest: 99 Cal (58) vs. Miami (41),
 Oct. 9, 1964

Yards Gained

Most: 729 vs. Washington, Nov. 15, 2003
 Fewest: -4 vs. USC, Nov. 9, 1946
 Both Teams,
 Most: 1401 Cal (589) at Washington State (812),
 Oct. 4, 2014

Both Teams,
 Fewest: 162 Cal (8) vs. Fleet City (154),
 Oct. 21, 1944

Average Gain Per Play

Highest: 10.57 vs. Washington, Nov. 15, 2003
 Lowest: -0.09 vs. USC, Nov. 9, 1946

FIRST DOWNS

First Downs

Most: 35 vs. Pacific, Sept. 7, 1991
 vs. Oregon State, Oct. 31, 1981
 Fewest: 1 vs. USC, Oct. 23, 1926*
 vs. Washington, Oct. 24, 1936
 2 Many times. Last vs.
 USC, Sept. 29, 1945

Both Teams,
 Most: 60 Cal (34) vs. BYU (26),
 Nov. 29, 2014

Both Teams,
 Fewest: 7 Cal (2) vs. UCLA (5),
 Nov. 2, 1935*
 9 Cal (4) vs. Pacific (5),
 Oct. 14, 1944
 Cal (2) vs. UCLA (7),
 Nov. 11, 1944

First Downs by Rushing

Most: 24 vs. Pacific, Sept. 7, 1991
 vs. Oregon State, Oct. 24, 1959
 Fewest: 0 vs. Illinois, Sept. 24, 1955
 vs. USC, Nov. 4, 1967

First Downs by Passing

Most: 26 vs. Colorado, Sept. 27, 2014
 Fewest: 0 Many times. Last vs.
 Washington State, Sept. 1966

First Downs by Penalty

Most: 6 at USC, Nov. 13, 2014
 6 at Arizona State, Nov. 6, 1993
 6 vs. Arizona, Nov. 14, 1998
 6 vs. Oregon State, Oct. 4, 2003

Both Teams,
 Most: 12 Cal (6) vs. Arizona (6),
 Nov. 14, 1998

RUSHING

Rushes

Most: 84 vs. San Jose State, Oct. 5, 1968
 Fewest: 19 vs. Georgia, Sept. 11, 1976
 vs. San Diego State, Sept. 10, 1983

Both Teams,
 Most: 142 Cal (75) vs. UCLA (67),
 Nov. 2, 1957

Both Teams,
 Fewest: 49 Cal (28) vs. Washington State
 (21), Oct. 5, 2013

Net Yards Gained

Most: 589 vs. Washington State, Oct. 4, 2014
 Fewest: -77 vs. Missouri, Sept. 30, 1972
 Both Teams,
 Most: 1,401 Cal (589) vs. Washington State (812),
 Oct. 4, 2014
 Sept. 20, 1958

Both Teams,
 Fewest: -26 Cal (-36) vs. Stanford (10),
 Nov. 21, 1998

Average Gain Per Rush

Highest: 10.9 vs. Washington, Nov. 15, 2003
 Lowest: -2.7 vs. Missouri, Sept. 30, 1972

Touchdowns By Rushing

Most: 8 vs. Montana, Nov. 15, 1947
 Both Teams,
 Most: 10 Cal (7) vs. San Jose State (3),
 Aug. 31, 1985

PASSING

Pass Attempts

Most: 65 vs. Northwestern, Aug. 31, 2013
 Fewest: 1 vs. Washington, Nov. 3, 1917*
 vs. San Francisco, Nov. 18, 1950
 vs. Stanford, Nov. 19, 1960

Both Teams,
 Most: 130 Cal (63) vs. Washington State
 (67), Oct. 5, 2013

Both Teams,
 Fewest: 5 Cal (1) vs. San Francisco (4),
 Nov. 18, 1950

Pass Completions

Most: 43 vs. Florida, Sept. 13, 1980
 Fewest: 0 Many times. Last vs.
 Washington State,
 Sept. 17, 1966

Both Teams,
 Most: 86 Cal (37) vs. Washington State
 (49), Oct. 4, 2014

Both Teams,
 Fewest: 0 Cal (0) vs. USC (0), Oct. 24,
 1931*
 1 3 times. Last time: Cal (1)
 vs. Nevada, Oct. 27, 1945

Completion Percentage

Highest: 87.5 vs. Pacific, Sept. 7, 1991 (14-16)
 Lowest
 (min. 15 att): 0.0 vs. Washington, Nov. 6, 1937
 (0-15)

Passes Had Intercepted

Most: 10 vs. UCLA, Oct. 21, 1978
 Both Teams,
 Most: 11 Cal (10) vs. UCLA (1),
 Oct. 21, 1978

Yards Allowed Interception Returns

Most: 194 vs. UCLA, Oct. 21, 1978

Intercepted Passes Returned for Touchdown

Most: 3 vs. UCLA, Oct. 21, 1978

Attempts Without Interception

Most: 60 at Oregon, Oct. 6, 2011

Yardage

Most: 589 vs. Washington State, Oct. 4, 2014
 Fewest: -4 vs. USC, Nov. 9, 1946
 Both Teams,
 Most: 1,261 Cal (527) vs. WSU (734), Oct. 4,
 2014

921 Cal (503) vs. Arizona (418),
 Nov. 2, 1996 (4ot)

Both Teams,
 Fewest: 0 Cal (0) vs. USC (0),
 Oct. 24, 1931*
 6 Cal (0) vs. Washington (6),
 Nov. 6, 1937

Touchdown Passes

Most: 8 vs. Arizona, Nov. 2, 1996 (4ot)
 6 vs. Pacific, Sept. 7, 1991

Both Teams,
 Most: 14 Cal (7) vs. Colorado (7),
 Sept. 27, 2014 (2OT)

PUNTING

Punts

Most: 18 vs. Olympic Club, Oct. 22, 1927*
 vs. Stanford, Nov. 19, 1932*
 17 Many times. Last vs.
 Santa Clara, Oct. 11, 1941

Fewest: 0 Four times. Last time vs.
 Pacific, Sept. 7, 1991

Both Teams,

Most: 41 Cal (17) vs. Washington State
 (24), Nov. 4, 1922*
 29 Cal (15) vs. Washington State
 (14), Oct. 11, 1938
 Cal (16) vs. USC (13),
 Oct. 28, 1939

Both Teams,
 Fewest: 1 Cal (1) vs. Duke (0),
 Oct. 12, 1963

Yards

Most: 535 vs. Indiana, Sept. 27, 1969
 Fewest: 0 Four times. Last time vs.
 Pacific, Sept. 7, 1991

Both Teams,
 Most: 973 Cal (535) vs. Indiana (438),
 Sept. 27, 1969

Both Teams,
 Fewest: 27 Cal (27) vs. Duke (0),
 Oct. 12, 1963

Average Per Punt (min. 4)

Highest: 60.2 vs. Stanford, Nov. 22, 2008
 (241/4)

Lowest: 7.0 vs. UCLA, Nov. 8, 1958 (35/5)

PUNT RETURNS

Returns

Most: 9 vs. Oregon, Oct. 5, 1946
 Fewest: 0 Many times. Last vs.
 USC, Nov. 9, 2013

Both Teams,
 Most: 14 Cal (7) vs. St. Mary's (7),
 Sept. 24, 1949
 Cal (7) vs. Stanford (7),
 Nov. 18, 1972
 Cal (8) vs. Oregon State (6),
 Nov. 6, 1999

Both Teams,
 Fewest: 0 Cal (0) at Arizona State (0),
 Nov. 25, 2011

Yards

Most: 187 vs. Colorado State,
 Sept. 27, 2008
 Fewest: -9 at Ohio State, Sept. 15, 2012

Both Teams,
 Most: 202 Cal (36) at Washington (166),
 Oct. 17, 1998

Both Teams,
 Fewest: -10 Cal (-6) vs. Washington
 State (-4), Oct. 24, 1970

Average Gain Per Return (min. 3)

Highest: 42.7 at Arizona, Nov. 11, 2006 (128/3)
 Lowest: -2.0 vs. Washington State,
 Oct. 24, 1970 (-6/3)

Both Teams,
 Highest: 61.7 Cal (0/0) vs. USC (185/3),
 Nov. 9, 2013

Both Teams,
 Lowest: -1.7 Cal (-6/3) vs. Washington
 State (-4/3), Oct. 24, 1970
 Cal (-1/1) vs. Arizona (-4/2),
 Sept. 22, 2007

Touchdowns

Most: 2 vs. Washington State,
 Sept. 17, 1966
 vs. Colorado State,
 Sept. 27, 2008

Both Teams,
 Most: 3 Cal (0) vs. USC (3),
 Nov. 9, 2013

KICK RETURNS

Returns

Most: 11 vs. Alabama, Sept. 15, 1973
 Fewest: 0 Many times. Last vs.
 Stanford, Nov. 22, 2008

RECORDS (CONTINUED)

Both Teams,
Most: 15 Cal (6) vs. Washington (9),
Oct. 6, 1973
Cal (3) vs. Pacific (12),
Sept. 7, 1991
Cal (7) vs. Arizona (8),
Nov. 16, 2002

Both Teams,
Fewest: 1 Many times. Last: Cal (1)
at Arizona (0), Sept. 20, 2014

Yards
Most: 228 vs. Minnesota, Sept. 19, 1987
Fewest: 0 Many times. Last at
Arizona, Sept. 20, 2014

Both Teams,
Most: 363 Cal (160) vs. Louisiana Tech
(203), Sept. 15, 2007

Both Teams,
Fewest: 0 Cal (0) at Arizona (0), Sept. 20, 2014

Average Gain Per Return
Highest: 53.3 vs. Louisiana Tech,
Sept. 15, 2007 (160/3)
Lowest: 0.0 at Arizona Sept. 20, 2014 (1/0)

Both Teams,
Highest: 38.3 Cal (76/4) at Utah
(230/4), Oct. 27, 2012

Both Teams,
Lowest: 0.0 Cal (0.0-1/0) at Arizona
(0.0-0/0), Sept. 20, 2014

Touchdowns
Most: 1 Nine times. Last time vs.
Presbyterian, Sept. 17, 2011

FUMBLES
Fumbles
Most: 8 Four times. Last time vs.
San Jose State, Oct. 8, 1966

Both Teams,
Most: 16 Cal (3) vs. San Jose State (13),
Sept. 25, 1954

Fumbles Lost
Most: 6 vs. Oregon State, Nov. 11, 1972

Both Teams,
Most: 11 Cal (2) vs. San Jose State (9),
Sept. 25, 1954

Both Teams,
Fewest: 0 Many times. Last: Cal vs.
USC, Nov. 9, 2013

PENALTIES
Penalties
Most: 21 vs. San Jose State,
Sept. 7, 1996
21 at Houston, Sept. 6, 1997
Fewest: 0 Many times. Last vs.
USC, Oct. 30, 1971

Both Teams,
Most: 31 Cal (21) at Houston (10),
Sept. 6, 1997

Both Teams,
Fewest: 1 Cal (0) vs. Stanford (1),
Nov. 22, 1958

Yards
Most: 202 vs. San Jose State,
Sept. 7, 1996
Fewest: 0 Many times. Last vs.
USC, Oct. 30, 1993
Most, Quarter: 105 vs. Washington, Oct. 6, 1973 (1st)

Both Teams,
Most: 307 Cal (154) vs. Arizona (153),
Nov. 14, 1998

Both Teams,
Fewest: 10 Three times. Last time: Cal (5)
vs. Oregon State (5),
Oct. 29, 1938

TURNOVERS

Turnovers
Most: 12 vs. UCLA, Oct. 21, 1978
(10 int, 2 fum.)
Fewest: 0 Many times. Last vs.
Utah, Oct. 22, 2011

Both Teams,
Most: 15 Cal (12-10 int, 2 fum.) vs. UCLA
(3-1 int., 2 fum.) Oct. 21, 1978

Both Teams,
Fewest: 0 Many times. Last: Cal (0)
vs. USC (0), Nov. 9,
2013

TEAM - GAME
DEFENSE
SCORING

Points Allowed
Most: 74 vs. USC, Nov. 8, 1930*
66 vs. Alabama, Sept. 15, 1973
Most, Quarter: 36 vs. Arizona, Sept. 20, 2014 (4th)
33 vs. USC, Nov. 8, 1930* (3rd)

Touchdowns Allowed

Most: 9 vs. Alabama, Sept. 15, 1973
9 at Washington State,
Oct. 18, 1997
9 at Oregon State, Nov. 17, 2012
9 at Stanford, Nov. 23, 2013

Field Goals Allowed

Most: 5 vs. Stanford, Nov. 17, 1992

Two Point Conversion Attempts Allowed

Most: 4 Three times. Last time vs.
Washington, Nov. 9, 1974

Two Point Conversions Allowed

Most: 3 vs. Pacific, Sept. 20, 1958

Point After Touchdown Attempts Allowed

Most: 9 vs. Alabama, Sept. 15, 1973
9 at Washington State, Oct. 18,
1997
9 at Stanford, Nov. 23, 2013

Points After Touchdown Allowed

Most: 9 vs. Alabama, Sept. 15, 1973
9 at Washington State,
Oct. 18, 1997
9 at Stanford, Nov. 23, 2013

TOTAL DEFENSE
Plays Allowed

Fewest: 37 vs. Oregon State, Nov. 1, 1958
Most: 110 vs. Colorado,
Sept. 27, 2014

Yards Allowed

Fewest: 13 vs. Cal Aggies, Sept. 30, 1933*
40 vs. San Jose State,
Oct. 5, 1968
Most: 812 at Washington State, Oct. 4, 2014
734 vs. USC, Nov. 8, 1930*
667 vs. Alabama, Sept. 15, 1973

Average Gain Per Play Allowed

Lowest: 0.93 vs. San Jose State, Oct. 5, 1968
Highest: 9.8 vs. USC, Nov. 9, 2013
9.52 at Washington State, Oct. 18, 1997

FIRST DOWNS
First Downs Allowed

Fewest: 0 Four times. Last time vs. Cal
Aggies, Oct. 16, 1937
Most: 54 vs. Washington, Nov. 6, 1915*
37 vs. Arizona State, Oct. 17, 1981

First Downs by Rushing Allowed

Fewest: 0 vs. Cal Aggies, Sept. 30, 1933*
vs. San Jose State, Oct. 5, 1968
Most: 29 vs. Arizona State, Oct. 17, 1981

First Downs by Passing Allowed

Fewest: 0 Many times. Last vs.
Oregon State, Nov. 11, 1972
Most: 26 at Washington State, Oct. 4, 2014

First Downs by Penalty Allowed
Most: 8 at Oregon State, Nov. 17, 2012

RUSHING
Rushes Allowed

Fewest: 14 vs. Stanford, Nov. 20, 1993
Most: 84 vs. Notre Dame, Sept. 18, 1965

Net Yards Allowed

Fewest: -40 vs. San Jose State,
Sept. 5, 1992
Most: 611 vs. Washington, Nov. 6, 1915*
532 vs. UCLA, Oct. 21, 1972

Average Gain Per Rush Allowed

Lowest: -1.81 vs. Washington State,
Nov. 13, 1976

Highest: 8.8 vs. USC, Nov. 9, 2013

Touchdowns Rushing Allowed

Most: 8 vs. Texas, Sept. 19, 1970

PASSING
Pass Attempts Allowed

Fewest: 1 vs. Kansas, Nov. 17, 1962
Most: 70 vs. Washington State, Oct. 4, 2014

Pass Completions Allowed

Fewest: 0 Many times. Last vs.
Washington, Nov. 7, 1964
Most: 49 vs. Washington State, Oct. 4, 2014

Completion Percentage Allowed (min. 15 att)

Lowest: 0.0 vs. Washington State,
Oct. 9, 1937 (0-15)

Highest: 87.2 vs. Stanford, Nov. 21, 1959
(34-39)

Yardage Allowed

Fewest: 0 Many times. Last vs.
Washington, Nov. 7, 1964
Most: 734 vs. Washington State, Oct. 4, 2014

Touchdown Passes Allowed

Most: 7 vs. Colorado, Sept. 27, 2014

Passes Intercepted By

Most: 6 vs. Syracuse, Oct. 26, 1968
vs. Washington State,
Nov. 16, 1974

Percentage of Passes Intercepted

Highest: 50.0 vs. Washington State,
Nov. 16, 1974 (6-12)

Interception Return Yards

Most: 146 vs. Syracuse, Oct. 26, 1968
Fewest: -16 vs. Oregon, Oct. 16, 1982

Interception Return Touchdowns

Most: 2 vs. Washington State,
Sept. 26, 1998
vs. Arizona State, Sept. 23, 2006
vs. UCLA, Oct. 25, 2008

RECORDS (CONTINUED)

PUNTING

Punts Forced

Most: 24 vs. Washington State, Nov. 4, 1922*
 12 Four times. Last time vs. Army, Sept. 29, 1973
 Fewest: 0 vs. Duke, Oct. 12, 1963

Yards Allowed

Most: 782 vs. Washington State, Nov. 4, 1922*
 497 vs. Oregon State, Nov. 1, 1997
 Fewest: 0 vs. Duke, Oct. 12, 1963

Average Per Punt (min. 4 punts)

Lowest: 22.0 vs. USC, Nov. 2, 1974 (88/4)
 Highest: 54.1 vs. Presbyterian, Sept. 17, 2011 (487/9)

PUNT RETURNS

Returns Allowed

Fewest: 0 Many times. Last at Stanford, Nov. 23, 2013
 Most: 9 at Washington State, Oct. 16, 1993
 at Oregon State, Oct. 21, 1995

Yards Allowed

Fewest: -14 vs. Tennessee, Sept. 10, 1977
 Most: 185 vs. USC, Nov. 9, 2013

Average Gain Allowed Per Return (min. 2)

Highest: 61.7 vs. USC, Nov. 9, 2013
 Lowest: -3.5 Three times. Last time vs. Oregon, Nov. 1, 2008 (2-(-7))

Touchdowns Allowed

Most: 3 vs. USC, Nov. 9, 2013

KICK RETURNS

Returns Allowed

Most: 12 by Pacific, Sept. 7, 1991
 Fewest: 0 Many times. Last by Stanford, Oct. 20, 2012

Yards Allowed

Fewest: 0 Many times. Last by Stanford, Oct. 20, 2012
 Most: 298 at Washington State, Sept. 6, 2008

Average Gain Allowed Per Return (min. 3)

Lowest: 4.3 vs. USC, Nov. 9, 2013 (13/3)
 Highest: 57.5 at Utah, Oct 27, 2012 (230/4)

Touchdowns Allowed

Most: 2 at Utah, Oct 27, 2012 (230/4)

OPPONENTS' FUMBLES

Fumbles

Most: 13 vs. San Jose State, Sept. 25, 1954

Fumbles Lost

Most: 9 vs. San Jose State, Sept. 25, 1954

OPPONENTS' PENALTIES

Penalties

Most: 17 at Arizona State, Nov. 6, 1993
 Fewest: 0 Many times. Last at Arizona, Oct. 18, 2008

Yards

Most: 179 vs. Missouri, Sept. 30, 1972
 Fewest: 0 Many times. Last at Arizona, Oct. 18, 2008

OPPONENTS' TURNOVERS

Turnovers

Most: 10 vs. San Jose State, Sept. 25, 1954 (9 fum, 1 int.)
 Fewest: 0 Many times. Last vs. USC, Nov. 9, 2013

INDIVIDUAL RECORDS

SCORING

Most Points

Career: 288 Doug Brien, 1991-93 (120-pat, 56-fg)
 Season: 131 Duke Morrison, 1922* (18-td, 1-fg, 20-pat)
 107 Mark Jensen, 2002 (19-fg, 50-pat)
 Game: 36 Dick Dunn vs. Nevada, Nov. 18, 1922*
 30 Jahvid Best at Minnesota, Sept. 19, 2009 (5-td)

Most Touchdowns

Career: 42 Duke Morrison, 1920-22*
 40 Russell White, 1990-92 (35-r, 4-p, 1-ret)
 Season: 18 Duke Morrison, 1922*
 17 Lindsey Chapman, 1993 (14-r, 3-p)
 Game: 6 Dick Dunn vs. Nevada, Nov. 18, 1922*
 5 Duke Morrison vs. St. Mary's, Oct. 9, 1920*
 Duke Morrison vs. Washington, Nov. 12, 1921*
 5 Jahvid Best at Minnesota, Sept. 19, 2009

KICK SCORING

Most Points

Career: 288 Doug Brien, 1991-93 (120-pat, 56-fg)
 Season: 107 Mark Jensen, 2002 (50-pat, 19-fg)
 Game: 17 Giorgio Tavecchio at Arizona State, Nov. 25, 2011 (4-pat, 5-fg)

Most Points After Touchdown Attempted

Career: 161 Tom Schneider, 2004-06
 Season: 57 James Langford, 2014
 57 Tom Schneider, 2004
 Game: 10 Doug Brien vs. Pacific, Sept. 7, 1991
 Mark Jensen vs. Baylor, Aug. 31, 2002

Most Points After Touchdown

Career: 158 Tom Schneider, 2004-06
 Season: 56 James Langford, 2014
 56 Tom Schneider, 2004
 Game: 10 Crip Toomey vs. St. Mary's, Oct. 9, 1920*
 Doug Brien vs. Pacific, Sept. 7, 1991
 Mark Jensen vs. Baylor, Aug. 31, 2002

Consecutive: 72 Mark Jensen, 2000-02
 60 Tom Schneider, 2005-06

Most Points After Touchdown, No Misses

Career: 54 Tyler Fredrickson, 2000-03
 Season: 54 Tyler Fredrickson, 2003
 Game: 10 Doug Brien vs. Pacific, Sept. 7, 1991
 Mark Jensen vs. Baylor, Aug. 31, 2002

Most Field Goals Attempted

Career: 81 Jim Breech, 1974-77
 Season: 30 Tyler Fredrickson, 2003
 Game: 6 Many times. Last by Tyler Fredrickson at UCLA, Oct. 18, 2003 (ot)

Most Field Goals

Career: 56 Doug Brien, 1991-93
 Season: 22 Randy Pratt, 1983
 Game: 5 Mark Jensen vs. Air Force, Sept. 21, 2002

Longest Field Goal

55 Robbie Keen vs. Washington, Nov. 12, 1988
 Tom Schneider vs. Stanford, Dec. 2, 2006

TOTAL OFFENSE

Most Plays

Career: 1576 Kyle Boller, 1999-02
 Season: 590 Jared Goff, 2013
 Game: 71 Jared Goff vs. Northwestern, Aug. 31, 2013

Most Yards

Career: 8236 Troy Taylor (8126-p, 110-r), 1986-89
 Season: 3929 Jared Goff (3973-p, (-44-r), 2014)
 Game: 528 Pat Barnes vs. Arizona, Nov. 2, 1996 (4ot)
 518 Jared Goff vs. Washington State, Oct. 4, 2014

Most Touchdowns Responsible For

Career: 71 Kyle Boller, 1999-02
 Season: 35 Jared Goff, 2014
 Game: 8 Pat Barnes vs. Arizona, Nov. 2, 1996 (4ot)
 6 Dick Dunn vs. Nevada, Nov. 18, 1922*
 Mike Pawlawski vs. Pacific, Sept. 7, 1991

RUSHING

Most Rushes

Career: 715 Paul Jones, 1975-79
 Season: 305 Justin Forsett, 2007
 Game: 46 Paul Jones vs. Washington State, Nov. 11, 1978

Most Net Yards

Career: 3367 Russell White, 1990-92
 Season: 2018 J.J. Arrington, 2004
 Game: 311 Jahvid Best, vs. Washington, Dec. 6, 2008
 Half: 268 Jerry Drew vs. Oregon State, Nov. 13, 1954 (2nd)

Longest Rush

98t Bill Powell vs. Oregon State, Oct. 27, 1951

Highest Average Gain Per Rush

Career: 7.3 Jahvid Best, 2007-09 (364-2668)
 Season: 9.9 Charlie Sarver, 1949 (32-317)
 Game: 25.7 Jerry Drew vs. Oregon State, Nov. 13, 1954 (11-283)

Most Games, 100 Yards Rushing

Career: 17 Marshawn Lynch, 2004-06
 Season: 12 J.J. Arrington, 2004
 Consecutive: 12 J.J. Arrington, 2004

Most Touchdowns Rushing

Career: 35 Russell White, 1990-92
 Season: 15 J.J. Arrington, 2004
 Justin Forsett, 2007
 Jahvid Best, 2008
 Game: 5 Jahvid Best at Minnesota, Sept. 19, 2009
 Duke Morrison vs. Washington, Nov. 12, 1921*
 4 Don Johnson vs. Minnesota, Oct. 2, 1952
 Carl Montgomery vs. Oregon State, Oct. 31, 1981
 Jahvid Best vs. Washington, Dec. 6, 2008

PASSING

Most Pass Attempts

Career: 1301 Kyle Boller, 1999-02
 Season: 531 Jared Goff, 2013
 Game: 64 Jared Goff vs. Northwestern, Aug. 31, 2013

Most Pass Completions

Career: 683 Troy Taylor, 1986-89
 Season: 320 Jared Goff, 2013

RECORDS (CONTINUED)

Game: 43 Rich Campbell vs. Florida, Sept. 13, 1980 (53 att)
 Consecutive: 26 Aaron Rodgers at Oregon State, USC, Oct. 2-9, 2004
 Consecutive, One Game: 23 Aaron Rodgers, at USC, Oct. 9, 2004 (*tied then NCAA record but has since been broken*)

Highest Passing Completion Percentage

Career: 64.5 Rich Campbell, 1977-80 (599-929)
 Season: 70.7 Rich Campbell, 1980 (193-273)
 Game: 85.3 Aaron Rodgers at USC, Oct. 9, 2004 (29-34)

Most Yardage Gained

Career: 8126 Troy Taylor, 1986-89
 Season: 3973 Jared Goff, 2014
 Game: 527 Jared Goff vs. Washington State, Oct. 4, 2013
 504 Jared Goff vs. Washington State, Nov. 5, 2013

Most Games, 300 Yards Passing

Career: 12 Jared Goff, 2013-2014
 Season: 7 Jared Goff, 2014
 Consecutive: 6 Jared Goff, 2014 Sept. 20- Oct. 24

Longest Pass Completion

92 Jared Goff (to Daniel Lasco) vs Colorado, Sept. 27, 2014

Most Touchdown Passes

Career: 64 Kyle Boller, 1999-2002
 Season: 35 Jared Goff, 2014
 Game: 8 Pat Barnes vs. Arizona, Nov. 2, 1996 (4ot)
 6 Mike Pawlawski vs. Pacific, Sept. 7, 1991

Most Passes Had Intercepted

Career: 48 Gale Gilbert, 1980-84
 Kyle Boller, 1999-2002
 Season: 19 Rich Campbell, 1978
 Game: 6 Gale Gilbert vs. USC, Nov. 6, 1982

Fewest Passes Had Intercepted

Career (200 att): 10 Randy Gold, 1960-62 (220 att)
 Season (100 att): 2 Gary Graumann, 1977 (118 att)

Lowest Percentage of Passes Had Intercepted

Career (200 att): 1.95% Aaron Rodgers, 2003-04 (13/665)
 Season (100 att): 1.43% Aaron Rodgers, 2003 (5/349)

Consecutive Passes Attempted, None Intercepted

Most: 150 Pat Barnes vs. UCLA, Arizona, Arizona State, Oregon, Stanford, Oct. 26-Nov. 23, 1996

RECEIVING
Most Receptions

Career: 205 Keenan Allen, 2010-12
 Season: 100 Dameane Douglas, 1998
 Game: 16 Geoff McArthur at Stanford, Nov. 22, 2003

Consecutive Games With A Reception:

42 Robert Jordan (Oct. 23, 2004-Dec. 28, 2007)

Most Yards

Career: 3188 Geoff McArthur, 2000-04
 Season: 1504 Geoff McArthur, 2003
 Game: 289 Wesley Walker vs. San Jose State, Oct. 2, 1976

Longest Reception

92 Daniel Lasco (from Jared Goff) vs Colorado, Sept. 27, 2014

Highest Average Gain Per Reception

Career: 25.7 Wesley Walker, 1973-76 (NCAA Record-75-104 rec)
 Season: 29.8 Greg Woodard, 1979 (12-358)
 29.5 Chase Lyman, 2004 (14-414)
 Game: 45.3 Wesley Walker at Georgia, Sept. 11, 1976 (4-181)

Most Touchdowns

Career: 31 Sean Dawkins, 1990-92
 Season: 14 Sean Dawkins, 1992
 Game: 3 Kenny Lawler vs. BYU, Nov. 29, 2014
 Kenny Lawler vs. Arizona, Nov. 2, 2013
 Robert Jordan vs. Washington, Sept. 10, 2005
 DeSean Jackson vs. Minnesota, Sept. 9, 2006
 Chase Lyman at Oregon State, Oct. 2, 2004
 Bobby Shaw vs. Oregon State, Sept. 28, 1996 (3ot)
 Sean Dawkins at USC, Oct. 17, 1992
 Sean Dawkins vs. San Jose State, Sept. 5, 1992
 Sean Dawkins vs. USC, Nov. 2, 1991
 Brian Treggs vs. Pacific, Sept. 7, 1991
 Floyd Eddings vs. Texas A&M, Sept. 5, 1981
 Wesley Walker vs. San Jose State, Oct. 2, 1976
 Steve Sweeney vs. Washington, Oct. 28, 1972
 Steve Sweeney vs. Oregon State, Oct. 9, 1971

PUNTING
Most Punts

Career: 322 Nick Harris, 1997-2000
 Season: 87 Nick Harris, 1998
 Game: 12 Gary Fowler vs. Indiana, Sept. 27, 1969
 12 Nick Harris at Illinois, Sept. 16, 2000

Most Yards

Career: 13,621 Nick Harris, 1997-2000
 Season: 3795 Nick Harris, 1999
 Game: 535 Gary Fowler vs. Indiana, Sept. 27, 1969

Highest Average Per Punt

Career (75 punts): 44.0 Scott Tabor, 1986-87 (118-5187)
 Season (30 punts): 45.6 Bryan Anger, 2010 (62-2825)
 Game (min. 4): 60.2 Bryan Anger vs. Stanford, Nov. 22, 2008 (4-241)

PUNT RETURNS
Most Returns

Career: 110 Deltha O'Neal 1996-99
 Season: 42 Deltha O'Neal, 1999
 Game: 7 Scott Stringer vs. Stanford, Nov. 18, 1972

Most Yards

Career: 1169 Deltha O'Neal, 1996-99
 Season: 455 DeSean Jackson, 2006
 Game: 138 Jemeel Powell at USC, Oct. 28, 2000

Longest Punt Return

108TD Don Guest vs. Washington State, Sept. 17, 1966 (missed FG att.)
 105TD Bobby Sherman vs. Stanford, Nov. 8, 1902*
 95TD DeSean Jackson vs. Arizona Nov. 11, 2006

Highest Average Gain Per Return

Career: 16.7 DeSean Jackson, 2005-07 (38-633)
 Season: 18.2 DeSean Jackson, 2006 (25-455)
 Game: 100.0 Don Guest vs. Washington State, Sept. 17, 1966 (1-100)

Most Touchdowns

Career: 6 DeSean Jackson, 2005-07
 Season: 4 DeSean Jackson, 2006
 Game: 1 Many times. Last by Keenan Allen vs. Southern Utah, Sept. 8, 2012

KICK RETURNS
Most Returns

Career: 99 Deltha O'Neal, 1996-99
 Season: 46 Khalfani Muhammad, 2013
 Game: 10 Wesley Walker vs. Alabama, Sept. 15, 1973

Most Yards

Career: 2472 Deltha O'Neal, 1996-99
 Season: 1006 Khalfani Muhammad, 2013
 Game: 198 Trevor Davis at Washington State, Oct. 4, 2014

Longest Kickoff Return

102t Ed Solinsky vs. California Aggies, Oct. 16, 1937
 Frank Brunk vs. USC, Oct. 15, 1949

Highest Average Gain Per Return

Career: 26.3 Jahvid Best, 2007-09 (32-844)
 Season: 32.6 Trevor Davis, 2014 (13-424)
 Game: 99.0 Trevor Davis at Washington State, Oct. 4, 2014 (2-198)
 90.0 Lavelle Hawkins vs. Louisiana Tech, Sept. 15, 2007 (1-90)

Most Touchdowns

Career: 2 Trevor Davis, 2014; Deltha O'Neal, 1996-99
 Season: 2 Trevor Davis, 2014
 Game: 2 Trevor Davis at Washington State, Oct. 4, 2014

ALL RETURNS
Most Kickoff and Punt Returns

Career: 209 Deltha O'Neal, 1996-99
 Season: 61 Deltha O'Neal, 1999

INTERCEPTIONS BY
Most Interceptions By

Career: 16 Ken Wiedemann, 1967-69
 Season: 9 Deltha O'Neal, 1999
 Game: 4 Herman Edwards vs. Washington State, Nov. 16, 1974

Most Yards

Career: 356 Deltha O'Neal, 1996-99
 Season: 280 Anthony Washington, 1978
 Game: 108 Syd'Quan Thompson at Washington State, Sept. 6, 2008

Longest Interception Return

100t Jim Jurkovich vs. USC, Nov. 9, 1940
 John Hardy at Wisconsin, Sept. 8, 1990
 Deltha O'Neal vs. Oregon, Nov. 13, 2000
 Matt Nixon vs. Baylor, Aug. 31, 2002

Most Touchdowns

Career: 5 Deltha O'Neal, 1996-99
 Season: 4 Deltha O'Neal, 1999
 Game: 1 Many times. Last by Marc Anthony vs. Southern Utah, Sept. 8, 2012

All-Purpose
Most Yards

Career: 4943 Russell White, 1990-92 (rush-3367, rec-364, ret-1212)
 Season: 2247 Jahvid Best, 2008 (rush-1580, rec-246, ret-421)

FUMBLES
Most Fumbles Recovered

Game: 4 Anthony Green vs. UCLA, Oct. 13, 1976

TOP 5 SINGLE-GAME RECORDS (1937-Present)

POINTS

MOST POINTS IN A GAME BY CAL

86 vs. Pacific, Sept. 7, 1991
 70 vs. Baylor, Aug. 31, 2002
 66 at Washington State, Sept. 6, 2008
 63 vs. Presbyterian, Sept. 17, 2011
 60 vs. Montana, Nov. 15, 1947
 60 at Washington State, Oct. 4, 2014

MOST POINTS IN A GAME – BOTH TEAMS

119 Cal (60) at Washington State (59), Oct. 4, 2014
 115 Cal (59) vs. Colorado (56), Sept. 27, 2014 (2ot)
 111 Cal (56) vs. Arizona (55) (4ot), Nov. 2, 1996
 110 Cal (86) vs. Pacific (24), Sept. 7, 1991
 103 Cal (54) vs. Washington (49), Oct. 6, 1973
 101 Cal (52) vs. Virginia Tech (49), Dec. 26, 2003
 (Insight Bowl)
 100 Cal (41) vs. Oregon (59), Oct. 24, 2014
 100 Cal (37) at Washington State (63), Oct. 18, 1997

MOST POINTS IN A HALF BY CAL

51 vs. Pacific (1st), Sept. 7, 1991
 45 vs. Sacramento State (1st), Sept. 6, 2014
 45 vs. Baylor (1st), Aug. 31, 2002
 45 vs. Temple (1st), Sept. 18, 1993
 42 vs. San Jose State (1st), Oct. 1, 1977
 42 vs. Portland State (1st), Sept. 16, 2006
 42 vs. Arizona State (1st), Sept. 23, 2006
 42 at Washington State (1st), Sept. 6, 2008
 42 vs. Presbyterian (1st), Sept. 17, 2011

MOST POINTS IN A HALF – BOTH TEAMS

82 Cal (47) at Washington State (35) (2nd), Oct. 4, 2014
 68 Cal (51) vs. Pacific (17) (1st), Sept. 7, 1991
 66 Cal (28) vs. Oregon (38) (1st), Oct. 28, 2014
 63 Cal (35) vs. Navy (28) (1st), Dec. 25, 1996
 (Aloha Bowl)
 60 Cal (17) at Arizona (43) (2nd), Sept. 20, 2014
 58 Cal (41) at Arizona State (17), Nov. 1, 2003
 58 Cal (42) vs. Portland State (16), Sept. 16, 2006
 56 Cal (17) vs. Washington St. (39), Sept. 28, 2002

MOST PTS IN A QUARTER BY CAL

35 vs. Baylor (1st), Aug. 31, 2002
 30 vs. Southern Utah (4th), Sept. 8, 2012
 29 vs. Pacific (2nd), Sept. 7, 1991
 28 vs. Sacramento State (1st), Sept. 6, 2014
 28 at Washington State (3rd), Oct. 4, 2014
 28 vs. Cal Aggies (4th), Oct. 8, 1938
 28 vs. Pacific (3rd), Sept. 7, 1991
 28 vs. Temple (1st), Sept. 18, 1993
 28 vs. Arizona State (2nd), Sept. 23, 2006
 28 vs. Arizona (1st), Sept. 22, 2007
 28 vs. UC Davis (1st), Sept. 4, 2010
 28 vs. Presbyterian (2nd), Sept. 17, 2011

MOST POINTS IN A QUARTER – BOTH TEAMS

56 Cal (28) at Washington State (28) (3rd), Oct. 4, 2014
 50 Cal (14) at Arizona (36) (4th), Oct. 20, 2014
 44 Cal (30) vs. Southern Utah (14) (4th), Sept. 8, 2012
 43 Cal (22) vs. Navy (21) (2nd), Dec. 25, 1996 (Aloha Bowl)
 42 Cal (35) vs. Baylor (7) (1st), Aug. 31, 2002
 42 Cal (21) vs. Oregon (21) (4th), Oct. 14, 1995
 40 Cal (28) vs. Presbyterian (12), Sept. 17, 2011

FIRST DOWNS

MOST TOTAL FIRST DOWNS BY CAL

35 vs. Pacific, Sept. 7, 1991
 34 at Oregon State, Nov. 1, 2014
 34 vs. BYU, Nov. 29, 2014
 35 vs. Oregon State, Oct. 31, 1981
 32 vs. Washington, Oct. 12, 1985
 32 vs. San Jose State, Oct. 1, 1977
 31 vs. Portland State, Sept. 7, 2013
 31 at Stanford, Nov. 21, 2009
 31 at Stanford, Nov. 22, 2003
 31 vs. San Jose State, Oct. 6, 1990

FEWEST TOTAL FIRST DOWNS BY CAL

3 vs. USC, Nov. 4, 1967
 3 vs. Washington, Oct. 26, 1946
 3 vs. USC, Nov. 9, 1946
 4 vs. Iowa, Sept. 30, 1961
 4 vs. Pittsburgh, Sept. 17, 1955

MOST TOTAL FIRST DOWNS – BOTH TEAMS

64 Cal (25) vs. Colorado (39), Sept. 27, 2014 (2ot)
 60 Cal (24) at Arizona (36), Sept. 20, 2014
 60 Cal (34) vs. BYU (26), Nov. 29, 2014
 60 Cal (27) vs. Washington State (33), Oct. 4, 2014
 59 Cal (34) at Oregon State (25), Nov. 1, 2014
 59 Cal (24) vs. Missouri (35), Oct. 5, 1985
 58 Cal (21) vs. Arizona State (37), Oct. 17, 1981
 57 Cal (30) vs. Oregon (27), Oct. 24, 2014
 57 Cal (30) vs. Washington State (27), Sept. 22, 1990
 57 Cal (27) vs. Texas Tech (30), Dec. 30, 2004
 (Holiday Bowl)
 56 Cal (26) vs. Nevada (30), Sept. 21, 1996
 56 Cal (28) at USC (56), Nov. 13, 2014

FEWEST TOTAL FIRST DOWNS – BOTH TEAMS

9 Cal (4) vs. Pacific (5), Oct. 14, 1944
 9 Cal (2) vs. UCLA (7), Nov. 11, 1944
 16 Cal (12) vs. USF (4), Nov. 18, 1950
 16 Cal (10) vs. Oregon (6), Oct. 5, 1946
 18 Cal (16) vs. Washington (2), Oct. 23, 1948
 18 Cal (12) vs. Northwestern (6), Jan. 1, 1949
 18 Cal (3) vs. USC (15), Nov. 9, 1946

MOST FIRST DOWNS RUSHING BY CAL

24 vs. Pacific, Sept. 7, 1991
 24 vs. Oregon State, Oct. 24, 1959
 22 vs. San Jose State, Oct. 6, 1990
 20 vs. Oregon, Nov. 7, 1959
 20 vs. Washington State, Nov. 17, 1956

FEWEST FIRST DOWNS RUSHING BY CAL

0 vs. USC, Nov. 4, 1964
 0 vs. Illinois, Sept. 24, 1955
 1 Many times. Last at USC, Nov. 8, 2008

MOST FIRST DOWNS RUSHING – BOTH TEAMS

37 Cal (8) vs. Arizona State (29), Oct. 17, 1981
 35 Cal (24) vs. Pacific (11), Sept. 7, 1991
 35 Cal (12) vs. Missouri (23), Oct. 5, 1985
 34 Cal (10) vs. Washington State (24), Nov. 16, 1974
 33 Many times. Last: Cal (14) vs. UCLA (19), Oct. 25, 1975

FEWEST FIRST DOWNS RUSHING – BOTH TEAMS

2 Cal (1) vs. San Diego State (1), Sept. 18, 1982
 3 Cal (2) vs. San Jose State (1), Sept. 26, 1981
 6 Cal (2) at Arizona State (4), Oct. 31, 2009
 6 Cal (3) vs. Stanford (3), Nov. 21, 1998
 6 Cal (5) vs. Oregon (1), Sept. 16, 1967
 7 Many times. Last: Cal (4) at Washington (3), Oct. 17, 1998

MOST FIRST DOWNS PASSING BY CAL

22 vs. Northwestern, Aug. 31, 2013
 22 vs. Washington State, Oct. 5, 2013
 22 at Washington State, Oct. 19, 1996
 21 at Maryland, Sept. 13, 2008
 20 vs. Portland State, Sept. 7, 2013
 20 vs. Arizona, Nov. 2, 1996
 20 vs. UCLA, Oct. 26, 1996

FEWEST FIRST DOWNS PASSING BY CAL

0 vs. Washington State, Sept. 17, 1966
 0 vs. Iowa, Sept. 30, 1961
 0 vs. Stanford, Nov. 19, 1960
 0 vs. Oregon State, Oct. 24, 1959
 0 vs. Stanford, Nov. 19, 1949
 0 vs. USC, Nov. 9, 1946

MOST FIRST DOWNS PASSING – BOTH TEAMS

45 (Cal) 19 at Washington State (26), Oct. 4, 2014
 42 (Cal) 16 vs. Colorado (26), Sept. 27, 2014 (2ot)
 40 Cal (22) vs. Washington State (18), Oct. 5, 2013
 38 Cal (22) vs. BYU (16), Nov. 29, 2014
 37 Cal (13) at Arizona (24), Sept. 20, 2014
 36 Cal (22) vs. Northwestern (14), Aug. 31, 2013
 35 Cal (17) vs. Virginia Tech (18), Dec. 26, 2003
 (Insight Bowl)
 34 Cal (16) vs. Washington State (18), Sept. 28, 2002
 33 Cal (12) at Illinois (21), Sept. 20, 2003
 33 Cal (15) vs. Texas Tech (18), Dec. 30, 2004
 (Holiday Bowl)
 33 Cal (16) at Oregon State (17), Nov. 1, 2014

FEWEST FIRST DOWNS PASSING – BOTH TEAMS

1 Cal (1) vs. Washington (0), No. 14, 1959
 2 Cal (0) vs. Iowa (2), Sept. 30, 1961
 2 Cal (1) vs. USF (1), Nov. 18, 1950
 3 Many times. Last: Cal (2) vs. UCLA (1), Oct. 17, 1959

PLAYS

MOST PLAYS BY CAL

102 vs. San Jose State, Oct. 5, 1968
 101 vs. BYU, Nov. 29, 2014
 101 vs. San Jose State, Oct. 6, 1990
 99 vs. Northwestern, Aug. 31, 2013
 98 vs. Washington, Oct. 12, 1985
 96 vs. USC, Nov. 9, 2013
 96 vs. Oregon, Sept. 28, 2013

FEWEST PLAYS BY CAL

36 vs. Washington, Oct. 26, 1946
 39 vs. Pittsburgh, Sept. 17, 1955
 44 vs. San Jose State, Oct. 11, 1963
 44 vs. Washington, Nov. 8, 1952
 44 vs. USC, Nov. 9, 1946

MOST PLAYS – BOTH TEAMS

182 Cal (72) vs. Colorado (110), Sept. 24, 2014 (2ot)
 180 Cal (89) at Oregon State (91), Oct. 31, 1998
 179 Cal (91) vs. Washington State (88), Oct. 5, 2013
 178 Cal (72) at Arizona (106), Sept. 20, 2014
 178 Cal (101) vs. BYU (77), Nov. 29, 2014
 177 Cal (90) vs. Ohio State (87), Sept. 14, 2013
 176 Cal (78) vs. Arizona State (98), Oct. 17, 1981
 174 Cal (79) vs. Oregon (95), Sept. 12, 1970

FEWEST PLAYS – BOTH TEAMS

99 Cal (58) vs. Miami (41), Oct. 9, 1964
 100 Cal (62) vs. USF (38), Nov. 18, 1950
 104 Cal (61) vs. UCLA (43), Nov. 11, 1950
 107 Cal (51) vs. Ohio State (56), Oct. 2, 1954
 111 Cal (39) vs. Pittsburgh (72), Sept. 17, 1955
 111 Cal (62) vs. Pennsylvania (49), Oct. 1, 1955

TOP 5 SINGLE-GAME RECORDS (1937-Present)**TOTAL YARDS****MOST TOTAL YARDS BY CAL**

729 vs. Washington, Nov. 15, 2003
 670 vs. Utah, Oct. 11, 1958
 661 vs. New Mexico State, Sept. 11, 2004
 659 vs. Arizona, Nov. 2, 1996 (4ot)
 638 vs. Minnesota, Oct. 6, 1951

FEWEST TOTAL YARDS BY CAL

4 vs. USC, Nov. 9, 1946
 8 vs. Fleet City, Oct. 21, 1944
 33 vs. St. Mary's Pre-Flight., Nov. 25, 1944
 45 vs. USC, Sept. 29, 1945
 60 vs. UCLA, Oct. 13, 1945

MOST TOTAL YARDS – BOTH TEAMS

1401 Cal (589) at Washington State (812), Oct. 4, 2014
 1254 Cal (659) vs. Arizona (595), Nov. 2, 1996 (4ot)
 1215 Cal (585) vs. Colorado (630), Sept. 27, 2014 (2ot)
 1200 Cal (573) vs. Arizona (627), Sept. 20, 2014
 1169 Cal (616) vs. Portland State (553), Sept. 7, 2013
 1155 Cal (585) vs. Washington State (570), Oct. 5, 2013
 1150 Cal (560) vs. Oregon (590), Oct. 24, 2014
 1148 Cal (548) vs. Washington State (600), Oct. 22, 2005
 1125 Cal (483) vs. Washington (642), Oct. 26, 2013

FEWEST TOTAL YARDS – BOTH TEAMS

162 Cal (8) vs. Fleet City (154), Oct. 21, 1944
 210 Cal (45) vs. USC (165), Sept. 29, 1945
 222 Cal (108) vs. Washington (114), Nov. 6, 1937
 241 Cal (135) vs. Nevada (106), Oct. 27, 1945
 243 Cal (81) vs. UCLA (162), Nov. 11, 1944

RUSHING**MOST RUSHING ATTEMPTS BY CAL**

84 vs. San Jose State, Oct. 5, 1968
 79 vs. Oregon State, Oct. 24, 1959
 78 vs. Oregon State, Nov. 1, 1958
 75 vs. UCLA, Nov. 2, 1957
 74 vs. Oregon, Nov. 7, 1959

FEWEST RUSHING ATTEMPTS BY CAL

18 at Washington State, Oct. 4, 2014
 19 vs. San Diego State, Sept. 10, 1983
 19 vs. Georgia, Sept. 11, 1976
 20 at USC, Oct. 16, 2010
 20 vs. Oregon, Oct. 13, 2001
 20 vs. Penn State, Oct. 27, 1962

MOST RUSHING ATTEMPTS – BOTH TEAMS

142 Cal (75) vs. UCLA (67), Nov. 2, 1957
 125 Cal (69) vs. SMU (56), Sept. 21, 1957
 121 Cal (54) vs. Oregon State (67), Oct. 18, 1975
 121 Cal (62) vs. Pacific (59), Sept. 20, 1958
 120 Cal (60) vs. UCLA (60), Oct. 17, 1959

FEWEST RUSHING ATTEMPTS – BOTH TEAMS

43 Cal (18) at Washington State (25), Oct. 4, 2014
 49 Cal (28) vs. Washington State (21), Oct. 5, 2013
 54 Cal (27) vs. Washington State (27), Sept. 28, 2002
 56 Cal (20) at USC (36), Oct. 16, 2010
 56 Cal (30) at Arizona State (26), Oct. 31, 2009
 56 Cal (23) at Arizona (23), Nov. 11, 2006

MOST RUSHING YARDS BY CAL

490 vs. Minnesota, Oct. 6, 1951
 442 vs. Montana, Nov. 15, 1947
 435 vs. Pacific, Oct. 8, 1938
 432 vs. St. Mary's, Oct. 4, 1947
 431 vs. Washington, Dec. 6, 2008

FEWEST RUSHING YARDS BY CAL

-77 vs. Missouri, Sept. 30, 1972
 -38 vs. Fleet City, Oct. 21, 1944
 -36 vs. Stanford, Nov. 21, 1998
 -28 vs. USC, Nov. 1, 1980
 -20 vs. USC, Nov. 5, 1988

MOST RUSHING YARDS – BOTH TEAMS

758 Cal (350) vs. Pacific (408), Sept. 20, 1958
 663 Cal (226) vs. Colorado (437), Sept. 13, 1975
 658 Cal (162) vs. Arizona State (496), Oct. 17, 1981
 643 Cal (214) vs. Iowa (429), Jan. 1, 1959 (Rose Bowl)
 633 Cal (191) vs. Washington State (442), Nov. 16, 1974
 633 Cal (178) vs. UCLA (455), Oct. 27, 1973

FEWEST RUSHING YARDS – BOTH TEAMS

-26 Cal (-36) vs. Stanford (10), Nov. 21, 1998
 41 Cal (2) vs. San Diego State (39), Sept. 18, 1982
 47 Cal (-38) vs. Fleet City (85), Oct. 21, 1944
 53 Cal (58) vs. Arizona (-5), Nov. 16, 2002
 69 Cal (40) vs. UCLA (29), Oct. 19, 2002

MOST RUSHING TOUCHDOWNS BY CAL

8 vs. Montana, Nov. 15, 1947
 7 vs. Eastern Washington, Sept. 12, 2009
 7 at Washington State, Sept. 6, 2008
 7 at Air Force, Sept. 4, 2004
 7 vs. San Jose State, Aug. 31, 1985
 6 vs. San Jose State, Oct. 1, 1994
 6 vs. Arizona, Oct. 25, 2003

MOST RUSHING TOUCHDOWNS BOTH TEAMS

10 Cal (7) vs. San Jose State (3), Aug. 31, 1985
 9 Cal (3) vs. UCLA (6), Oct. 27, 1973
 9 Cal (1) vs. Texas (8), Sept. 19, 1970
 8 Many times. Last: Cal (7) at Air Force (1), Sept. 4, 2004

PASSING**MOST PASS ATTEMPTS BY CAL**

65 vs. Northwestern, Aug. 31, 2013
 63 vs. Washington State, Oct. 5, 2013
 60 at Maryland, Sept. 13, 2008
 60 at Oregon, Oct. 6, 2011
 60 vs. BYU, Nov. 29, 2014

FEWEST PASS ATTEMPTS BY CAL

0 vs. Cal Aggies, Oct. 8, 1938
 0 vs. Pacific, Oct. 8, 1938
 1 vs. Stanford, Nov. 19, 1960
 1 vs. USF, Nov. 18, 1950
 2 vs. Washington, Oct. 16, 1965

MOST PASS ATTEMPTS – BOTH TEAMS

130 Cal (63) vs. Washington State (67), Oct. 5, 2013
 123 Cal (53) at Washington State (70), Oct. 4, 2014
 109 Cal (42) vs. Colorado (67), Sept. 27, 2014 (2ot)
 105 Cal (47) at Oregon State (58), Oct. 31, 1998
 104 Cal (30) at Arizona (74), Sept. 20, 2014

FEWEST PASS ATTEMPTS – BOTH TEAMS

0 Cal (0) vs. Cal Aggies (0), Oct. 8, 1938
 0 Cal (0) vs. Pacific (0), Oct. 8, 1938
 5 Cal (1) vs. USF (4), Nov. 18, 1950
 7 Cal (7) vs. St. Mary's (0), Sept. 24, 1949
 10 Cal (4) vs. St. Mary's (6), Sept. 24, 1938

MOST PASS COMPLETIONS BY CAL

43 vs. Florida, Sept. 13, 1980
 40 vs. Northwestern, Aug. 31, 2013
 38 vs. BYU, Nov. 29, 2014
 37 at Washington State, Oct. 4, 2014
 37 vs. USC, Nov. 9, 2013
 35 vs. Washington, Oct. 11, 2014
 35 vs. Washington State, Oct. 5, 2013
 35 vs. Arizona, Nov. 2, 1996

FEWEST PASS COMPLETIONS BY CAL

0 Many times. Last vs. Washington State, Sept. 17, 1966

MOST PASS COMPLETIONS - BOTH TEAMS

86 Cal (37) at Washington State (49), Oct. 4, 2014
 76 Cal (35) vs. Washington State (41), Oct. 5, 2013
 70 Cal (24) vs. Colorado (46), Sept. 27, 2014 (2ot)
 68 Cal (32) vs. Oregon State (36), Oct. 19, 2013
 65 Cal (18) at Arizona (47), Sept. 20, 2014

FEWEST PASS COMPLETIONS – BOTH TEAMS

0 Cal (0) vs. Cal Aggies (0), Oct. 8, 1938
 0 Cal (0) vs. Pacific (0), Oct. 8, 1938
 1 Cal (0) vs. Washington (1), Nov. 6, 1937
 1 Cal (0) vs. USF (1), Nov. 6, 1943
 1 Cal (1) vs. Nevada (0), Oct. 27, 1945

MOST INTERCEPTIONS THROWN BY CAL

10 vs. UCLA, Oct. 21, 1978
 8 vs. USC, Nov. 6, 1982
 7 vs. Arizona State, Nov. 2, 1985
 6 vs. Washington, Oct. 28, 1972
 6 vs. Washington, Nov. 10, 1962

MOST INTERCEPTIONS THROWN – BOTH TEAMS

11 Cal (10) vs. UCLA (1), Oct. 21, 1978
 9 Cal (6) vs. Washington (3), Nov. 10, 1962
 8 Many times. Last: Cal (7) vs. Arizona State (1), Nov. 2, 1985

HIGHEST COMPLETION PCT.**(20+ ATTEMPTS) BY CAL**

85.3 at USC (29-34), Oct. 9, 2004
 84.0 vs. Hawaii (21-25), Nov. 27, 1993
 83.9 vs. Arizona (26-31), Sept. 15, 1979
 83.3 at San Jose State (20-24), Sept. 7, 1996
 83.3 vs. UCLA (20-24), Nov. 4, 2006
 83.3 vs. UCLA (25-30), Oct. 6, 2012

LOWEST COMPLETION PCT.**(20+ ATTEMPTS) BY CAL**

17.9 vs. Notre Dame (5-28), Sept. 23, 1967
 20.0 vs. USC (4-20), Oct. 28, 1939
 23.8 vs. Washington (10-42), Oct. 10, 1981
 23.8 vs. Coast Guard (5-21), Nov. 4, 1944
 24.0 vs. USC (6-25), Sept. 29, 1945

HIGHEST COMPLETION PCT.**(20+ ATTEMPTS) – BOTH TEAMS**

74.5 Cal (29-34) at USC (15-35), Oct. 9, 2004
 74.1 Cal (35-46) vs. Arizona (25-35), Nov. 2, 1996 (4ot)
 73.1 Cal (32-47) vs. Oregon State (36-46), Oct. 19, 2013
 72.7 Cal (25-30) vs. UCLA (31-47), Oct. 6, 2012
 72.6 Cal (24-35) vs. Washington State (21-27), Sept. 22, 1990
 72.6 Cal (13-23) vs. USC (32-39), Oct. 30, 1993

TOP 5 SINGLE-GAME RECORDS (continued)

LOWEST COMPLETION PCT.

(20 ATTEMPTS) – BOTH TEAMS

- 27.4 Cal (12-40) vs. Oregon State (8-33), Nov. 9, 1999
- 31.1 Cal (5-21) vs. Coast Guard (14-40), Nov. 4, 1944
- 32.8 Cal (10-34) vs. San Jose State (10-27), Sept. 23, 1972
- 33.3 Cal (8-15) vs. Temple (6-27), Sept. 18, 1993
- 34.8 Cal (13-38) vs. Air Force (3-8), Sept. 21, 2002
- 34.8 Cal (8-20) vs. Oregon State (8-26), Nov. 13, 1954

MOST PASSING YARDS BY CAL

- 527 at Washington State, Oct. 4, 2014
- 521 vs. Washington State, Oct. 5, 2013
- 503 vs. Arizona, Nov. 2, 1996 (4ot)
- 485 vs. Portland State, Sept. 7, 2013
- 460 vs. Northwestern, Aug. 31, 2013

FEWEST PASSING YARDS BY CAL

- 4 vs. USC, Nov. 9, 1946
- 0 Many times. Last vs. Washington State, Sept. 17, 1966

MOST PASSING YARDS - BOTH TEAMS

- 1261 Cal (527) at Washington State (734), Oct. 4, 2014
- 1042 Cal (521) vs. Washington State (521), Oct. 5, 2013
- 921 Cal (503) vs. Arizona (418), Nov. 2, 1996 (4ot)
- 913 Cal (458) vs. Colorado (455), Sept. 27, 2014 (2ot)
- 845 Cal (371) vs. Washington State (474), Sept. 28, 2002

FEWEST PASSING YARDS - BOTH TEAMS

- 6 Cal (0) vs. Washington (6), Nov. 6, 1937
- 7 Cal (7) vs. Nevada (0), Oct. 27, 1945
- 13 Cal (0) vs. St. Mary's Pre-Flight. (13), Nov. 25, 1944
- 34 Cal (0) vs. Stanford (34), Nov. 23, 1940
- 35 Cal (12) vs. USF (23), Nov. 18, 1950

MOST PASSING TOUCHDOWNS BY CAL

- 8 vs. Arizona, Nov. 2, 1996 (4ot)
- 7 vs. Colorado, Sept. 27, 2014 (2ot)
- 6 vs. Pacific, Sept. 7, 1991
- 5 Many times. Last at Washington State, Oct. 4, 2014

MOST PASSING TOUCHDOWNS BOTH TEAMS

- 14 Cal (7) vs. Colorado (7), Sept. 27, 2014 (2ot)
- 11 Cal (5) at Washington State (6), Oct. 4, 2014
- 13 Cal (8) vs. Arizona (5), Nov. 2, 1996 (4ot)
- 9 Cal (4) vs. BYU (5), Nov. 29, 2014
- 9 Cal (5) at Arizona State (4), Nov. 9, 2002
- 9 Cal (6) vs. Pacific (3), Sept. 7, 1991
- 9 Cal (4) vs. Washington State (4), Oct. 22, 2005

PENALTIES

MOST PENALTIES BY CAL

- 21 at Houston, Sept. 6, 1997
- 21 at San Jose State, Sept. 7, 1996
- 19 vs. Oregon State, Oct. 27, 1951
- 18 vs. Washington, Oct. 6, 1973
- 17 vs. Washington, Oct. 9, 1993
- 17 vs. Santa Clara, Sept. 20, 1947

MOST PENALTIES BOTH TEAMS

- 31 Cal (21) at Houston (10), Sept., 6, 1997
- 29 Cal (15) vs. Arizona (14), Nov. 14, 1998
- 29 Cal (13) vs. Washington State (16), Oct. 8, 1955
- 28 Cal (13) vs. Oklahoma (15), Sept. 20, 1997
- 28 Cal (21) at San Jose State (7), Sept. 7, 1996
- 28 Cal (17) vs. Santa Clara (11), Sept. 20, 1947

MOST YARDS PENALIZED BY CAL

- 202 at San Jose State, Sept. 7, 1996
- 194 vs. Washington, Oct. 6, 1973
- 189 at Houston, Sept. 6, 1997
- 178 vs. San Jose State, Oct. 1, 1994
- 172 vs. Oregon State, Oct. 16, 1976
- 172 vs. USC, Oct. 19, 1957
- 172 at Oregon State, Nov. 17, 2012

MOST YARDS PENALIZED – BOTH TEAMS

- 307 Cal (154) vs. Arizona (153), Nov. 14, 1998
- 283 Cal (189) at Houston (94), Sept. 6, 1997
- 279 Cal (130) vs. Oklahoma (149), Sept. 20, 1997
- 276 Cal (117) at USC (159), Nov. 13, 2014
- 272 Cal (152) vs. Oregon State (120), Oct. 13, 1979

POINTS ALLOWED

MOST POINTS IN A GAME ALLOWED

- 66 vs. Alabama, Sept. 15, 1973
- 63 vs. Stanford, Nov. 23, 2013
- 63 at Washington State, Oct. 18, 1997
- 62 vs. USC, Nov. 9, 2013
- 62 at Oregon State, Nov. 17, 2012

MOST POINTS IN A HALF ALLOWED

- 45 vs. Alabama (2nd), Sept. 15, 1973
- 42 vs. Stanford (1st), Nov. 23, 2013
- 42 at USC (1st), Oct. 16, 2010
- 42 at Washington State (1st), Oct. 18, 1997
- 41 vs. Oregon (1st), Sept. 28, 2013
- 41 vs. USC (1st), Nov. 9, 2013

MOST POINTS IN A QUARTER ALLOWED

- 36 at Arizona (4th), Sept. 20, 2014
- 31 at Arizona State (2nd), Nov. 7, 1998
- 29 vs. Washington State (3rd), Sept. 28, 2002
- 29 vs. USC (4th), Nov. 3, 1973
- 28 Many times. Last at USC (2nd), Oct. 16, 2010

FIRST DOWNS ALLOWED

FEWEST TOTAL FIRST DOWNS ALLOWED

- 1 vs. San Jose State, Oct. 5, 1968
- 2 vs. Washington, Oct. 23, 1948
- 3 vs. Presbyterian, Sept. 17, 2011
- 4 vs. UC Davis, Sept. 4, 2010
- 4 vs. USF, Nov. 18, 1950

MOST TOTAL FIRST DOWNS ALLOWED

- 39 vs. Colorado, Sept. 27, 2014 (2ot)
- 37 vs. Arizona State, Oct. 17, 1981
- 35 vs. Missouri, Oct. 5, 1985
- 35 at Oregon State, Nov. 17, 2012
- 32 at USC, Oct. 16, 2010
- 32 vs. Oregon, Nov. 10, 2012

FEWEST FIRST DOWNS RUSHING ALLOWED

- 0 vs. Stanford, Nov. 20, 1993
- 0 vs. San Jose State, Oct. 5, 1968
- 1 Many times. Last vs. Presbyterian, Sept. 17, 2011

MOST FIRST DOWNS RUSHING ALLOWED

- 29 vs. Arizona State, Oct. 17, 1981
- 27 vs. Notre Dame, Sept. 18, 1965
- 24 vs. Washington State, Nov. 16, 1974
- 23 vs. Missouri, Oct. 5, 1981
- 22 Many times. Last vs. Michigan, Oct. 4, 1980

FEWEST FIRST DOWNS PASSING ALLOWED

- 0 Many times. Last vs. Oregon State, Nov. 11, 1972

MOST FIRST DOWNS PASSING ALLOWED

- 26 at Washington State, Oct. 4, 2014
- 26 vs. Colorado, Sept. 27, 2014
- 23 vs. Miami, Sept. 15, 1990
- 21 at Illinois, Sept. 20, 2003
- 20 vs. USC, Oct. 30, 1993

PLAYS ALLOWED

FEWEST PLAYS ALLOWED

- 37 vs. Oregon State, Nov. 1, 1958
- 38 vs. Iowa, Dec. 31, 1993 (Alamo Bowl)
- 38 vs. USF, Nov. 18, 1950
- 38 vs. Washington, Oct. 23, 1948
- 39 vs. Oregon State, Nov. 12, 1955

MOST PLAYS ALLOWED

- 110 vs. Colorado, Sept. 27, 2014 (2ot)
- 106 at Arizona, Sept. 20, 2014
- 101 vs. San Jose State, Sept. 27, 1986
- 98 vs. Arizona State, Oct. 17, 1981
- 96 vs. Washington, Oct. 10, 1981

TOTAL YARDS ALLOWED

FEWEST TOTAL YARDS ALLOWED

- 22 vs. Cal Aggies, Oct. 16, 1937
- 23 vs. Pacific, Oct. 16, 1937
- 40 vs. San Jose State, Oct. 5, 1968
- 43 vs. Cal Aggies, Oct. 8, 1938
- 48 vs. Presbyterian, Sept. 17, 2011

MOST TOTAL YARDS ALLOWED

- 812 at Washington State, Oct. 4, 2014
- 667 vs. Alabama, Sept. 15, 1973
- 646 vs. Navy, Dec. 25, 1996 (Aloha Bowl)
- 642 at Washington, Oct. 25, 2013
- 630 vs. Arizona State, Oct. 17, 1981
- 630 vs. Colorado, Sept. 27, 2014 (2ot)

RUSHING DEFENSE

FEWEST RUSHING ATTEMPTS ALLOWED

- 14 vs. Stanford, Nov. 20, 1993
- 18 at Washington State, Oct. 13, 2012
- 19 vs. Washington State, Oct. 14, 2006
- 20 vs. Arizona, Sept. 15, 2007
- 20 vs. Presbyterian, Sept. 17, 2011

MOST RUSHING ATTEMPTS ALLOWED

- 84 vs. Notre Dame, Sept. 18, 1965
- 79 vs. Colorado, Sept. 13, 1975
- 78 vs. Arizona State, Oct. 17, 1981
- 78 vs. Missouri, Sept. 30, 1972
- 76 vs. Washington State, Nov. 16, 1974
- 76 vs. Washington, Nov. 10, 1962

FEWEST RUSHING YARDS ALLOWED

- 40 vs. San Jose State, Sept. 5, 1992
- 38 vs. Washington State, Nov. 13, 1976
- 17 vs. Oregon, Nov. 16, 1968
- 5 vs. Arizona, Nov. 16, 2002
- 5 vs. Stanford, Nov. 20, 1993
- 5 vs. Oregon, Nov. 4, 1972

MOST RUSHING YARDS ALLOWED

- 532 vs. UCLA, Oct. 21, 1972
- 496 vs. Arizona State, Oct. 17, 1981
- 490 vs. Oklahoma, Sept. 18, 1976
- 455 vs. UCLA, Oct. 27, 1973
- 443 vs. Texas, Sept. 19, 1970

TOP 5 SINGLE -GAME RECORDS (continued)
MOST RUSHING TOUCHDOWNS ALLOWED

8 vs. Texas, Sept. 19, 1970
 7 vs. UCLA, Oct. 23, 1965
 7 vs. Kansas, Nov. 18, 1961
 6 Many times. Last vs. Navy, Dec. 25, 1996
 (Aloha Bowl)

PASSING DEFENSE
MOST PASS ATTEMPTS ALLOWED

74 at Arizona, Sept. 20, 2014
 70 at Washington State, Oct. 4, 2014
 67 vs. Colorado, Sept. 27, 2014 (2ot)
 67 vs. Washington State, Oct. 5, 2013
 63 at Washington State, Oct. 13, 2012
 62 vs. Arizona, Sept. 15, 2007

FEWEST PASS COMPLETIONS ALLOWED

0 Many times. Last vs. Washington, Nov. 7, 1964

MOST PASS COMPLETIONS ALLOWED

49 at Washington State, Oct. 4, 2014
 47 at Arizona, Sept. 20, 2014
 46 vs. Colorado, Sept. 27, 2014 (2ot)
 42 vs. Arizona, Sept. 15, 2007
 41 vs. Washington State, Oct. 5, 2013

MOST INTERCEPTIONS MADE BY CAL

6 vs. Syracuse, Oct. 26, 1968
 6 vs. Washington State, Nov. 16, 1974
 5 Many times. Last vs. Washington, Oct. 21, 2006

**LOWEST COMPLETION
 PERCENTAGE (20+ ATTEMPTS)
 BY AN OPPONENT**

19.0 vs. Alameda Coast Guard (4-21), Nov. 20, 1943
 22.2 vs. Temple (6-27), Sept. 18, 1993
 24.2 vs. Oregon State (8-33), Nov. 6, 1999
 25.0 vs. St. Mary's (5-20), Sept. 24, 1949
 25.0 vs. Washington State (5-20), Nov. 2, 1946
 25.0 vs. Oregon State (5-20), Nov. 18, 1939

**HIGHEST COMPLETION
 PERCENTAGE (20+ ATTEMPTS) ALLOWED**

87.2 vs. Stanford (34-39), Nov. 21, 1959
 84.0 at Stanford (21-25), Nov. 22, 1997
 83.3 at Washington (20-24), Dec. 5, 2009
 82.1 vs. USC (32-39), Oct. 30, 1993
 81.8 at Arizona State (18-22), Nov. 14, 1992

FEWEST PASSING YARDS ALLOWED

0 Many times. Last vs. Washington, Nov. 7, 1964

MOST PASSING YARDS ALLOWED

734 at Washington State. Oct. 4, 2014
 521 vs. Washington State, Oct. 5, 2013
 520 at Arizona, Sept. 20, 2014
 520 vs. Texas Tech, Dec. 30, 2004 (Holiday Bowl)
 513 at Washington State, Sept. 22, 2001
 496 vs. Oregon State, Oct. 19, 2013

MOST PASSING TOUCHDOWNS ALLOWED

7 vs. Colorado, Sept. 27, 2014 (2ot)
 7 vs. Oregon, Nov. 10, 2012
 6 at Washington State, Oct. 4, 2014
 6 at Stanford, Nov. 23, 2013
 5 many times, last vs. BYU, Nov. 29, 2014

OPPONENT PENALTIES
MOST PENALTIES BY OPPONENT

17 vs. Arizona State, Nov. 6, 1993
 16 vs. Washington State, Oct. 8, 1955
 15 vs. Oklahoma, Sept. 20, 1997
 15 vs. USC, Oct. 7, 1995
 15 vs. Notre Dame, Oct. 10, 1959
 15 vs. UCLA, Oct. 20, 1956

MOST YARDS PENALIZED OPPONENT

179 vs. Missouri, Sept. 30, 1972
 176 vs. UCLA, Oct. 20, 1956
 163 vs. Washington, Nov. 14, 1959
 159 at USC, Nov. 13, 2014
 158 vs. Notre Dame, Oct. 10, 1959

TOP 10 PERFORMERS

NOTE: The following records do not include bowl statistics prior to the 2002 season, per NCAA rules.
* all-time followed by modern record

SCORING

CAREER

PLAYER (YEARS)	TD	PAT	2XP	FG	PTS
1. Doug Brien (1991-93)	0	120	0	56	288
2. Duke Morrison (1920-22)	42	22	0	1	277
3. Jim Breech (1974-77)	0	110	0	50	260
4. Tom Schneider (2004-06)	0	158	0	33	257
5. Giorgio Tavecchio (2008-11)	0	112	0	48	256
6. Mark Jensen (1999-2002)	0	109	0	45	244
Robbie Keen (1987-90)	0	103	0	47	244
8. Russell White (1990-92)	40	0	1	0	242
9. Chuck Muncie (1973-75)	37	0	1	0	224
10. Vincenzo D'Amato (2009-13)	0	92	0	40	212

SINGLE-SEASON

PLAYER	YEAR	TD	PAT	FG	PTS
1. Duke Morrison	1922	18	20	1	131
2. Mark Jensen	2002	0	50	19	107
3. Duke Morrison*	1920	17	2	0	104
4. Lindsey Chapman*	1993	17	0	0	102
5. Tyler Fredrickson	2003	0	54	15	99
6. Russell White*	1991	16	1	0	98
Doug Brien*	1991	0	41	19	98
8. Tom Schneider	2006	0	52	15	97
9. Giorgio Tavecchio	2011	0	20	36	96
Shane Vereen	2010	16	0	0	96
Jahvid Best	2009	16	0	0	96
Jahvid Best	2008	16	0	0	96

TOTAL OFFENSE

CAREER

PLAYER (YEARS)	PLAYS	RUSH	PASS	TOTAL	TD
1. Troy Taylor (1986-89)	1479	110	8126	8236	53
2. Kyle Boller (1999-2002)	1576	-169	7980	7811	71
3. Jared Goff (2013-present)	1154	-106	7481	7375	54
4. Pat Barnes (1993-96)	1115	-359	7360	7001	56
5. Rich Campbell (1977-80)	1134	-375	7174	6799	43
6. Nate Longshore (2005-08)	993	-184	6783	6599	55
7. Kevin Riley (2006-10)	992	-46	6182	6136	55
8. Dave Barr (1991-94)	950	-385	6305	5920	49
9. Aaron Rodgers (2003-04)	825	336	5469	5805	51
10. Gale Gilbert (1980-84)	1178	-808	6566	5788	33

SINGLE-SEASON

PLAYER	YEAR	PLAYS	RUSH	PASS	TOTAL
1. Jared Goff	2014	564	-44	3973	3929
2. Jared Goff	2013	590	-62	3508	3446
3. Pat Barnes*	1996	506	-83	3499	3416
4. Aaron Rodgers	2003	435	210	2903	3113
5. Zach Maynard	2011	489	108	2990	3098
6. Nate Longshore	2006	405	-52	3021	2969
7. Kevin Riley	2009	464	464	2901	2901
8. Troy Taylor	1989	481	46	2738	2784
9. Justin Vedder	1997	489	25	2718	2743
10. Kyle Boller	2002	493	-83	2815	2732

SINGLE-GAME

PLAYER (OPPONENT, DATE)	YARDS
1. Pat Barnes vs. Arizona (4ot), Nov. 2, 1996	528
1. Jared Goff at Washington State, Oct. 4, 2014	527
2. Jared Goff vs. Washington State, Oct. 5, 2013	487
4. Jared Goff vs. Portland State, Sept. 7, 2013	484
5. Jared Goff vs. Colorado (2ot), Sept. 27, 2014	446
6. Jared Goff vs. Northwestern, Aug. 31, 2013	432
7. Pat Barnes vs. UCLA, Oct. 26, 1996	430
8. Aaron Rodgers vs. Virginia Tech, Dec. 26, 2003	424
9. Aaron Rodgers at Stanford, Nov. 22, 2003	414
10. Kevin Riley at Maryland, Sept. 13, 2008	400

RUSHING

CAREER YARDS

PLAYER (YEARS)	ATT	YDS	AVG
1. Russell White (1990-92)	663	3367	5.1
2. Marshawn Lynch (2004-06)	490	3230	6.6
3. Justin Forsett (2004-07)	567	3220	5.7
4. Joe Igber (1999-2002)	678	3124	4.6
5. Chuck Muncie (1973-75)	549	3052	5.6
6. Paul Jones (1975, 77-79)	715	2930	4.1
7. Shane Vereen (2008-10)	556	2834	5.1
8. Jahvid Best (2007-09)	364	2668	7.3
9. J.J. Arrington (2003-04)	396	2625	6.6
10. John Olszewski (1950-52)	416	2504	6.0

SINGLE-SEASON YARDS

PLAYER	YEAR	ATT	YDS	AVG	TD
1. J.J. Arrington	2004	289	2018	7.0	15
2. Jahvid Best	2008	194	1580	8.1	15
3. Justin Forsett	2007	305	1546	5.1	15
4. Chuck Muncie	1975	228	1460	6.4	13
5. Marshawn Lynch	2006	223	1356	6.1	11
6. Isi Sofele	2011	252	1322	5.2	10
7. Marshawn Lynch	2005	196	1246	6.4	10
8. Adimchinobe Echemandu	2003	238	1195	5.0	13
9. Russell White*	1991	241	1177	4.9	14
10. Shane Vereen	2010	231	1167	5.1	13

SINGLE-GAME YARDS

PLAYER (OPPONENT, DATE)	YDS	ATT
1. Jahvid Best vs. Washington, Dec. 6, 2008	311	19
2. Jerry Drew vs. Oregon State, Nov. 13, 1954	283	11
3. John Olszewski vs. Washington State, Oct. 13, 1951	269	20
4. J.J. Arrington vs. Southern Miss, Dec. 4, 2004	261	31
5. Justin Forsett vs. New Mexico State, Sept. 23, 2005	235	31
6. Paul Jones vs. Washington State, Nov. 11, 1978	232	46
7. Russell White vs. USC, Nov. 2, 1991	229	23
8. Joe Igber vs. Stanford, Nov. 23, 2002	226	26
9. Russell White vs. San Jose State, Sept. 5, 1992	216	19
10. Chuck Muncie vs. Oregon, Oct. 11, 1975	207	26

CAREER RUSHING TDs

PLAYER (YEARS)	ATT	YDS	AVG	TD
1. Russell White (1990-92)	663	3367	5.1	35
2. Chuck Muncie (1973-75)	549	3052	5.6	32
3. Shane Vereen (2008-10)	556	2834	5.1	29
Jahvid Best (2007-09)	364	2668	7.3	29
Marshawn Lynch (2004-06)	490	3230	6.6	29
4. Justin Forsett (2004-07)	567	3220	5.7	26
7. Paul Jones (1975, 77-79)	715	2930	4.1	22
Lindsey Chapman (1991-93)	444	2190	4.9	22
9. J.J. Arrington (2003-04)	396	2625	6.6	20
10. Joe Igber (1999-2002)	678	3124	4.6	16
John Tuggle (1979-82)	434	1813	4.2	16

SINGLE-SEASON RUSHING TDs

PLAYER	YEAR	ATT	YDS	AVG	TD
1. Jahvid Best	2008	194	1580	8.1	15
Justin Forsett	2007	305	1546	5.1	15
J.J. Arrington	2004	289	2018	7.0	15
4. Lindsey Chapman	1993	207	1037	5.0	14
Russell White	1991	241	1177	4.9	14
6. Shane Vereen	2010	231	1167	5.1	13
Adimchinobe Echemandu	2003	238	1195	5.0	13
Chuck Muncie	1975	228	1460	6.4	13
9. Daniel Lasco	2014	201	1115	5.3	12
Jahvid Best	2009	141	867	6.1	12
Shane Vereen	2009	183	952	5.2	12
Jim Monachino	1949	138	781	5.7	12

TOP 10 PERFORMERS (continued)
100-YARD RUSHING GAMES (CAREER)

PLAYER (YEARS)	YDS	100-YD GAMES
1. Marshawn Lynch (2004-06)	3230	17
2. Chuck Muncie (1973-75)	3052	15
Russell White (1990-92)	3367	15
Justin Forsett (2004-07)	3220	15
5. J.J. Arrington (2003-04)	2625	14
6. Jahvid Best (2007-09)	2668	13
7. Shane Vereen (2008-10)	2834	11
8. John Olszewski (1950-52)	2504	10
Joe Igber (1999-02)	3124	10
10. Isi Sofele (2009-12)	2499	8

PASSING
CAREER PASSING YARDS

PLAYER (YEARS)	COMP	ATT	INT	PCT	YDS	TD
1. Troy Taylor (1986-89)	683	1162	46	58.8	8126	51
2. Kyle Boller (1999-2002)	622	1301	48	47.8	7980	64
3. Jared Goff (2013-present)	636	1040	17	61.2	7481	53
4. Pat Barnes (1993-96)	549	950	26	57.8	7360	54
5. Rich Campbell (1977-80)	599	929	42	64.5	7174	35
6. Nate Longshore (2005-08)	558	936	31	59.6	6783	51
7. Gale Gilbert (1980-84)	548	984	48	55.7	6566	32
8. Dave Barr (1992-94)	502	791	31	63.5	6305	48
9. Kevin Riley (2006-10)	468	844	21	55.5	6182	50
10. Aaron Rodgers (2003-04)	424	665	13	63.8	5469	43

SINGLE-SEASON PASSING YARDS

PLAYER	YEAR	COMP	ATT	INT	PCT	YDS	TD
1. Jared Goff	2014	316	509	7	62.1	3973	35
2. Jared Goff	2013	320	531	10	60.3	3508	18
3. Pat Barnes*	1996	250	420	8	59.5	3499	31
4. Nate Longshore	2006	227	377	13	60.2	3021	24
5. Zach Maynard	2011	231	405	12	57.0	2990	17
6. Aaron Rodgers	2003	215	349	5	61.6	2903	19
7. Kevin Riley	2009	209	382	8	54.7	2850	18
8. Kyle Boller	2002	225	421	10	53.4	2815	28
9. Gale Gilbert	1983	216	365	17	59.2	2769	13
10. Troy Taylor	1989	220	394	12	55.8	2738	16

SINGLE-GAME PASSING YARDS

PLAYER (OPPONENT, DATE)	COMP-ATT	YARDS
1. Jared Goff at Washington State, Oct. 4, 2014	37-53	527
2. Jared Goff vs. Washington State, Oct. 5, 2013	33-59	504
3. Pat Barnes vs. Arizona (4ot), Nov. 2, 1996	35-46	503
4. Jared Goff vs. Portland State, Sept. 7, 2013	33-51	485
5. Jared Goff vs. Colorado (2ot), Sept. 27, 2014	24-42	458
6. Jared Goff vs. Northwestern, Aug. 31, 2013	39-64	450
7. Pat Barnes vs. UCLA, Oct. 26, 1996	26-57	435
8. Kevin Riley at Maryland, Sept. 13, 2008	33-58	423
9. Rich Campbell vs. Florida, Sept. 13, 1980	43-53	421
10. Aaron Rodgers vs. Virginia Tech, Dec. 26, 2003	27-35	394

CAREER PASSING TDs

PLAYER (YEARS)	COMP	ATT	INT	PCT	YDS	TD
1. Kyle Boller (1999-2002)	622	1301	48	47.8	7980	64
2. Pat Barnes (1993-96)	549	950	26	57.8	7360	54
3. Jared Goff (2013-present)	636	1040	17	61.2	7481	53
4. Nate Longshore (2005-08)	558	936	31	59.6	6783	51
Troy Taylor (1986-89)	683	1162	46	58.8	8126	51
6. Kevin Riley (2006-10)	468	844	21	55.5	6182	50
7. Dave Barr (1992-94)	502	791	31	63.5	6305	48
8. Aaron Rodgers (2003-04)	424	665	13	63.8	5469	43
9. Mike Pawlawski (1988-91)	419	703	29	59.6	5181	40
10. Craig Morton (1962-64)	355	641	31	55.4	4501	36

SINGLE-SEASON PASSING TDS

PLAYER	YEAR	COMP	ATT	INT	PCT	YDS	TD
1. Jared Goff	2014	316	509	7	62.1	3973	35
2. Pat Barnes*	1996	250	420	8	59.5	3499	31
3. Kyle Boller	2002	225	421	10	53.4	2815	28
4. Nate Longshore	2006	227	377	13	60.2	3021	24
Aaron Rodgers	2004	209	316	8	66.1	2566	24
6. Dave Barr*	1993	187	275	12	68.0	2619	21
Mike Pawlawski	1991	191	316	13	60.4	2517	21
8. Justin Vedder	1997	221	390	14	56.7	2718	20
9. Aaron Rodgers	2003	215	349	5	61.6	2903	19
Dave Barr	1992	187	275	12	68.0	2619	19

300-YARD PASSING GAMES (CAREER)

PLAYER (YEARS)	300-YD GAMES
1. Jared Goff (2013-present)	12
2. Pat Barnes (1993-96)	10
3. Rich Campbell (1978-80)	6
Troy Taylor (1986-89)	6
5. Aaron Rodgers (2003-04)	5
6. Steve Bartkowski (1972-74)	4
Gale Gilbert (1980-84)	4
Dave Barr (1991-94)	4
9. Justin Vedder (1997-98)	3
10. Kevin Riley (2006-10)	2
Nate Longshore (2005-08)	2
Kyle Boller (1999-2002)	2
Joe Roth (1975-76)	2
Jay Cruze (1971-72)	2

250-YARD PASSING GAMES (CAREER)

PLAYER (YEARS)	250-YD GAMES
1. Jared Goff (2013-present)	17
2. Pat Barnes (1993-96)	14
3. Rich Campbell (1978-80)	13
Troy Taylor (1986-89)	13
5. Dave Barr (1991-94)	12
6. Gale Gilbert (1980-84)	10
Aaron Rodgers (2003-04)	10
8. Nate Longshore (2005-08)	9
Justin Vedder (1997-98)	9
10. Zach Maynard (2011-12)	8
Kevin Riley (2006-10)	8
Kyle Boller (1999-2002)	8

CAREER PASSER EFFICIENCY
(min. 350 attempts)

PLAYER (YEARS)	COMP	ATT	INT	PCT	YDS	TD	EFFIC
1. A. Rodgers (2003-04)	424	665	13	63.8	5469	43	150.3
2. D. Barr (1992-94)	502	791	31	63.5	6305	48	142.6
3. P. Barnes (1993-96)	549	950	26	57.8	7360	54	136.2
4. J. Goff (2013-present)	636	1040	17	61.2	7481	53	135.1
5. R. Campbell (1978-80)	599	929	42	64.5	7174	35	132.7
6. M. Pawlawski (1988-91)	419	703	29	59.6	5181	40	132.0
7. N. Longshore (2005-08)	558	936	31	59.6	6783	51	131.8
8. K. Riley (2007-10)	468	844	21	55.5	6182	50	131.6
9. Z. Maynard (2011-12)	411	701	22	58.6	5204	29	128.4
10. P. Larson (1951-54)	210	368	24	57.1	2986	16	126.1

SINGLE-SEASON PASSER EFFICIENCY
(min. 150 attempts)

PLAYER	YEAR	COMP	ATT	INT	PCT	YDS	TD	EFFIC
1. Dave Barr*	1993	187	275	12	68.0	2619	21	164.5
2. Aaron Rodgers	2004	209	316	8	66.1	2566	24	154.3
3. Pat Barnes*	1996	250	420	8	59.5	3499	31	150.1
4. Jared Goff	2014	316	509	7	62.1	3973	35	147.6
5. Aaron Rodgers	2003	215	349	5	61.6	2903	19	146.6
6. Nate Longshore	2006	227	377	13	60.2	3021	24	141.6
7. Mike Pawlawski*	1991	191	316	13	60.4	2517	21	141.1
8. Kevin Riley	2010	111	185	6	60.0	1409	13	140.7
9. Joe Roth	1975	126	226	7	55.8	1880	14	139.9
10. Rich Campbell*	1979	241	360	12	66.9	2859	15	139.5

TOP 10 PERFORMERS (continued)

RECEIVING

CAREER RECEPTIONS

PLAYER (YEARS)	NO	YDS	AVG	TD
1. Keenan Allen (2010-12)	205	2570	12.5	17
2. Geoff McArthur (2000-04)	202	3188	15.8	20
3. Dameane Douglas (1995-98)	195	2335	12.0	13
4. Bobby Shaw (1994-97)	180	2731	15.2	27
5. Brian Treggs (1988-91)	167	2335	14.0	15
6. Na'il Benjamin (1993-96)	165	2196	13.3	13
7. DeSean Jackson (2005-07)	162	2423	15.0	22
8. Chris Harper (2012-14)	159	1969	12.4	13
9. Robert Jordan (2004-07)	156	2047	13.1	13
Marvin Jones (2008-11)	156	2270	14.6	13

SINGLE-SEASON RECEPTIONS

PLAYER	YEAR	NO	YDS	AVG	TD
1. Dameane Douglas	1998	100	1150	11.5	4
2. Keenan Allen	2011	98	1343	13.7	6
3. Geoff McArthur	2003	85	1504	17.7	10
4. Bryce Treggs	2013	77	751	9.8	1
5. Bobby Shaw	1997	75	1093	14.6	10
6. Lavelle Hawkins	2007	72	872	12.1	6
7. Chris Harper	2013	70	852	12.2	5
8. DeSean Jackson	2007	65	762	11.7	6
Sean Dawkins	1992	65	1070	16.5	14
10. Marvin Jones	2011	62	846	13.6	3

SINGLE-GAME RECEPTIONS

PLAYER (OPPONENT, DATE)	NO	YDS
1. Geoff McArthur at Stanford, Nov. 22, 2003	16	245
2. Dameane Douglas at Oregon State, Oct. 31, 1998	15	140
3. Chris Harper vs. Washington State, Oct. 5, 2013	14	231
4. Bryce Treggs vs. Northwestern, Aug. 31, 2013	13	145
Keenan Allen vs. USC, Oct. 13, 2011	13	160
Dameane Douglas vs. Stanford, Nov. 21, 1998	13	124
Dameane Douglas at USC, Oct. 10, 1998	13	151
Iheanyi Uwaezuoke at Washington, Nov. 12, 1994	13	162
Jack Schraub vs. Illinois, Sept. 28, 1964	13	132
10. Kenny Lawler vs. BYU, Nov. 29, 2014	12	138
Marvin Jones at Nevada, Sept. 17, 2010	12	161
Dameane Douglas at Arizona, Nov. 15, 1997	12	143
Bobby Shaw vs. UCLA, Oct. 26, 1996	12	168
Wayne Stewart vs. Colorado, Sept. 28, 1968	12	144

CAREER RECEIVING YARDS

PLAYER	NO	YARDS
1. Geoff McArthur (2000-04)	202	3188
2. Bobby Shaw (1994-97)	180	2731
3. Keenan Allen (2010-12)	205	2570
4. DeSean Jackson (2005-07)	162	2423
5. Brian Treggs (1988-91)	167	2335
Dameane Douglas (1995-98)	195	2335
7. Marvin Jones (2008-11)	156	2270
8. Wesley Walker (1973-76)	86	2206
9. Na'il Benjamin (1993-96)	165	2196
10. Sean Dawkins (1990-92)	129	2124

SINGLE-SEASON RECEIVING YARDS

PLAYER	YEAR	NO	YARDS
1. Geoff McArthur	2003	85	1504
2. Keenan Allen	2011	98	1343
3. Dameane Douglas	1998	100	1150
4. Bobby Shaw	1997	75	1093
5. Sean Dawkins	1992	65	1070
6. DeSean Jackson	2006	59	1060
7. Mike Caldwell	1993	55	962
8. Steve Rivera	1974	56	938
9. Bobby Shaw	1996	58	888
10. Lavelle Hawkins	2007	72	872

SINGLE-GAME RECEIVING YARDS

PLAYER (OPPONENT, DATE)	YDS	NO
1. Wesley Walker vs. San Jose State, Oct. 2, 1976	289	8
2. Geoff McArthur at Stanford, Nov. 22, 2003	245	16
3. Chris Harper vs. Washington State, Oct. 5, 2013	231	14
4. Steve Rivera vs. Stanford, Nov. 23, 1974	205	9
5. Bobby Shaw at Houston, Sept. 6, 1997	204	11
6. Keenan Allen at Washington, Sept. 24, 2011	197	10
7. Steve Sweeney vs. Oregon State, Oct. 9, 1971	195	7
8. Lavelle Hawkins vs. Oregon State, Oct. 13, 2007	192	9
Robert Jordan at Washington, Sept. 10, 2005	192	11
10. Steve Rivera vs. Washington, Nov. 8, 1975	183	10

CAREER RECEIVING TDS

PLAYER (YEARS)	NO	YDS	AVG	TD
1. Sean Dawkins (1990-92)	129	2124	16.5	31
2. Bobby Shaw (1994-97)	180	2731	15.2	27
3. Wesley Walker (1973-76)	86	2206	25.7	23
4. DeSean Jackson (2005-07)	162	2423	15.0	22
5. Steve Sweeney (1970-72)	132	2043	15.5	21
6. Geoff McArthur (2000-04)	202	3188	15.8	20
7. Keenan Allen (2010-12)	205	2570	12.5	17
8. Brian Treggs (1988-91)	167	2335	14.0	15
9. Kenny Lawler (2013-present)	91	1048	11.5	14
10. Chris Harper (2012-14)	159	1969	12.4	13
Marvin Jones (2008-11)	156	2270	14.6	13
Robert Jordan (2004-07)	156	2047	13.1	13
Dameane Douglas (1995-98)	195	2335	12.0	13
Na'il Benjamin (1993-96)	165	2196	13.3	13
Mike Caldwell (1989-93)	139	1999	14.4	13

SINGLE-SEASON RECEIVING TDS

PLAYER	YEAR	NO	YDS	AVG	TD
1. Sean Dawkins	1992	65	1070	16.5	14
2. Steve Sweeney	1972	52	785	15.1	13
3. Bobby Shaw	1997	75	1093	14.6	10
Geoff McArthur	2003	85	1504	17.7	10
5. Kenny Lawler	2014	54	701	13.0	9
Bobby Shaw	1996	58	888	15.3	9
DeSean Jackson	2006	59	1060	18.0	9
7. Cameron Morrah	2008	27	326	12.1	8
8. Jim Hanifan	1954	44	569	12.9	7
Mike Caldwell	1993	55	962	17.5	7
Jonathan Makonnen	2002	54	682	12.6	7
Geoff McArthur	2004	57	862	15.1	7
DeSean Jackson	2005	38	601	15.8	7

100-YARD RECEIVING GAMES (CAREER)

PLAYER (YEARS)	100-YD GAMES
1. Bobby Shaw (1994-97)	11
Geoff McArthur (2000-04)	11
3. DeSean Jackson (2005-07)	9
4. Wesley Walker (1973-76)	8
Dameane Douglas (1995-98)	8
6. Keenan Allen (2010-12)	7
7. Marvin Jones (2008-11)	6
Sean Dawkins (1990-92)	6
Brian Treggs (1988-91)	6
Steve Sweeney (1970-72)	6

PUNTING

CAREER AVERAGE

PLAYER (YEARS)	NO	YDS	AVG
1. Scott Tabor (1986-87)	118	5187	44.0
2. Bryan Anger (2008-11)	255	11094	43.5
3. Nick Harris (1997-2000)	322	13621	42.30
4. Robbie Keen (1987-90)	184	7775	42.26
5. Dan Melville (1977-78)	101	4233	41.91
6. Ryan Longwell (1993-96)	257	10763	41.88
7. Bill Armstrong (1972)	64	2676	41.8
8. Andrew Larson (2006-07)	110	4592	41.75
9. Chris Noonan (1991-92)	110	4586	41.69
10. David Lonie (2004-05)	108	4438	41.1

TOP 10 PERFORMERS (continued)
SINGLE-SEASON AVERAGE

PLAYER	YEAR	NO	YDS	AVG
1. Bryan Anger	2010	62	2825	45.6
2. Scott Tabor	1987	66	2993	45.3
3. Ryan Longwell*	1996	60	2714	45.2
4. Nick Harris	1999	85	3795	44.6
5. Bryan Anger	2011	53	2345	44.2
6. Robbie Keen	1989	59	2565	43.5
7. Bryan Anger	2008	71	3063	43.1
8. Cole Leininger	2013	69	2958	42.9
9. Chris Noonan	1992	60	2557	42.7
10. Andrew Larson	2006	49	2087	42.6

PUNT RETURNS
CAREER AVERAGE

PLAYER (YEARS)	NO	YDS	AVG	TD
1. DeSean Jackson (2005-07)	38	633	16.7	6
2. Jeremy Ross (2007-10)	31	471	15.2	1
3. Paul Keckley (1946-48)	35	453	12.9	0
4. Jemeel Powell (1999-2002)	57	724	12.70	3
5. Tim Mixon (2003-05)	56	710	12.68	1
6. Jerry Bradley (1964-66)	53	662	12.5	2
7. Keenan Allen (2010-12)	33	252	12.0	1
8. Carl Van Heuit (1949-50)	38	422	11.1	0
9. Bill Main (1946-48)	26	285	11.0	0
10. Paul Larson (1952-54)	42	450	10.7	1

SINGLE-SEASON AVERAGE

PLAYER	YEAR	NO	YDS	AVG	TD
1. DeSean Jackson	2006	25	455	18.20	4
2. Jemeel Powell	2000	12	218	18.17	1
3. Paul Keckley*	1948	16	245	15.3	0
4. Tim Mixon	2005	24	357	14.9	1
5. Keenan Allen	2012	15	212	14.1	1
6. Jerry Bradley	1966	23	296	12.9	2
7. Jeremy Ross	2010	22	279	12.68	0
8. Carl Van Heuit*	1949	18	228	12.67	0
9. Syd'Quan Thompson	2008	28	344	12.3	1
10. Jerry Bradley	1965	18	220	12.22	0

KICK RETURNS
(min. 20 attempts)
CAREER AVERAGE

PLAYER (YEARS)	NO	YDS	AVG	TD
1. Jahvid Best (2007-09)	32	844	26.3	0
2. Isaac Curtis (1970-71)	41	1036	25.3	0
3. Deltha O'Neal (1996-99)	99	2472	24.9	2
4. Russell White (1990-92)	49	1212	24.7	1
5. Jim Blakeney (1962-64)	44	1081	24.2	1
6. LaShaun Ward (1999-2002)	45	1086	24.1	1
7. Tom Blanchfield (1962-64)	37	879	23.8	0
8. Adamchinobe Echemandu (1999-2003)	22	516	23.5	0
9. Jerry Bradley (1964-66)	25	585	23.4	0
10. Tyrone Edwards (1991-94)	32	746	23.3	0

SINGLE-SEASON AVERAGE

PLAYER	YEAR	NO	YDS	AVG	TD
1. Trevor Davis	2014	13	424	32.6	2
2. Frank Brunk*	1949	10	295	29.5	1
3. Tom Blanchfield	1963	16	470	29.4	0
4. Deltha O'Neal	1999	19	555	29.2	1
5. LaShaun Ward	2002	28	809	28.9	1
6. Paul Larson	1954	10	285	28.5	0
7. Frank Porto	1942	14	398	28.42	0
8. Deltha O'Neal	1998	22	624	28.36	0
9. Jim Blakeney	1963	14	397	28.35	1
10. Darrin Greer	1987	19	532	28.3	0

INTERCEPTIONS
CAREER

PLAYER (YEARS)	NO	YDS	AVG	TD
1. Ken Wiedemann (1967-69)	16	184	11.5	2
2. Daymeion Hughes (2003-06)	15	344	22.9	4
3. Ray Youngblood (1969-71)	12	84	7.0	0
Paul Larson (1951-54)	12	163	13.6	0
Paul Keckley (1946-48)	12	158	13.2	1
6. Deltha O'Neal (1996-99)	11	352	32.0	5
Ron Coccimiglio (1978-80)	11	227	20.6	0
8. Jemeel Powell (1999-2002)	10	66	6.6	1
Chris Cannon (1988-92)	10	79	7.9	0
Anthony Green (1975-77)	10	176	17.6	0
Ken Moulton (1963-65)	10	27	2.7	0
Matt Hazeltine (1951-54)	10	90	9.0	0

SINGLE-SEASON

PLAYER	YEAR	NO	YDS	AVG	TD
1. Deltha O'Neal	1999	9	280	31.1	4
2. Daymeion Hughes	2006	8	113	14.1	2
3. Ken Wiedemann	1968	7	69	9.9	0
Jim Hunt	1964	7	65	9.3	0
Paul Keckley*	1948	7	54	7.7	0
Jackie Jensen	1947	7	114	16.3	0
Joe Stuart	1944	7	NA	NA	1
8. David Ortega	1987	6	36	6.0	0
Anthony Washington	1978	6	224	37.3	2
Herman Edwards	1974	6	34	5.7	1
Clarence Duren	1971	6	47	7.8	0
Ray Youngblood	1970	6	51	8.5	0
Ken Wiedemann	1967	6	91	15.2	1
Wayne Stewart	1966	6	146	24.3	2
Paul Larson	1953	6	102	17.0	0

ALL-PURPOSE YARDAGE
CAREER

PLAYER (YEARS)	RUSH	REC	RET	TOTAL
1. Deltha O'Neal (1996-99)	685	319	3991	4998
2. Russell White (1990-92)	3367	364	1212	4943
3. Marshawn Lynch (2004-06)	3230	600	744	4574
4. Chuck Muncie (1973-75)	3052	1085	57	4194
5. Shane Vereen (2008-10)	2834	674	561	4069
6. Jahvid Best (2007-09)	2668	533	844	4045
7. Joe Igber (1999-2002)	3124	755	0	3879
8. Na'il Benjamin (1993-96)	145	2196	1495	3836
9. Justin Forsett (2004-07)	3220	386	162	3768
10. Paul Jones (1975, 77-79)	2930	733	63	3726

SINGLE-SEASON

PLAYER	YEAR	RUSH	REC	RET	TOTAL
1. Jahvid Best	2008	1580	246	421	2247
2. J.J. Arrington	2004	2018	121	0	2139
3. Chuck Muncie	1975	1460	392	19	1871
4. Lavelle Hawkins	2007	60	872	922	1854
5. Marshawn Lynch	2006	1356	328	101	1785
6. Shane Vereen	2009	952	244	561	1757
7. Russell White*	1990	1000	127	629	1756
8. Justin Forsett	2007	1546	202	0	1748
9. Russell White*	1991	1177	139	408	1724
10. Marshawn Lynch	2005	1246	125	271	1642

TOP 10 PERFORMERS (continued)

TACKLES

CAREER

PLAYER (YEARS)	NO
1. David Ortega (1986-89)	525
2. Hardy Nickerson (1983-86)	501
3. Jerrott Willard (1991-94)	469
4. Mike Mohamed (2007-10)	340
5. Ron Rivera (1980-83)	336
6. Eddie Walsh (1980-83)	288
7. Steve Hendrickson (1985-88)	286
8. Majett Whiteside (1985-88)	268
9. Mychal Kendrick (2008-11)	259
10. Donnie McCleskey (2002-05)	258

SINGLE-SEASON

PLAYER	YEAR	NO
1. Hardy Nickerson	1985	167
2. David Ortega	1989	159
3. Jerrott Willard*	1993	147
4. David Ortega	1987	142
5. Hardy Nickerson	1984	141
6. Ron Rivera	1983	138
7. Steve Hendrickson	1988	134
8. Jerrott Willard	1992	133
9. Hardy Nickerson	1986	132
David Ortega	1988	132

SACKS

CAREER

PLAYER (YEARS)	NO
1. Andre Carter (1997-2000)	31.0
2. Regan Upshaw (1993-95)	28.0
3. Tully Banta-Cain (1999-2002)	26.5
4. Mawuko Tugbenyoh (1996-99)	25.0
5. Brandon Whiting (1994-97)	24.5
6. Zack Follett (2005-08)	23.5
6. Ron Rivera (1980-83)	22.0
7. Ryan Riddle (2003-04)	21.0
8. Joel Dickson (1986-90)	20.0
10. Sekou Sanyika (1996-99)	19.5
Natu Tuatagaloa (1985-88)	19.5

SINGLE-SEASON

PLAYER	YEAR	NO
1. Ryan Riddle	2004	14.5
2. Andre Carter	2000	13.5
3. Tully Banta-Cain	2002	13.0
Ron Rivera	1983	13.0
5. Mawuko Tugbenyoh	1999	12.5
6. Tom Canada	2002	12.0
7. Regan Upshaw	1994	11.0
8. Zack Follett	2008	10.5
Duane Clemons	1995	10.5
10. Andre Carter	1999	10.0

SINGLE-GAME

PLAYER (OPPONENT, DATE)	NO
1. Tully Banta-Cain vs. New Mexico State, Sept. 7, 2002	4.5
2. Tully Banta-Cain vs. Rutgers, Nov. 23, 2001	4.0
Mawuko Tugbenyoh vs. USC, Oct. 30, 1999	4.0
4. Wendell Hunter vs. Illinois, Sept. 20, 2003	3.0
Ryan Riddle vs. Southern Miss, Aug. 30, 2003	3.0
Tom Canada vs. Stanford, Nov. 23, 2002	3.0
Daniel Nwangwu vs. UCLA, Oct. 20, 2001	3.0
Andre Carter vs. Arizona State, Oct. 7, 2000	3.0
Sekou Sanyika vs. USC, Oct. 10, 1998	3.0
John McLaughlin vs. Houston, Sept. 5, 1998	3.0
Andy Jacobs vs. San Diego State, Sept. 14, 1996	3.0

TACKLES FOR LOSS

CAREER

PLAYER (YEARS)	NO
1. Sekou Sanyika (1996-99)	63.0
2. Andre Carter (1997-2000)	55.0
3. Jerrott Willard (1991-94)	54.0
4. Tully Banta-Cain (1999-2002)	52.0
5. Zack Follett (2005-08)	51.0
6. Regan Upshaw (1993-95)	49.0
7. Matt Beck (1996-99)	48.0
8. Ron Rivera (1980-83)	47.5
9. Andy Jacobs (1993-96)	38.5
10. Mawuko Tugbenyoh (1996-99)	37.0

SINGLE-SEASON

PLAYER	YEAR	NO
1. Ron Rivera	1983	26.5
2. Duane Clemons	1995	26.0
3. Zack Follett	2008	23.0
Sekou Sanyika	1998	23.0
5. Tully Banta-Cain	2002	22.0
6. Matt Beck	1997	21.0
7. Regan Upshaw	1994	20.5
Scott Roseman	1992	20.5
9. Andre Carter	2000	20.0
Andre Carter	1999	20.0

PASS BREAKUPS

CAREER

PLAYER (YEARS)	NO
1. Syd'Quan Thompson (2006-09)	36
2. Chidi Iwuoma (1997-2000)	35
3. Harrison Smith (2002-05)	32
4. Daymeion Hughes (2003-06)	29
5. Jemeel Powell (1999-2002)	27
6. Steve Williams (2010-12)	25
Darian Hagan (2007-10)	25
Donnie McCleskey (2002-05)	25
John Hardy (1986-90)	25
10. Josh Hill (2008-12)	24

SINGLE-SEASON

PLAYER	YEAR	NO
1. Darian Hagan	2008	18
Syd'Quan Thompson	2008	18
Harrison Smith	2004	18
4. Jemeel Powell	2000	16
5. Donnie McCleskey	2003	13
John Hardy	1990	13
7. Marc Anthony	2011	12
Daymeion Hughes	2005	12
Issac Booth	1993	12
10. Steve Williams	2011	11
Daymeion Hughes	2006	11
Chidi Iwuoma	2000	11
Deltha O'Neal	1999	11
Chidi Iwuoma	1998	11
David Wilson	1991	11

YEARLY INDIVIDUAL LEADERS

SCORING

YEAR	PLAYER	TD	1XP	2XP	FG	TP
2014	James Langford	0	56-57	0	11-17	89
2013	Vincenzo D'Amato	0	31-32	0	17-20	82
2012	Vincenzo D'Amato	0	30-33	0	16-23	78
2011	Giorgio Tavecchio	0	36-42	0	20-23	96
2010	Shane Vereen	16	0-0	0	0-0	96
2009	Jahvid Best	16	0-0	0	0-0	96
2008	Jahvid Best	16	0-0	0	0-0	96
2007	Justin Forsett	15	0-0	0	0-0	90
2006	Tom Schneider	0	52-52	0	15-20	97
2005	Tom Schneider	0	50-52	0	9-16	77
2004	J.J. Arrington	15	0-0	0	0-0	90
2003	Tyler Fredrickson	0	54-54	0	15-30	99
2002	Mark Jensen	0	50-51	0	19-27	107
2001	Mark Jensen	0	22-22	0	11-14	55
2000	Mark Jensen	0	25-26	0	11-16	58
1999	Deltha O'Neal	6	0-0	0	0-0	36
1998	Marcus Fields	6	0-0	0	0-0	36
1997	Bobby Shaw	10	0-0	0	0-0	60
1996	Ryan Longwell	0	37-38	0	11-16	70
1995	Ryan Longwell	0	21-23	0	12-17	57
1994	Ryan Longwell	0	20-21	0	8-22	44
1993	Lindsey Chapman	17	0-0	0	0-0	102
1992	Sean Dawkins	14	0-0	0	0-0	84
1991	Russell White	16	0-0	1	0-0	98
	Doug Brien	0	41-43	0	19-28	98
1990	Russell White	14	0-0	0	0-0	84
1989	Robbie Keen	0	19-20	0	9-16	46
1988	Robbie Keen	0	23-23	0	21-25	86
1987	Chris Richards	8	0-0	0	0-0	48
1986	Leland Rix	0	8-11	0	12-16	44
1985	Leland Rix	0	18-20	0	9-16	45
1984	Tom Gandsey	0	12-13	0	10-16	42
1983	Randy Pratt	0	24-24	0	22-27	90
1982	Joe Cooper	0	23-24	0	11-23	56
1981	Joe Cooper	0	21-21	0	6-12	39
1980	Mick Luckhurst	0	18-20	0	14-17	60
1979	Mick Luckhurst	0	28-28	0	9-15	55
1978	Joe Cooper	0	26-27	0	8-17	50
1977	Jim Breech	0	34-34	0	16-27	82
1976	Jim Breech	0	24-25	0	16-24	72
1975	Chuck Muncie	15	0-0	0	0-0	90
1974	Chuck Muncie	11	0-0	1	0-0	68
1973	Chuck Muncie	12	0-0	0	0-0	72
1972	Steve Sweeney	13	0-0	0	0-0	78
1971	Steve Kemnitzner	8	0-0	0	0-0	48
1970	Randy Wersching	0	28-31	0	12-24	64
1969	Randy Wersching	0	19-19	0	13-20	58
1968	Gary Fowler	10	0-0	0	0-0	60
1967	Ron Miller	0	17-17	0	6-15	35
1966	Jerry Bradley	7	0-0	0	0-0	42
1965	Don Sinclair	0	14-16	0	5-7	29
1964	Tom Blanchfield	5	13-17	0	3-10	52
1963	Tom Blanchfield	4	15-18	0	2-2	45
1962	Bill Turner	6	0-0	0	0-0	36
1961	Randy Gold	4	0-0	1	0-0	26
1960	George Pierovich	5	0-0	0	0-0	30
1959	Grover Garvin	4	0-0	0	0-0	24
1958	Jack Hart	8	0-0	5	0-0	58
1957	Jack Hart	6	0-0	0	0-0	36
1956	Jack Hart	6	0-0	0	0-0	36
1955	John Wilson	5	0-0	0	0-0	30
1954	Paul Larson	5	16-23	0	1-1	49
1953	Al Talley	11	0-0	0	0-0	66
1952	John Olszewski	7	0-0	0	0-0	42
	Don Johnson	7	0-0	0	0-0	42
	Bill Powell	7	0-0	0	0-0	42
1951	Don Robison	9	0-0	0	0-0	54
1950	Pete Schabarum	11	0-0	0	0-0	66
1949	Jim Monachino	15	0-0	0	0-0	90
1948	Jack Swaner	12	0-0	0	0-0	72
1947	Jack Swaner	5	0-0	0	0-0	30
	Bill Montagne	5	0-0	0	0-0	30
	Ted Kenfield	5	0-0	0	0-0	30
1946	Bill Main	3	0-0	0	0-0	18
	Jackie Jensen	3	0-0	0	0-0	18

2001	Terrell Williams	160	688	4.3	4
2000	Joe Igber	195	901	4.6	5
1999	Joe Igber	148	694	4.7	2
1998	Marcus Fields	163	734	4.5	4
1997	Tarik Smith	162	636	3.9	7
1996	Brandon Willis	187	701	3.7	5
1995	Reynard Rutherford	191	868	4.5	6
1994	Reynard Rutherford	163	713	4.4	4
1993	Lindsey Chapman	207	1037	5.0	14
1992	Russell White	206	1069	5.2	9
1991	Russell White	241	1177	4.9	14
1990	Anthony Wallace	220	1002	4.6	5
1989	Anthony Wallace	150	606	4.0	2
1988	Chris Richards	162	729	4.5	5
1987	Chris Richards	157	668	4.3	8
1986	Marc Hicks	98	357	3.6	1
1985	Ed Barbero	126	586	4.7	3
1984	Ed Barbero	120	554	4.6	1
1983	Ron Story	124	435	3.5	2
1982	John Tuggle	143	538	3.8	6
1981	John Tuggle	110	486	4.4	5
1980	John Tuggle	136	580	4.3	4
1979	Paul Jones	214	888	4.1	6
1978	Paul Jones	212	801	3.8	7
1977	Paul Jones	189	805	4.3	6
1976	Tom Newton	137	546	4.0	6
1975	Chuck Muncie	228	1460	6.4	13
1974	Chuck Muncie	164	791	4.8	8
1973	Chuck Muncie	157	801	5.1	11
1972	Steve Kemnitzner	103	434	4.2	2
1971	Steve Kemnitzner	157	686	4.4	8
1970	Stan Murphy	165	603	3.7	4
1969	Gary Fowler	157	741	4.7	5
1968	Gary Fowler	162	665	4.1	9
1967	Paul Williams	116	432	3.7	1
1966	Rick Bennett	96	319	3.3	0
1965	Tom Relles	133	485	3.6	2
1964	Tom Relles	145	519	3.6	0
1963	Tom Blanchfield	78	387	5.0	2
1962	Alan Nelson	73	334	4.6	1
1961	Alan Nelson	59	331	5.6	2
1960	Steve Bates	82	384	4.7	4
1959	Walt Arnold	76	351	4.6	3
1958	Joe Kapp	152	616	4.1	5
1957	Jack Hart	101	396	3.9	5
1956	Herb Jackson	97	462	4.8	3
1955	Ted Granger	83	379	4.6	4
1954	Jerry Drew	77	715	9.3	6
1953	Don Marks	71	469	6.6	5
1952	John Olszewski	160	845	5.3	7
1951	John Olszewski	89	651	7.3	3
1950	John Olszewski	167	1008	6.0	4
1949	Jim Monachino	138	781	5.7	12
1948	Jackie Jensen	148	1080	7.3	7
1947	Johnny Graves	66	466	7.1	4
1946	Jackie Jensen	51	189	3.7	2

1981	J. Torchio	155	363	12	42.7	2112	9
1980	Rich Campbell	193	273	11	70.7	2026	6
1979	Rich Campbell	216	322	12	67.1	2618	13
1978	Rich Campbell	164	293	19	56.0	2281	14
1977	Charlie Young	135	249	13	54.2	1875	12
1976	Joe Roth	154	295	18	52.2	1789	7
1975	Joe Roth	126	226	7	55.8	1880	14
1974	Steve Bartkowski*	182	325	7	56.0	2580	12
1973	Vince Ferragamo	82	170	12	48.2	1014	5
1972	Steve Bartkowski	70	165	13	42.4	944	4
1971	Jay Cruze	119	242	16	49.2	1284	6
1970	Dave Penhall	118	227	13	52.0	1785	10
1969	Dave Penhall	76	145	6	52.4	874	2
1968	Randy Humphries	98	207	15	47.3	1247	6
1967	Barry Bronk	65	146	2	44.5	708	9
1966	Barry Bronk	84	183	11	45.9	965	7
1965	Jim Hunt	26	63	7	41.3	383	2
1964	Craig Morton	185	308	9	60.1	2121	13
1963	Craig Morton	101	207	12	48.8	1475	14
1962	Craig Morton	69	126	10	54.8	905	9
1961	Randy Gold	41	81	3	50.6	403	4
1960	Randy Gold	65	117	7	55.6	696	2
1959	Wayne Crow	26	67	9	38.8	379	3
1958	Joe Kapp	64	114	6	56.1	775	3
1957	Joe Kapp	38	77	10	49.4	580	4
1956	Joe Kapp	52	112	13	46.4	667	1
1955	Hugh Maguire	38	80	8	47.5	564	3
1954	Paul Larson*	125	195	8	64.1	1537	10
1953	Paul Larson	85	171	16	49.7	1431	6
1952	Bill Mais	30	53	7	56.6	541	2
1951	Bill Mais	46	110	10	41.8	758	6
1950	Jim Marinos	28	49	3	57.1	383	3
1949	Bob Celeri	49	117	12	41.0	1081	9
1948	Bob Celeri	27	69	9	39.1	470	3
1947	Bob Celeri	35	103	16	33.9	635	6
1946	Dick Erickson	6	23	5	26.1	156	1

*NCAA leader

RECEIVING

YEAR	PLAYER	NO	YDS	AVG	TD
2014	Kenny Lawler	54	701	13.0	9
2013	Chris Harper	70	852	12.2	5
2012	Keenan Allen	61	737	12.1	6
2011	Keenan Allen	98	1343	13.7	6
2010	Marvin Jones	50	765	15.3	4
2009	Marvin Jones	43	651	15.1	6
2008	Nyan Boateng	29	439	15.1	5
2007	Lavelle Hawkins	72	872	12.1	6
2006	DeSean Jackson	59	1060	18.0	9
2005	DeSean Jackson	38	601	15.8	7
2004	Geoff McArthur	57	862	15.1	7
2003	Geoff McArthur	85	1504	17.7	10
2002	Jonathan Makonnen	54	682	12.6	7
2001	Charon Arnold	53	606	11.4	3
2000	Derek Swafford	25	335	13.4	3
1999	Vacated				
1998	Dameane Douglas	100	1150	11.5	4
1997	Bobby Shaw	75	1093	14.6	10
1996	Bobby Shaw	58	888	15.3	9
1995	Na'il Benjamin	52	594	11.4	5
1994	Iheanyi Uwaezuoke	56	716	12.8	5
1993	Mike Caldwell	55	962	17.5	7
1992	Sean Dawkins	65	1070	16.5	14
1991	Brian Treggs	43	643	15.0	4
1990	Brian Treggs	45	564	12.5	6
1989	Brian Treggs	54	746	13.8	4
1988	Todd Powers	45	378	8.4	0
1987	Brian Bedford	39	515	13.2	4
1986	James Devers	40	582	14.6	0
1985	Vince Delgado	30	358	11.9	2
1984	Dwight Garner	46	376	8.2	1
1983	Rance McDougald	46	797	17.3	5
1982	David Lewis	54	715	13.2	6
1981	Mariet Ford	45	600	13.3	2
1980	Matt Bouza	44	651	14.8	2
1979	Matt Bouza	52	717	13.8	4
1978	Holden Smith	26	641	24.7	5
1977	Jesse Thompson	51	797	15.6	5
1976	Jesse Thompson	37	411	11.1	2
1975	Steve Rivera	57	790	13.9	4
1974	Steve Rivera	56	938	16.	

YEARLY INDIVIDUAL LEADERS (continued)

YEAR	PLAYER	NO	YDS	AVG	LG
1960	George Pierovich	12	90	7.5	1
1959	Gael Barsotti	6	111	18.5	1
1958	Jack Hart	32	395	12.3	2
1957	Jack Hart	13	276	21.2	1
1956	Norm Becker	22	313	14.2	3
1955	Roger Ramseier	17	209	12.3	0
1954	Jim Hanifan	44	569	12.9	7
1953	Jim Hanifan	19	247	13.0	0
1952	Don Johnson	10	142	14.2	0
1951	Dave Hood	18	215	11.9	3
1950	John Olszewski	9	109	12.1	1
1949	Dan Begovich	14	275	19.6	3
1948	John Cunningham	14	222	15.9	1
1947	Frank Van Deren	15	302	20.1	3
1946	John Cunningham	8	143	17.9	2

PUNTING

YEAR	PLAYER	NO	YDS	AVG	LG
2014	Cole Leininger	52	2072	39.8	59
2013	Cole Leininger	69	2958	42.9	70
2012	Cole Leininger	60	2395	39.9	61
2011	Bryan Anger	53	2345	44.2	64
2010	Bryan Anger	62	2825	45.6	71
2009	Bryan Anger	69	2861	41.5	72
2008	Bryan Anger	71	3063	43.1	76
2007	Andrew Larson	61	2505	41.1	73
2006	Andrew Larson	49	2087	42.6	72
2005	David Lonie	61	2559	42.0	56
2004	David Lonie	47	1879	40.0	61
2003	Tyler Fredrickson	57	2281	40.0	58
2002	Tyler Fredrickson	62	2450	39.5	66
2001	Tyler Fredrickson	61	2959	39.5	57
2000	Nick Harris	73	3030	41.5	64
1999	Nick Harris	85	3795	44.6	70
1998	Nick Harris	87	3546	40.8	63
1997	Nick Harris	77	3250	42.2	63
1996	Ryan Longwell	60	2714	45.2	62
1995	Ryan Longwell	67	2708	40.4	53
1994	Ryan Longwell	65	2650	40.8	57
1993	Ryan Longwell	59	2396	40.6	75
1992	Chris Noonan	60	2557	42.6	63
1991	Chris Noonan	44	1758	40.0	59
1990	Robbie Keen	59	2377	40.3	59
1989	Robbie Keen	59	2565	43.5	65
1988	Robbie Keen	53	2255	42.6	66
1987	Scott Tabor	66	2993	45.3	89
1986	Scott Tabor	52	2194	42.2	78
1985	Marc Hicks	27	997	36.9	56
1984	Tom Gandsey	67	2614	39.0	66
1983	Tom Gandsey	75	3013	40.2	57
1982	Mike Ahr	64	2399	37.5	56
1981	Mike Ahr	77	3188	41.4	60
1980	Mike Ahr	25	976	39.0	53
1979	Mike Ahr	50	1892	37.8	54
1978	Dan Melville	57	2370	41.6	84
1977	Dan Melville	44	1863	42.3	58
1976	Steve Maehl	69	2702	39.2	61
1975	Greg Cummins	44	1629	37.0	52
1974	Don Miller	15	580	38.7	50
1973	Scott Overton	52	1882	36.2	52
1972	Bill Armstrong	64	2676	41.8	70
1971	Jay Cruze	69	2438	35.3	57
1970	Steve Curtis	71	2725	38.4	56
1969	Gary Fowler	67	2758	41.2	64
1968	Gary Fowler	71	2706	38.1	51
1967	Gary Fowler	76	2895	38.1	56
1966	Dan Berry	60	2304	38.4	71
1965	Dan Berry	43	1771	41.2	65
1964	Jerry Walter	46	1586	34.5	66
1963	Jerry Walter	12	444	37.0	47
1962	Jerry Walter	40	1316	32.9	49
1961	Roger Stull	56	1995	35.6	56
1960	Roger Stull	40	1541	38.5	67
1959	Wayne Crow	36	1335	37.1	59
1958	Wayne Crow	33	1174	35.6	46
1957	Darrell Roberts	17	648	38.1	56
1956	Don Gilkey	35	1187	33.9	50
1955	Don Gilkey	45	1719	38.2	50
1954	Paul Larson	22	758	34.5	59
1953	Joe Hibbs	12	489	40.8	53
1952	Tom Keough	46	1680	36.5	60
1951	Tom Keough	10	370	37.0	59
1950	Don Robison	38	1307	34.4	-
1949	Bob Celeri	33	1140	34.5	-
1948	Jackie Jensen	27	980	36.3	66
1947	Jackie Jensen	43	1606	37.4	63
1946	Paul Keckley	10	356	35.6	-

PUNT RETURNS

YEAR	PLAYER	NO	YDS	AVG	TD
2014	Chris Harper	13	100	7.7	0
2013	Bryce Treggs	19	39	2.1	0
2012	Keenan Allen	15	212	14.1	1
2011	Marvin Jones	14	102	7.3	0
2010	Jeremy Ross	22	279	12.7	0
2009	Jeremy Ross	9	192	21.3	1
2008	Syd'Quan Thompson	28	344	12.3	1
2007	DeSean Jackson	12	129	10.8	1
2006	DeSean Jackson	25	455	18.2*	4*
2005	Tim Mixon	24	357	14.9	1
2004	Tim Mixon	25	277	11.1	0
2003	Vincent Strang	27	220	8.1	1
2002	Jemeel Powell	32	389	12.2	2
2001	Jemeel Powell	13	117	9.0	0
2000	Jemeel Powell	12	218	18.2	1
1999	Deltha O'Neal	42	428	10.2	1
1998	Deltha O'Neal	38	447	11.8	0
1997	Deltha O'Neal	25	256	10.2	0
1996	Na'il Benjamin	16	123	7.7	0
1995	Na'il Benjamin	20	158	7.9	1
1994	Na'il Benjamin	19	198	10.4	0
1993	Matt Clizbe	19	174	9.2	1
1992	Wolf Barber	21	154	7.3	0
1991	Brian Treggs	21	160	7.6	0
1990	Brian Treggs	22	111	5.0	0
1989	Brian Treggs	30	170	5.7	0
1988	Vince Delgado	13	65	5.0	0
1987	Wayne Jones	26	173	6.7	0
1986	Vince Delgado	11	92	8.4	0
1985	Gayland Houston	17	129	7.6	0
1984	Gayland Houston	16	126	7.9	0
1983	Dwight Garner	28	245	8.8	1
1982	Mariet Ford	30	302	10.1	0
1981	Mariet Ford	20	158	7.4	0
1980	Mark Funderburk	6	48	8.0	0
1979	Tyrone Portee	10	49	4.9	0
1978	Billy Kemp	14	84	6.0	0
1977	Ken McAllister	33	252	7.6	0
1976	Ken McAllister	23	158	6.9	0
1975	Vern Smith	14	123	8.8	0
1974	Steve Rivera	26	183	7.0	0
1973	Wesley Walker	16	86	5.4	0
1972	Scott Stringer	34	375	11.0	0
1971	Scott Stringer	26	170	6.5	0
1970	Stan Murphy	18	132	7.3	0
1969	Bernie Keeles	10	44	4.4	0
1968	Ken Wiedemann	25	207	8.3	0
1967	Paul Williams	13	100	7.7	0
1966	Jerry Bradley	23	296	12.9	2
1965	Jerry Bradley	18	220	12.2	0
1964	Jerry Bradley	12	146	12.2	0
1963	Tom Blanchfield	8	145	18.1	1
1962	Jim Blakeney	5	38	7.6	0
1961	Jim Burress	4	31	7.8	0
1960	Steve Bates	4	30	7.5	0
1959	Grover Garvin	8	137	17.1	0
1958	Wayne Crow	9	110	12.2	0
1957	Darrell Roberts	9	68	7.6	0
1956	Darrell Roberts	9	79	8.8	0
1955	John Wilson	9	55	6.1	0
1954	Paul Larson	9	71	7.9	0
1953	John Wilson	5	86	17.2	0
1952	Paul Larson	24	261	10.9	0
1951	Paul Larson	8	118	14.8	0
1950	Carl Van Heuit	20	194	9.7	0
1949	Carl Van Heuit	18	228	12.7	0
1948	Paul Keckley	16	245	15.3	0
1947	Bill Main	12	80	6.7	0
1946	Jackie Jensen	9	42	15.8	1

*NCAA leader

KICK RETURNS

YEAR	PLAYER	NO	YDS	AVG	TD
2014	Trevor Davis	13	424	32.6	2
2013	Khalifani Muhammad	46	1006	21.9	0
2012	Brendan Bigelow	35	805	23.0	0
2011	Brendan Bigelow	23	475	20.7	1
2010	Keenan Allen	18	406	22.6	0
2009	Shane Vereen	24	551	23.0	0
2008	Jahvid Best	16	421	26.3	0
2007	Lavelle Hawkins	42	922	22.0	1
2006	Marcus O'Keith	12	293	24.4	0
2005	Marshawn Lynch	13	271	20.8	0
2004	Marshawn Lynch	15	372	24.8	0
2003	James Bethea	34	644	18.9	0
2002	LaShaun Ward	28	809	28.9	1
2001	Charon Arnold	29	593	20.4	0
2000	Adimchinobe Echemandu	22	516	23.5	0
1999	Deltha O'Neal	19	555	29.2	1
1998	Deltha O'Neal	22	624	28.4	0
1997	Deltha O'Neal	30	646	21.5	0

YEAR	PLAYER	NO	YDS	AVG	TD
1996	Deltha O'Neal	22	461	21.0	0
1995	Je'Rod Cherry	18	386	21.4	0
1994	Tyrone Edwards	22	529	24.0	0
1993	Na'il Benjamin	19	382	20.1	0
1992	Artis Houston	9	202	22.4	0
1991	Russell White	17	408	24.0	0
1990	Russell White	24	629	26.2	1
1989	Darrin Greer	32	630	19.7	0
1988	Darrin Greer	11	237	21.5	0
1987	Darrin Greer	19	532	28.0	0
1986	Darrin Greer	22	501	22.8	0
1985	Tyrone Moore	14	259	18.5	0
1984	Dwight Garner	10	227	22.7	0
1983	Dwight Garner	21	387	18.4	0
1982	Mariet Ford	12	253	21.1	0
1981	Tyrone Wright	21	452	21.5	0
1980	Mark Funderburk	24	495	20.7	0
1979	Tyrone Portee	6	148	24.7	0
1978	John Williams	17	310	18.2	0
1977	Floyd Eddings	17	372	21.9	0
1976	Ken McAllister	13	266	20.5	0
1975	Vern Smith	11	234	21.3	0
1974	Howard Strickland	14	318	22.7	0
1973	Wesley Walker	21	425	20.2	0
1972	Sylvester Youngblood	13	259	19.9	0
1971	Isaac Cutris	30	799	26.6	0
1970	Isaac Curtis	11	237	21.5	0
1969	Bob Darby	23	556	24.2	0
1968	Paul Williams	16	301	18.8	0
1967	Paul Williams	18	321	17.8	0
1966	Jerry Bradley	11	275	25.0	0
1965	Jerry Bradley	13	281	21.5	0
1964	Tom Blanchfield	17	326	19.2	0
1963	Tom Blanchfield	16	470	29.4	0
1962	Jim Blakeney	18	456	25.3	0
1961	Rudy Carvajal	20	358	17.9	0
1960	Jim Burress	8	158	19.8	0
1959	Grover Garvin	7	161	23.0	0
1958	Hank Olguin	10	199	19.9	0
1957	Hank Olguin	5	116	23.2	0
1956	Nat Brazil	7	122	17.4	0
1955	John Wilson	6	128	21.3	0
1954	Paul Larson	10	285	28.5	0
1953	Don Marks	12	264	22.0	0
1952	Don Johnson	10	260	26.0	1
1951	Paul Larson	9	155	17.2	0
1950	Pete Schabarum	8	129	16.1	0
1949	Frank Brunk	10	295	29.5	1
1948	Jackie Jensen	7	158	22.6	0
1947	Bill Main	4	81	20.3	0
1946	Ted Ken				

YEARLY INDIVIDUAL LEADERS (continued)

1988	John Hardy	2	51	25.5	0
	David Ortega	2	12	6.0	0
	Travis Oliver	2	1	0.5	0
1987	David Ortega	6	36	6.0	0
1986	Gary Hein	4	27	6.8	0
1985	Gary Hein	3	9	3.0	0
	Matt Grimes	3	3	1.0	0
1984	Hardy Nickerson	2	7	3.5	0
	Matt Grimes	2	-1	-0.5	0
1983	David Carter	4	56	14.0	0
	Richard Rodgers	4	35	8.8	0
	Ray Noble	4	26	6.5	0
1982	Five players tied	2			
1981	Richard Rodgers	3	30	10.0	0
1980	Ron Coccimiglio	4	76	19.0	0
1979	Ron Coccimiglio	3	107	35.7	0
1978	Anthony Washington	6	224	37.3	2
1977	Anthony Green	3	83	27.7	0
1976	Ken McAllister	4	87	21.8	0
	Anthony Green	4	42	10.5	0
1975	Anthony Green	3	51	17.0	0
	Phil Heck	3	38	12.7	0
	Greg Ricks	3	22	7.3	0
1974	Herman Edwards	6	34	5.7	1
1973	Ivan Weiss	3	47	15.7	0
	Karl Crumppacker	3	5	1.7	0
1972	Bill Armstrong	4	43	10.8	0
1971	Clarence Duren	6	47	7.8	0
1970	Ray Youngblood	6	51	8.5	0
1969	Phil Martyr	3	53	17.7	1
	Ken Wiedemann	3	24	8.0	1
	Ray Youngblood	3	22	7.3	0
	Irby Augustine	3	3	1.0	0
1968	Ken Wiedemann	7	69	9.9	0
1967	Ken Wiedemann	6	91	15.2	1
1966	Wayne Stewart	6	146	24.3	2
1965	Jerry Mosher	4	49	12.3	0
	Ken Moulton	4	7	1.8	0
1964	Jim Hunt	7	65	9.3	0
1963	Jerry Mosher	3	33	11.0	0
	Jim Phillips	3	24	8.0	0
1962	Larry Balliett	2	6	3.0	0
1961	Larry Balliett	5	47	9.4	0
1960	Six players tied	1			
1959	Pete Domoto	2	51	25.5	0
	Wayne Crow	2	10	5.0	0
1958	Steve Bates	3	54	18.0	0
1957	Darrell Roberts	4	35	8.8	0
1956	Darrell Roberts	5	81	16.2	0
1955	Nat Brazil	2	49	24.5	0
	Ralph Hoffman	2	15	7.5	0
1954	Jim Carmichael	3	100	33.3	1
	Paul Larson	3	0	0.0	0
1953	Paul Larson	6	102	17.0	0
1952	Paul Larson	3	61	20.3	0
	Dick Lee	3	40	13.3	0
	Matt Hazeltine	3	5	1.7	0
1951	Dick Lee	6	106	17.7	0
1950	Carl Van Heuit	4	62	15.5	0
1949	Carl Van Heuit	5	35	7.0	0
1948	Paul Keckley	7	54	7.7	0
1947	Jackie Jensen	7	114	16.3	0

TACKLES

YEAR	PLAYER	UA	A	TOT
2014	Michael Barton	37	43	80
2013	Michael Lowe	41	26	67
2012	Josh Hill	50	37	87
2011	Mychal Kendricks	68	39	107
2010	Mike Mohamed	47	48	95
2009	Mike Mohamed	69	43	112
2008	Anthony Felder	37	56	93
2007	Thomas DeCoud	71	45	116
2006	Desmond Bishop	63	63	126
2005	Desmond Bishop	62	27	89
2004	Ryan Gutierrez	50	29	79
2003	Donnie McCleskey	75	27	102
2002	Bert Watts	61	19	80
2001	John Klotsche	59	12	71
2000	Nnamdi Asomugha	48	28	76
1999	Pete Destefano	46	34	80
1998	Albert Dorsey	49	35	84
1997	Marquis Smith	49	23	72
1996	Matt Beck	52	45	97
1995	Je'Rod Cherry	75	16	91
1994	Jerrott Willard	65	29	94
1993	Jerrott Willard	96	51	147
1992	Jerrott Willard	77	56	133
1991	Jerrott Willard	63	22	85
1990	Castle Redmond	56	35	91
1989	David Ortega	82	77	159
1988	Steve Hendrickson	70	64	134

1987	David Ortega	79	63	142
1986	Hardy Nickerson	61	71	132
1985	Hardy Nickerson	91	76	167
1984	Hardy Nickerson	96	45	141
1983	Ron Rivera	78	60	138
1982	Ron Rivera	56	43	99
1981	Ron Rivera	54	45	99

SACKS

YEAR	PLAYER	NO
2014	Devante Downs	3.0
2013	Jalen Jefferson	3.0
	Kyle Kragen	3.0
2012	Chris McCain	3.5
	Kendrick Payne	3.5
2011	Trevor Guyton	5.5
2010	Mychal Kendricks	8.5
2009	Tyson Alualu	7.5
2008	Zack Follett	10.5
2007	Zack Follett	5.5
2006	Zack Follett/Nu'u Tafisi	5.5
2005	Brandon Mebane	7.0
2004	Ryan Riddle	14.5
2003	Wendell Hunter	7.0
2002	Tully Banta-Cain	13.0
2001	Tully Banta-Cain	8.0
2000	Andre Carter	13.5
1999	Mawuko Tugbenyoh	13.0
1998	Sekou Sanyika	7.0
1997	Brandon Whiting	8.0
1996	Andy Jacobs	7.5
1995	Duane Clemons	10.5
1994	Regan Upshaw	11.0
1993	Regan Upshaw	7.5
1992	Scott Roseman	8.5
1991	Mick Barsala/Cornell Collier	6.0
1990	Rhett Hall	7.0
1989	Cornell Collier	6.5
1988	Natu Tuatagaloa	7.5
1987	Joel Dickson/Ken Harvey	9.0
1986	Ken Harvey	6.5
1985	Majett Whiteside/Marlin Wenstrom	4.5
1984	Mike Rusinek	5.5
1983	Ron Rivera	13.0
1982	Reggie Camp	8.0
1981	Ron Rivera	8.0

TACKLES FOR LOSS

YEAR	PLAYER	NO
2014	Michael Barton	7.5
2013	Deandre Coleman	9.0
2012	Deandre Coleman	8.5
	Chris McCain	8.5
2011	Mychal Kendricks	14.5
2010	Mychal Kendricks	15.0
2009	Tyson Alualu	11.5
2008	Zack Follett	23.0
2007	Zack Follett	12.5
2006	Desmond Bishop	15.0
2005	Philip Mbakogu	10.0
	Nu'u Tafisi	10.0
2004	Ryan Riddle	19.0
2003	Wendell Hunter	12.0
	Donnie McCleskey	12.0
2002	Tully Banta-Cain	22.0
2001	Tully Banta-Cain	17.0
2000	Andre Carter	20.0
1999	Andre Carter	20.0
1998	Sekou Sanyika	23.0
1997	Matt Beck	21.0
1996	Andy Jacobs	11.0
	Andre Rhodes	11.0
1995	Duane Clemons	26.0
1994	Regan Upshaw	20.5
1993	Jerrott Willard	19.0
1992	Scott Roseman	20.5
1991	Mick Barsala	13.0
1990	Rhett Hall	14.5
1989	Rhett Hall	19.0
1988	Natu Tuatagaloa	11.0
1987	Joel Dickson	14.0
1986	Natu Tuatagaloa	12.0
1985	Majett Whiteside	10.0
1984	Mike Rusinek	8.0
1983	Ron Rivera	26.5
1982	Gary Plummer	9.0
1981	Ron Rivera	13.0

PASSES DEFENDED

YEAR	PLAYER	NO
2014	Griffin Piatt	9
2013	Kameron Jackson	7
2012	Steve Williams	10
2011	Marc Anthony	12
2010	Marc Anthony	8
	Sean Cattouse	8
2009	Syd'Quan Thompson	11
2008	Darian Hagan	18
	Syd'Quan Thompson	18
2007	Syd'Quan Thompson	11
2006	Daymeion Hughes	19
2005	Daymeion Hughes	17
2004	Harrison Smith	18
2003	Donnie McCleskey	13
2002	Nnamdi Asomugha	13
	Jemeel Powell	13
2001	Atari Callen	9
2000	Jemeel Powell	16
1999	Deltha O'Neal	20
1998	Chidi Iwuoma	12
1997	Derrick Gardner	12
1996	Kato Serwanga	11
1995	Duane Clemons	9
	Kevin Devine	9
1994	Artis Houston	8
1993	Isaac Booth	14
1992	Isaac Booth	11
1991	David Wilson	16
1990	John Hardy	14
1989	Doug Parrish	12
1988	John Hardy	10
1987	David Ortega	8
1986	Gary Hein	10
1985	Matt Grimes	10
1984	Ken Pettway	6
1983	David Carter	13
1982	Fred Williams	10
1981	John Sullivan	11

TOTAL OFFENSE

YEAR	PLAYER	PLAYS	RUSH	PASS	TOT
2014	Jared Goff	564	-44	3973	3929
2013	Jared Goff	590	-62	3508	3446
2012	Zach Maynard	394	38	2214	2252
2011	Zach Maynard	489	108	2990	3098
2010	Kevin Riley	210	-47	1409	1362
2009	Kevin Riley	464	51	2850	2901
2008	Jahvid Best	194	1580	0	1580
2007	Nate Longshore	403	-44	2580	2536
2006	Nate Longshore	405	-52	3021	2969
2005	Joe Ayoub	312	58	1707	1765
2004	Aaron Rodgers	390	126	2566	2692
2003	Aaron Rodgers	435	210	2903	3113
2002	Kyle Boller	493	-83	2815	2732
2001	Kyle Boller	349	63	1741	1804
2000	Kyle Boller	414	-44	2121	2077
1999	Kyle Boller	380	-104	1303	1199
1998	Justin Vedder	486	-200	2322	2122
1997	Justin Vedder	489	25	2718	2743
1996	Pat Barnes	506	-83	3499	3416
1995	Pat Barnes	404	-160	2685	2525
1994	Dave Barr	170	-88	1077	989
1993	Dave Barr	350	-98	2619	2521
1992	Dave Barr	394	-157	2343	2186
1991	Mike Pawlawski	353	-66	2517	2451
1990	Mike Pawlawski	353	-68	2069	2001
1989	Troy Taylor	481	46	2738	2784
1988	Troy Taylor	455	136	2416	2552
1987	Troy Taylor	338	-17	2081	2064
1986	Troy Taylor	205	-55	891	836
1985	Kevin Brown	293	-52	1447	1395
1984	Gale Gilbert	378	-148	1693	1545
1983	Gale Gilbert	423	-332	2769	2437
1982	Gale Gilbert	324	-292	1796	1504
1981	J. Torchio	435	-176	2112	1936
1980	Rich Campbell	308	-80	2026	1946
1979	Rich Campbell	391	-195	2618	2423
1978	Rich Campbell	386	-80	2287	2207
1977	Charlie Young	297	1	1875	1876
1976	Joe Roth	331	-157	1789	1632
1975	Joe Roth	271	-65	1880	1815
1974	Steve Bartkowski	398	-193	2580	2387
1973	Vince Ferragamo	217	-42	1014	972
1972	Steve Bartkowski	213	-189	944	755
1971	Jay Cruze	316	-155	1284	1129
1970	Dave Penhall	310	-57	1785	1728
1969	Dave Penhall	185	-61	874	813
	Gary Fowler	162	741	72	813
1968	Randy Humphries	322	130	1247	1377
1967	Barry Bronk	186	-51	708	657
1966	Barry Bronk	235	-114	965	851

YEARLY TEAM STATISTICS

RUSHING

Year	G	ATT	YDS	TD	AVG/GM	AVG/RUSH
2014	12	440	1790	22	149.2	4.1
2013	12	424	1466	10	122.2	3.5
2012	12	451	2196	18	183.0	4.9
2011	13	484	2013	25	154.8	4.2
2010	12	429	1906	19	158.8	4.4
2009	13	471	2553	27	169.5	4.7
2008	13	435	2421	22	186.2	5.6
2007	13	441	2154	23	165.7	4.9
2006	13	427	2111	21	162.4	4.9
2005	12	483	2823	27	235.2	5.8
2004	12	509	3081	30	256.8	6.1
2003	14	542	2356	28	168.3	4.3
2002	12	392	1297	14	108.1	3.3
2001	11	390	1332	8	121.1	3.4
2000	11	405	1363	12	123.9	3.4
1999	11	395	1097	6	99.7	2.8
1998	11	381	870	7	79.1	2.3
1997	11	480	1601	16	145.5	3.3
1996*	11	437	1488	11	135.3	3.4
1995	11	375	1236	11	112.4	3.3
1994	11	412	1384	13	125.8	3.4
1993*	13	516	1945	21	149.6	3.8
1992	11	448	1672	14	152.0	3.7
1991*	12	519	2361	26	196.8	4.5
1990*	12	529	2235	20	186.3	4.2
1989	11	346	975	9	88.6	2.8
1988	11	459	1523	9	138.5	3.3
1987	11	390	1257	12	114.3	3.2
1986	11	400	1023	11	93.0	2.6
1985	11	518	2011	21	182.8	3.9
1984	11	450	1287	9	117.0	2.9
1983	11	362	620	8	56.4	1.7
1982	11	392	804	9	73.1	2.1
1981	11	347	1039	15	94.5	3.0
1980	11	370	1016	13	92.4	2.7
1979*	11	405	1053	13	95.7	2.6
1978	11	496	1481	12	134.6	3.0
1977	11	476	1543	18	140.3	3.2
1976	11	450	1452	16	132.0	3.2
1975	11	527	2774	26	252.2	5.3
1974	11	470	2073	20	188.5	4.4
1973	11	498	2437	23	221.5	4.9
1972	11	431	1683	9	153.0	3.9
1971	11	471	1875	16	170.5	4.0
1970	11	535	2300	22	209.1	4.3
1969	10	475	1980	12	198.0	4.2
1968	11	580	2293	22	208.5	4.0
1967	10	445	1376	n/a	137.6	3.1
1966	10	395	1237	n/a	123.7	3.1
1965	10	470	1683	n/a	168.3	3.6
1964	10	344	1240	n/a	124.0	3.6
1963	10	360	1262	n/a	126.2	3.5
1962	10	373	1362	n/a	136.2	3.7
1961	10	410	1604	n/a	160.4	3.9
1960	10	490	1501	n/a	150.1	3.1
1959	10	541	2023	n/a	202.3	3.7
1958	11	656	2594	n/a	235.8	4.0
1957	10	522	1670	n/a	167.0	3.2
1956	10	462	1471	n/a	147.1	3.2
1955	10	409	1406	n/a	140.6	3.4
1954	10	394	1600	n/a	160.0	4.1
1953	10	451	2282	n/a	228.2	5.1
1952	10	553	3170	n/a	317.0	5.7
1951	10	550	3024	n/a	302.4	5.5
1950	11	592	2765	n/a	251.4	4.7
1949	11	558	2583	n/a	234.8	4.6
1948	11	588	2974	n/a	270.4	5.1
1947	10	466	2470	n/a	247.0	5.3
1946	9	357	907	n/a	100.8	2.5
1945	10	n/a	1214	n/a	121.4	n/a

*bowl statistics not included

PASSING

Year	G	ATT	COMP	INT	PCT	TD	YDS	AVG/GM
2014	12	535	329	10	61.5	37	4152	346.0
2013	12	622	368	14	59.2	22	3977	331.4
2012	12	366	212	13	57.9	13	2499	208.2
2011	13	440	246	12	55.9	17	3206	246.6
2010	12	332	185	11	55.7	16	2101	175.1
2009	13	393	214	8	54.5	18	2895	222.7
2008	13	397	209	10	52.6	25	2467	189.8
2007	13	443	266	14	60.0	21	3143	241.8
2006	13	413	245	14	59.3	25	3292	253.2
2005	12	321	167	17	52.0	22	2312	192.7
2004	12	331	219	8	66.2	27	2828	235.7
2003	14	452	278	8	61.5	28	3705	264.6
2002	12	428	230	10	53.7	31	2971	247.6
2001	11	426	203	17	47.7	15	2514	228.5
2000	11	354	165	13	46.6	15	2129	193.5
1999	11	322	127	21	39.4	10	1662	151.1
1998	11	401	213	15	53.1	12	2344	213.1
1997	11	391	222	14	56.8	20	2737	248.8
1996*	11	427	253	8	59.3	32	3536	321.5
1995	11	377	204	11	54.1	18	2757	250.6
1994	11	345	207	13	60.0	10	2301	209.2
1993*	13	348	212	16	60.9	22	2893	222.5
1992	11	380	221	18	58.2	19	2610	237.3
1991*	12	326	195	14	59.8	21	2546	212.2
1990*	12	315	185	13	58.7	18	2128	177.3
1989	11	412	227	14	55.1	16	2807	255.2
1988	11	352	211	15	59.9	16	2596	236.0
1987	11	348	201	17	57.8	18	2432	221.1
1986	11	325	174	22	53.5	5	1927	175.2
1985	11	340	174	21	51.2	9	2119	192.6
1984	11	379	197	17	52.0	8	2045	185.9
1983	11	416	234	22	56.3	14	3057	277.9
1982	11	395	205	22	51.9	15	2533	230.3
1981	11	425	184	13	43.3	10	2486	226.0
1980	11	381	249	17	65.4	8	2862	260.2
1979*	11	409	270	15	66.0	17	3215	292.3
1978	11	345	189	24	54.8	17	2698	245.3
1977	11	391	214	16	54.7	18	2837	257.9
1976	11	385	205	21	53.2	10	2365	215.0
1975	11	308	170	9	55.2	17	2522	229.3
1974	11	331	184	8	55.6	14	2599	236.3
1973	11	301	143	21	47.5	9	1924	174.9
1972	11	361	182	32	50.4	20	2444	222.2
1971	11	277	133	19	48.0	7	1475	134.1
1970	11	265	137	14	51.7	12	2126	193.3
1969	10	227	110	8	48.5	6	1341	134.1
1968	11	231	107	19	46.3	7	1389	126.3
1967	10	248	114	16	46.0	7	1193	119.3
1966	10	217	95	13	43.8	8	1148	114.8
1965	10	137	54	10	39.4	6	718	71.8
1964	10	316	192	9	60.8	14	2187	218.7
1963	10	215	104	13	48.4	14	1515	151.5
1962	10	272	146	20	53.7	15	1795	179.5
1961	10	145	71	6	49.0	5	825	82.5
1960	10	132	72	8	54.5	3	766	76.6
1959	10	117	38	18	32.5	3	564	56.4
1958	11	147	78	9	53.1	3	899	81.7
1957	10	147	64	19	43.5	4	1057	105.7
1956	10	198	96	21	48.5	5	1143	114.3
1955	10	174	76	15	43.7	5	1073	107.3
1954	10	228	139	13	61.0	11	1724	172.4
1953	10	195	94	19	48.2	7	1612	161.2
1952	10	117	48	7	41.0	5	907	90.7
1951	10	134	59	12	44.0	n/a	936	93.6
1950	11	108	48	11	44.4	n/a	715	65.0
1949	11	163	65	19	39.9	13	1364	124.0
1948	11	170	64	25	37.6	6	1021	92.8
1947	10	163	58	23	35.6	10	1155	115.5
1946	9	131	41	23	31.3	n/a	585	65.0
1945	10	154	53	n/a	34.4	n/a	599	59.9

*bowl statistics not included

TOTAL OFFENSE

Year	G	PLAYS	YDS	AVG/GM
2014	12	975	5942	495.2
2013	12	1046	5443	453.6
2012	12	817	4695	391.2
2011	13	924	5219	401.5
2010	12	761	4007	333.9
2009	13	864	5098	392.2
2008	13	832	4888	376.0
2007	13	884	5297	407.5
2006	13	840	5403	415.6
2005	12	804	5135	427.9
2004	12	840	5909	492.4
2003	14	994	6061	432.9
2002	12	820	4268	355.7
2001	11	816	3846	349.6
2000	11	759	3492	317.5
1999	11	717	2759	250.8
1998	11	782	3214	292.2
1997	11	871	4338	394.4
1996*	11	864	5034	457.6
1995	11	752	3993	363.0
1994	11	757	3685	335.0
1993*	13	864	4838	403.2
1992	11	828	4282	389.3
1991*	12	845	4907	446.1
1990*	12	844	4364	396.6
1989	11	759	3782	343.8
1988	11	812	4119	388.5
1987	11	738	3689	335.4
1986	11	725	2950	268.2
1985	11	858	4130	375.5
1984	11	829	3332	302.9
1983	11	778	3677	334.3
1982	11	787	3337	303.4
1981	11	772	3525	320.5
1980	11	571	3878	352.5
1979*	11	814	4268	355.7
1978	11	841	4179	379.9
1977	11	867	4380	398.2
1976	11	835	3817	347.0
1975	11	835		

YEARLY TEAM STATISTICS (continued)

SCORING

Year	G	TD	FG	1XP	2XP	DXP	SAF	PTS	AVG
2014	12	61	11	56	1	0	1	459	38.3
2013	12	32	17	31	0	0	1	276	23.0
2012	12	33	16	30	0	0	0	276	23.0
2011	13	45	20	36	1	0	0	368	29.8
2010	12	40	11-16	37-39	0	0	0	310	25.8
2009	13	48	15-24	45-46	0	0	0	378	29.1
2008	13	54	15-21	53-53	0	0	1	424	32.6
2007	13	49	13-20	48-48	0	0	0	381	29.3
2006	13	54	15-20	52-52	2	0	1	427	32.8
2005	12	53	9-16	50-52	0	0	0	395	32.9
2004	12	59	9-17	56-57	1	1	0	441	36.8
2003	14	59	15-30	54-54	2	0	0	457	32.6
2002	12	53	19-27	50-51	0	0	1	427	35.6
2001	11	24	11-14	22-22	1	0	0	201	18.3
2000	11	30	11-16	25-26	2	0	2	246	22.4
1999	11	24	5-15	21-23	0	0	0	180	16.4
1998	11	22	10-19	17-21	0	0	2	183	16.6
1997	11	39	7-12	24-31	6	0	2	295	26.8
1996*	11	35	11-16	37-38	4	n/a	1	344	31.3
1995	11	30	12-17	21-23	3	n/a	0	343	22.1
1994	11	27	8-22	20-21	2	n/a	1	212	19.3
1993*	13	47	15-18	43-44	1	n/a	1	374	31.2
1992	11	34	16-18	28-28	1	n/a	1	284	25.8
1991*	12	50	19-28	41-43	1	n/a	0	406	36.9
1990*	12	40	8-15	38-38	2	n/a	1	308	28.0
1989	11	25	9-16	19-20	1	n/a	1	200	18.2
1988	11	25	22-28	23-23	2	n/a	0	243	22.1
1987	11	31	8-14	21-22	4	n/a	0	239	21.7
1986	11	16	12-16	9-13	1	n/a	1	145	13.2
1985	11	30	9-16	18-21	2	n/a	2	233	21.2
1984	11	17	10-16	12-13	3	n/a	0	150	13.6
1983	11	25	22-27	24-24	0	n/a	1	242	22.0
1982	11	27	11-23	23-25	0	n/a	1	220	20.0
1981	11	25	7-15	24-24	0	n/a	1	197	17.9
1980	11	22	14-17	18-20	0	n/a	1	194	17.6
1979*	11	32	11-20	32-32	n/a	n/a	n/a	257	21.4
1978	11	31	8-20	26-27	0	n/a	0	236	21.5
1977	11	36	16-27	34-34	1	n/a	0	300	27.3
1976	11	26	16-24	24-25	0	n/a	n/a	230	20.9
1975	11	43	11-19	39-42	0	n/a	n/a	330	30.0
1974	11	36	10-18	24-30	3	n/a	n/a	276	25.1
1973	11	32	7-16	28-31	3	n/a	1	245	22.3
1972	11	30	5-12	23-25	2	n/a	n/a	228	20.7
1971	11	24	7-12	21-23	n/a	n/a	n/a	186	16.9
1970	11	34	12-24	28-31	2	n/a	n/a	272	24.7
1969	10	20	13-20	19-19	1	n/a	n/a	180	18.0
1968	11	31	10-22	25-26	1	n/a	n/a	243	22.1
1967	10	19	6-15	17-18	1	n/a	n/a	155	15.5
1966	10	17	3-9	14-14	2	n/a	n/a	131	13.1
1965	10	16	5-7	14-16	0	n/a	n/a	125	12.5
1964	10	21	3-10	13-17	2	n/a	n/a	152	15.2
1963	10	27	2-n/a	15-18	5	n/a	1	195	19.5
1962	10	19	4-7	9-14	3	n/a	n/a	143	14.3
1961	10	16	2-4	12-12	2	n/a	n/a	118	11.8
1960	10	12	1-3	12-12	0	n/a	0	93	9.3
1959	10	18	n/a	5-8	1	n/a	n/a	115	11.5
1958	11	30	n/a	1-2	13	n/a	n/a	207	18.8
1957	10	17	0-3	7-17	n/a	n/a	n/a	109	10.9
1956	10	20	1-1	1-12	n/a	n/a	0	135	13.5
1955	10	16	0-2	11-16	n/a	n/a	0	107	10.7
1954	10	37	1-1	24-36	n/a	n/a	0	249	24.9
1953	10	33	0-1	22-33	n/a	n/a	n/a	220	22.0
1952	10	36	1-0	31-36	n/a	n/a	n/a	247	24.7
1951	10	44	1-1	40-44	n/a	n/a	0	307	30.7
1950	11	33	n/a	1-26	n/a	n/a	0	224	20.4
1949	11	46	n/a	39-46	n/a	n/a	n/a	319	29.0
1948	11	42	n/a	37-42	n/a	n/a	n/a	291	26.5
1947	10	41	n/a	27-37	n/a	n/a	n/a	275	27.5
1946	9	17	n/a	7-13	n/a	n/a	n/a	112	12.4

*bowl statistics not included

PUNT/KICK RETURNS

Year	PR-YDS	AVG	TD	KR-YDS	AVG	TD
2014	23-175	7.6	0	52-1170	22.5	2
2013	21-57	2.7	0	70-1408	20.1	0
2012	19-216	11.4	1	55-1139	20.7	0
2011	20-116	5.8	0	51-1022	20.0	1
2010	25-304	12.2	1	47-1002	21.3	0
2009	20-247	12.4	1	56-1152	20.6	0
2008	38-448	11.8	3	43-877	20.4	0
2007	18-159	8.8	1	66-1432	21.7	1
2006	27-466	17.3	4	29-595	20.5	0
2005	28-438	15.6	2	30-598	19.9	0
2004	27-299	11.1	1	22-478	21.7	0
2003	37-365	9.9	2	39-723	18.5	0
2002	36-461	12.8	3	43-1052	24.5	1
2001	38-268	7.1	0	51-958	18.8	0
2000	41-399	9.7	1	49-969	20.2	0
1999	46-505	11.0	1	31-735	23.7	1
1998	39-448	11.5	0	36-794	22.1	0
1997	32-313	9.8	0	48-865	18.0	0
1996*	21-161	7.7	0	49-969	19.8	0

1995	23-208	9.0	1	48-826	17.2	0
1994	25-224	9.0	0	35-716	20.5	0
1993*	24-258	10.8	2	46-878	19.1	0
1992	29-213	7.3	0	37-717	19.4	0
1991*	31-263	8.5	2	38-769	20.2	0
1990*	24-133	5.5	0	49-1030	21.0	1
1989	31-174	5.6	0	43-851	19.8	0
1988	31-123	4.0	0	45-859	19.1	0
1987	30-189	6.3	0	49-1063	21.7	0
1986	27-182	6.7	0	53-1135	21.4	0
1985	17-129	7.6	0	36-667	18.5	0
1984	23-155	6.7	0	33-642	19.5	0
1983	32-274	8.6	1	25-436	17.4	0
1982	33-316	9.6	0	22-431	19.6	1
1981	26-201	7.7	0	34-659	19.4	0
1980	10-59	5.9	0	40-761	19.0	0
1979*	27-157	5.8	0	30-526	17.5	0
1978	20-106	5.3	0	45-672	14.9	0
1977	38-261	6.9	0	30-600	20.0	0
1976	30-179	6.0	0	28-580	20.7	0
1975	26-189	7.3	0	33-625	18.9	0
1974	26-183	7.0	0	36-737	20.5	0
1973	29-179	6.2	n/a	55-1088	19.8	0
1972	45-448	10.0	n/a	50-872	17.4	n/a
1971	33-202	6.1	1	46-1051	22.8	n/a
1970	22-126	5.7	n/a	44-753	17.1	n/a
1969	26-135	5.2	n/a	35-763	21.8	n/a
1968	42-332	7.9	1	28-550	19.6	n/a
1967	29-303	10.4	n/a	40-703	17.6	n/a
1966	39-515	13.2	4	35-562	16.1	n/a
1965	27-280	10.4	n/a	36-731	20.3	n/a
1964	22-244	11.1	n/a	38-673	17.7	n/a
1963	12-169	14.1	n/a	39-1001	25.7	n/a
1962	17-124	7.3	n/a	44-880	20.0	n/a
1961	11-62	5.6	n/a	50-884	17.7	n/a
1960	11-58	5.3	n/a	35-570	16.3	n/a
1959	29-278	9.6	n/a	43-830	19.3	n/a
1958	33-301	9.1	n/a	40-721	18.0	n/a
1957	27-196	7.3	n/a	33-646	19.6	n/a
1956	26-212	8.2	n/a	32-598	18.7	n/a
1955	31-164	5.3	n/a	40-619	15.5	n/a
1954	25-193	7.7	n/a	34-677	19.9	n/a
1953	20-189	9.5	n/a	36-699	19.4	n/a
1952	36-353	9.8	0	27-508	18.8	n/a
1951	25-192	7.7	n/a	29-504	17.4	n/a
1950	45-382	8.5	n/a	22-351	16.0	n/a
1949	43-541	12.6	n/a	n/a	20.9	n/a
1948	45-572	12.7	n/a	n/a	18.8	n/a
1947	36-351	9.8	n/a	n/a	15.7	n/a
1946	39-421	10.8	n/a	35-688	19.7	n/a

*bowl statistics not included

RUSHING DEFENSE

Year	G	ATT	YDS	TD	AVG/GM	AVG/RUSH
2014	12	436	1735	19	144.6	4.0
2013	12	462	2263	32	188.6	4.9
2012	12	477	2431	18	169.3	4.3
2011	13	442	1673	17	128.6	3.8
2010	12	435	1585	15	132.1	3.6
2009	13	436	1769	18	112.0	3.3
2008	13	495	1589	16	122.2	3.2
2007	13	532	2138	22	164.5	4.0
2006	13	430	1630	11	125.4	3.8
2005	12	428	1430	15	119.2	3.3
2004	12	368	990	7	82.5	2.7
2003	14	500	1872	16	133.7	3.7
2002	12	456	1368	15	114.0	3.0
2001	11	437	1650	25	150.0	3.8
2000	11	457	1219	16	110.8	2.7
1999	11	446	1297	14	117.9	2.9
1998	11	449	1472	10	133.8	3.3
1997	11	400	1588	18	144.4	4.0
1996*	12	471	2084	24	189.5	4.4
1995	11	525	2132	21	193.8	4.1
1994	11	456	1482	13	134.7	3.3
1993*	12	472	1733	18	144.4	3.7
1992	11	471	1551	22	141.0	3.3
1991*	11	455	1669	14	151.7	3.7
1						

YEARLY TEAM STATISTICS

1960	10	154	81	6	52.6	8	1072	107.2
1959	10	162	92	9	56.8	11	1436	143.6
1958	11	194	99	11	51.0	-	1250	113.6
1957	10	153	76	15	49.7	-	938	93.8
1956	10	134	66	13	49.3	-	830	83.0
1955	10	150	78	9	52.0	-	1184	118.4
1954	10	155	72	13	46.5	-	1001	100.1
1953	10	196	87	23	44.4	3	1209	120.9
1952	10	288	121	20	42.0	-	1342	134.2
1951	10	278	142	20	51.0	-	1568	156.8
1950	11	202	105	18	51.9	-	1210	110.0
1949	11*	220	95	22	43.2	-	1056	105.6
1948	11*	201	73	30	36.3	-	1082	98.4
1947	10	207	81	1019	39.1	-	1019	101.9
1946	9	144	53	11	36.8	-	813	90.3
1945	10	136	57	-	-	-	827	82.7

*bowl statistics not included

TOTAL DEFENSE

YEAR	G	PLAYS	YDS	AVG/GM
2014	12	980	4406	511.8
2013	12	898	6355	529.6
2012	12	935	5295	441.2
2011	13	840	4328	332.9
2010	12	797	3829	319.1
2009	13	890	4925	378.8
2008	13	927	4098	315.2
2007	13	976	4925	378.8
2006	13	851	4761	366.2
2005	12	882	4314	359.5
2004	12	794	3851	320.9
2003	14	969	5388	384.9
2002	12	891	4714	392.8
2001	11	789	4909	446.3
2000	11	810	4019	365.4
1999	11	786	3879	352.6
1998	11	798	3743	340.3
1997	11	727	4195	381.4
1996*	12	826	5063	460.3
1995	11	829	4198	381.6
1994	11	758	3299	299.9
1993*	13	881	4786	398.8
1992	11	739	3303	300.3
1991*	12	805	3873	352.1
1990*	12	817	4713	428.5
1989	11	758	3782	343.8
1988	11	759	3934	357.6
1987	11	802	4083	371.2
1986	11	837	4235	385.0
1985	11	798	3924	356.7
1984	11	738	3818	347.1
1983	11	877	4228	384.4
1982	11	825	3731	339.2
1981	11	917	4332	393.8
1980	11	825	4526	411.5
1979*	12	870	3919	326.6
1978	11	798	4105	373.2
1977	11	818	3346	304.2
1976	11	811	3894	354.0
1975	11	806	3878	352.5
1974	11	828	4092	372.0
1973	11	834	4550	413.6
1972	11	830	3745	340.5
1971	11	826	3850	350.0
1970	11	866	3951	359.2
1969	10	776	3613	361.3
1968	11	770	3544	322.2
1967	10	687	2684	268.4
1966	10	709	3186	318.6
1965	10	698	3445	344.5
1964	10	606	3169	316.9
1963	10	743	3697	369.7
1962	10	706	3607	360.7
1961	10	698	3652	365.2
1960	10	654	3465	346.5
1959	10	647	3631	363.1
1958	11	714	3717	337.9
1957	10	675	3466	346.6
1956	10	614	3046	304.6
1955	10	620	3058	305.8
1954	10	568	2582	258.2
1953	10	633	2759	275.9
1952	10	714	2655	265.5

1951	10	674	2747	274.4
1950	11	624	2528	229.8
1949	11	742	2542	231.1
1948	11	700	2312	210.2
1947	10	671	2296	229.6
1946	9	577	2518	279.7
1945	10	-	1844	184.4

*bowl statistics not included

MISCELLANEOUS (DEFENSE)

YEAR	INT-YDS	AVG	TD	TFL-YDS	SACK-YDS
2014	10-126	12.6	0	64-288	27-203
2013	5-0	0.0	0	76-222	18-91
2012	14-157	11.2	1	77-295	28-171
2011	12-210	17.5	1	100-387	34-213
2010	9-72	8.0	1	76-326	34-224
2009	11-159	14.5	2	85-290	31-195
2008	24-419	17.5	3	91-404	35-270
2007	10-144	14.4	0	66-322	22-165
2006	21-330	15.7	3	70-244	26-136
2005	15-392	26.1	2	88-326	32-198
2004	10-166	16.6	1	69-343	37-247
2003	14-219	15.6	1	83-412	38-296
2002	15-298	19.9	3	106-494	44-349
2001	8-63	7.9	1	88-339	25-201
2000	11-78	7.1	1	104-509	44-341
1999	17-459	27.0	5	127-576	53-342
1998	14-172	12.3	2	125-575	35-266
1997	4-10	2.5	0	95-392	31.5-253
1996*	11-91	8.3	1	75-345	36-n/a
1995	5-11	2.2	0	96-n/a	33.5-n/a
1994	14-177	12.6	3	92-n/a	40-n/a
1993*	16-134	8.4	2	84-n/a	30-n/a
1992	7-46	6.6	1	89-n/a	29-n/a
1991*	22-292	13.3	1	86-n/a	37-n/a
1990*	9-161	17.9	1	77.5-n/a	30-n/a
1989	11-52	4.7	0	92-n/a	28-n/a
1988	12-113	9.4	0	69-n/a	27-n/a
1987	17-88	5.2	1	69-n/a	33-n/a
1986	13-69	5.3	0	55-n/a	24-n/a
1985	15-72	4.8	0	69-n/a	19-n/a
1984	8-31	3.9	0	45-n/a	18-n/a
1983	20-200	10.0	2	66-n/a	29-n/a
1982	15-101	6.7	2	76-n/a	36-n/a
1981	7-65	9.3	0	66-n/a	
1980	8-100	12.5	1		
1979*	9-238	26.4	1		
1978	18-360	20.0	2		
1977	12-138	11.5	0		
1976	17-228	13.4	0		
1975	15-203	13.5	0		
1974	18-159	8.8	n/a		
1973	17-158	9.3	0		
1972	14-172	12.3	1		
1971	18-147	8.2	n/a		
1970	22-235	10.7	n/a		
1969	20-162	8.1	2		
1968	22-325	14.8	1		
1967	19-275	14.5	1		
1966	16-266	16.6	2		
1965	18-243	13.5	n/a		
1964	18-127	7.1	n/a		
1963	16-215	13.4	n/a		
1962	5-35	7.0	n/a		
1961	13-87	6.7	n/a		
1960	6-37	6.2	n/a		
1959	9-115	12.8	n/a		
1958	11-269	24.5	2		
1957	15-86	5.7	n/a		
1956	14-223	15.9	n/a		
1955	9-150	16.7	n/a		
1954	13-222	17.1	n/a		
1953	23-299	13.0	n/a		
1952	20-186	9.3			
1951	20-285	14.3	n/a		
1950	18-318	17.7	n/a		
1949	22-257	11.7	n/a		
1948	30-428	14.3	n/a		
1947	26-388	14.9	n/a		
1946	11-n/a	n/a	n/a		

*bowl statistics not included

Note: TFL and SACK became official NCAA stats in 1981

LONGEST PLAYS

RUNS FROM SCRIMMAGE

- 98 Bill Powell vs. Oregon State, Oct. 27, 1951
- 96 John Wilson vs. San Jose State, Sept. 25, 1954
- 93 Jahvid Best at UCLA, Oct. 17, 2009
- 92 Joe Kapp vs. Oregon, Oct. 25, 1958
- 91 Jerry Drew vs. Pennsylvania, Oct. 10, 1953
- 90 Tarik Smith vs. San Diego State, Sept. 14, 1996
- 90 Tyrone Moore vs. Arizona State, Nov. 14, 1987
- 90 Heine Heitmuller vs. Perris Indians, Nov. 28, 1902
- 89 J.J. Arrington at Air Force, Sept. 4, 2004
- 87 Joe Stuart vs. Coast Guard, Nov. 4, 1944
- 86 Jahvid Best at Washington State, Sept. 6, 2008
- 85 Benny Lom vs. USC, Nov. 22, 1929
- 84 Jahvid Best vs. Washington, Dec. 6, 2008
- 84 Don Johnson vs. Minnesota, Oct. 4, 1952
- 84 Jim Monachino vs. Stanford, Nov. 19, 1949

PASS PLAYS

- 92 Jared Goff to Daniel Lasco vs. Colorado, Sept. 27, 2014
- 90 Zach Maynard to Keenan Allen at Washington, Sept. 24, 2011
- 89 Jared Goff to Chris Harper vs. Washington State, Oct. 5, 2013
- 88 Joe Roth to Wesley Walker vs. Georgia, Sept. 11, 1976
- 85 Charlie Young to Oliver Hillmon vs. Oregon State, Oct. 15, 1977
- 84 Pat Barnes to Na'il Benjamin vs. Fresno State, Sept. 9, 1995
- 83 Kyle Boller to Drae Harris vs. Oregon State, Nov. 6, 1999
- 83 Charlie Young to Floyd Eddings vs. Oregon State, Oct. 15, 1977
- 83 Bob Powell to Bob Edmonston vs. St. Mary's, Sept. 22, 1945
- 81 Kyle Boller to Derek Swafford vs. Oregon State, Nov. 4, 2000
- 80 Jared Goff to Bryce Treggs at Arizona, Sept. 20, 2014
- 80 Aaron Rodgers to Geoff McArthur vs. UCLA, Oct. 16, 2004
- 80 Gale Gilbert to David Lewis vs. Arizona, Oct. 1, 1983
- 80 Rich Campbell to Holden Smith vs. Arizona, Oct. 14, 1978
- 80 Joe Kapp to Hank Olguin vs. Washington, Nov. 16, 1957
- 80 Jackie Jensen to Paul Keckley vs. Stanford, Nov. 22, 1947

PUNTS

- 89 Scott Tabor vs. USC, Sept. 26, 1987
- 84 Dan Melville vs. Nebraska, Sept. 9, 1978
- 78 Scott Tabor vs. Washington, Oct. 4, 1986
- 76 Bryan Anger vs. Stanford, Nov. 22, 2008
- 75 Bryan Anger vs. Stanford, Nov. 22, 2008
- 75 Ryan Longwell vs. USC, Oct. 30, 1993
- 73 Andrew Larson vs. Oregon State, Oct. 13, 2007
- 72 Bryan Anger at UCLA, Oct. 17, 2009
- 72 Bryan Anger vs. Arizona State, Oct. 4, 2008
- 72 Andrew Larson vs. Stanford, Dec. 2, 2006
- 72 Ryan Longwell vs. Navy, Dec. 25, 1996 (Aloha Bowl)
- 72 Arleigh Williams vs. USC, Oct. 28, 1933
- 71 Bryan Anger vs. Stanford, Nov. 20, 2010

FIELD GOALS

- 55 Tom Schneider vs. Stanford, Dec. 2, 2006
- 55 Robbie Keen vs. Washington, Nov. 12, 1988
- 54 Giorgio Tavecchio at Oregon, Oct. 6, 2011
- 54 Randy Pratt vs. UCLA, Oct. 22, 1983
- 54 Mick Luckhurst vs. Oregon State, Oct. 18, 1980
- 54 Ron Vander Meer vs. Illinois, Oct. 5, 1974
- 54 Archie Nisbet vs. Washington State, Nov. 4, 1922
- 53 Giorgio Tavecchio vs. Washington, Nov. 27, 2010
- 53 Tyler Fredrickson at Oregon, Nov. 8, 2003
- 53 Ryan Longwell vs. San Diego State, Sept. 14, 1996
- 53 Robbie Keen vs. Wisconsin, Sept. 23, 1989
- 53 Leland Rix vs. Oregon State, Oct. 11, 1986
- 52 Vincenzo D'Amato vs. Washington State, Oct. 13, 2012
- 52 Doug Brien vs. Washington, Oct. 9, 1993
- 52 Robbie Keen vs. USC, Nov. 5, 1988
- 52 Leland Rix vs. Arizona, Oct. 25, 1986
- 52 Joe Cooper vs. Georgia Tech, Sept. 16, 1978
- 52 Jim Breech vs. Stanford, Nov. 20, 1976

- 51 Vincenzo D'Amato at UCLA, Oct. 12, 2013
- 51 Giorgio Tavecchio at Arizona State, Oct. 31, 2009
- 51 Tyler Fredrickson vs. USC, Sept. 27, 2003
- 51 Mark Jensen at Michigan State, Sept. 14, 2002
- 50 Ron Miller vs. Oregon, Nov. 16, 1968
- 50 Ron Miller vs. Syracuse, Oct. 26, 1968
- 50 Randy Pratt vs. San Jose State, Sept. 17, 1983
- 50 Jim Breech vs. Washington State, Sept. 27, 1975
- 50 Robbie Keen vs. San Jose State, Oct. 7, 1989
- 50 Robbie Keen vs. Washington, Oct. 21, 1989
- 50 Robbie Keen vs. Stanford, Nov. 17, 1990
- 50 Doug Brien vs. Washington, Oct. 19, 1991
- 50 Doug Brien vs. San Jose State, Sept. 5, 1992
- 50 Mark Jensen at Oregon State, Oct. 26, 2002

KICK RETURNS

- 102 Ed Solinsky vs. Cal Aggies, Oct. 16, 1937
- 102 Frank Brunk vs. USC, Oct. 15, 1949
- 100 Trevor Davis at Washington State, Oct. 4, 2014
- 100 Deltha O'Neal vs. Navy, Dec. 25, 1996 (Aloha Bowl)
- 100 Deltha O'Neal vs. Stanford, Nov. 20, 1999
- 99 Russell White vs. Miami, Sept. 15, 1990
- 98 Trevor Davis at Washington State, Oct. 4, 2014
- 98 Don Johnson vs. UCLA, Nov. 1, 1952
- 94 LaShaun Ward vs. Arizona, Nov. 16, 2002
- 92 Tom Blanchfield vs. San Jose State, Oct. 19, 1963
- 90 Lavelle Hawkins vs. Louisiana Tech, Sept. 15, 2007
- 88 Brendan Bigelow vs. Presbyterian, Sept. 17, 2011

PUNT RETURNS

- 108 Don Guest vs. Washington State, Sept. 17, 1966 (Missed FG Attempt)
- 105 Bobby Sherman vs. Stanford, Nov. 8, 1902
- 95 DeSean Jackson at Arizona, Nov. 11, 2006
- 92 Grover Garvin vs. Washington State, Sept. 19, 1959
- 90 Jemeel Powell at Michigan State, Sept. 14, 2002
- 84 Jemeel Powell vs. Stanford, Nov. 23, 2002
- 83 Jemeel Powell at USC, Oct. 28, 2000
- 80 Leroy Sharp vs. Olympic Club, Oct. 2, 1915
- 79 Tim Mixon vs. Illinois, Sept. 17, 2005
- 77 DeSean Jackson vs. Tennessee, Sept. 1, 2007
- 76 Jeremy Ross vs. Washington State, Oct. 24, 2009

INTERCEPTION RETURNS

- 100 Matt Nixon vs. Baylor, Aug. 31, 2002
- 100 John Hardy at Wisconsin, Sept. 8, 1990
- 100 Jim Jurkovich vs. USC, Nov. 9, 1940
- 100 Deltha O'Neal vs. Oregon, Nov. 13, 1999
- 90 Bobby Smith vs. Oregon, Nov. 13, 1965
- 90 Syd'Quan Thompson at Washington State, Sept. 6, 2008
- 85 Nnamdi Asomugha at Arizona State, Nov. 9, 2002
- 85 Perry Thomas vs. St. Mary's, Sept. 25, 1937
- 85 Will Lotter vs. UCLA, Nov. 6, 1948
- 85 Charley Erb vs. Olympic Club, Sept. 25, 1920
- 82 John Cunningham vs. Washington State, Oct. 4, 1947

THE LAST TIME

CAL TEAM

Kickoff Return for TD 98, Trevor Davis at Washington State, Oct. 4, 2014
 Punt Return for TD 69, Keenan Allen vs. Southern Utah, Sept. 8, 2012
 Interception Return for TD 61, Marc Anthony vs. Southern Utah, Sept. 8, 2012
 Fumble Return for TD 19, Trevor Guyton vs. Fresno State, Sept. 3, 2011
 Scored 50+ Points 60, at Washington State, Oct. 4, 2014
 Back-To-Back 50+ Points 59 vs. Colorado/59 at Washington State, Oct. 4, 2014
 Shutout at home vs. Arizona, Oct. 1, 2005 (28-0)
 Shutout at home (Pac-10) vs. Arizona, Oct. 1, 2005 (28-0)
 Shutout on road at Arizona, Oct. 23, 2004 (38-0)
 Shutout on road (Pac-10) at Arizona, Oct. 23, 2004 (38-0)
 Overtime Game vs Colorado, Sept. 27, 2014 (59-56)
 300+ yards rushing 318, at Washington State, Oct. 13, 2012
 400+ yards rushing 431, vs. Washington, Dec. 6, 2008
 <25 yards rushing 3, vs. Stanford, Oct. 20, 2012
 300+ yards passing 393, vs BYU, Nov. 29, 2014
 400+ yards passing 527, at Washington State, Oct. 4, 2014
 500+ yards passing 527, at Washington State, Oct. 4, 2014
 <100 yards passing 92, vs. Washington, Nov. 27, 2010
 500+ yards total offense 566, vs BYU, Nov. 29, 2014
 600+ yards total offense 616, vs. Portland State, Sept. 7, 2013
 <200 yards total offense 195, vs. Texas, Dec. 28, 2011
 <150 yards total offense 130, at Stanford, Nov. 20, 1999
 Beat a Top 20 team at home vs. No. 18 Arizona, Nov. 14, 2009 (24-16)
 Beat a Top 15 team at home vs. No. 15 Tennessee, Sept. 1, 2007 (45-31)
 Beat a Top 10 team at home vs. No. 3 USC, Sept. 27, 2003 (34-31, 3ot)
 Beat a Top 5 team at home vs. No. 3 USC, Sept. 27, 2003 (34-31, 3ot)
 Beat a Top 20 team on the road at No. 14 Stanford, Nov. 21, 2009 (34-28)
 Beat a Top 15 team on the road at No. 14 Stanford, Nov. 21, 2009 (34-28)
 Beat a Top 10 team on the road at No. 10 Indiana, Nov. 27, 1969 (17-14)
 Beat a Top 5 team on the road at No. 3 Stanford, Nov. 24, 1951 (20-7)
 Forced 4 or more turnovers 4, vs. Washington, Nov. 2, 2012
 Forced 5 or more turnovers 6, vs. UCLA, Oct. 6, 2012
 Had 4 or more interceptions 4, at UCLA, Oct. 29, 2011
 Had 5 or more interceptions 5, vs. Washington, Oct. 21, 2006
 Had 0 TO at Oregon State, Nov. 1, 2014

CAL INDIVIDUAL RUSHING

Rushed for 200+ yards 311, Jahvid Best vs. Washington, Dec. 6, 2008
 Had a run of 50+ yards 50, Khalfani Muhammad at Arizona, Sept. 20, 2014
 Had a run of 75+ yards 81, Brendan Bigelow at Ohio State, Sept. 15, 2012
 Had 30+ rushing attempts 30, Daniel Lasco at Oregon State, Nov. 1, 2014
 Had 35+ rushing attempts 42, Shane Vereen at Stanford, Nov. 21, 2009
 Had 40+ rushing attempts 42, Shane Vereen at Stanford, Nov. 21, 2009
 Had 3+ TD rushes 3, Daniel Lasco at Oregon State, Nov. 1, 2014
 Had 4+ TD rushes 5, Jahvid Best at Minnesota, Sept. 19, 2009
 Had 5+ TD rushes 5, Jahvid Best at Minnesota, Sept. 19, 2009

CAL INDIVIDUAL PASSING

Passed for 300+ yards 393, Jared Goff vs BYU, Nov. 29, 2014
 Passed for 350+ yards 393, Jared Goff vs BYU, Nov. 29, 2014
 Passed for 400+ yards 527, Jared Goff at Washington State, Oct. 4, 2014
 Passed for 500+ yards 527, Jared Goff at Washington State, Oct. 4, 2014
 Had 30+ completions..... 38, Jared Goff vs BYU, Nov. 29, 2014
 Had 50+ attempts 60, Jared Goff vs BYU, Nov. 29, 2014
 Completed a pass of 50+ yards 51, Goff to Davis at Washington State, Oct. 4, 2014
 Completed a pass of 75+ yards... 75, Goff to Anderson vs Colorado, Sept. 27, 2014
 Had 4+ TD passes..... 4, Jared Goff vs BYU, Nov. 29, 2014

CAL INDIVIDUAL RECEIVING

Had 10+ receptions 12, Kenny Lawler vs BYU, Nov. 29, 2014
 Had 100+ yards receiving..... 138, Kenny Lawler vs BYU, Nov. 29, 2014
 Had 150+ yards receiving..... 231, Chris Harper vs. Washington State, Oct. 5, 2013
 Had 3+ TD catches..... 3, Kenny Lawler vs. BYU, Nov. 29, 2014

CAL INDIVIDUAL DEFENSE

Had 15+ tackles..... 16.0, Jalen Jefferson at Northwestern, Aug. 30, 2014
 Had 20+ tackles..... 22.0, Jerrott Willard vs. USC, Oct. 30, 1993
 Had 2+ interceptions 3, Kameron Jackson vs. UCLA, Oct. 16, 2012
 Had 5+ tackles for loss 5, Tully Banta-Cain vs. New Mexico State, Sept. 7, 2002
 Had 4+ sacks..... 4.5, Tully Banta-Cain vs. New Mexico State, Sept. 7, 2002
 Blocked a punt..... Bryce McGovern, vs. Stanford, Nov. 22, 2014
 Blocked a field goal Cameron Walker vs. Washington, Oct. 11, 2014
 Cal recorded a safety Mustafa Jalil vs. USC, Nov. 13, 2014

CAL INDIVIDUAL MISCELLANEOUS

Scored 4+ TDs..... 4, Trevor Davis at Washington State, Oct. 4, 2014
 Punted the ball 70+ yards 70, Cole Leininger vs. Northwestern, Aug. 31, 2013
 Kicked a 50+ yard FG 51, Vincenzo D'Amato at UCLA, Oct. 12, 2013
 Made 3+ FG 3, James Langford at Oregon State, Nov. 1, 2014
 Returned a blkd FG for a TD Zack Follett at Washington State, Sept. 6, 2008 (65 yards)
 Returned PAT for a score Wendell Hunter at Southern Miss, Dec. 6, 2004 (blocked kick)
 Returned a blkd punt for a TD Chris Conte vs. Arizona State, Oct. 23, 2010 (17 yards)

OPPONENT TEAM

Kickoff Return for TD 46, Nelson Spruce at Colorado, Nov. 16, 2013
 Punt Return for TD 58, Charles Nelson vs. Oregon, Oct. 24, 2014
 Interception Return for TD 40, Collin Ellis vs. Northwestern, Aug. 31, 2013
 Fumble Return for TD 100, Shaq Thompson vs Washington, Oct. 11, 2014
 Scored 50+ Points 59, at Washington State, Oct. 4, 2014
 Shutout by at home vs. Arizona State, Sept. 25, 1982 (15-0)
 Shutout by at home (Pac-10)..... vs. Arizona State, Sept. 25, 1982 (15-0)
 Shutout by on road at Nebraska, Sept. 11, 1999 (45-0)
 Shutout by on road (Pac-10) at USC, Oct. 22, 1994 (61-0)
 Rushed for 300+ yards 332, vs. Ohio State, Sept. 14, 2013
 Rushed for <25 yards 13, vs. Utah, Oct. 22, 2011
 Passed for 300+ yards 433, vs BYU, Nov. 29, 2014
 Passed for 400+ yards 433, vs BYU, Nov. 29, 2014
 Passed for <100 yards 28, vs. Presbyterian, Sept. 17, 2011
 Had 500+ yards total offense 540, vs BYU, Nov. 29, 2014
 Had 600+ yards total offense 812, at Washington State, Oct. 4, 2014
 Had <200 yards total offense 178, vs. Utah, Oct. 22, 2011
 Had <150 yards total offense 48, vs. Presbyterian, Sept. 17, 2011
 Forced 4 or more turnovers 5, vs. Stanford, Nov. 22, 2014
 Forced 5 or more turnovers 5, vs. Stanford, Nov. 22, 2014
 Had 4 or more interceptions 4, vs. Stanford, Nov. 22, 2014
 Had 5 or more interceptions 5, at Arizona State, Nov. 7, 1998
 Had 0 TO vs. Washington, Oct. 11, 2014

OPPONENT INDIVIDUAL RUSHING

Rushed for 200+ yards 241, Bishop Sankey, at Washington, Oct. 26, 2013
 Had a run of 50+ yards..... 73, Garrett Safron, vs. Sacramento State, Sept. 6, 2014
 Had a run of 75+ yards 79, Javorius Allen vs. USC, Nov. 9, 2013
 Had 30+ rushing attempts 32, Ka'Deem Carey vs. Arizona, Nov. 2, 2013
 Had 35+ rushing attempts 42, Yvenson Bernard, vs. Oregon State, Oct. 15, 2005
 Had 40+ rushing attempts 42, Yvenson Bernard, vs. Oregon State, Oct. 15, 2005

THE LAST TIME

OPPONENT INDIVIDUAL PASSING

Passed 300+ yards 433, Christian Stewart vs BYU, Nov. 29, 2014
 Passed for 350+ yards433, Christian Stewart vs BYU, Nov. 29, 2014
 Passed for 400+ yards433, Christian Stewart vs BYU, Nov. 29, 2014
 Had 30+ completions 31, Cody Kessler at USC, Nov. 13, 2014
 Had 50+ attempts70, Connor Halliday at Washington State, Oct. 4, 2014
 Comp. a pass of 50+ yards
83, Stewart to Leslie, vs. BYU, Nov. 29, 2014
 Comp. a pass of 75+ yards 83, Stewart to Lesler, vs. BYU, Nov. 29, 2014
 Had 4+ TD passes 5, Christian Stewart vs BYU, Nov. 29, 2014

OPPONENT INDIVIDUAL RECEIVING

Had 10+ receptions 16, Nelson Agholor at USC, Nov. 13, 2014
 Had 100+ yards receiving155, Jordan Leslie vs BYU, Nov. 29, 2014
 Had 150+ yards receiving155, Jordan Leslie vs BYU, Nov. 29, 2014
 Had 200+ yards receiving.....216, Nelson Agholor at USC, Nov. 13, 2014
 Had 3+ TD catches 3, River Cracraft at Washington State, Oct. 4, 2014

OPPONENT INDIVIDUAL DEFENSE

Had 15+ tackles 15, Darnell Sankey, vs. Sacramento State, Sept. 6, 2014
 Had 20+ tackles 20, Chester Burnett, vs. Arizona, Nov. 2, 1996 (4ot)
 Had 2+ interceptions 2, Blake Martinez, vs. Stanford, Nov. 22, 2014
 Had 5+ tackles for loss 5.0, Eric Manning, at Oregon State, Oct. 26, 2002
 Had 4+ sacks 4.5, Derrick Rodgers, at Arizona State, Nov. 9, 1996
 Blocked a punt Soma Vainuku, vs. USC, Nov. 9, 2013
 Blocked a field goal Brian Blechen, vs. Utah, Oct. 22, 2011
 Recorded a safety Team, vs. Arizona, Nov. 2, 2013

OPPONENT INDIVIDUAL MISCELLANEOUS

Scored 4+ touchdowns 4, Reymound Wright, vs Stanford, Nov. 22, 2014
 Punted the ball 60+ yards .. 63, Alejandro Maldonado, vs. Ore., Sept. 28, 2013
 Kicked a 50+ yard field goal 53, Jake Smith, vs. Arizona, Nov. 2, 2013
 Made 3+ field goals 3, Casey Skowron, at Arizona, Sept. 20, 2014
 Returned a blkd FG for a TD
 Brandon Chillar, at UCLA, Oct. 18, 2003 (65 yards)
 Returned a PAT for a score Corey Ivy, vs. Oklahoma, Sept. 20, 1997 (blocked kick)
 Returned a blkd punt for a TD Josh Shaw, vs. USC, Nov. 9, 2013 (14 yards)

CAL HISTORY



JACKIE JENSEN
RUNNING BACK, 1946-48

CALIFORNIA

YEAR-BY-YEAR RECORDS

YEAR	-----OVERALL-----					COACH
	W	L	T	PF	PA	
1886	6	2	1	88	35	O.S. Howard
1887	4	0	0	66	12	None
1888	6	1	0	104	10	
1890	4	0	0	45	4	
1891	0	1	0	0	36	
1892 Sp	4	2	0	82	24	
1892 Fa	2	1	1	44	34	Thomas McClung
1893	5	1	1	110	60	W.W. Heffelfinger
1894	0	1	2	12	18	Charles Gill
1895	3	1	1	46	10	Frank Butterworth
1896	6	2	2	150	56	
1897	0	3	2	8	58	Charles P. Nott
1898	8	0	2	221	5	Garrett Cochran
1899	7	1	1	142	2	
1900	4	2	1	53	7	Addison Kelly
1901	9	0	1	106	15	Frank Simpson
1902	8	0	0	168	12	James Whipple
1903	6	1	2	128	12	
1904	6	1	1	75	24	James Hopper
1905	4	1	2	75	12	J.W. Knibbs
1915	8	5	0	242	184	

COACHING SUMMARY

COACH	YEARS	W	L	T	PCT
O.S. Howard	1886	6	2	1	.722
Thomas McClung	1892	2	1	1	.625
W.W. Heffelfinger	1893	5	1	1	.786
Charles Gill	1894	0	1	2	.333
Frank Butterworth	1895-96	9	3	3	.700
Charles Nott	1897	0	3	2	.200
Garrett Cochran	1898-99	15	1	3	.868
Addison Kelly	1900	4	2	1	.643
Frank Simpson	1901	9	0	1	.950
James Whipple	1902-03	14	1	2	.882
James Hooper	1904	6	1	1	.813
J.W. Knibbs	1905	4	1	2	.714
Oscar Taylor	1906-08	13	10	1	.563
James Schaeffer	1909-15	73	16	8	.794
Andy Smith	1916-25	74	16	7	.799
Nibs Price	1926-30	27	17	3	.606
Bill Ingram	1931-34	27	14	4	.644
Stub Allison	1935-44	58	42	2	.578
Lawrence Shaw	1945	4	5	1	.450
Frank Wickhorst	1946	2	7	0	.222
Pappy Waldorf	1947-56	67	32	4	.670
Pete Elliott	1957-59	10	21	0	.323
Marv Levy	1960-63	8	29	3	.238
Ray Willsey	1964-71	40	42	1	.488
Mike White	1972-77	35	30	1	.538
Roger Theder	1978-81	18	27	0	.400
Joe Kapp	1982-86	20	34	1	.373
Bruce Snyder	1987-91	29	24	4	.544
Keith Gilbertson	1992-95	20	26	0	.435
Steve Mariucci	1996	6	6	0	.500
Tom Holmoe	1997-2001*	12	43	0	.218
Jeff Tedford	2002-12	82	57	0	.590
Sonny Dykes	2013-present	6	18	0	.250

*includes four forfeits in 1999 for use of ineligible players

YEAR	-----OVERALL-----					-----CONFERENCE-----					FINISH, RANKING	COACH	
	W	L	T	PF	PA	W	L	T	PF	PA			
1916	6	4	1	192	103	0	3	0	24	66	4	PCC	Andy Smith
1917	5	5	1	149	104	2	1	0	41	24	2	PCC	
1918	7	2	0	187	62	2	0	0	73	0	1	PCC	
1919	6	2	1	147	64	2	2	0	35	45	3t	PCC	
1920	9	0	0	510	14	3	0	0	104	7	1t	PCC, National Champions	
1921	9	0	1	312	33	4	0	0	167	10	1t	PCC, National Champions	
1922	9	0	0	398	34	4	0	0	146	7	1t	PCC, National Champions	
1923	9	0	1	182	7	5	0	0	66	7	1t	PCC, National Champions	
1924	8	0	2	162	51	2	0	2	54	34	2	PCC	
1925	6	3	0	192	56	2	2	0	77	41	5	PCC	
1926	3	6	0	105	167	0	5	0	33	129	9	PCC	Nibs Price
1927	7	3	0	184	64	2	3	0	55	45	5t	PCC	
1928	6	2	2	141	36	3	0	2	45	16	2	PCC	
1929	7	1	1	155	78	4	1	0	95	46	3t	PCC	
1930	4	5	0	87	170	1	4	0	46	144	8t	PCC	
1931	8	2	0	106	41	4	1	0	50	13	2	PCC	Bill Ingram
1932	7	3	2	169	89	2	2	1	37	46	5t	PCC	
1933	6	3	2	161	39	2	2	2	51	19	6	PCC	
1934	6	6	0	176	110	3	2	0	69	37	5	PCC	
1935	9	1	0	163	22	4	1	0	55	22	1t	PCC	Stub Allison
1936	6	5	0	147	74	4	3	0	87	51	4	PCC	
1937	10	0	1	214	33	6	0	1	137	26	1	PCC, National Champions, 2 AP	
1938	10	1	0	219	44	6	1	0	107	37	1t	PCC, 14 AP	
1939	3	7	0	93	134	2	5	0	58	107	8	PCC	
1940	4	6	0	84	128	3	4	0	75	68	6	PCC	
1941	4	5	0	107	71	3	4	0	76	58	7	PCC	
1942	5	5	0	98	107	3	4	0	74	94	7	PCC	
1943	4	6	0	99	143	2	2	0	26	26	2	PCC	
1944	3	6	1	78	149	1	3	1	19	78	4	PCC	
1945	4	5	1	93	107	2	4	1	55	81	6	PCC	Buck Shaw
1946	2	7	0	112	169	1	6	0	85	128	9	PCC	Frank Wickhorst
1947	9	1	0	275	111	5	1	0	135	84	2t	PCC, 15 AP	Pappy Waldorf

CAL'S EARLY RUGBY YEARS

During these years, rugby was played instead of football.

	W	L	T	PF	PA
1882-83	2	1	1	24	13
1884	2	0	0	27	0
1885	4	0	1	23	0
1906	2	4	0	19	20
1907	4	3	0	67	42
1908	7	3	1	114	46
1909	12	3	1	268	57
1910	12	0	2	279	27
1911	11	2	1	256	34
1912	10	2	1	144	58
1913	6	3	3	105	110
1914	14	1	0	276	60

YEAR-BY-YEAR RECORDS (CONTINUED)

YEAR	-----OVERALL-----					-----CONFERENCE-----					FINISH	RANKING	COACH
	W	L	T	PF	PA	W	L	T	PF	PA			
1948	10	1	0	291	100	6	0	0	155	40	1t	PCC, 4 AP	
1949	10	1	0	319	131	7	0	0	220	80	1	PCC, 3 AP	
1950	9	1	1	224	90	5	0	1	124	28	1	PCC, 5 AP, 4 UPI	
1951	8	2	0	307	166	5	2	0	183	152	3	PCC, 12 AP	
1952	7	3	0	247	127	3	3	0	109	80	4	PCC	
1953	4	4	2	220	170	2	2	2	127	98	4	PCC	
1954	5	5	0	249	177	4	3	0	178	129	4	PCC	
1955	2	7	1	107	216	1	5	1	60	162	7t	PCC	
1956	3	7	0	135	181	2	5	0	95	142	8	PCC	
1957	1	9	0	109	176	1	6	0	97	123	7t	PCC	Pete Elliott
1958	7	4	0	207	200	6	1	0	127	85	1	PCC, 16 AP	
1959	2	8	0	115	223	1	3	0	39	70	4	AAWU	
1960	2	7	1	93	195	1	3	0	38	92	4	AAWU	Marv Levy
1961	1	8	1	118	268	1	3	0	57	97	4t	AAWU	
1962	1	9	0	143	247	0	4	0	35	115	6	AAWU	
1963	4	5	1	195	213	1	3	0	74	103	5	AAWU	
1964	3	7	0	152	187	0	4	0	61	93	8	AAWU	Ray Willsey
1965	5	5	0	125	194	2	3	0	50	112	5t	AAWU	
1966	3	7	0	131	197	2	3	0	76	102	5	AAWU	
1967	5	5	0	155	195	2	3	0	79	107	6	AAWU	
1968	7	3	1	243	114	2	2	1	99	85	4	Pac-8	
1969	5	5	0	180	182	2	4	0	101	123	6	Pac-8	
1970	6	5	0	272	249	4	3	0	166	123	2t	Pac-8	
1971	6	5	0	186	262	4	3	0	109	156	3t	Pac-8	
1972	3	8	0	228	314	3	4	0	163	208	5	Pac-8	Mike White
1973	4	7	0	245	380	2	5	0	168	272	5t	Pac-8	
1974	7	3	1	276	213	4	2	1	184	148	3t	Pac-8	
1975	8	3	0	330	233	6	1	0	235	133	1t	Pac-8, 14 AP, 15 UPI	
1976	5	6	0	230	226	3	4	0	115	124	4t	Pac-8	
1977	8	3	0	300	211	4	3	0	169	156	4	Pac-8	(includes UCLA forfeit)
1978	6	5	0	236	289	3	4	0	124	204	6t	Pac-10	Roger Theder
1979	7	5	0	257	194	6	3	0	217	142	5	Pac-10	(includes Oregon forfeit)
1980	3	8	0	194	328	3	5	0	149	223	9	Pac-10	
1981	2	9	0	197	287	2	6	0	132	204	8	Pac-10	
1982	7	4	0	220	233	4	4	0	135	209	6	Pac-10	Joe Kapp
1983	5	5	1	242	227	3	4	1	179	173	8	Pac-10	
1984	2	9	0	150	264	1	8	0	104	219	10	Pac-10	
1985	4	7	0	233	265	2	7	0	146	212	10	Pac-10	
1986	2	9	0	145	325	2	7	0	116	269	9	Pac-10	
1987	3	6	2	239	267	2	3	2	137	170	8	Pac-10	Bruce Snyder
1988	5	5	1	243	244	1	5	1	109	188	10	Pac-10	
1989	4	7	0	200	288	2	6	0	151	222	10	Pac-10	
1990	7	4	1	325	341	4	3	1	221	228	4	Pac-10	
1991	10	2	0	443	239	6	2	0	237	164	2t	Pac-10, 8 AP, 7 Coaches	
1992	4	7	0	284	284	2	6	0	197	204	9	Pac-10	Keith Gilbertson
1993	9	4	0	411	303	4	4	0	183	244	4t	Pac-10, 25 AP, 24 Coaches	
1994	4	7	0	212	248	3	5	0	130	205	5t	Pac-10	
1995	3	8	0	243	286	2	6	0	170	221	8t	Pac-10	
1996	6	6	0	382	407	3	5	0	224	288	5t	Pac-10	Steve Mariucci
1997	3	8	0	295	339	1	7	0	186	259	9	Pac-10	Tom Holmoe
1998	5	6	0	183	251	3	5	0	153	205	7	Pac-10	
1999	0	11	0*	180	254	0	8	0*	131	164	6t	Pac-10	
2000	3	8	0	246	295	2	6	0	204	240	8t	Pac-10	
2001	1	10	0	201	431	0	8	0	148	333	10	Pac-10	
2002	7	5	0	427	318	4	4	0	256	238	4t	Pac-10	Jeff Tedford
2003	8	6	0	457	341	5	3	0	267	170	3t	Pac-10	
2004	10	2	0	441	192	7	1	0	287	103	2	Pac-10, 9 AP, 9 Coaches	
2005	8	4	0	395	254	4	4	0	243	190	4t	Pac-10, 25 AP, 25 Coaches	
2006	10	3	0	427	251	7	2	0	280	173	1t	Pac-10, 14 AP, 14 Coaches	
2007	7	6	0	381	348	3	6	0	218	241	7t	Pac-10	
2008	9	4	0	424	259	6	3	0	293	169	4	Pac-10, 25 Coaches	
2009	8	5	0	378	331	5	4	0	205	290	5t	Pac-10	
2010	5	7	0	310	271	3	6	0	175	209	8	Pac-10	
2011	7	6	0	368	314	4	5	0	223	227	4	Pac-12 North Division	
2012	3	9	0	276	397	2	7	0	174	300	5	Pac-12 North Division	
2013	1	11	0	276	551	0	9	0	175	425	6	Pac-12 North Division	Sonny Dykes
2014	5	7	0	459	477	3	6	0	338	397	4	Pac-12 North Division	

OVERALL RECORDS

	W-L-T	PCT	PF	PA
NCAA Recognized	645-516-51	.553	24,584	20,484
Rugby	86-22-11	.769	1,602	467
All-Time	731-538-62	.573	26,176	20,941
Conference	289-340-21	.460	12,757	13,456
Collegiate	557-495-37	.528	22,797	19,786

ALL-TIME SCORES

NOTE: First number in parenthesis is top Cal ranking, second number in parenthesis is top opponent ranking.

1882-83*
2-1-1
Head Coach: None
Captain: W.E. Conner

D2	L	Phoenix Club	4-7	SF
F10	T	Allies	0-0	SF
F24	W	Phoenix Club	7-6	SF
A7	W	Allies	13-0	SF
SF – San Francisco, CA				

1884*
2-0-0
Head Coach: None
Captain: Charles O. Bosse

F9	W	Merions	18-0	SF
M1	W	Wanderers	9-0	SF
SF – San Francisco, CA				

1885*
4-0-1
Head Coach: None
Captain: John G. Sutton

F14	W	Merions	13-0	H
F21	W	Merions	4-0	H
F28	W	Merions	4-0	H
M14	T	Wasps	0-0	H
M28	W	Wasps	2-0	H

1886
6-2-1
Head Coach: Oscar S. Howard
Captain: Frederick C. Turner

J16	W	Wasps	20-2	H
F6	L	Orions	10-12	O
F22	W	Hastings Law College	1-0	H
M13	T	Reliance	12-12	H
M27	W	Reliance	10-0	H
A30	W	Orions	29-2	H
M5	L	Reliance	4-7	H
M21	W	Wasps	1-0	H
M22	W	Hastings Law College	1-0	H
O – Oakland, CA				

1887
4-0-0
Head Coach: None
Captain: Frederick C. Turner

F18	W	S.F. Club	26-0	H
F25	W	Volunteers	14-0	H
M5	W	Reliance	14-6	H
M26	W	Reliance	12-6	H

1888
6-1-0
Head Coach: None
Captain: Charles W. Reed

F18	W	S.F. Club	26-0	H
F25	L	Volunteers	6-10	H
M10	W	S.F. Club	20-0	H
M17	W	Posens	14-0	H
M31	W	Wasps	1-0	H
A21	W	Wasps	1-0	H
A23	W	S.F. Club	36-0	SR
SR – Santa Rosa				

1889

All scheduled games were cancelled due to excessive rains.

1890
4-0-0
Head Coach: None
Captain: Fred W. McNear

J11	W	Posens	6-4	H
F8	W	Posens	16-0	H
F15	W	Posens	11-0	H
M1	W	Posens	12-0	H

1891
0-1-0
Head Coach: None
Captain: John H. White

M7	L	S.F. Club	0-36	H
----	---	-----------	------	---

1892 (SPRING)
4-2-0
Head Coach: None
Captain: George H. Foulks

D12	W	S.F. Boys HS	12-0	H
J5	W	S.F. Boys HS	14-0	H
J12	W	Hopkins Academy	16-4	H
F3	W	Berkeley Gym.	30-0	H
F20	L	Olympic Club	0-6	H
M19	L	Stanford	10-14	SF
SF – San Francisco, CA				

1892
2-1-1
Head Coach: Thomas McClung
Captain: Loren E. Hunt

O26	L	Olympic Club	10-20	SF
N5	W	Olympic Club	16-0	SF
N12	W	Olympic Club	8-4	SF
D17	T	Stanford	10-10	SF
SF – San Francisco, CA				

1893
5-1-1
Head Coach: W.W. Heffelfinger
Captain: H. Percy Benson

O28	W	Reliance Club	30-0	H
N1	W	S.F. All-Stars	14-12	SF
N3	W	Olympic Club	22-10	SF
N11	W	Olympic Club	12-6	SF
N14	W	Reliance Club	22-10	P
N17	L	Reliance Club	4-16	P
N30	T	Stanford	6-6	SF
P – Piedmont, CA; SF – San Francisco, CA				

1894
0-1-2
Head Coach: Charles O. Gill
Captain: H. Percy Benson

O13	T	Reliance Club	12-12	SF
O27	T	Reliance Club	0-0	P
N29	L	Stanford	0-6	SF
P – Piedmont, CA; SF – San Francisco, CA				

1895
3-1-1
Head Coach: Frank Butterworth
Captain: Eddie Sherman

O6	L	Reliance Club	0-4	H
O12	W	Reliance Club	12-0	H
O26	W	Reliance Club	8-0	H
N9	W	Olympic Club	20-0	SF
N28	T	Stanford	6-6	SF
SF – San Francisco, CA				

1896
6-2-2
Head Coach: Frank Butterworth
Captain: A.W. Ransome

O3	L	Reliance Club	2-12	SF
O6	T	Olympic Club	0-0	SF
O10	T	Reliance Club	0-0	SF
O17	W	Olympic Club	24-8	SF
N3	W	Reliance Club	16-10	SF
N26	L	Stanford	0-20	SF
D25	W	Los Angeles A.C.	14-0	A
D29	W	Redlands High	32-0	A
D31	W	San Diego High	52-0	A
J1	W	Whittier School	10-6	A
SF – San Francisco, CA				

1897
0-3-2
Head Coach: Charles P. Nott
Captain: Percy W. Hall

S25	L	Reliance	0-12	H
O2	L	Reliance	0-10	SF
O9	T	Reliance	4-4	H
N6	T	Reliance	4-4	H
N25	L	Stanford	0-28	SF
SF – San Francisco, CA				

1898
8-0-2
Head Coach: Garrett Cochran
Captain: Percy W. Hall

O1	W	Olympic Club	17-0	SF
O8	W	Washington Volunteers	4-0	H
O13	W	Washington Volunteers	44-0	H
O15	W	Olympic Club	18-0	SF
O18	W	Kansas Volunteers	33-0	H
O31	T	Iowa Volunteers	0-0	H
N4	W	St. Mary's	51-0	H
N12	T	Olympic Club	5-5	SF
N24	W	Stanford	22-0	SF
D26	W	Multnomah A.C.	27-0	P
P – Portland, OR; SF – San Francisco, CA				

1899
7-1-1
Head Coach: Garrett Cochran
Captain: James R. Whipple

S30	W	Olympic Club	6-0	H
O14	T	Olympic Club	0-0	SF
O21	W	League of the Cross	11-0	H
N11	W	Olympic Club	15-0	SF
N15	W	Nevada	24-0	H
N18	W	Oregon	12-0	H
N22	W	State Normal	44-0	H
N30	W	Stanford	30-0	SF
D25	L	Carlisle	0-2	SF
SF – San Francisco, CA				

1900
4-2-1
Head Coach: Addison W. Kelly
Captain: Charles A. Pringle

O6	T	Reliance	0-0	H
O20	W	Reliance	5-0	H
N10	W	Reliance	11-0	H
N14	W	Nevada	32-0	H
N17	L	Oregon	0-2	H
N22	W	San Jose Normal	5-0	H
N29	L	Stanford	0-5	SF
SF – San Francisco, CA				

1901
9-0-1
Head Coach: Frank Simpson
Captain: Lloyd A. Womble

S28	T	Reliance	0-0	H
O5	W	Olympic Club	5-0	H
O10	W	Olympic Club	6-0	H
O12	W	Reliance	6-0	H
O26	W	Olympic Club	6-5	SF
N30	W	Nevada	12-0	H
N1	W	Mare Island Marines	16-0	H
N9	W	Stanford	2-0	SF
D25	W	So. Cal. All-Stars	38-0	A
D30	W	Perris Indians	15-10	R
R – Riverside, CA; SF – San Francisco, CA				

1902
8-0-0
Head Coach: James R. Whipple
Captain: William B. Albertson

S27	W	Alumni Club	12-0	H
O4	W	Reliance	16-0	H
O11	W	Alumni Club	44-0	H
O25	W	Reliance	17-0	H
O28	W	'98-'99 Alumni	5-0	H
N1	W	Nevada	29-0	H
N8	W	Stanford	16-0	SF
N28	W	Perris Indians	29-12	R
R – Riverside, CA; SF – San Francisco, CA				

* Rugby

ALL-TIME SCORES (continued)

1903

6-1-2

Head Coach: James R. Whipple
Captain: Orval F.

S26	T	Reliance	0-0	H
03	W	Navy Hospital	51-0	H
010	W	Reliance	7-0	H
014	W	Reliance	5-0	H
024	W	Chemawa Indians	40-0	H
028	W	Alumni	6-0	H
031	W	Multnomah A.C.	11-0	H
N7	L	Nevada	2-6	H
N14	T	Stanford	6-6	SF
SF - San Francisco, CA				

1904

6-1-1

Head Coach: James Hopper
Captain: Benjamin K. Stroud

01	W	Sherman Indians	6-0	H
08	W	Olympic Club	10-0	H
018	W	Multnomah A.C.	20-0	H
022	W	Oregon	12-0	H
029	W	Pomona	5-0	H
N5	W	Nevada	16-0	H
N12	L	Stanford	0-18	H
N24	T	Washington	6-6	A

1905

4-1-2

Head Coach: J.W. Knibbs
Captain: James A. Force

S30	W	St. Vincent's	23-0	H
07	T	Williamette	0-0	H
012	T	Oregon	0-0	H
021	W	Sherman Indians	21-0	LA
028	W	Oregon Aggies	10-0	H
N4	W	Nevada	16-0	H
N11	L	Stanford	5-12	A
LA - Los Angeles, CA				

1906*

2-4-0

Head Coach: Oscar Taylor
Captain: Calvin W. Haffey

017	L	S.F. All-Stars	5-8	H
020	W	Pomona	6-0	H
024	W	Vancouver	5-0	H
027	L	Vancouver	0-3	H
N3	L	Nevada	0-3	H
N10	L	Stanford	3-6	H

1907*

4-3-0

Head Coach: Oscar Taylor
Captain: Walter Fuller

S14	L	Barbarians	0-6	H
S21	W	Barbarians	9-0	H
05	W	Barbarians	6-0	H
019	W	Nevada	25-0	H
023	W	Vancouver	16-12	H
028	L	Vancouver	0-3	H
N9	L	Stanford	11-21	A

1908*

7-3-1

Head Coach: Oscar Taylor
Captain: Ralph H. Butler

S19	W	Olympic Club	14-0	H
S26	W	Barbarians	3-0	H
03	W	Olympic Club	14-3	H
010	L	Barbarians	0-11	H
021	W	St. Mary's	32-0	H
024	W	Barbarians	17-6	H
028	T	Vancouver	3-3	H
031	L	Vancouver	0-3	H
N3	W	Olympic Club	17-8	H
N7	W	Nevada	11-0	H
N14	L	Stanford	3-12	H

1909*

12-3-1

Head Coach: James G. Schaeffer
Captain: Cedric Cerf

S4	W	Reliance	39-0	H
S9	W	Barbarians	6-3	H
S11	W	Reliance	30-0	H
S18	W	Olympic Club	16-0	H
S25	L	Barbarians	3-6	H
02	T	Castaways	10-10	LA
04	W	So. Cal All-Stars	19-3	LA
09	W	Barbarians	6-0	H
023	W	Olympic Club	19-0	H
027	W	Vancouver	24-3	H
030	W	Vancouver	39-0	H
N6	W	Nevada	24-8	H
N13	W	Stanford	19-13	A
D25	L	Vancouver	0-3	A
D29	L	Vancouver	0-5	A
J1	W	Vancouver	14-3	A
LA - Los Angeles, CA				

1910*

12-0-2

Head Coach: James G. Schaeffer
Captain: Jay Dwiggins, Jr.

S10	W	Barbarians	9-0	H
S17	W	Barbarians	32-5	H
S24	W	Olympic Club	17-3	H
01	W	Barbarians	26-0	H
08	W	Olympic Club	16-0	H
019	W	Barbarians	22-0	H
022	W	Olympic Club	40-10	H
026	W	St. Mary's	6-0	H
029	W	Olympic Club	18-0	H
N5	W	Nevada	62-0	H
N12	W	Stanford	25-6	H
D26	T	Victoria All-Stars	0-0	A
D29	W	Victoria All-Stars	3-0	A
J1	T	Victoria All-Stars	3-3	A

1911*

11-2-1

Head Coach: James G. Schaeffer
Captain: Amos W. Elliott

S9	W	Barbarians	11-0	H
S16	W	Olympic Club	8-0	H
S23	W	Barbarians	31-3	H
S30	W	Olympic Club	16-8	H
07	W	Nevada	29-0	A
014	W	Barbarians	14-3	H
021	W	Olympic Club	18-3	H
025	W	B.C. All-Stars	21-0	H
028	W	B.C. All-Stars	24-0	H
N4	W	Olympic Club	60-0	H
N11	W	Stanford	21-3	A
D25	T	Victoria All-Stars	0-0	A
D28	L	Victoria All-Stars	3-6	A
J1	L	Victoria All-Stars	0-8	A

1912*

10-2-1

Head Coach: James G. Schaeffer
Captain: John A. Stroud, Jr.

S9	W	Barbarians	8-3	H
S14	W	Olympic Club	5-3	H
S21	W	Barbarians	16-0	H
S28	W	Olympic Club	9-0	H
05	W	Nevada	34-0	H
09	W	St. Mary's	21-0	H
012	W	Olympic Club	5-0	H
019	W	Barbarians	16-3	H
026	L	Australia Waratahs	0-18	H
030	W	Australia Waratahs	6-5	H
N2	L	Australia Waratahs	3-23	H
N9	T	Stanford	3-3	H
N28	W	USC	18-0	H

1913*

6-3-3

Head Coach: James G. Schaeffer
Captain: Stirling B. Peart

S9	T	Titans	6-6	H
S13	T	Barbarians	0-0	H
S20	W	Titans	4-3	H
S27	W	Barbarians	21-0	H
04	W	UC Alumni Club	18-0	H
08	L	N.Z. All-Blacks	0-31	H
011	W	Santa Clara	6-3	H
018	W	UC Alumni Club	13-3	H
025	L	N.Z. All-Blacks	3-38	H
N8	L	Stanford	8-13	A
N22	W	Barbarians	23-10	SF
N27	T	USC	3-3	A
SF - San Francisco, CA				

1914*

14-1-0

Head Coach: James G. Schaeffer
Captain: Joseph L. McKim

S5	W	Olympic Club	11-0	H
S9	W	Titans	8-3	H
S12	W	Barbarians	12-5	H
S19	W	UC Alumni	17-5	H
S26	W	Olympic Club	13-3	H
03	W	Titans	17-3	H
010	W	UC Alumni	22-3	H
017	W	Barbarians	11-0	H
021	W	St. Mary's	28-0	H
024	W	Titans	18-0	H
028	W	St. Mary's	24-3	H
031	W	Santa Clara	25-0	H
N7	W	UC Alumni	27-3	H
N14	L	Stanford	8-26	H
N28	W	Nevada	38-3	A

1915

8-5-0

Head Coach: James G. Schaeffer
Captain: Clifford G. Canfield

S11	W	Olympic Club	17-0	H
S18	L	Commerical Club	0-10	H
S25	W	Olympic Club	18-2	H
02	W	Olympic Club	19-9	H
09	W	Originals	7-0	H
016	W	Sherman Indians	44-7	H
020	L	St. Mary's	6-7	H
023	L	USC	10-28	H
030	W	St. Mary's	10-9	H
N6	L	Washington	0-72	H
N13	L	Washington	7-13	A
N20	W	Nevada	81-6	R
N25	W	USC	23-21	A
R - Reno, NV				

1916

6-4-1, 0-3-0 PCC (4th)

Head Coach: Andy Smith
Captain: Willis R. Montgomery

S16	W	Olympic Club	23-0	H
S23	W	Originals	23-0	H
S30	T	Olympic Club	0-0	H
07	W	Originals	13-0	H
014	W	Whittier	21-17	H
021	L	Oregon	14-39	H
028	L	Occidental	13-14	H
N4	W	USC	27-0	A
N11	W	St. Mary's	48-6	H
N18	L	Washington	3-13	H
N30	L	Washington	7-14	A

* Rugby

ALL-TIME SCORES (continued)
1917
5-5-1, 2-1-0 PCC (2nd)
Head Coach: Andy Smith
Captains: Daniel P. Foster, Fred T. Brooks

S15	L	Mare Island Marines	0-27	H
S22	L	Olympic Club	2-6	H
S29	L	Mare Island Marines	0-26	H
O6	W	Olympic Club	40-0	H
O13	W	Navy Hospital Corps	33-7	H
O20	W	Occidental	20-0	H
O27	W	Oregon Aggies	14-3	H
N3	W	Washington	27-0	H
N10	L	St. Mary's	13-14	H
N17	L	Oregon	0-21	A
N29	T	USC	0-0	A

1918
7-2-0, 2-0-0 PCC (1st)
Head Coach: Andy Smith
PACIFIC COAST CONFERENCE CHAMPIONS
Captain: Carlton G. Wells

O5	L	Ft. MacDowell	7-21	H
O12	W	S.F. Presidio	13-7	H
O19	W	Fort Scott	1-0	H
N9	W	St. Mary's	40-14	H
N16	L	Mather Field	0-13	H
N23	W	Oregon	6-0	H
N30	W	Stanford	67-0	H
D7	W	San Pedro Navy	20-0	H
D14	W	USC	33-7	A

1919
6-2-1, 2-2-0 PCC (3rd-T)
Head Coach: Andy Smith
Captain: Fred T. Brooks

S27	W	Olympic Club	12-0	H
O4	T	Olympic Club	6-6	H
O11	W	St. Mary's	19-0	H
O18	W	Occidental	61-0	H
O25	L	Washington State	0-14	H
N1	W	Oregon Aggies	21-14	H
N8	W	USC	14-13	A
N22	W	Stanford	14-10	A
N27	L	Washington	0-7	A

1920
9-0-0, 3-0-0 PCC (1st-T)
Head Coach: Andy Smith
PACIFIC COAST CONFERENCE CHAMPIONS
Captain: Olin C. Majors

S25	W	Olympic Club	21-0	H
O2	W	Mare Island Marines	88-0	H
O9	W	St. Mary's	127-0	H
O16	W	Nevada	79-7	H
O23	W	Utah	63-0	H
O30	W	Oregon Aggies	17-7	A
N6	W	Washington State	49-0	H
N20	W	Stanford	38-0	H

ROSE BOWL

J1	W	Ohio State	28-0	P
----	---	------------	------	---

P - Pasadena, CA

1921
9-0-1, 3-0-0 PCC (1st-T)
Head Coach: Andy Smith
PACIFIC COAST CONFERENCE CHAMPIONS
Captain: George H. Latham

S24	W	St. Mary's	21-0	H
O1	W	Olympic Club	14-0	H
O8	W	Nevada	51-6	H
O15	W	Pacific Fleet	21-10	H
O22	W	Oregon	39-0	H
O29	W	Washington State	14-0	Po
N5	W	USC	38-7	H
N12	W	Washington	72-3	H
N19	W	Stanford	42-7	A

ROSE BOWL

J1	T	Washington & Jefferson	0-0	Pa
----	---	------------------------	-----	----

Po - Portland, OR; Pa - Pasadena, CA

1922
9-0-0, 4-0-0 PCC (1st-T)
Head Coach: Andy Smith
PACIFIC COAST CONFERENCE CHAMPIONS
Captain: Charles F. Erb, Jr.

S30	W	Santa Clara	45-14	H
O7	W	Mare Island Marines	80-0	H
O14	W	St. Mary's	41-0	H
O21	W	Olympic Club	25-0	H
O28	W	USC	12-0	A
N4	W	Washington State	61-0	H
N11	W	Washington	45-7	A
N18	W	Nevada	61-13	H
N25	W	Stanford	28-0	A

1923
9-0-1, 5-0-0 PCC (1st-T)
Head Coach: Andy Smith
PACIFIC COAST CONFERENCE CHAMPIONS
Captain: Donald P. Nichols

S22	W	Alumni All-Stars	3-0	H
S29	W	St. Mary's	49-0	H
O6	W	Santa Clara	48-0	H
O13	W	Olympic Club	16-0	H
O20	W	Oregon Aggies	26-0	H
O27	W	Washington State	9-0	P
N3	T	Nevada	0-0	H
N10	W	USC	13-7	A
N17	W	Washington	9-0	H
N24	W	Stanford	9-0	H

P - Portland, OR

1924
8-0-2, 2-0-2 PCC (2nd)
Head Coach: Andy Smith
Captain: Edwin C. Horrell

S27	W	Santa Clara	13-7	H
O4	W	St. Mary's	17-7	H
O11	W	Pomona	28-0	H
O18	W	Olympic Club	9-3	H
O25	W	Washington State	20-7	H
N1	W	USC	7-0	H
N8	T	Washington	7-7	A
N15	W	Nevada	27-0	H
N22	T	Stanford	20-20	H
J1	W	Pennsylvania	14-0	H

1925
6-3-0, 2-2-0 Overall (5th)
Head Coach: Andy Smith
Captain: Talma W. Imlay

S26	W	Santa Clara	28-0	H
O3	W	Nevada	54-0	H
O10	L	Olympic Club	0-15	H
O17	W	St. Mary's	6-0	H
O24	W	Oregon	28-0	P
O31	W	Pomona	27-0	LA
N7	W	Washington State	35-7	H
N14	L	Washington	0-7	H
N21	L	Stanford	14-27	A

P - Portland, OR; LA - Los Angeles, CA

1926
3-6-0, 0-5-0 PCC (9th)
Head Coach: Clarence M. Price
Captain: Bert Griffin

S25	W	Santa Clara	13-6	H
O2	W	Olympic Club	32-0	H
O9	L	St. Mary's	7-26	H
O16	L	Oregon Aggies	7-27	H
O23	L	USC	0-27	H
O30	L	Oregon	13-21	H
N6	L	Washington	7-13	A
N13	W	Nevada	20-6	H
N20	L	Stanford	6-41	H

1927
7-3-0, 2-3-0 PCC (5th-T)
Head Coach: Clarence M. Price
Captain: Fritz Coltrin

S24	W	Santa Clara	14-6	H
O1	W	Nevada	54-0	H
O8	W	St. Mary's	13-0	H
O15	W	Oregon	16-0	P
O22	W	Olympic Club	21-0	H
O29	L	USC	0-13	A
N5	W	Montana	33-13	H
N12	L	Washington	0-6	H
N19	L	Stanford	6-13	A
D31	W	Pennsylvania	27-13	H

P - Portland, OR

1928
6-2-2 Overall, 3-0-2 PCC (2nd)
Head Coach: Clarence M. Price
Captain: Irvine Phillips

S29	W	Santa Clara	22-0	H
O6	W	St. Mary's	7-0	H
O13	W	Washington State	13-3	H
O20	T	USC	0-0	H
O27	L	Olympic Club	0-12	H
N3	W	Oregon	13-0	H
N10	W	Washington	6-0	A
N17	W	Nevada	60-0	H
N24	T	Stanford	13-13	H

ROSE BOWL

J1	L	Georgia Tech	7-8	P
----	---	--------------	-----	---

P - Pasadena, CA

1929
7-1-1, 4-1-0 PCC (3rd-T)
Head Coach: Clarence M. Price
Captain: Roy Riegels

S28	W	Santa Clara	27-6	H
O5	T	St. Mary's	0-0	H
O12	W	Washington State	14-0	H
O19	W	Pennsylvania	12-7	A
O26	W	Olympic Club	21-19	H
N2	W	USC	15-7	A
N9	W	Montana	53-18	H
N16	W	Washington	7-0	H
N23	L	Stanford	6-21	A

1930
4-5-0, 1-4-0 PCC (8th-T)
Head Coach: Clarence M. Price
Captain: Carl Handy

S27	W	Santa Clara	19-7	H
O4	L	Washington State	0-16	H
O11	W	St. Mary's	7-6	H
O18	L	Olympic Club	7-13	H
O25	L	Washington	0-13	A
N1	W	Montana	46-0	H
N8	L	USC	0-74	A
N15	W	Nevada	8-0	H
N22	L	Stanford	0-41	H

1931
8-2-0, 4-1-0 PCC (2nd)
Head Coach: William A. Ingram
Captain: Edwin Griffiths

S26	W	Santa Clara	6-2	H
O3	L	St. Mary's	0-14	H
O10	W	Olympic Club	6-0	H
O17	W	Washington State	13-7	P
O24	L	USC	0-6	H
O31	W	Nevada	25-6	H
N7	W	Washington	13-0	H
N14	W	Idaho	18-0	H
N21	W	Stanford	6-0	A
D26	W	Georgia Tech	19-6	A

P - Portland, OR

1932
7-3-2, 2-2-1 PCC (5th-T)
Head Coach: William A. Ingram
Captain: Richard C. Tozer

S17	W	California Aggies	20-6	H
S17	W	West Coast Navy	13-0	H
S24	L	Santa Clara	0-12	H
O1	W	Olympic Club	22-6	H
O8	T	St. Mary's	12-12	H
O15	L	Washington State	2-7	H
O22	W	Washington	7-6	A
O29	W	Nevada	38-0	H
N5	L	USC	7-27	A
N12	W	Idaho	21-6	H
N19	T	Stanford	0-0	H
D17	W	Georgia Tech	27-7	H

ALL-TIME SCORES (continued)

1933

6-3-2, 2-2-2 PCC (6th)
Head Coach: William A. Ingram
Captain: John Ransome

S23 L	Santa Clara	0-7	H
S30 W	California Aggies	39-0	H
S30 W	Nevada	34-0	H
07 W	St. Mary's	14-13	H
014 W	Olympic Club	23-0	H
021 T	Washington State	6-6	A
028 L	USC	3-6	H
N4 T	UCLA	0-0	A
N11 W	Washington	33-0	H
N18 W	Idaho	6-0	H
N25 L	Stanford	3-7	A

1934

6-6-0, 3-2-0 PCC (5th)
Head Coach: William A. Ingram
Captain: Arleigh Williams

S29 W	California Aggies	54-0	H
S29 W	Nevada	33-0	H
06 L	St. Mary's	0-7	H
013 W	Pacific	7-6	H
020 W	UCLA	3-0	H
027 L	Washington	7-13	A
N3 L	Santa Clara	0-20	H
N10 W	USC	7-2	A
N17 W	Idaho	45-13	H
N24 L	Stanford	7-9	H
D25 L	Honolulu Twn Tm.	13-26	A
J1 L	Hawaii	0-14	A

1935

9-1-0, 4-1-0 PCC (1st-T)
Head Coach: Leonard B. Allison
PACIFIC COAST CONFERENCE
CO-CHAMPIONS
Captain: Larry Lutz

S28 W	California Aggies	47-0	H
S28 W	Whittier	6-0	H
05 W	St. Mary's	10-0	H
012 W	Oregon	6-0	P
019 W	Santa Clara	6-0	H
026 W	USC	21-7	H
N2 W	UCLA	14-2	A
N9 W	Washington	14-0	H
N16 W	Pacific	39-0	H
N23 L	Stanford	0-13	A

P - Portland, OR

1936

6-5-0, 4-3-0 Pac-10 (4th)
Head Coach: Leonard B. Allison
Captain: Ray Nordstrom

S26 W	Pacific	14-0	H
S26 W	California Aggies	39-0	H
03 L	St. Mary's	0-10	H
010 W	Oregon State	7-0	P
017 L	UCLA	6-17	H
024 L	Washington (8)	0-13	A
031 L	Washington State	13-14	H
N7 W	USC (11)	13-7	A
N14 W	Oregon	28-0	H
N21 W	Stanford	20-0	H
N28 L	Georgia Tech	7-13	A

P - Portland, OR

1937

10-0-1, 6-0-1 PCC (1st)
Final AP Ranking: No. 2
Head Coach: Leonard B. Allison
PACIFIC COAST CONFERENCE
CHAMPIONS
Captain: John Meek

S25 W	St. Mary's	30-7	H
02 W	Oregon State	24-6	H
09 W	Washington State	27-0	H
016 W	California Aggies	14-0	H
016 W	Pacific	20-0	H
023 W	(1) USC (11)	20-6	H
030 W	(1) UCLA	27-14	A
N6 T	(1) Washington	0-0	H
N13 W	(2) Oregon	26-0	Po
N20 W	(2) Stanford (13)	13-0	A

ROSE BOWL
 J1 W (2) Alabama (4) 13-0 Pa
 Po - Portland, OR; Pa - Pasadena, CA

1938

10-1-0, 6-1-0 PCC (1st-T)
Final AP Ranking: No. 14
Head Coach: Leonard B. Allison
PACIFIC COAST CONFERENCE
CO-CHAMPIONS
Captain: Vic Bottari

S24 W	St. Mary's	12-7	H
01 W	Washington State	27-3	A
08 W	California Aggies	48-0	H
08 W	Pacific	39-0	H
015 W	UCLA	20-7	H
022 W	(3) Washington	14-7	A
029 W	(3) Oregon State	13-7	H
N5 L	(3) USC (13)	7-13	A
N12 W	(14) Oregon	20-0	H
N19 W	(9) Stanford	6-0	H
D26 W	(9) Georgia Tech	13-0	H

1939

3-7-0, 2-5-0 PCC (8th)
Head Coach: Leonard B. Allison
Captain: Louie Smith

S30 W	California Aggies	32-14	H
S30 L	Pacific	0-6	H
07 L	St. Mary's	3-7	H
014 L	Oregon	0-6	H
021 W	Washington State	13-7	H
028 L	USC (8)	0-26	H
N4 L	UCLA (19)	7-20	A
N11 L	Washington	6-13	H
N18 L	Oregon State (19)	0-21	A
N25 W	Stanford	32-14	A

1940

4-6-0, 3-4-0 PCC (6th)
Head Coach: Leonard B. Allison
Captain: Bill Elmore

S28 L	Michigan	0-41	H
05 W	St. Mary's	9-6	H
012 L	Washington State	6-9	H
019 W	UCLA	9-7	H
026 L	Washington (16)	6-7	A
N2 L	Oregon State	13-19	H
N9 W	USC	20-7	A
N16 W	Oregon	14-6	H
N30 L	Stanford (3)	7-13	H
D28 L	Georgia Tech	0-13	A

1941

4-5-0, 3-4-0 PCC (7th)
Head Coach: Leonard B. Allison
Captains: Bob Reinhard, Jack McQuary

S27 W	St. Mary's	31-0	H
04 L	Washington State	6-13	A
011 L	Santa Clara	0-13	H
018 L	Oregon	7-19	P
025 W	USC	14-0	H
N1 W	UCLA	27-7	A
N8 L	Washington	6-13	H
N15 L	Oregon State	0-6	H
N29 W	Stanford	16-0	A

P - Portland, OR

1942

5-5-0, 3-4-0 PCC (7th)
Head Coach: Leonard B. Allison
Captains: Jim Jurkovich, John Ferguson

S26 W	St. Mary's	6-0	H
03 L	Oregon State	8-13	A
010 L	Santa Clara	6-7	H
017 L	UCLA	0-21	H
024 W	Washington	19-6	A
031 W	Oregon	20-7	H
N7 L	USC	7-21	A
N14 W	Montana	13-0	H
N21 L	Stanford	7-26	H
D12 W	Navy Pre-Flight	12-6	H

1943

4-6-0, 2-2-0 PCC (2nd)
Head Coach: Leonard B. Allison
Captain: Art Honegger

S25 W	St. Mary's	27-12	H
02 L	USC	0-7	H
09 L	Pacific (20)	6-12	H
016 W	UCLA	13-0	A
023 L	St. Mary's Pre-Flight	0-39	H
030 L	(20) USC (5)	0-13	A
N6 W	San Francisco	32-0	H
N13 W	UCLA	13-6	H
N20 L	Alameda Coast Guard	0-7	H
N27 L	Del Monte Pre-Flight (10)	8-47	H

1944

3-6-1, 1-3-1 PCC (4th)
Head Coach: Leonard B. Allison
Captains: Game Captains

S23 W	St. Mary's	31-7	H
S30 W	UCLA	6-0	H
07 T	USC	6-6	A
014 W	Pacific	14-0	H
021 L	(12) Fleet City	2-19	H
028 L	Washington	7-33	H
N4 L	Coast Guard	6-12	H
N11 L	UCLA	0-7	A
N18 L	USC (12)	0-32	H
N25 L	St. Mary's Pre-Flight	6-33	H

1945

4-5-1, 2-4-1 PCC (6th)
Head Coach: Buck Shaw
Captains: Game Captains

S22 L	St. Mary's	13-20	H
S29 L	USC	2-13	H
06 W	Washington	27-14	H
013 L	UCLA	0-13	A
027 W	Nevada	19-6	H
N3 T	Washington State	7-7	H
N10 L	USC	0-14	A
N17 L	Oregon	13-20	H
N24 W	UCLA (12)	6-0	H
D1 W	St. Mary's Pre-Flight	6-0	H

1946

2-7-0, 1-6-0 PCC (9th)
Head Coach: Frank Wickhorst
Captain: Harry Pieper

S28 L	Wisconsin	7-28	H
05 L	Oregon	13-14	H
012 W	St. Mary's (16)	20-13	H
019 L	UCLA (4)	6-13	H
026 L	Washington	6-20	A
N2 W	Washington State	47-14	H
N9 L	USC (14)	0-14	A
N16 L	Oregon State	7-28	H
N23 L	Stanford	6-25	H

1947

9-1-0, 5-1-0 PCC (2nd-T)
Final AP Ranking: No. 15
Head Coach: Pappy Waldorf
Captains: John Graves, Harry Agler

S20 W	Santa Clara	33-7	H
S27 W	Navy	14-7	H
04 W	St. Mary's	45-6	H
011 W	(8) Wisconsin	48-7	A
018 W	(4) Washington State	21-6	H
025 L	(4) USC (10)	14-39	H
N1 W	(14) UCLA (19)	6-0	A
N8 W	(12) Washington	13-7	H
N15 W	(10) Montana	60-14	H
N22 W	(9) Stanford	21-18	A

1948

10-1-0, 6-0-0 PCC (1st-T)
Final AP Ranking: No. 4
Head Coach: Pappy Waldorf
PACIFIC COAST CONFERENCE
CO-CHAMPIONS
Captain: Gene Fassetto

S18 W	Santa Clara	41-19	H
S25 W	Navy	21-7	B
02 W	St. Mary's	20-0	H
09 W	(9) Wisconsin	40-14	H
016 W	(6) Oregon State	42-0	H
023 W	(4) Washington	21-0	A
030 W	(4) USC	13-7	A
N6 W	(5) UCLA	28-13	H
N13 W	(4) Washington State	44-14	H
N20 W	(4) Stanford	7-6	H

ROSE BOWL
 J1 L (4) Northwestern (7)14-20 P
 P - Pasadena, CA; B - Baltimore, MD

ALL-TIME SCORES (continued)

1949

10-1-0, 7-0-0 PCC (1st)

Final AP Ranking: No. 3

Head Coach: Pappy Waldorf

PACIFIC COAST CONFERENCE

CHAMPIONS

Captains: Rod Franz, Jim Turner

S17	W	Santa Clara	21-7	H
S24	W	St. Mary's	29-7	H
O1	W	Oregon State	41-0	Po
O8	W	(10) Wisconsin	35-20	A
O15	W	(9) USC (12)	16-10	H
O22	W	(5) Washington	21-7	H
O29	W	(4) UCLA (20)	35-21	A
N5	W	(4) Washington State	33-14	H
N12	W	(4) Oregon	41-14	H
N19	W	(3) Stanford (12)	33-14	A

ROSE BOWL

J2	L	(3) Ohio State (6)	14-17	Pa
Po - Portland, OR; Pa - Pasadena, CA				

1950

9-1-1, 5-0-1 PCC (1st)

Final AP Ranking: No. 5

Final UPI Ranking: No. 4

Head Coach: Pappy Waldorf

PACIFIC COAST CONFERENCE

CHAMPIONS

Captains: Pete Schabarum,

Jim Monachino

S23	W	(14) Santa Clara	27-9	H
S30	W	(14) Oregon	28-7	Po
O7	W	(9) Pennsylvania (20)	14-7	H
O14	W	(7) USC	13-7	A
O21	W	(5) Oregon State	27-0	H
O28	W	(5) St. Mary's	40-25	H
N4	W	(6) Washington (12)	14-7	A
N11	W	(6) UCLA (19)	35-0	H
N18	W	(4) San Francisco	13-7	H
N25	T	(4) Stanford	7-7	H

ROSE BOWL

J1	L	(5) Michigan (9)	6-14	Pa
Po - Portland, OR; Pa - Pasadena, CA				

1951

8-2-0, 5-2-0 PCC (3rd)

Final AP Ranking: No. 12

Head Coach: Pappy Waldorf

Captains: Les Richter,

Charlie Harris

S22	W	(5) Santa Clara	34-0	H
S29	W	Pennsylvania	35-0	A
O6	W	(2) Minnesota	55-14	H
O13	W	(2) Washington State	42-35	A
O20	L	(1) USC (11)	14-21	H
O27	W	(9) Oregon State (6)	35-14	H
N3	L	(9) UCLA	7-21	A
N10	W	(17) Washington	37-28	H
N17	W	(16) Oregon	28-26	H
N24	W	(19) Stanford (3)	20-7	A

1952

7-3-0, 3-3-0 PCC (4th)

Head Coach: Pappy Waldorf

Captains: John Olszewski,

Bill Mais

S20	W	(8) Pacific	34-13	H
S27	W	(8) Missouri	28-14	H
O4	W	(4) Minnesota	49-13	A
O11	W	(3) Oregon	41-7	P
O18	W	(3) Santa Clara	27-7	H
O25	L	(4) USC (7)	0-10	A
N1	L	(11) UCLA (7)	7-28	H
N8	L	Washington	7-22	A
N15	W	Washington State	28-13	H
N22	W	Stanford	26-0	H
P - Portland, OR				

1953

4-4-2, 2-2-2 PCC (4th)

Head Coach: Pappy Waldorf

Captains: Tom Dutton, Al Talley

S19	L	(14) Baylor (20)	0-25	H
S26	W	(14) Oregon State	26-0	P
O3	L	Ohio State (6)	19-33	H
O10	W	Pennsylvania (20)	40-0	A
O17	W	(16) San Jose State	34-14	H
O24	L	USC (11)	20-32	H
O31	L	UCLA (10)	7-20	A
N7	W	Washington	53-25	H
N14	T	Oregon	0-0	H
N21	T	Stanford (16)	21-21	A
P - Portland, OR				

1954

5-5-0, 4-3-0 PCC (4th)

Head Coach: Pappy Waldorf

Captains: Paul Larson,

Jim Hanifan, Matt Hazeltine

S18	L	(12) Oklahoma (2)	13-27	H
S25	W	(17) San Jose State	45-0	H
O2	L	(18) Ohio State (14)	13-21	A
O9	L	Oregon	27-33	H
O16	W	Washington State	17-7	H
O23	L	USC (17)	27-29	A
O30	L	UCLA (3)	6-27	H
N6	W	Washington	27-6	A
N13	W	Oregon State	46-7	H
N20	W	Stanford	28-20	H

1955

2-7-1, 1-5-1 PCC (7th)

Head Coach: Pappy Waldorf

Captain: Jim Carmichael

S17	L	Pittsburgh	7-27	A
S24	L	Illinois	13-20	H
O1	W	Pennsylvania	27-7	H
O8	T	Washington State	20-20	H
O15	L	Oregon	0-21	P
O22	L	USC (10)	6-33	H
O29	L	UCLA (6)	0-47	A
N5	W	Washington	20-6	H
N12	L	Oregon State	14-16	H
N19	L	Stanford (18)	0-19	A
P - Portland, OR				

1956

3-7-0, 2-5-0 PCC (8th)

Head Coach: Pappy Waldorf

Captains: Don Gilkey,

Herb Jackson

S22	L	Baylor	6-7	H
S29	L	Illinois	20-32	A
O6	W	Pittsburgh (7)	14-0	H
O13	L	Oregon State	13-21	A
O20	L	UCLA	20-34	H
O27	W	Washington	16-7	A
N3	L	Oregon	6-28	H
N10	L	USC (16)	7-20	A
N17	L	Washington State	13-14	H
N24	W	Stanford	20-18	H

1957

1-9-0, 1-6-0 PCC (7th-T)

Head Coach: Pete Elliott

Captains: Mike White,

Bob Currie, Art Forbes

S21	L	SMU	6-13	H
S28	L	Washington State	7-13	A
O5	L	Michigan State (2)	0-19	H
O12	L	Navy	6-21	H
O19	W	USC	12-0	H
O26	L	Oregon (18)	6-24	A
N2	L	UCLA	14-16	A
N9	L	Oregon State	19-21	H
N16	L	Washington	27-35	H
N23	L	Stanford	12-14	A

1958

7-4-0, 6-1-0 PCC (1st)

Final AP Ranking: No. 16

Head Coach: Pete Elliott

PACIFIC COAST CONFERENCE

CHAMPIONS

Captains: Joe Kapp, Jack Hart

S20	L	Pacific	20-24	H
S27	L	Michigan State (4)	12-32	A
O4	W	Washington State	34-14	H
O11	W	Utah	36-21	H
O18	W	USC	14-12	A
O25	W	Oregon	23-6	H
N1	L	Oregon State	8-14	A
N8	W	UCLA	20-17	H
N15	W	Washington	12-7	A
N22	W	(19) Stanford	16-15	H

ROSE BOWL

J1	L	(16) Iowa (2)	12-38	P
P - Pasadena, CA				

1959

2-8-0, 1-3-0 AAWU (4th)

Head Coach: Pete Elliott

Captains: Pat Newell, Pete Domoto

S19	W	Washington State	20-6	S
S26	L	Iowa (13)	12-42	H
O3	L	Texas (10)	0-33	A
O10	L	Notre Dame	6-28	H
O17	L	UCLA	12-19	A
O24	L	Oregon State	20-24	H
O31	L	USC (6)	7-14	H
N7	L	Oregon (15)	18-20	A
N14	L	Washington (13)	0-20	H
N21	W	Stanford	20-17	A
S - Seattle, WA				

1960

2-7-1, 1-3-0 AAWU (4th)

Head Coach: Marv Levy

Captains: Steve Bates, Bill Patton

S17	L	Tulane	3-7	H
S24	L	Notre Dame	7-21	A
O1	L	Army	10-28	H
O8	T	Washington State	21-21	H
O15	L	USC	10-27	A
O22	L	Oregon	0-20	H
O29	W	Oregon State (15)	14-6	A
N5	L	UCLA (15)	0-28	H
N12	L	Washington (6)	7-27	A
N19	W	Stanford	21-10	H

1961

1-8-1, 1-3-0 AAWU (4th-T)

Head Coach: Marv Levy

Captain: Jim Burress

S23	L	Texas (4)	3-28	H
S30	L	Iowa (1)	7-28	A
O7	T	Missouri	14-14	A
O14	W	Washington	21-14	H
O21	L	USC	14-28	H
O28	L	Penn State	16-33	A
N4	L	UCLA	15-35	A
N11	L	Air Force	14-15	H
N18	L	Kansas	7-53	H
N25	L	Stanford	7-20	A

1962

1-9-0, 0-4-0 AAWU (6th)

Head Coach: Marv Levy

Captain: Larry Balliett

S22	L	Missouri	10-21	H
S29	W	San Jose State	25-8	H
O6	L	Pittsburgh	24-26	H
O13	L	Duke	7-21	A
O20	L	USC (3)	6-32	A
O27	L	Penn State	21-23	H
N3	L	UCLA	16-26	H
N10	L	Washington	0-27	A
N17	L	Kansas	21-33	A
N24	L	Stanford	13-30	H

1963

4-5-1, 1-3-0 AAWU (5th)

Head Coach: Marv Levy

Captain: Jim Anderson

S21	W	Iowa State	15-8	H
S28	L	Illinois	0-10	A
O5	L	Pittsburgh (9)	15-35	A
O12	T	Duke	22-22	H
O19	W	San Jose State	34-13	H
O26	L	USC	6-36	H
N2	W	UCLA	25-0	A
N9	L	Washington	26-39	H
N16	W	Utah	35-22	A
N30	L	Stanford	17-28	A

ALL-TIME SCORES (continued)

1964

3-7-0, 0-4-0 AAWU (8th)
Head Coach: Ray Willsey
Captains: Craig Morton, Ron Calegari

S19 W Missouri	21-14	H
S26 L Illinois (3)	14-20	H
O3 L Minnesota	20-26	H
O10 W Miami, Fla.	9-7	A
O17 W Navy	27-13	H
O24 L USC	21-26	A
O31 L UCLA	21-25	H
N7 L Washington	16-21	A
N14 L Utah	0-14	H
N21 L Stanford	3-21	H

1965

5-5-0, 2-3-0 AAWU (5th-T)
Head Coach: Ray Willsey
Captains: Jim Phillips, Stan Dzura

S18 L Notre Dame (3)	6-48	H
S25 L Michigan (4)	7-10	A
O2 W Kansas	17-0	H
O9 W Air Force	24-7	A
O16 W Washington	16-12	H
O23 L UCLA	3-56	A
O30 W Penn State	21-17	H
N6 L USC (6)	0-35	H
N13 W Oregon	24-0	P
N20 L Stanford	7-9	A

P - Portland, OR

1966

3-7-0, 2-3-0 AAWU (5th-T)
Head Coach: Ray Willsey
Captains: John Beasley, Dan Goich

S17 W Washington State	21-6	S
S24 L Michigan (9)	7-17	H
O1 W Pittsburgh	30-15	H
O8 L San Jose State	0-24	H
O15 W Washington	24-20	A
O22 L UCLA (3)	15-28	H
O29 L Penn State	15-33	A
N5 L USC (9)	9-35	A
N12 L Army	3-6	H
N19 L Stanford	7-13	H

S - Seattle, WA

1967

5-5-0, 2-3-0 AAWU (6th)
Head Coach: Ray Willsey
Captains: Bob Crittenden, George Gearhart

S16 W Oregon	21-13	H
S23 L Notre Dame (1)	8-41	A
S30 W Michigan	10-9	H
O7 W Air Force	14-12	H
O14 L UCLA (4)	14-37	A
O21 L Syracuse	14-20	A
O28 L Washington	6-23	H
N4 L USC (1)	12-31	H
N11 W San Jose State	30-6	H
N18 W Stanford	26-3	A

1968

7-3-1, 2-2-1 Pac-8 (4th)
Head Coach: Ray Willsey
Captains: John McGaffie, Mike McCaffrey

S21 W Michigan	21-7	A
S28 W Colorado	10-0	H
O5 W (18) San Jose State	46-0	H
O12 L (16) Army	7-10	A
O19 W UCLA	39-15	H
O26 W (11) Syracuse (10)	43-0	H
N2 T (8) Washington	7-7	A
N9 L (11) USC (1)	17-35	A
N16 W (18) Oregon	36-8	H
N23 L (18) Stanford	0-20	H
N30 W Hawaii	17-12	A

1969

5-5-0, 2-4-0 Pac-8 (6th)
Head Coach: Ray Willsey
Captains: Irby Augustine, Jim Calkins

S20 L Texas (4)	0-17	H
S27 W Indiana (10)	17-14	A
O4 W Rice	31-21	H
O11 W Washington	44-13	H
O18 L UCLA (8)	0-32	A
O25 W Washington State	17-0	S
N1 L USC (6)	9-14	H
N8 L Oregon State	3-35	H
N15 W San Jose State	31-7	H
N22 L Stanford (14)	28-29	A

S - Spokane, WA

1970

6-5-0, 4-3-0 Pac-8 (2nd-T)
Head Coach: Ray Willsey
Captains: Bob Richards, Phil Croyle

S12 L Oregon	24-31	P
S19 L Texas (2)	15-56	A
S26 W Indiana	56-14	H
O3 L Rice	0-28	A
O10 W Washington	31-28	A
O17 L UCLA (19)	21-24	H
O24 W Washington State	45-0	H
O31 W USC (18)	13-10	A
N7 L Oregon State	10-16	A
N14 W San Jose State	35-28	H
N21 W Stanford (11)	22-14	H

P - Portland, OR

1971

6-5-0, 4-3-0 Pac-8 (3rd-T)
Head Coach: Ray Willsey
Captains: Sherman White, Ray Youngblood

S11 L Arkansas (7)	20-51	LR
S18 W West Virginia	20-10	H
S25 W San Jose State	34-10	H
O2 L Ohio State (14)	3-35	A
O9 W Oregon State	30-27	H
O16 W Washington State	24-23	S
O23 W UCLA	31-24	A
O30 L USC (20)	0-28	H
N6 L Washington (20)	7-30	H
N13 W Oregon	17-10	A
N20 L Stanford (18)	0-14	A

LR - Little Rock, AR
 S - Spokane, WA

1972

3-8-0, 3-4-0 Pac-8 (5th)
Head Coach: Mike White
Captains: Steve Sweeney, Bob Kampa

S9 L Colorado (2)	10-20	A
S16 W Washington State	37-23	H
S23 L San Jose State	10-17	H
S30 L Missouri	27-34	A
O7 L Ohio State (3)	18-35	H
O14 L USC (1)	14-42	A
O21 L UCLA (11)	13-49	H
O28 L Washington	21-35	A
N4 W Oregon	31-12	H
N11 L Oregon State	23-26	P
N18 W Stanford	24-21	H

P - Portland, OR

1973

4-7-0, 2-5-0 Pac-8 (5th-T)
Head Coach: Mike White
Captains: Kevin O'Dorisio, Fred Weber

S15 L Alabama (6)	0-66	B
S22 L Illinois	7-27	H
S29 W Army	51-6	A
O6 W Washington	54-49	H
O13 L Oregon	10-41	A
O20 W Oregon State	24-14	H
O27 L UCLA (13)	21-61	A
N3 L USC (9)	14-50	H
N10 W San Jose State	19-9	H
N17 L Washington State	28-31	A
N24 L Stanford	17-26	A

B - Birmingham, AL

1974

7-3-1, 4-2-1 Pac-8 (3rd-T)
Head Coach: Mike White
Captains: Steve Bartkowski, Rob Swenson

S14 L Florida	17-21	A
S21 W San Jose State	17-16	H
S28 W Army	27-14	H
O5 W Illinois (14)	31-14	A
O12 W Oregon	40-10	H
O19 W Oregon State	17-14	A
O26 L (20) UCLA	3-28	H
N2 T USC (6)	15-15	A
N9 W (18) Washington	52-26	A
N16 W (19) Washington State	37-33	H
N23 L (19) Stanford	20-22	H

1975

8-3-0, 6-1-0 Pac-8 (1st-T)
Final AP Ranking: No. 14
Final UPI Ranking: No. 15
Head Coach: Mike White
PACIFIC-8 CONFERENCE CO-CHAMPIONS
Captains: Chuck Muncie, Paul Von der Mehden

S13 L Colorado	27-34	A
S20 L West Virginia (20)	10-28	H
S27 W Washington State	33-21	A
O4 W San Jose State	27-24	H
O11 W Oregon	34-7	A
O18 W Oregon State	51-24	H
O25 L UCLA (19)	14-28	A
N1 W USC (4)	28-14	H
N8 W (18) Washington	27-24	H
N15 W (15) Air Force	31-14	A
N22 W (13) Stanford	48-15	A

1976

5-6-0, 3-4 Pac-8 (4th-T)
Head Coach: Mike White
Captains: Joe Roth, Phil Heck

S11 L (15) Georgia (16)	24-36	A
S18 L Oklahoma (4)	17-28	A
S25 W Arizona State	31-22	A
O2 W San Jose State	43-16	H
O9 W Oregon	27-10	H
O16 L Oregon State	9-10	A
O23 L UCLA (4)	19-35	H
O30 L USC (4)	6-20	A
N6 W Washington	7-0	A
N13 W Washington State	23-22	H
N20 L Stanford	24-27	H

1977

8-3-0, 4-3-0 Pac-8 (4th)
Head Coach: Mike White
Captains: George Freitas, Burl Toler

S10 W Tennessee	27-17	A
S17 W Air Force	24-14	H
S24 W Missouri	28-21	A
O1 W (17) San Jose State	52-3	H
O8 L (14) Washington State	10-17	A
O15 W (20) Oregon State	41-17	H
O22 L (15) UCLA	19-21	A*
O29 W USC (10)	17-14	H
N5 L (17) Washington	31-50	H
N12 W Oregon	48-16	A
N19 L Stanford	3-21	A

*UCLA forfeited due to an ineligible player

ALL-TIME SCORES (continued)**1978****6-5-0, 3-4-0 Pac-10 (6th-T)****Head Coach: Roger Theder****Captains: Duke Leffler,****Ralph DeLoach**

S9	L	Nebraska (10)	26-36	A
S16	W	Georgia Tech	34-22	A
S23	W	Pacific	24-6	H
S30	W	West Virginia	28-21	A
O7	W	Oregon	21-18	H
O14	W	Arizona	33-20	A
O21	L	UCLA (10)	0-45	H
O28	L	USC (6)	17-42	A
N4	L	Arizona State	21-35	A
N11	W	Washington State	22-14	H
N18	L	Stanford	10-30	H

1979**7-5-0, 6-3-0 Pac-10 (5th)****Head Coach: Roger Theder****Captains: Paul Jones, Ron Hill**

S8	W	Arizona State (18)	17-9	A
S15	W	Arizona	10-7	A
S22	W	San Jose State	13-10	H
S29	L	Michigan (11)	10-14	H
O6	L	Oregon	14-19	A*
O13	W	Oregon State	45-0	H
O20	L	UCLA	27-28	A
O27	L	USC (3)	14-24	H
N3	L	Washington (16)	24-28	H
N10	W	Washington State	45-13	A
A N17W		Stanford	21-14	A

*Oregon forfeited due to ineligible player

GARDEN STATE BOWL

D15	L	Temple	17-28	ER
-----	---	--------	-------	----

1980**3-8-0, 3-5-0 Pac-10 (9th)****Head Coach: Roger Theder****Captains: Rich Campbell,****Ron Coccimiglio,****Kirk Karacozoff**

S13	L	Florida	13-41	T
S20	L	Army	19-26	A
S27	L	Arizona	24-31	H
O4	L	Michigan	13-38	A
O11	W	Oregon	31-6	H
O18	W	Oregon State	27-6	H
O25	L	UCLA (3)	9-32	H
N1	L	USC (7)	7-60	A
N8	L	Arizona State	6-34	A
N15	L	Washington State	17-31	H
N22	W	Stanford	28-23	H

T - Tampa, FL

1981**2-9-0, 2-6-0 Pac-10 (8th)****Head Coach: Roger Theder****Captains: Harvey Salem,****Ron Rivera**

S5	L	Texas A&M	28-29	H
S12	L	Georgia (6)	13-27	A
S19	W	Arizona	14-13	A
S26	L	San Jose State	24-27	H
O10	L	Washington	26-27	H
O17	L	Arizona State (17)	17-45	A
O24	L	UCLA	6-34	A
O31	W	Oregon State	45-3	H
N7	L	USC (3)	3-21	H
N14	L	Washington State (17)	0-9	S
N21	L	Stanford	21-42	A

S - Spokane, WA

1982**7-4-0, 4-4-0 Pac-10 (6th)****Head Coach: Joe Kapp****Captains: Harvey Salem, Reggie****Camp, Richard Rodgers**

S11	W	Colorado	31-17	A
S18	W	San Diego State	28-0	H
S25	L	Arizona State (14)	0-15	H
O2	W	San Jose State	26-7	H
O9	L	Washington (1)	7-50	A
O16	W	Oregon	10-7	H
O23	L	UCLA (11)	31-47	H
O30	W	Oregon State	28-14	A
N6	L	USC (16)	0-42	A
N13	W	Washington State	34-14	H
N20	W	Stanford	25-20	H

1983**5-5-1, 3-4-1 Pac-10 (8th)****Head Coach: Joe Kapp****Captains: Gale Gilbert,****Ron Rivera, Richard Rodgers**

S3	W	Texas A&M	19-17	A
S10	L	San Diego State	14-28	A
S17	W	San Jose State	30-9	H
O1	T	Arizona	33-33	H
O8	L	Oregon	17-24	A
O15	W	Oregon State	45-19	H
O22	L	UCLA	16-20	A
O29	L	USC	9-19	H
N5	W	Arizona State	26-24	H
N12	L	Washington State	6-16	A
N19	W	Stanford	27-18	A

1984**2-9-0, 1-8-0 Pac-10 (10th)****Head Coach: Joe Kapp****Captains: Gale Gilbert,****John Haina, Dave Pillsbury**

S8	L	Arizona	13-23	A
S15	W	Pacific	28-12	H
S22	L	Oregon	14-21	H
S29	L	San Jose State	18-33	H
O6	W	Arizona State	19-14	A
O13	L	Oregon State	6-9	A
O20	L	UCLA	14-17	H
O27	L	USC (20)	7-31	A
N3	L	Washington (1)	14-44	A
N10	L	Washington State	7-33	H
N17	L	Stanford	10-27	H

1985**4-7-0, 2-7-0 Pac-10 (10th)****Head Coach: Joe Kapp****Captains: Mark Stephens, Hardy****Nickerson, Ken Pettway**

A31	W	San Jose State	48-21	H
S7	L	Washington State	19-20	A
S14	L	Oregon State	20-23	P
S21	L	Arizona	17-23	H
O5	W	Missouri	39-32	A
O12	L	Washington	12-28	H
O19	W	Oregon	27-24	A
O26	L	UCLA (17)	7-34	A
N2	L	Arizona State	8-30	H
N9	W	USC	14-6	H
N23	L	Stanford	22-24	A

P - Portland, OR

1986**2-9-0, 2-7-0 Pac-10 (9th)****Head Coach: Joe Kapp****Captains: Gary Hein, Doug****Rlesenberg, Hardy Nickerson**

S13	L	Boston College	15-21	A
S20	W	Washington State	31-21	H
S27	L	San Jose State	14-35	H
O4	L	Washington (12)	18-50	A
O11	L	Oregon State	12-14	H
O18	L	UCLA (19)	10-36	H
O25	L	Arizona (14)	16-33	A
N1	L	Oregon	9-27	H
N8	L	Arizona State (5)	0-49	A
N15	L	USC (13)	3-28	A
N22	W	Stanford (16)	17-11	H

1987**3-6-2, 2-3-2 Pac-10 (8th)****Head Coach: Bruce Snyder****Captains: Brian Bedford,****Kam King, Ken Harvey,****Darryl Stallworth**

S5	W	Pacific	42-0	H
S12	L	San Jose State	25-27	H
S19	L	Minnesota	23-32	A
S26	L	USC	14-31	H
O3	L	Tennessee (10)	12-38	A
O10	T	Arizona	23-23	H
O24	L	UCLA (8)	18-42	A
O31	W	Oregon	20-6	A
N14	W	Arizona State	38-20	H
N21	L	Stanford	7-31	A
N28	T	Washington State	17-17	T

T - Tokyo, Japan

1988**5-5-1, 1-5-1 Pac-10 (10th)****Head Coach: Bruce Snyder****Captains: Chris Richards,****Darryl Ingram, Natu Tautagaloo,****Majett Whiteside**

S10	W	Pacific	30-7	H
S17	L	Oregon State	16-17	A
S24	W	Kansas	52-21	H
O1	W	San Jose State	21-14	H
O8	L	Washington State	13-44	A
O15	L	UCLA (2)	21-38	H
O22	W	Temple	31-14	H
O29	W	Arizona	10-7	A
N5	L	USC (2)	3-35	A
N12	L	Washington	27-28	A
N19	T	Stanford	19-19	H

1989**4-7-0, 2-6-0 Pac-10 (10th)****Head Coach: Bruce Snyder****Captains: Troy Taylor,****Tony Smith, David Ortega, Joel****Dickson**

S9	L	Oregon	19-35	A
S16	L	Miami, Fla. (2)	3-31	A
S23	W	Wisconsin	20-14	H
S30	L	UCLA	6-24	A
O7	W	San Jose State	26-21	H
O14	L	USC (10)	15-31	H
O21	L	Washington	16-29	H
O28	L	Oregon State	14-25	H
N4	W	Arizona (15)	29-28	H
N11	W	Washington State	38-26	H
N18	L	Stanford	14-24	A

1990**7-4-1, 4-3-1 Pac-10 (4th)****Head Coach: Bruce Snyder****Captains: Game Captains (Seniors)**

S8	W	Wisconsin	28-12	A
S15	L	Miami, Fla. (10)	24-52	H
S22	L	Washington State	31-41	A
S29	W	Arizona (18)	30-25	A
O6	W	San Jose State	35-34	H
O13	W	Arizona State	31-24	A
O20	W	UCLA	38-31	H
O27	L	Washington (7)	7-46	A
N3	T	USC (21)	31-31	A
N10	W	Oregon (20)	28-3	H
N17	L	Stanford	25-27	H

COPPER BOWL

D31	W	Wyoming	17-15	T
-----	---	---------	-------	---

T - Tucson, AZ

1991**10-2-0, 6-2-0 Pac-10 (2nd-T)****Final AP Ranking: No. 8****Final Coaches Ranking: No. 7****Head Coach: Bruce Snyder****Captains: Game Captains (Seniors)**

S7	W	Pacific	86-24	H
S14	W	(24) Purdue	42-18	H
S21	W	(20) Arizona	23-21	A
O5	W	(18) UCLA (24)	27-24	A
O12	W	(13) Oregon	45-7	H
O19	L	(7) Washington (3)	17-24	H
O26	W	(10) San Jose State	41-20	H
N2	W	(10) USC	52-30	H
N9	W	(7) Oregon State	27-14	A
N16	W	(6) Arizona State	25-6	H
N23	L	(6) Stanford (21)	21-38	A

CITRUS BOWL

J1	W	(14) Clemson (13)	37-13	O
----	---	-------------------	-------	---

O - Orlando, FL

ALL-TIME SCORES (continued)

1992

4-7-0, 2-6-0 Pac-10 (9th)
Head Coach: Keith Gilbertson
Captains: Greg Zomalt, Al Casner, Mack Travis, Mick Barsala

S5	W	(20) San Jose State	46-16	H
S12	L	(17) Purdue	14-41	A
S24	W	Kansas (24)	27-23	A
O3	W	Oregon State	42-0	H
O10	L	(24) Washington (1)	16-35	A
O17	L	USC (18)	24-27	A
O24	L	Arizona	17-24	H
O31	W	UCLA	48-12	H
N7	L	Oregon	17-37	A
N14	L	Arizona State	12-28	A
N21	L	Stanford (13)	21-41	H

1993

9-4-0, 4-4-0 Pac-10 (4th-T)
Final AP Ranking: No. 25
Final Coaches Ranking: No. 24
Head Coach: Keith Gilbertson
Captains: Doug Brien, Todd Steussie, Michael Davis, Eric Zomalt

S4	W	UCLA	27-25	A
S11	W	San Diego State	45-25	H
S18	W	(21) Temple	58-0	A
S25	W	(20) San Jose State	46-13	H
O2	W	(15) Oregon	42-41	H
O9	L	(16) Washington (13)	23-24	H
O16	L	(20) Washington State	7-34	A
O30	L	USC	14-42	H
N6	L	Arizona State	0-41	A
N13	W	Arizona (13)	24-20	H
N20	W	Stanford	46-17	A
N27	W	Hawaii	42-18	A

ALAMO BOWL
D31 W Iowa 37-3 SA
SA - San Antonio, TX

1994

4-7-0, 3-5-0 Pac-10 (5th-T)
Head Coach: Keith Gilbertson
Captains: Brian Thure, Jerrott Willard, Artis Houston, Ricky Spears, Tyrone Edwards

S10	L	San Diego State	20-22	A
S17	L	Hawaii	7-21	H
S24	W	Arizona State	25-21	H
O1	W	San Jose State	55-0	H
O8	W	UCLA	26-7	H
O15	L	Oregon	7-23	A
O22	L	USC	0-61	A
O29	L	Washington State	23-26	H
N5	L	Arizona (18)	6-13	A
N12	L	Washington (22)	19-31	A
N19	W	Stanford	24-23	H

1995

3-8-0, 2-6-0 Pac-10 (8th-T)
Head Coach: Keith Gilbertson
Captains: Dante DePaola, Je'Rod Cherry, Ben Lynch, Reynard Rutherford

S2	L	San Diego State	9-33	A
S9	L	Fresno State	24-25	H
S23	W	San Jose State	40-7	H
S30	L	Arizona	15-20	A
O7	L	USC (5)	16-26	H
O14	L	Oregon (15)	30-52	H
O21	W	Oregon State	13-12	A
O28	L	UCLA (24)	16-33	A
N4	W	Washington State	27-11	H
N11	L	Arizona State	29-38	H
N18	L	Stanford	24-29	A

1996

6-6-0, 3-5-0 Pac-10 (5th-T)
Head Coach: Steve Mariucci
Captains: Pat Barnes, Brandon Whiting, Ryan Longwell

S7	W	San Jose State	45-25	A
S14	W	San Diego State	42-37	H
S21	W	Nevada	33-15	H
S28	W	Oregon State	48-42 (3ot)	H
O5	W	USC (17)	22-15	A
O19	L	(19) Washington State	18-21	A
O26	L	(25) UCLA	29-38	H
N2	W	Arizona	56-55 (4ot)	H
N9	L	Arizona State (4)	7-35	A
N16	L	Oregon	23-40	A
N23	L	Stanford	21-42	H

ALOHA BOWL
D25 L Navy 38-42 I
I - Honolulu, HI

1997

3-8-0, 1-7-0 Pac-10 (9th)
Head Coach: Tom Holmoe
Captains: Brandon Whiting, Bobby Shaw, Jeremy Newberry

S6	W	Houston	35-3	A
S20	W	Oklahoma	40-36	H
S27	L	USC	17-27	H
O4	L	Louisiana Tech	34-41	S
O11	L	Washington (10)	3-30	H
O18	L	Washington State (13)	37-63	A
O25	L	UCLA (13)	17-35	A
N1	W	Oregon State	33-14	H
N8	L	Arizona State (15)	21-28	H
N15	L	Arizona	38-41 (2ot)	A
N22	L	Stanford	20-21	A

S - Shreveport, LA

1998

5-6-0, 3-5-0 Pac-10 (7th)
Head Coach: Tom Holmoe
Captains: Dameane Douglas, Matt Beck, Sekou Sanyika, John Welbourn

S5	W	Houston	14-10	H
S12	L	Nebraska (4)	3-24	H
S19	W	Oklahoma	13-12	A
S26	W	Washington State	24-14	H
O10	W	USC (19)	32-31	A
O17	L	Washington	13-21	A
O24	L	UCLA (2)	16-28	H
O31	W	Oregon State	20-19	A
N7	L	Arizona State	22-55	A
N14	L	Arizona (9)	23-27	H
N21	L	Stanford	3-10	H

1999

0-11-0, 0-8-0 Pac-10 (6th-T)*
Head Coach: Tom Holmoe
Captains: Matt Beck, Sekou Sanyika, Deltha O'Neal, Andre Carter, Mawuko Tugbenyoh, Kevin Doherty

S4	W	Rutgers*	21-7	H
S11	L	Nebraska (5)	0-45	A
S25	W	Arizona State*	24-23	H
O2	L	Washington State	7-31	A
O9	L	Brigham Young (24)	28-38	A
O16	W	UCLA*	17-0	A
O23	L	Washington	27-31	H
O30	W	USC*	17-7	H
N6	L	Oregon State	7-17	A
N13	L	Oregon	19-24	H
N20	L	Stanford	13-31	A

*Game later forfeited by Cal due to ineligible players

2000

3-8-0, 2-6-0 Pac-10 (8th-T)
Head Coach: Tom Holmoe
Captains: Andre Carter, Chidi Iwuoma, Reed Diehl, Jacob Waasdorp

S9	W	Utah	24-21	H
S16	L	Illinois (19)	15-17	A
S23	L	Fresno State	3-17	A
S30	L	Washington State	17-21	H
O7	L	Arizona State	10-30	A
O14	W	UCLA (13)	46-38 (3ot)	H
O21	L	Washington (9)	24-36	A
O28	W	USC	28-16	A
N4	L	Oregon State (14)	32-38	H
N11	L	Oregon (6)	17-25	A
N18	L	Stanford	30-36 (ot)	H

2001

1-10-0, 0-8-0 Pac-10 (10th)
Head Coach: Tom Holmoe
Captains: Scott Fujita, Marcus Fields, Dewey Hale, Brandon Ludwig, Adam Sugarman

S1	L	Illinois	17-44	H
S8	L	Brigham Young	16-44	H
S22	L	Washington State	20-51	A
S29	L	Washington (13)	28-31	H
O13	L	Oregon (5)	7-48	H
O20	L	UCLA (4)	17-56	A
O27	L	Oregon State	10-19	A
N3	L	Arizona	24-38	H
N10	L	USC	14-55	H
N17	L	Stanford (13)	28-35	A
N23	W	Rutgers	20-10	A

2002

7-5-0, 4-4-0 Pac-10 (4th-T)
Head Coach: Jeff Tedford
Captains: Nnamdi Asomugha, Kyle Boller, Joe Igber, Matt Nixon

A31	W	Baylor	70-22	H
S7	W	New Mexico State	34-13	H
S14	W	Michigan State (15)	46-22	A
S21	L	(23) Air Force	21-23	H
S28	L	Washington State (16)	38-48	H
O5	W	Washington (12)	34-27	A
O12	L	USC (20)	28-30	A
O19	W	UCLA	17-12	H
O26	L	Oregon State	13-24	A
N9	W	Arizona State (25)	55-38	A
N16	L	Arizona	41-52	H
N23	W	Stanford	30-7	H

2003

8-6-0, 5-3-0 Pac-10 (3rd-T)
Head Coach: Jeff Tedford
Captains: Adimchinobe Echemandu, Aaron Rodgers, Lorenzo Alexander, Donnie McCleskey

A23	L	Kansas State	28-42	A
A30	W	Southern Miss	34-2	H
S6	L	Colorado State	21-23	H
S11	L	Utah	24-31	A
S20	W	Illinois	31-24	A
S27	W	USC (3)	34-31 (3ot)	H
O4	L	Oregon State	21-35	H
O18	L	UCLA	20-23 (ot)	A
O25	W	Arizona	42-14	H
N1	W	Arizona State	51-23	A
N8	L	Oregon	17-21	A
N15	W	Washington	54-7	H
N22	W	Stanford	28-16	A

INSIGHT BOWL
D26 W Virginia Tech 52-49 P
P - Phoenix, AZ

ALL-TIME SCORES (continued)

<p>2004</p> <p>10-2-0, 7-1-0 Pac-10 (2nd) Final AP Ranking: No. 9 Final Coaches Ranking: No. 9 Head Coach: Jeff Tedford Captains: J.J. Arrington, Aaron Rodgers, Lorenzo Alexander, Ryan Gutierrez</p> <p>S4 W (13) Air Force 56-14 A S11 W (13) New Mexico State 41-14 H O2 W (9) Oregon State 49-7 A O9 L (7) USC (1) 17-23 A O16 W (8) UCLA 45-28 H O23 W (7) Arizona 38-0 A O30 W (7) Arizona State (20) 27-0 H N6 W (4) Oregon 28-27 H N13 W (5) Washington 42-12 A N20 W (4) Stanford 41-6 H D4 W (4) Southern Miss 26-16 A</p> <p>HOLIDAY BOWL D30 L (4) Texas Tech 31-45 SD SD - San Diego, CA</p>	<p>2007</p> <p>7-6-0, 3-6-0 Pac-10 (7th-T) Head Coach: Jeff Tedford Captains: Craig Stevens, Thomas DeCoud</p> <p>S1 W (12) Tennessee (15) 45-31 H S8 W (10) Colorado State 34-28 A S15 W (8) Louisiana Tech 42-12 H S22 W (6) Arizona 45-27 H S29 W (6) Oregon (11) 31-24 A O13 L (2) Oregon State 28-31 H O20 L (10) UCLA 21-30 A O27 L (18) Arizona State (7) 20-31 A N3 W (24) Washington State 20-17 H N10 L USC (12) 17-24 H N17 L Washington 23-37 A D1 L Stanford 13-20 A</p> <p>ARMED FORCES BOWL D31 W Air Force 42-36 FW FW - Fort Worth, TX</p>	<p>2010</p> <p>5-7-0, 3-6-0 Pac-10 (8th) Head Coach: Jeff Tedford Captains: Kevin Riley, Mike Mohamed, Chris Guarnero, Cameron Jordan, Shane Vereen</p> <p>S4 W UC Davis 52-3 H S11 W Colorado 52-7 H S17 L (24) Nevada 31-52 A S25 L Arizona 9-10 A O9 W UCLA 35-7 H O16 L USC 14-48 A O23 W Arizona State 50-17 H O30 L Oregon State 7-35 A N6 W Washington State 20-13 A N13 L Oregon (1) 13-15 H N20 L Stanford (6) 14-48 H N27 L Washington 13-16 H</p>	<p>2013</p> <p>1-11-0, 0-9-0 Pac-12 (6th-North) Head Coach: Sonny Dykes Captains: Jackson Bouza, Deandre Coleman, Freddie Tagaloa, Stefan McClure</p> <p>A31 L Northwestern (22) 30-44 H S7 W Portland State 37-30 H S14 L Ohio State (3) 32-54 H S28 L Oregon (2) 16-55 A O5 L Washington State 22-44 H O12 L UCLA (11) 10-37 A O19 L Oregon State 17-49 H O26 L Washington 17-41 A N2 L Arizona 28-33 H N9 L USC 28-62 H N16 L Colorado 24-41 A N23 L Stanford (10) 13-63</p>
<p>2005</p> <p>8-4-0, 4-4-0 Pac-10 (4th-T) Final AP Ranking: No. 25 Final Coaches Ranking: No. 25 Head Coach: Jeff Tedford Captains: Marvin Phillip, Donnie McCleskey</p> <p>S3 W (19) Sacramento State 41-3 H S10 W (16) Washington 56-17 A S17 W (15) Illinois 35-20 H S23 W (13) New Mexico State 41-13 A O1 W (12) Arizona 28-0 H O8 L (10) UCLA (16) 40-47 A O15 L (18) Oregon State 20-23 H O22 W (25) Washington State 42-28 H N5 L (23) Oregon (13) 20-27 (ot) A N12 L USC (1) 10-35 H N19 W Stanford 27-3 A</p> <p>LAS VEGAS BOWL D22 W BYU 35-28 LV LV - Las Vegas, NV</p>	<p>2008</p> <p>9-4-0, 6-3-0 Pac-10 (4th) Final Coaches Ranking: No. 25 Head Coach: Jeff Tedford Captains: Alex Mack, Zack Follett</p> <p>A30 W Michigan State 38-31 H S6 W Washington State 66-3 A S13 L (23) Maryland 27-35 A S27 W Colorado State 42-7 H O4 W Arizona State 24-14 H O18 L (25) Arizona 27-42 A O25 W UCLA 41-20 H N1 W Oregon (24) 26-16 H N8 L (21) USC (7) 3-17 A N15 L Oregon State (23) 21-34 A N22 W Stanford 37-16 H D6 W Washington 48-7 H</p> <p>EMERALD BOWL D27 W Miami, Fla. 24-17 SF SF - San Francisco, CA</p>	<p>2011</p> <p>7-6-0, 4-5-0 Pac-12 (4th-North) Head Coach: Jeff Tedford Captains: Marvin Junes, Mitchell Schwartz, Trevor Guyton, D.J. Holt</p> <p>S3 W Fresno State 36-21 C S10 W Colorado 36-33 (ot) A S17 W Presbyterian 63-12 HS S24 L Washington 23-31 A O6 L Oregon (9) 15-43 A O13 L USC 9-30 HS O22 W Utah 34-10 HS O29 L UCLA 14-31 A N5 W Washington State 30-7 HS N12 W Oregon State 23-6 HS N19 L Stanford (8) 28-31 A N25 W Arizona State 38-47 A</p> <p>HOLIDAY BOWL D28 L Texas 10-21 SD SD - San Diego, CA C - Neutral site game at Candlestick Park, San Francisco, CA HS - Home game at AT&T Park, San Francisco, CA</p>	<p>2014</p> <p>5-7-0, 3-6-0 Pac-12 (4th-North) Head Coach: Sonny Dykes Captains: Lucus Gingold, Jared Goff, Daniel Lasco, Michael Lowe, Stefan McClure, Brennan Scarlett</p> <p>A30 W Northwestern 31-24 A S6 W Sacramento State 55-14 H S20 L Arizona 45-49 A S27 W Colorado 59-56 (20T) H O4 W Washington State 60-59 A O11 L Washington 7-31 H O18 L UCLA 34-36 H O24 L Oregon (6) 41-59 L N1 W Oregon State 45-31 A N13 L USC 30-38 A N22 L Stanford 17-38 H N29 L BYU 35-42 H L - Home game at Levi's Stadium, Santa Clara, CA</p>
<p>2006</p> <p>10-3-0, 7-2-0 Pac-10 (1st-T) Final AP Ranking: No. 14 Final Coaches Ranking: No. 14 Head Coach: Jeff Tedford PAC-10 CONFERENCE CO-CHAMPIONS Captains: Desmond Bishop, Craig Stevens</p> <p>S2 L (9) Tennessee (23) 18-35 A S9 W (22) Minnesota 42-17 H S16 W (21) Portland State 42-16 H S23 W (21) Arizona State (22) 49-21 H S30 W (20) Oregon State 41-13 A O7 W (16) Oregon (11) 45-24 H O14 W (10) Washington State 21-3 A O21 W (11) Washington 31-24(ot) H N4 W (10) UCLA 38-24 H N11 L (8) Arizona 20-24 A N18 L (17) USC (4) 9-23 A D2 W (22) Stanford 26-17 H</p> <p>HOLIDAY BOWL D28 W (20) Texas A&M (21) 45-10 SD SD - San Diego, CA</p>	<p>2009</p> <p>8-5-0, 5-4-0 Pac-10 (5th-T) Head Coach: Jeff Tedford Captains: Tyson Alualu, Kevin Riley</p> <p>S5 W (12) Maryland 52-13 H S12 W (10) Eastern Washington 59-7 H S19 W (T7) Minnesota 35-21 A S26 L (6) Oregon 3-42 A O3 L (19) USC (7) 3-30 H O17 W UCLA 45-26 A O24 W Washington State 49-17 H O31 W Arizona State 23-21 A N7 L (23) Oregon State 14-31 H N14 W Arizona (18) 24-16 H N21 W Stanford (14) 34-28 A D5 L (19) Washington 10-42 A</p> <p>POINSETTIA BOWL D23 L Utah (23) 27-37 SD SD - San Diego, CA</p>	<p>2012</p> <p>3-9-0, 2-7-0 Pac-12 (5th-North) Head Coach: Jeff Tedford Captains: Keenan Allen, Brian Schwenke, Josh Hill, Robert Mullins</p> <p>S1 L Nevada 24-31 H S8 W Southern Utah 50-31 H S15 L Ohio State (12) 28-35 A S22 L USC (13) 9-27 A S29 L Arizona State 17-27 H O6 W UCLA (25) 43-17 H O13 W Washington State 31-17 A O20 L Stanford (22) 3-21 H O27 L Utah 27-49 A N2 L Washington 13-21 H N10 L Oregon (2) 17-59 H N17 L Oregon State 14-62 A</p>	

RECORDS VS. ALL OPPONENTS

OPPONENT	W-L-T	PF	PA	FIRST/LAST	NOTES
Air Force	6-2-0	226	135	1961/2007	Cal: 2007 Armed Forces Bowl win
Alabama	1-1-0	13	66	1937/1973	Cal: 1938 Rose Bowl win
Arizona	14-16-2	825	792	1978/2014	Arizona: Won the 2014 meeting on a Hail Mary on the game's final play
Arizona State	17-15-0	917	691	1976/2012	Cal: Has won eight of last 10
Arkansas	0-1-0	20	51	1971/1971	Only game in Little Rock
Army	2-4-0	117	90	1960/1980	Cal: Won back-to-back games in 1973 and '74
Baylor	1-2-0	76	54	1953/2002	All three games in Berkeley
Boston College	0-1-0	15	21	1986	BC wins only meeting in Boston to open 1986 season
BYU	1-3-0	114	152	1999/2014	Cal: 2005 Las Vegas Bowl is lone win in series
Carlisle	0-1-0	0	2	1899	Cal: First intersectional game
Clemson	1-0-0	37	13	1991	Cal: 1992 Citrus Bowl victory
Colorado	5-3-0	249	208	1968/2014	Two of last three meetings have gone to overtime
Colorado State	2-1-0	97	58	2003/2008	Cal: Has won two in a row after dropping 2003's first meeting
Duke	0-1-1	29	43	1962/1963	Cal: Came back to tie second meeting after losing first
Eastern Washington	1-0-0	59	7	2009	Cal: Ran for 342 yards to win first-ever meeting
Florida	0-2-0	30	62	1974/1980	Both games at Florida
Fresno State	1-2-0	63	63	1995/2011	Cal: Beat Fresno State in 2011 at Candlestick Park
Georgia	0-2-0	37	63	1976/1981	Both games in Athens
Georgia Tech	4-3-0	107	69	1928/1978	Cal: 1929 Rose Bowl loss
Hawaii	2-2-0	66	65	1934/1994	First three meetings in Honolulu before 1994 game in Berkeley
Houston	2-0-0	49	13	1997/1998	Cal: Won 1997 opener in Astrodome
Idaho	4-0-0	90	19	1931/1934	All four games in Berkeley
Illinois	3-7-0	183	228	1955/2005	Two of Cal's wins in Champaign
Indiana	2-0-0	73	28	1969/1970	Cal: Back-to-back wins in Bloomington and Berkeley
Iowa	1-3-0	68	111	1958/1993	Cal: 1993 Alamo Bowl 37-3 win
Iowa State	1-0-0	15	8	1963	Cal: Victory in 1963 opener in Berkeley
Kansas	3-2-0	124	130	1961/1992	Cal: Three straight wins after starting series with two losses
Kansas State	0-1-0	28	42	2003	Cal fell in 2003 opener in only meeting between teams
Louisiana Tech	1-1-0	76	53	1997/2007	Cal: Evened series with convincing 2007 victory
Maryland	1-1-0	79	48	2008/2009	Cal: Beat Terps in 2009 opener to even all-time series
Miami, Fla.	2-2-0	60	107	1964/2008	Cal: Beat Miami in 2008 Emerald Bowl in first meeting since 1990
Michigan	2-6-0	74	150	1940/1980	Michigan: Two straight wins
Michigan State	2-2-0	96	104	1957/2008	Cal: Has last won last two games after dropping first two
Minnesota	4-2-0	224	123	1951/2009	Cal: Beat Golden Gophers in first road contest of 2009
Missouri	4-2-1	167	150	1952/1985	Cal: Two straight wins
Montana	5-0-0	205	45	1927/1947	All games in Berkeley
Navy	3-2-0	106	90	1947/1996	Navy: Won 1996 Aloha Bowl
Nebraska	0-3-0	29	105	1978/1999	Nebraska: Outscored Cal 69-3 in back-to-back games (1998, '99)
Nevada	22-3-1	865	154	1899/2012	Nevada: Two straight wins
New Mexico State	3-0-0	116	40	2002/2005	Last meeting a Friday night ESPN game
Northwestern	1-2-0	75	88	1948/2014	Cal: Won first game in series in 2014 season opener
Notre Dame	0-4-0	27	138	1959/1967	Cal winless in series with last meeting 42 years ago
Occidental	2-1-0	94	14	1916/1919	Teams haven't played in 90 years
Ohio State	1-7-0	157	228	1920/2013	Seven straight wins for OSU after Cal won first meeting in 1920
Oklahoma	2-2-0	83	103	1954/1998	Cal: Back-to-back wins in last two meetings (1997, '98)
Oregon	39-36-2	1559	1418	1899/2014	Oregon: Has won last six meetings
Oregon State	35-32-0	1483	1323	1905/2014	Oregon State: Has won seven of last 10
Pacific	12-3-0	403	110	1934/1991	Cal: Won seven of last eight before Pacific dropped program
Pennsylvania	7-0-0	169	34	1924/1955	Cal dominated seven games between schools
Penn State	1-3-0	73	106	1961/1966	Only Cal victory in series in 1965 in Berkeley
Pittsburgh	2-3-0	90	103	1955/1966	Cal: Won last meeting, 30-15
Pomona College	4-0-0	66	0	1904/1925	Cal pitched shutouts in all four games between teams
Portland State	2-0-0	72	53	2006/2013	Cal: Second 40-point game in five-game 40-point streak in 2006
Presbyterian	1-0-0	63	12	2011	Cal: First meeting with Big South Conference team in 2011
Purdue	1-1-0	56	59	1991/1992	Both games decided by at least 24 points
Rice	1-1-0	31	49	1969/1970	Home team victories in both games
Rutgers	1-1-0	41	17	1999/2001	2001: Game moved to Nov. 23 from Sept. 15 after "9/11"
Sacramento State	2-0-0	96	17	2005/2014	Cal: Won both meetings decisively
St. Mary's	33-8-2	945	265	1898/1950	Cal: 127-0 win in 1920
San Diego State	3-3-0	158	145	1982/1996	Teams played four straight seasons from 1992-96
San Francisco	2-0-0	45	7	1943/1950	Both games in Berkeley
San Jose State	29-6-0	1084	514	1899/1996	Cal: Nine straight wins
Santa Clara	19-5-0	461	159	1913/1952	Cal: Six straight wins
SMU	0-1-0	6	13	1957	Only game in Berkeley
Southern Miss	2-0-0	60	18	2003/2004	2004 game postponed from Sept. 16 to Dec. 4 (Hurricane Ivan)
Southern Utah	1-0-0	50	31	2012	First meeting took place in 2012
Stanford	46-60-11	1926	2000	1892/2014	Stanford: Has won last five in a row
Syracuse	1-1-0	57	20	1967/1968	Cal: Won last meeting, 43-0
Temple	2-1-0	106	42	1979/1993	Cal: Won last meeting, 58-0
Tennessee	2-2-0	102	121	1977/2007	Cal: Evened all-time series with win in 2007 opener
Texas	0-5-0	28	155	1959/2011	Teams met for first time since 1970 in 2011 Holiday Bowl
Texas A&M	2-1-0	92	60	1981/2006	Cal: Cruised to 45-10 victory in 2006 Holiday Bowl
Texas Tech	0-1-0	31	45	2004	2004 Holiday Bowl only meeting between teams
Tulane	0-1-0	3	7	1960	Only game in Berkeley
UC Davis	9-0-0	345	23	1932/2010	All nine games in Berkeley
UCLA	32-52-1	1535	2011	1933/2014	UCLA: Snapped seven-game losing streak at Cal in 2014
USC	30-67-5	1338	2276	1912/2014	USC: Has won 11 straight since Cal's 2003 win in 3OT
Utah	5-4-0	270	205	1920/2012	Teams have split first two Pac-12 meetings
Virginia Tech	1-0-0	52	49	2003	High-scoring game in only meet at Insight Bowl
Washington	38-52-4	1725	1854	1904/2014	Washington: Has won last six meetings
Washington & Jefferson	0-0-1	0	0	1921	Only meeting in 1922 Rose Bowl
Washington State	45-26-5	1816	1334	1919/2014	Cal: Won nine of last 10 meetings
West Virginia	2-1-0	58	59	1971/1978	Cal: Won last game, 28-21
Whittier	2-0-0	27	17	1916/1935	Both games in Berkeley
Wisconsin	5-1-0	178	95	1946/1990	Cal: 3-0 in Madison
Wyoming	1-0-0	17	15	1990	Cal: Won only meeting at 1990 Copper Bowl

Notes: 2015 opponents in bold type; data includes games against "Collegiate" teams only

BOWL HISTORY

ROSE BOWL

JANUARY 1, 1921

CALIFORNIA	28
OHIO STATE	0

College football may never again witness the sheer dominance displayed by California's legendary "Wonder Teams" of the 1920s, and the 1920 football team, in particular, will forever be remembered as one of the sport's all-time great teams. Under the genius of coach Andy Smith, the Golden Bears completely dismantled opponents en route to an 8-0 record and made their first appearance in the Rose Bowl. Despite their record and having outscored opponents by a total margin of 482-14, the Bears entered the contest as an underdog. Possibly because some Easterners had not yet developed much respect for student-athletes on the West Coast, a respected Ohio State team was predicted to beat Cal by six points.

The Bears wasted little time in refuting such predictions, as Pesky Sprott scored a touchdown early in the first quarter to give California a 7-0 lead. Smith's team was able to score two more touchdowns in the second quarter while a ferocious Bear defense held Ohio State scoreless for a 21-0 halftime lead. One of the scores came on a piece of Wonder Team trickery, as Sprott pitched the ball to end Brick Muller on a reverse who heaved the ball over 50 yards to Brodie Stephens for the touchdown. That play helped Cal break the game open and is thought of as one of the most famous plays in the history of the Rose Bowl. The Bears subsequently earned the unofficial national title.

California	7	14	0	7	-	28	
Ohio State	0	0	0	0	-	0	
				Cal		Ohio State	
First Downs				17		11	
Net Yards Rushing				244		105	
Passing (Comp-Att)				6-9		11-24	
Net Yards Passing				102		133	
Total Offense Yards				346		238	

ROSE BOWL

JANUARY 1, 1922

CALIFORNIA	0
WASHINGTON & JEFFERSON	0

California's Wonder Team of 1921 defeated every opponent they faced in the regular season, scoring a total of 167 points against conference opponents while only allowing 10. California took a 9-0 record into its second straight Rose Bowl, and although the Bears were predicted to record an easy victory, steady rains had reduced the field to a quagmire, and coach Andy Smith predicted a 0-0 tie. The Bears were fortunate to escape with that, as they only gained 49 yards in total offense and had two first downs while Washington and Jefferson had a 36-yard touchdown run called back on an offside penalty. The Bears original strategy to use a wide-open passing attack was impossible given the condition of the field, and they instead had to rely entirely on power. The results were almost disastrous for the Bears, but Archie Nisbet averaged 39.7 yards on 13 punts and deserved much credit for keeping the Presidents from the end zone.

Washington and Jefferson had a distinct advantage in maturity as most of the men on its team were older than the average college player, and California originally objected to having to play a team from a school whose scholarship requirements were far below that of California. The relatively unknown school representing the East was able to keep the Bears from scoring in the swamp-like condition of the field and put an end to California's winning streak at 18 games.

California	0	0	0	0	-	0	
Wash. & Jeff.	0	0	0	0	-	0	
				Cal		Wash. & Jeff.	
First Downs				2		8	
Net Yards Rushing				49		114	
Passing (Comp-Att)				2-6		1-4	
Net Yards Passing				0		23	
Total Offense Yards				49		137	

ROSE BOWL

JANUARY 1, 1929

GEORGIA TECH	8
CALIFORNIA	7

The Rose Bowl of 1929 will be remembered forever as one of the most amazing and most talked about games played in the history of collegiate football. California faced an undefeated Georgia Tech squad in a very closely contested battle that was made most memorable thanks to a single play by California's Roy Riegels. After a scoreless first quarter, the Bears threatened by moving the ball to Georgia Tech's 25-yard-line. They were unable to get any farther, however, and possession was lost on downs. The next play became one of the most famous (or infamous) of all time. Riegels, California's All-American center, placed his name in the game's lore when Georgia Tech's Stumpy Thomason was hit by the Bears' Benny Lom at the Georgia Tech 30. Riegels scooped up the fumble and started in the right direction, but suddenly he spun around and headed the wrong way. Riegels had reached the Cal one-yard-line before Lom was able to spin him back around, only to be tackled by Georgia Tech. The play led to a safety when the Engineers blocked Lom's subsequent punt.

Georgia Tech had a 2-0 lead at halftime, then scored again in the third quarter for an 8-0 lead going into the fourth quarter. The Bears finally scored late in the fourth quarter when Lom passed to Irv Phillips in the end zone.

California	0	0	0	7	-	7	
Georgia Tech	0	2	6	0	-	8	
				Cal		Georgia Tech	
First Downs (Rush-Pass)				11 (8-3)		5 (4-1)	
Net Yards Rushing (Att-Yards)				51-204		42-166	
Passing (Comp-Att-Int)				4-12-1		1-3-0	
Net Yards Passing				67		23	
Total Offense Plays				63		45	
Total Offense Yards				271		189	

ROSE BOWL

JANUARY 1, 1938

CALIFORNIA	13
ALABAMA	0

California returned to the Rose Bowl with the "Thunder Team" of 1937. With a devastating offensive backfield and a rock-solid defense, the Golden Bears trampled their opponents in the regular season, posting a 9-0-1 record and scoring a total of 201 points while allowing only 33. The Bears, under coach Stub Allison, recorded six shutouts against opponents and utilized a punishing ground game which not only earned the team the nickname "The Thunder Team" but landed the undefeated squad a berth in the Rose Bowl.

In the Rose Bowl of 1938, the Bears recorded an impressive victory over Alabama, 13-0. California relied on its brilliant backfield of Vic Bottari and Sam Chapman to pave the way on offense. And on defense, the Bears rendered the Crimson Tide offense ineffective, holding Alabama scoreless. Following a fumble recovery by Perry Schwartz in the second quarter, the Bears marched 61 yards and scored on a four-yard run by Bottari. The only other score came early in the third quarter, when Bottari added a second touchdown on another four-yard run, making the final margin 13-0. California had completed an undefeated season for the first time since the Wonder Teams of the 1920s, and was rewarded with its most recent national championship.

California	0	7	6	0	-	13	
Alabama	0	0	0	0	-	0	
				Cal		Alabama	
First Downs				11		11	
Net Yards Rushing				192		140	
Passing (Comp-Att)				2-9		3-13	
Net Yards Passing				16		40	
Total Offense Yards				208		180	

BOWL HISTORY (continued)

ROSE BOWL

JANUARY 1, 1949

NORTHWESTERN	20
CALIFORNIA	14

Pappy Waldorf will always be remembered as one of the greatest coaches ever at California, and his 1948 team was the first of three consecutive squads he would lead to the Rose Bowl. The Bears of 1948 crushed their opponents en route to an undefeated 10-win regular season and a berth in the Rose Bowl of 1949. The Bears scored nearly three times as many total points as they allowed, and proved themselves as the top team on the West Coast.

The Rose Bowl of 1949 was billed as a battle of wits, as it pitted Pappy Waldorf against one of his former players, Northwestern coach Bob Voight. It proved to be an outstanding game, as the Bears matched the running of Jackie Jensen and Jack Swamer against Frank Aschenbrenner, Ed Tunncliffe and Art Murakowski of Northwestern. Aschenbrenner opened the scoring with a 73-yard touchdown run in the first quarter, but Jensen returned the favor with a 67-yard scoring run of his own on the next series. The game may have been decided on a controversial touchdown in the second quarter, when Murakowski scored from one yard out as he fumbled into the end zone. With Jensen sidelined by leg cramps, the Bears took the lead, 14-13, in the third quarter on a run by Swamer. Northwestern came back, however, to score the winning touchdown on a 43-yard run by Tunncliffe with 2:59 left in the game. Although the Bears lost the game, the final Associated Press Poll still ranked California fourth in the nation.

California	7	0	7	0	-	14
Northwestern	7	6	0	7	-	20
			Cal	Northwestern		
First Downs (Rush-Pass-Pen)			12 (8-4-0)	6 (5-1-0)		
Net Yards Rushing (Att-Yards)			54-173	45-273		
Passing (Comp-Att-Int)			6-16-4	1-4-0		
Net Yards Passing			83	17		
Total Offense Plays			70	49		
Total Offense Yards			256	290		

ROSE BOWL

JANUARY 2, 1950

OHIO STATE	17
CALIFORNIA	14

The Golden Bears entered the 1950 Rose Bowl with a perfect 10-0 regular season record and what many considered to be the West Coast's finest post-World War II team. Under coach Pappy Waldorf, the 1949 Bears were an even more dominant team than the previous year's Rose Bowl team. Cal scored an average of over 30 points per contest while only allowing slightly over 11 points per game in the regular season.

The Bears had built a 7-0 halftime lead on a seven-yard run by Jim Monachino, but Ohio State scored 14 unanswered points to open a 14-7 lead at the end of the third quarter. Monachino stunned the Buckeyes early in the final period when his 44-yard touchdown run tied the score at 14-14, but the Bears were to be denied once again. A bad punt by Bob Celeri gave Ohio State the ball deep in California territory late in the game and Ohio State's Jim Hague kicked a 17-yard game-winning field goal with 1:57 left in the contest. The Bears had managed to lose two consecutive Rose Bowls, but if it was any consolation, the final Associated Press Poll ranked the Golden Bears third in the country.

California	0	7	0	7	-	14
Ohio State	0	0	14	3	-	17
			Cal	Ohio State		
First Downs (Rush-Pass-Pen)			12 (8-3-1)	19 (18-1-0)		
Net Yards Rushing (Att-Yards)			40-133	67-221		
Passing (Comp-Att-Int)			3-13-4	5-14-1		
Net Yards Passing			106	34		
Total Offense Plays			53	81		
Total Offense Yards			239	255		

ROSE BOWL

JANUARY 1, 1951

MICHIGAN	14
CALIFORNIA	6

Pappy Waldorf took his Golden Bears team of 1950 to a third consecutive Rose Bowl. Again the Bears entered the Rose Bowl as an undefeated team that had laid waste to the Pacific Coast Conference. And once again California's string of hard luck Rose Bowl defeats continued. The Bears appeared ready to give coach Waldorf his first post-season victory, as they entered the game with a 9-0-1 record, having outscored opponents 218-76 during the regular season.

On the third play of the game, Pete Schabarum exploded on a 73-yard touchdown run that was wiped out because of a penalty. The Bears went ahead 6-0 in the second quarter on a 39-yard touchdown pass from Jim Marinos to Bob Cummings, and it looked as if the Bears might get that elusive Rose Bowl victory. After halftime, however, the Wolverines dominated the action and with only 5:37 left in the game, Michigan took its first lead. Moments later they added a second touchdown to secure a 14-6 win.

Although Pappy was never able to lead California to a Rose Bowl victory, the Golden Bears compiled a 53-9-1 record under coach Waldorf from 1947-52. Even after the Bears lost to Michigan in 1951, California was ranked as high as the fourth best team in the nation in the final polls (No. 4 UPI, No. 5 AP), making it three straight seasons that the Bears had finished among the top five teams in the country.

California	0	6	0	0	-	6
Michigan	0	0	0	14	-	14
			Cal	Michigan		
First Downs (Rush-Pass-Pen)			12 (11-1-0)	17 (8-8-1)		
Net Yards Rushing (Att-Yards)			51-175	39-145		
Passing (Comp-Att-Int)			4-8-0	15-21-2		
Net Yards Passing			69	146		
Total Offense Plays			59	60		
Total Offense Yards			244	291		

ROSE BOWL

JANUARY 1, 1959

IOWA	38
CALIFORNIA	12

California's last Rose Bowl appearance was one that many Old Blues would like to forget. Behind quarterback Joe Kapp and halfback Jack Hart, the Bears defeated both USC and UCLA en route to a 7-3 regular season record and the Pacific Coast Conference title. Cal was the premier team on the West Coast and on January 1, 1959, the Bears faced Iowa in the Rose Bowl.

Cal wasn't given much of a chance of upending Iowa and that played out true to form as the Hawkeyes recorded a convincing 38-12 victory. The Bears could do little to stop Iowa's powerful rushing game, as the Hawkeyes broke the Rose Bowl record for rushing yardage (429) and total offense (516). Iowa's Bob Jeter erased another Rose Bowl record with an 81-yard touchdown run and finished with 194 yards on only nine carries. Iowa had a commanding 20-0 halftime lead, then increased it to 32-6 after three quarters. Hart was able to score a pair of second half TDs on two runs, but it was hardly enough to turn the tide.

California	0	0	6	6	-	12
Iowa	7	13	12	6	-	38
			Cal	Iowa		
First Downs (Rush-Pass-Pen)			20 (15-5-0)	24 (18-5-1)		
Net Yards Rushing (Att-Yards)			53-214	55-429		
Passing (Comp-Att-Int)			9-20-2	9-14-0		
Net Yards Passing			130	87		
Total Offense Plays			73	69		
Total Offense Yards			344	516		

BOWL HISTORY (continued)
GARDEN STATE BOWL
DECEMBER 15, 1979

TEMPLE	28
CALIFORNIA	17

California returned to post-season play for the first time in 20 years at the 1979 Garden State Bowl. Behind quarterback Rich Campbell, Cal featured a good offense and a solid defense that only yielded 15 points per contest in the regular season. The Bears won their first two and last two games of the year, all on the road, including impressive victories over Washington State and Stanford to bring home the Axe.

Facing Temple in the Garden State Bowl was no easy task for the Bears, as California failed to answer the Owls' rushing attack and suffered a 28-17 defeat. The Owls took control of the game early, scoring on their first three possessions to open a 21-0 first quarter lead. Campbell put the Bears back in the game on a pair of second quarter touchdown passes to Matt Bouza and Joe Rose. The scored remained 21-14 Temple until the fourth quarter when Mick Luckhurst's 34-yard field goal pulled California within four at 21-17. That was as close as the Bears were able to come, however, as Temple scored another touchdown late in the game to secure the win.

California	0	14	0	3	-	17
Temple	21	0	0	7	-	28
			Cal	Temple		
First Downs (Rush-Pass-Pen)		15 (3-11-1)		21 (17-4-0)		
Net Yards Rushing (Att-Yards)		24-23		59-300		
Passing (Comp-Att-Int)		25-39-1		9-20-0		
Net Yards Passing		241		81		
Total Offense Plays		63		79		
Total Offense Yards		264		381		

COPPER BOWL
DECEMBER 31, 1990

CALIFORNIA	17
WYOMING	15

The 1990 Golden Bears surprised the college football world by refuting predictions that they would be a last place team, capturing a 6-4-1 record and finishing in the top half of the conference for the first time since 1979. Perhaps most memorable in the regular season, California put an end to "The Streak" by beating UCLA at Memorial Stadium and making a late rally to tie USC in Los Angeles. Under coach Bruce Snyder, the Bears awakened from their hibernation of the 1980s and were hungry for their first bowl victory in more than half a century.

The Bears offense, which was very potent during the regular season, had its poorest showing of the season, netting only 261 total yards. Fortunately, California's defense rose to the occasion to yield a season-low 15 points. Quarterback Mike Pawlawski fired a 25-yard touchdown pass to Brian Treggs in the second quarter to give the Bears a lead they would never relinquish. Robbie Keen nailed a 46-yard field goal in the third quarter, and fullback Greg Zomalt bulled into the end zone from four yards out early in the fourth as the Bears built a 17-9 advantage. In the final minutes of the game, the Bears had to hold off a Cowboy rally that included a 70-yard punt return for a touchdown. However, California stuffed the two-point conversion attempt to seal the victory.

California	0	7	3	7	-	17
Wyoming	0	3	0	12	-	15
			Cal	Wyoming		
First Downs (Rush-Pass-Pen)		14 (5-9-0)		18 (7-10-1)		
Net Yards Rushing (Att-Yards)		46-89		32-129		
Passing (Comp-Att-Int)		15-26-1		20-39-2		
Net Yards Passing		172		226		
Total Offense Plays		72		71		
Total Offense Yards		261		355		

CITRUS BOWL
JANUARY 1, 1992

CALIFORNIA	37
CLEMSON	13

Led by Mike Pawlawski and Russell White, the Golden Bears put more points on the board than any California squad since the Wonder Team of 1920. The Bears brought a 9-2 record into their first Jan. 1 bowl game in 33 years, capping a season in which they scored a modern-day record 86 points against Pacific, won dramatic come-from-behind games at Arizona and UCLA, and scored more points than any team in history against USC, a 52-30 whipping at Memorial Stadium.

California faced a very tough Clemson squad that had one of the strongest defenses in college football. The Bears, however, exploding for 17 first quarter points to leap to open a comfortable lead before the Tigers knew what hit them. Among the first quarter highlights was a 72-yard punt return for a touchdown by Brian Treggs that just about crushed any hope Clemson had of a comeback victory, as a ferocious Bear defense kept the Tigers at bay for the rest of the afternoon. White rushed for a 103 yards on 22 carries against a run defense that had not allowed a 100-yard runner in nearly four years, and the Golden Bears proved to a national television audience that they were indeed one of the elite Top 10 teams in the nation.

California	17	10	10	0	-	37
Clemson	3	7	3	0	-	13
			Cal	Clemson		
First Downs (Rush-Pass-Pen)		22 (8-11-3)		19 (13-5-1)		
Net Yards Rushing (Att-Yards)		42-146		44-206		
Passing (Comp-Att-Int)		21-33-0		15-36-3		
Net Yards Passing		230		123		
Total Offense Plays		75		80		
Total Offense Yards		376		329		

ALAMO BOWL
DECEMBER 31, 1993

CALIFORNIA	37
IOWA	3

Riding a roller coaster of a regular season that began with five straight wins only to be followed by four consecutive losses and then three more victories, California received a bid to the inaugural Alamo Bowl in San Antonio, Texas. The Bears scored on four of their first five possessions and completely shut down the Iowa offensive attack, limiting the Hawkeyes to just 90 yards of total offense in the 37-3 victory.

After three Doug Brien field goals gave Cal a 9-0 lead 20 minutes into the contest, quarterback Dave Barr hit Mike Caldwell for a six-yard score. Linebacker Jerrott Willard followed by picking off a pass and rumbling 61 yards for the touchdown as time ran out in the first half to give Cal a 23-0 margin heading to the locker room. Barr, who passed for two more scores in the second half to Iheanyi Uwaezueke and Brian Remington, finished the game 21-of-28 for 266 yards, while Lindsey Chapman led the rushing attack with 89 yards. As a team, the Bears ended the contest with an impressive time of possession advantage of 43:14 to 16:46. The victory lifted Cal into the final national polls (No. 24 Coaches/No. 25 AP).

California	6	17	7	7	-	37
Iowa	0	0	3	0	-	3
			Cal	Iowa		
First Downs (Rush-Pass-Pen)		28 (14-13-1)		5 (2-3-0)		
Net Yards Rushing (Att-Yards)		55-179		21-20		
Passing (Comp-Att-Int)		21-28-0		6-17-1		
Net Yards Passing		266		70		
Total Offense Plays		83		38		
Total Offense Yards		445		90		

BOWL HISTORY (continued)

ALOHA BOWL

DECEMBER 25, 1996

NAVY	42
CALIFORNIA	38

In a game that followed a pattern established throughout the season, Cal provided plenty of offensive fireworks, but couldn't hold on in a 42-38 loss to Navy at the Aloha Bowl. Cal seemed to have the game well in hand with a 10-point lead late in the contest, but Navy rallied for a pair of touchdowns in the final eight minutes.

The game got off to a bang when Cal's Deltha O'Neal returned the opening kickoff 100 yards for a score. Then the Bears settled into their offense, seeming to score at will in the first half, putting together drives of 81, 73, 35 and 61 yards en route to taking a 35-28 halftime lead. Quarterback Pat Barnes threw for three scores, two to wideout Bobby Shaw and one to tight end Sean Bullard, and O'Neal added a 31-yard TD scamper.

However, Cal could manage only a 41-yard Ryan Longwell field goal in the second half, before Navy put on its late rush that culminated on a 10-yard game-winning TD run by backup QB Ben Fay with 1:41 left in the contest.

Navy	7	21	0	14	-	42
California	13	22	3	0	-	38
			Cal	Navy		
First Downs (Rush-Pass-Pen)			24 (7-17-0)	25 (12-12-1)		
Net Yards Rushing (Att-Yards)			38-121	50-251		
Passing (Comp-Att-Int)			27-38-0	14-21-1		
Net Yards Passing			313	395		
Total Offense Plays			76	71		
Total Offense Yards			434	646		

INSIGHT BOWL

DECEMBER 26, 2003

CALIFORNIA	52
VIRGINIA TECH	49

After 98 points and 1,081 yards of offense, the Insight Bowl came down to a 35-yard field goal try, and Tyler Fredrickson made the final kick of his Cal career as time expired to give the Bears a 52-49 victory over Virginia Tech.

Cal's Aaron Rodgers flirted with 400 yards passing in an aerial duel that saw both teams rally from 14-point deficits. Rodgers was 27-of-35 passing for 394 yards and two TDs. He also ran for two scores and was named the game's offensive MVP.

Chase Lyman, starting in place of injured wide receiver Geoff McArthur, caught five passes for a Cal bowl-record 149 yards, including a 33-yarder from Rodgers for a touchdown.

Rodgers, who was 15-for-17 for 245 yards in the second half, scored on an eight-yard option play to put Cal ahead 42-28 with 48 seconds left in the third quarter. Virginia Tech came back as DeAngelo Hall reversed his field for a 52-yard punt return TD that tied the game at 49-49 with 3:11 remaining.

The winning drive came after Virginia Tech's subsequent kickoff went out of bounds, giving Cal the ball on the 35. Rodgers completed three passes to the Hokie 20-yard line, and a five-yard run by J.J. Arrington set up Fredrickson's winning field goal on the game's final play.

California	7	14	21	10	-	52
Virginia Tech	21	7	0	21	-	49
			Cal	Virginia Tech		
First Downs (Rush-Pass-Pen)			27 (9-17-1)	27 (8-18-1)		
Rushing (Att-Net Yds.)			41-136	26-153		
Passing (Comp-Att-Int)			27-35-0	24-36-0		
Net Yards Passing			394	398		
Total Offense Plays			76	62		
Total Offense Yards			530	551		

HOLIDAY BOWL

DECEMBER 30, 2004

TEXAS TECH	45
CALIFORNIA	31

Perhaps pining for a Rose Bowl bid that was snatched away by voters in the final week, Cal came up against the vaunted Texas Tech aerial attack led by Sonny Cumbie and fell, 45-31, in the Pacific Life Holiday Bowl. Cumbie threw for a career-high 520 yards and three touchdowns, as 21st-ranked Texas Tech upended the Golden Bears.

Cal's J.J. Arrington became just the third running back in Pac-10 history and the first for California to rush for 2,000 yards in a season when he reached the milestone against the Red Raiders. The senior carried 25 times for 173 yards against Tech to finish the year with a school-record 2,018 yards. His two-yard run in the first quarter was his 15th rushing touchdown of the year, breaking Cal's season record that has later been tied by Justin Forsett (2007) and Jahvid Best (2008).

Tech had four scoring drives that took under two minutes each. Trailing 14-7 after the first quarter, the Red Raiders scored 24 straight points and held a commanding 31-14 lead by early in the third quarter.

Cal quarterback Aaron Rodgers threw an 11-yard TD pass to Garrett Cross and scored on a 1-yard sneak, both in the final quarter.

Texas Tech	7	17	14	7	-	45
California	14	0	3	14	-	31
			Texas Tech	Cal		
First Downs (Rush-Pass-Pen)			30 (8-18-4)	27 (11-15-1)		
Net Yards Rushing (Att-Yards)			21-77	39-221		
Passing (Comp-Att-Int)			39-60-0	24-42-1		
Net Yards Passing			520	246		
Total Offense Plays			81	81		
Total Offense Yards			597	467		

LAS VEGAS BOWL

DECEMBER 22, 2005

CALIFORNIA	35
BYU	28

Marshawn Lynch rushed for career highs of 194 yards and three touchdowns to win the game's MVP award, and DeSean Jackson caught two scoring passes before Cal's defense held off BYU for a 35-28 victory.

Junior Steve Levy passed for 228 yards in his second career start for the Bears, who held off BYU's fourth-quarter comeback in a high-octane game that featured 915 total yards.

Cal took a 35-14 lead into the final quarter after Lynch's 35-yard scoring run and Jackson's exceptional 22-yard diving TD catch in the third. But BYU quarterback John Beck responded with scoring passes to Jonny Harline and Todd Watkins, whose nine-yard grab with 5:35 left cut Cal's lead to the final seven-point margin.

The Bears missed a 50-yard field goal with 2:20 to play in the fourth, but the Cougars moved just seven yards before Beck's arm was hit by Cal lineman Phillip Mbakogu on the ensuing series. Daymeion Hughes intercepted the wobbling pass to seal the victory.

The Bears' stars were the difference. Jackson scored on a 42-yard romp through the BYU secondary three seconds before halftime, while Lynch had scoring runs of 3, 23 and 35 yards along with a handful of jaw-dropping second-effort rushes. His 194 yards rushing and three touchdowns on the ground also were Cal bowl records.

BYU	0	14	0	14	-	28
California	7	14	14	0	-	35
			BYU	Cal		
First Downs (Rush-Pass-Pen)			27 (6-18-3)	26 (16-7-3)		
Net Yards Rushing (Att-Yards)			27-94	43-241		
Passes (Comp-Att-Int)			35-53-2	16-23-0		
Net Yards Passing			352	228		
Total Offense Plays			80	66		
Total Offense Yards			446	469		

BOWL HISTORY (continued)
HOLIDAY BOWL
DECEMBER 28, 2006
CALIFORNIA 45
TEXAS A&M 10

California posted its largest margin of victory in its bowl history with a 45-10 win over Texas A&M.

In his final game in a Golden Bear uniform, Marshawn Lynch rushed for 111 yards and two touchdowns to earn the game's co-offensive MVP honors. Justin Forsett was the game's leading rusher with 124 yards, and also found the end zone in the fourth quarter on an eight-yard dash.

Quarterback Nate Longshore completed 19-of-24 passes for 235 yards and a touchdown, en route to co-offensive MVP honors. Longshore also scored a touchdown on the ground in the first quarter to even the score at 7-7.

Not to be overshadowed by the offense, linebacker Desmond Bishop recorded a game-high 12 tackles to earn the game's Defensive MVP honors.

The Cal defensive unit was spectacular, allowing just 10 points, including a shutout in the second half. San Diego native Mickey Pimentel recorded seven tackles, while Eddie Young intercepted a pass (his first career INT) in the fourth quarter to highlight the other defensive notables.

Texas A&M	7	3	0	0	-	10
California	7	7	14	17	-	45
			Texas A&M			Cal
First Downs (Rush-Pass-Pen)			21 (9-11-1)			22 (11-11-0)
Net Yards Rushing (Att-Yards)			38-163			32-241
Passes (Comp-Att-Int)			18-29-1			19-24-1
Net Yards Passing			186			235
Total Offense Plays			67			56
Total Offense Yards			349			476

ARMED FORCES BOWL
DECEMBER 31, 2007
CALIFORNIA 42
AIR FORCE 36

California scored its largest comeback victory in a bowl game with a 42-36 win over Air Force.

The Falcons' crisp option offense kept the Golden Bears guessing through the first 20 minutes as Air Force scored on two drives, then pushed in another seven points after a Bear miscue on a kickoff.

However, with Cal backup quarterback Kevin Riley stepping in under center, the Cal offense came to life. The freshman signal-caller connected with DeSean Jackson for a 40-yard score and found fellow standout receivers Lavelle Hawkins and Robert Jordan for touchdowns to pull the Bears within three, 24-21, midway through the third quarter.

Cal ran a relentless ground attack behind tailback Justin Forsett, who scored a pair of TDs before Riley put the game away with a nifty option run for a 42-30 advantage.

Riley earned MVP honors by connecting on 16-of-19 passes for 269 yards and three TDs. Forsett tallied 140 yards rushing and Thomas DeCoud paced the defense with 10 tackles. Jordan caught six catches for 148 yards.

California	0	14	14	14	-	42
Air Force	7	14	6	9	-	36
			Cal			Air Force
First Downs (Rush-Pass-Pen)			26 (11-14-1)			24 (18-5-1)
Net Yards Rushing (Att-Yards)			34-202			61-312
Passes (Com-Att-Int)			21-27-0			9-20-0
Net Yards Passing			305			113
Total Offense Plays			61			81
Total Offense Yards			507			425

EMERALD BOWL
DECEMBER 27, 2008
MIAMI, FLA. 17
CALIFORNIA 24

California played its first bowl game ever in the Bay Area and made its hometown fans happy with a 24-17 victory over Miami, Fla.

Cal jumped out to an early 14-0 first quarter lead on a pair of Jahvid Best touchdown runs but Miami eventually came back to tie the contest at 17-17 in the fourth quarter. The game remained tied until late in regulation when Nate Longshore connected with Anthony Miller on a two-yard scoring strike with 2:37 to go. The winning touchdown was set up moments earlier when Zack Follett forced a fumble deep in Hurricane territory and Cameron Jordan returned it to the Miami two-yard line.

Miami was able to put together eight plays on an ensuing drive but time ran out on the Hurricanes after reaching the Bears' 37-yard line.

Best capped a tremendous season for Cal by rushing for an Emerald Bowl record 186 yards and two touchdowns, marking his fourth consecutive 100-yard rushing game and eighth of the season.

The Golden Bears also set several other school bowl records, including the team's 10.0 tackles for loss, Follett's bowl-record-tying 4.0 tackles for loss and 2.0 sacks, a 74-yard first quarter passing play between Longshore and Verran Tucker, and Jordan's seven-yard fumble return.

Miami, Fla.	0	7	7	3	-	17
California	14	0	3	7	-	24
			Miami, Fla.			Cal
First Downs (Rush-Pass-Pen)			17 (5-11-1)			11 (9-2-0)
Net Yards Rushing (Att-Yards)			32-119			30-217
Passes (Comp-Att-Int)			25-41-1			10-21-0
Net Yards Passing			194			121
Total Offense Plays			73			51
Total Offense Yards			313			338

POINSETTIA BOWL
DECEMBER 23, 2009
UTAH 37
CALIFORNIA 27

The Golden Bears jumped out to a two-touchdown lead but could not prevail as Utah's Jordan Wynn threw for a career-high 338 yards and three touchdowns to rally the Utes to a 37-27 victory over California in the Poinsettia Bowl.

The Bears, in a bowl game for the school-record seventh straight year, had their four-game postseason winning streak snapped. The Utes scored 27 straight points to win their ninth straight bowl game, the longest streak in the country and tied for the second-longest ever following the 2009 season.

Shane Vereen, who scored twice, became the seventh Cal back to gain more than 100 yards in a bowl, finishing with 122 yards on 20 carries. Vereen started the scoring with a 36-yard touchdown run and Eddie Young intercepted Wynn on the first play of Utah's next drive, returning it 31 yards for a score.

But Utah's defense shut down Cal while the Utes offense on its last four possessions of the first half. Cal finally scored again on a 1-yard run by Vereen with 39 seconds left in the third quarter to put the Bears within six at 27-21 before Utah kicked a 25-yard field goal to pull away.

Utah	7	17	3	10	-	37
California	14	0	7	6	-	27
			Utah			Cal
First Downs (Rush-Pass-Pen)			20 (6-13-1)			17 (6-10-1)
Net Yards Rushing (Att-Yards)			35-51			28-96
Passes (Com-Att-Int)			26-37-1			20-36-2
Net Yards Passing			338			214
Total Offense Plays			72			64
Total Offense Yards			389			310

BOWL HISTORY (continued)

HOLIDAY BOWL

DECEMBER 28, 2011

CALIFORNIA 10
TEXAS 21

Playing in the Holiday Bowl for the third time in school history, the Longhorns topped the Golden Bears, 21-10, in the 2011 Bridgepoint Education Holiday Bowl at Qualcomm Stadium in San Diego, CA. In addition, Cal fell to 0-5 all-time against Texas.

The Bears jumped out to an early 3-0 lead on a 47-yard field goal by Giorgio Tavecchio, but the Bears could only manage one more score in the contest. Isi Sofele scampered six yards for Cal's lone touchdown of the game on the opening drive of the second half to take a brief 10-7 lead.

Texas quarterback David Ash added his name to the list of quarterbacks who've caught a touchdown pass in the Holiday Bowl and he also threw for one score. Ash caught a 4-yard pass from wide receiver Jaxon Shipley in the second quarter to join BYU's Steve Young, Texas A&M's Bucky Richardson and Oregon's Harrington as quarterbacks who've caught touchdown passes in the Holiday Bowl. Ash would later throw a 47-yard touchdown pass to Marquise Goodwin, who made a nice over-the-shoulder catch in full stride. That score gave the Longhorns a 14-10 lead and proved to clinch the win for Texas.

Keenan Allen led the Bears with nine catches for 82 yards.

California	3	0	7	0	-	10
Texas	0	7	7	7	-	21
			Cal			Texas
First Downs (Rush-Pass-Pen)			15 (2-11-2)			13 (7-5-1)
Net Yards Rushing (Att-Yards)			36-7			35-109
Passes (Com-Att-Int)			19-33-1			15-24-0
Net Yards Passing			188			146
Total Offense Plays			69			59
Total Offense Yards			195			255

BOWL HISTORY & RECORDS (CONTINUED)

INDIVIDUAL RECORDS

RUSHING

Attempts: 34, Vic Bottari vs. Alabama, 1938 Rose Bowl
Yards: 194, Marshawn Lynch vs. BYU, 2005 Pioneer PureVision Las Vegas
Touchdowns: 3, Marshawn Lynch vs. BYU, 2005 Pioneer PureVision Las Vegas Bowl
Longest Rush: 67, Jackie Jensen vs. Northwestern, 1949 Rose Bowl

PASSING

Attempts: 42, Aaron Rodgers vs. Texas Tech, 2004 Holiday Bowl
Completions: 27, Pat Barnes vs. Navy, 1996 Aloha Bowl
 27, Aaron Rodgers vs. Virginia Tech, 2003 Insight Bowl
Yards: 394, Aaron Rodgers vs. Virginia Tech, 2003 Insight Bowl
Touchdowns: 3, Pat Barnes vs. Navy, 1996 Aloha Bowl
 3, Dave Barr vs. Iowa, 1993 Alamo Bowl
Interceptions: 3, Bob Celeri vs. Ohio State, 1950 Rose Bowl
Completion Percentage: 84.2% (16-19), Kevin Riley vs. Air Force, 2007 Armed Forces Bowl
Longest Pass: 74, Nate Longshore to Verran Tucker vs. Miami, Fla., 2008 Emerald Bowl

RECEIVING

Receptions: 9, Tony Gonzalez vs. Navy, 1996 Aloha Bowl
 9, Keenan Allen vs. Texas, 2011 Holiday Bowl
Yards: 149, Chase Lyman vs. Virginia Tech, 2003 Insight Bowl
Touchdowns: 2, Bobby Shaw vs. Navy, 1996 Aloha Bowl
 2, DeSean Jackson vs. BYU, 2005 Las Vegas Bowl
Longest Reception: 74, Verran Tucker from Nate Longshore vs. Miami, Fla., 2008 Emerald Bowl

SCORING

Points: 18, Marshawn Lynch vs. BYU, 2005 Las Vegas Bowl
Touchdowns: 3, Marshawn Lynch vs. BYU, 2005 Pioneer PureVision Las Vegas Bowl
Kicking Points: 13, Doug Brien vs. Iowa, 1993 Alamo Bowl
 13, Doug Brien vs. Clemson, 1992 Citrus Bowl
Extra Points: 7, Tyler Fredrickson vs. Virginia Tech, 2003 Insight Bowl
Field Goals: 3, Doug Brien vs. Iowa, 1993 Alamo Bowl
 3, Doug Brien vs. Clemson, 1992 Citrus Bowl
Field Goal Attempts: 3, Doug Brien vs. Iowa, 1993 Alamo Bowl
 3, Doug Brien vs. Clemson, 1992 Citrus Bowl
Longest Field Goal: 47, Giorgio Tavecchio vs. Texas, 2011 Holiday Bowl

PUNTING

Punts: 13, Archie Nesbit vs. Washington & Jefferson, 1922 Rose Bowl
Punting Yards: 516, Archie Nesbit vs. Washington & Jefferson, 1922 Rose Bowl
Punting Average: 52.8, Ryan Longwell vs. Navy, 1996 Aloha Bowl
Longest Punt: 72, Ryan Longwell vs. Navy, 1996 Aloha Bowl

PUNT RETURNS

Returns: 5, Brian Treggs vs. Clemson, 1992 Citrus Bowl
Return Yards: 124, Brian Treggs vs. Clemson, 1992 Citrus Bowl
Longest Return: 72, Brian Treggs vs. Clemson, 1992 Citrus Bowl
Punt Return Touchdowns: 1, Brian Treggs vs. Clemson, 1992 Citrus Bowl

KICKOFF RETURNS

Returns: 6, Deltha O'Neal vs. Navy, 1996 Aloha Bowl
 6, Isi Sofele vs. Utah, 2009 Poinsettia Bowl
 6, Marshawn Lynch vs. Texas Tech, 2004 Holiday Bowl
Return Yards: 186, Deltha O'Neal vs. Navy, 1996 Aloha Bowl
Longest Return: 100, Deltha O'Neal vs. Navy, 1996 Aloha Bowl
Kickoff Return Touchdowns: 1, Deltha O'Neal vs. Navy, 1996 Aloha Bowl (100 yards)

PASSES DEFENDED

Interceptions: 1, Many times. Last by Eddie Young vs. Utah, 2009 Poinsettia Bowl
Interception Return Yards: 61, Jerrott Willard vs. Iowa, 1993 Alamo Bowl
Longest Interception Return: 61, Jerrott Willard vs. Iowa, 1993 Alamo Bowl
Interception Return Touchdowns: 1, Jerrott Willard vs. Iowa, 1993 Alamo Bowl (61 yards)
 1, Eddie Young vs. Utah, 2009 Poinsettia Bowl (31 yards)
Passes Broken Up: 3, Harrison Smith vs. Texas Tech, 2004 Holiday Bowl

FUMBLES

Recoveries: 1, Many times. Last by Cameron Jordan vs. Miami, Fla., 2008 Emerald Bowl
Fumble Return Yards: 7, Cameron Jordan vs. Miami, Fla., 2008 Emerald Bowl
Longest Return: 7, Cameron Jordan vs. Miami, Fla., 2008 Emerald Bowl
Fumble Return Touchdowns: 0

TACKLES

Total Tackles: 15, Greg Bracelin vs. Temple, 1979 Garden State Bowl
Tackles for Loss: 4.0, Jerrott Willard vs. Iowa, 1993 Alamo Bowl
 4.0, Zack Follett vs. Miami, Fla., 2008 Emerald Bowl
Sacks: 2.0, Many times. Last by Zack Follett vs. Miami, Fla., 2008 Emerald Bowl

NATIONAL HONORS
CFPA ELITE PERFORMERS

2009 Jahvid Best, RB
2011 Bryan Anger, P

LOTT TROPHY

2006 Daymeion Hughes, DB

NFF NATIONAL SCHOLAR ATHLETE

2008 Alex Mack, C
2010 Mike Mohamed, LB

RANDY MOSS AWARD

2006 DeSean Jackson, RET

RIVALS RECRUITER OF THE YEAR

2009 Tosh Lupoi, Defensive Line Coach

WILLIAM V. CAMPBELL TROPHY

2008 Alex Mack, C

ALL-AMERICANS
(FIRST-TEAM ONLY)

1921	Brick Muller, E	WC
1922	Brick Muller, E	WC
1924	Babe Horrell, C	WC
1928	Irv Phillips, E	A-A B, NANA, NYS, UPI
1929	Roy Riegels, C	AP, CP
	Bert Schwarz, G	AP, NYS
1930	Ted Beckett, G	A-A B, GR, SFC
1931	Rusty Gill, HB	AFP, NYS
1934	Arleigh Williams, HB	INS
1935	Lawrence Lutz, T	A-A B, AP, NANA
1936	Bob Herwig, C	AFCA, UN, UPI
1937	Sam Chapman, HB	A-A B, AP, GR, INS, NYS, UPI
	Bob Herwig, C	COL
	John Meek, QB	COL, NYS
	Perry Schwartz, E	A-A B
	Vard Stockton, G	INS, UPI
1938	Vic Bottari, HB	A-A B, CP, GR, INS, ISWA, HW, NW
1940	Bob Reinhard, T	GR
1941	Bob Reinhard, T	GR
1947	Rod Franz, G	A-A B, AFCA, GR
1948	Rod Franz, G	AP, NYS
	Jackie Jensen, FB	A-A B, GR, INS, NEA, NYDN
	Jim Turner, T	INS
1949	Bob Celeri, QB	FD
	Rod Franz, G	AP, INS, LOOK, NYS, UPI
	Forrest Klein, G	NEA
	Jim Turner, T	INS
1950	Jim Monachino, RB	LOOK
	Les Richter, G	AP, INS, LOOK, SN, UPI
	Carl Van Heuit, DB	HAF, LOOK
1951	Les Richter, G	AP, INS, LOOK, SN, UPI
1952	John Olszewski, HB	INS, NEA, FC
1953	Matt Hazeltine, C	INS, NBC, LOOK
1954	Matt Hazeltine, C	INS
	Paul Larson, QB	FW, FN, LOOK
	Sam Williams, QB	Academic
1958	Joe Kapp, QB	FW, TIME
1964	Craig Morton, QB	AFCA, FN, FW, NEA, SN
1968	Ed White, NG	AFCA, AP, FW
1971	Sherman White, DT	AP, FW, NEA, SN, UPI
1974	Steve Bartkowski, QB	Consensus
	Chris Mackie, OG	FW
1975	Chuck Muncie, RB	Consensus
	Steve Rivera, WR	Consensus
1976	Ted Albrecht, OT	AP
	Joe Roth, QB	SN
1982	Harvey Salem, OT	SN
	David Lewis, TE	GNS
1983	Ron Rivera, LB	Consensus

1987	Scott Tabor, P	SN
1989	Robbie Keen, P	AFCA
1991	Troy Auzenne, OT	AFCA
	Russell White, RB	FW, WC
1992	Sean Dawkins, WR	Consensus
1993	Todd Steussie, OT	AFCA
1995	Duane Clemons, LB	FN
	Regan Upshaw, DE	PFW
1996	Tony Gonzalez, TE	FN, SN
1997	Bobby Shaw, WR	SN
1999	Deltha O'Neal, CB/RET	Consensus
2000	Andre Carter, DE	Consensus
	Nick Harris, P	Consensus
2004	J.J. Arrington, TB	Consensus
	Marvin Philip, C	SI
	Ryan Riddle, DE	SI, SN
2006	Daymeion Hughes, CB	Consensus
	DeSean Jackson, PR	Consensus
	Marshawn Lynch, RB	FW
2007	DeSean Jackson, WR	AFCA
	Alex Mack, C	SN
2008	Alex Mack, C	R

LEGEND

A-A B	All-America Board	LOOK	Look Magazine
AFCA	American Football Coaches Association	NANA	National American Newspaper Alliance
AFP	American Football Players	NBC	National Broadcasting Company
AP	Associated Press	NEA	Newspaper Enterprises Association
COL	Colliers	NYDN	New York Daily News
CP	Central Press	NYS	New York Sun
FD	Football Digest	NW	Newsweek Magazine
FN	Football News	PFW	Pro Football Weekly
FW	Football Writers	R	Rivals
GNS	Gannett News Service	SI	Sports Illustrated
GR	Grantland Rice	SFC	San Francisco Chronicle
HAF	Helms Athletic Foundation	SN	Sporting News
HW	Hearst Writers	TIME	Time Magazine
INS	International News Service	UPI	United Press International
ISWA	Intercollegiate Sports Writers Association	WC	Walter Camp

CONFERENCE/REGIONAL HONORS

FIRST-TEAM

ALL-CONFERENCE

- 1927 Fred Coltrin, T
Irv Phillips, E
- 1928 Stephen Bancroft, T
Ben Lom, HB
Irv Phillips, E
- 1929 Ben Lom, HB
Robert Norton, E
Roy Riegels, C
Bert Schwarz, G
- 1930 Ted Beckett, G
- 1931 Rusty Gill, HB
Ralph Stone, E
- 1932 Hank Schaldach, HB
- 1933 Larry Lutz, T
- 1934 Arleigh Williams, HB
- 1935 Floyd Blower, HB
Jack Brittingham, E
Bob Herwig, C
Larry Lutz, T
- 1936 Bob Herwig, C
- 1937 Vic Bottari, HB
Sam Chapman, HB
Bob Herwig, C
John Meek, QB
Perry Schwartz, E
Vard Stockton, G
- 1938 Dave Anderson, FB
Vic Bottari, HB
Dave De Varona, T
Willard Dolman, E
- 1939 Lee Artoe, T
- 1940 Bob Reinhard, T
- 1941 Bob Reinhard, T
- 1942 John Ferguson, E
- 1943 Art Honneger, HB
- 1944 Williams Hachten, G
Roger Harding, C
- 1945 Wendell Beard, T
- 1947 Rod Franz, G
John Graves, FB
- 1948 Jon Baker, LB
Rod Franz, G
Jack Jensen, FB
Jack Swaner, HB
Jim Turner, T
Frank Van Deren, E
- 1949 Bob Celeri, QB
Jim Cullom, T
Rod Franz, G
Jim Turner, T
- 1950 Ed Bartlett, DE
Bob Karpe, T
Jim Minahen, E
Jim Monachino, HB
Les Richter, C
Pete Schabarum, FB
Carl Van Heuit, DB
- 1951 Bob Karpe, T
Charles Harris, C
Dick Lemmon, DB
Les Richter, C
- 1952 John Olszewski, FB
- 1953 Matt Hazeltine, C
- 1954 Jim Hanifan, E
Paul Larson, QB
Matt Hazeltine, C
- 1956 Don Gilkey, G

- 1958 Jack Hart, HB
Joe Kapp, QB
- 1959 Frank Sally, T
- 1960 George Pierovich, FB
- 1964 Stan Dzura, DT
Craig Morton, QB
Jack Schraub, SE
- 1965 John Garamendi, OG
- 1966 Wayne Stewart, DB
- 1967 Mike McCaffrey, DE
- 1968 Mike McCaffrey, DE
Wayne Stewart, SE
Ed White, DT
Ken Wiedemann, DB
- 1969 Irby Augustine, DE
Bob Richards, OT
- 1970 Phil Croyle, DT
Bob Richards, OT
Sherman White, DT
Ray Youngblood, DB
- 1971 Steve Sweeney, FL
Sherman White, DT
Ray Youngblood, DB
- 1972 Bob Kampa, DT
Steve Sweeney, FL
- 1974 Steve Bartkowski, QB
Chuck Muncie, RB
Steve Rivera, WR
- 1975 Ted Albrecht, OT
Chuck Muncie, RB
Steve Rivera, WR
- 1976 Ted Albrecht, OT
Jim Breech, K
Duane Williams, C
- 1977 Jim Breech, K
Ralph DeLoach, DL
George Freitas, TE
- 1980 Rich Dixon, LB
- 1981 Harvey Salem, OT
- 1982 Harvey Salem, OT
- 1983 Ron Rivera, LB
- 1985 Keith Kartz, OT
Hardy Nickerson, LB
- 1987 Ken Harvey, LB
Scott Tabor, P
- 1988 Robbie Keen, PK/P
- 1989 David Ortega, LB
- 1990 Russell White, RB
- 1991 Troy Auzenne, OT
Doug Brien, PK
Mike Pawlawski, QB
Russell White, RB
- 1992 Chidi Ahanotu, DT
Sean Dawkins, WR
Todd Steussie, OT
- 1993 Eric Mahlum, C
Todd Steussie, OT
Jerrott Willard, LB
Eric Zomalt, S
- 1994 Jerrott Willard, LB
- 1995 Duane Clemons, LB
Regan Upshaw, DL
- 1996 Tarik Glenn, OT
Tony Gonzalez, TE
Ryan Longwell, P/PK
Bobby Shaw, WR
- 1997 John McLaughlin, ST
Bobby Shaw, WR

- 1998 Dameane Douglas, WR
John McLaughlin, ST
Sekou Sanyika, OLB
John Welbourn, OT
 - 1999 Andre Carter, DE
Nick Harris, P
Deltha O'Neal, CB/RET
Sekou Sanyika, LB
Jacob Waasdorp, DT
 - 2000 Andre Carter, DE
Nick Harris, P
 - 2002 Tully Banta-Cain, DE
LaShaun Ward, KOR
 - 2003 Adimchinobe Echemandu, TB
Donnie McCleskey, ROV
Mark Wilson, OT
 - 2004 J.J. Arrington, TB
Matt Giordano, S
Wendell Hunter, LB
Geoff McArthur, WR
Ryan O'Callaghan, OL
Marvin Philip, C
Ryan Riddle, DE
Aaron Rodgers, QB
 - 2005 Daymeion Hughes, DB
Brandon Mebane, DL
Ryan O'Callaghan, OL
Marvin Philip, C
 - 2006 Desmond Bishop, LB
Daymeion Hughes, CB
DeSean Jackson, WR/PR
Marshawn Lynch, RB
Alex Mack, OL
Brandon Mebane, DT
 - 2007 Jahvid Best, ST
Justin Forsett, RB
Alex Mack, OL
 - 2008 Jahvid Best, RB
Zack Follett, LB
Alex Mack, OL
Syd'Quan Thompson, DB
 - 2009 Tyson Alualu, DT
Bryan Anger, P
Mike Mohamed, LB
Mike Tepper, OT
Syd'Quan Thompson, DB
 - 2010 Bryan Anger, P
Chris Conte, DB
Cameron Jordan, DL
 - 2011 Keenan Allen, WR
Bryan Anger, P
Mychal Kendricks, LB
Mitchell Schwartz, OL
 - 2012 Vincenzo D'Amato, PK
Brian Schwenke, OL
- Note: All-Coast prior to 1947*

PAC-10 COACH OF THE YEAR

- 1982 Joe Kapp
- 1990 Bruce Snyder
- 2002 Jeff Tedford
- 2004 Jeff Tedford

PAC-10/12 PLAYER OF THE YEAR

- 1975 Chuck Muncie
- 1983 Ron Rivera (Co-Def.)
- 1991 Mike Pawlawski (Co-Off.)
- 1999 Deltha O'Neal (Def.)
- 2006 Daymeion Hughes (Def.)
Marshawn Lynch (Off.)
- 2011 Mychal Kendricks (Def.)

PAC-10 SCHOLAR-ATHLETE OF THE YEAR

- 2008 Alex Mack
- 2010 Mike Mohamed

MORRIS TROPHY

Outstanding Pac-10 Lineman

- 1993 Todd Steussie (Offense)
- 2000 Andre Carter (Defense)
- 2005 Ryan O'Callaghan (Offense)
- 2007 Alex Mack (Offense)
- 2008 Alex Mack (Offense)

POP WARNER TROPHY

Top Senior on West Coast

- 1958 Joe Kapp
- 1964 Craig Morton
- 1975 Chuck Muncie
- 1983 Ron Rivera
- 1999 Deltha O'Neal
- 2004 J.J. Arrington

CAL IN THE NFL
CAL PLAYERS ACTIVE IN THE NFL (33)
According to ESPN (as of July 15, 2015)

Lorenzo Alexander - LB..... Arizona
 Keenan Allen - WR San Diego
 Tyson Alualu - DT..... Jacksonville
 C.J. Anderson - RB..... Denver
 Bryan Anger - P..... Jacksonville
 Desmond Bishop - LB..... San Francisco
 D.J. Campbell - S..... Arizona
 Deandre Coleman - DT Miami
 Chris Conte - S..... Tampa Bay
 Justin Forsett - RB..... Baltimore
 Khairi Fortt - LB..... Jacksonville
 #Chris Harper - WR..... New England
 DeSean Jackson - WR..... Washington
 Marvin Jones - WR Cincinnati

Cameron Jordan - DE..... New Orleans
 Mychal Kendricks - LB Philadelphia
 L.P. Ladouceur - LS Dallas
 Marshawn Lynch - RB Seattle
 Alex Mack - C..... Cleveland
 Chris McCain - LB..... Miami
 Brandon Mebane - DT..... Seattle
 Mike Mohamed - LB..... Houston
 Aaron Rodgers - QB..... Green Bay
 Richard Rodgers - TE Green Bay
 Jeremy Ross - WR Detroit
 Mitchell Schwartz - OL..... Cleveland
 Brian Schwenke - OL..... Tennessee
 Craig Stevens - TE Tennessee
 Nick Sundberg - LS Washington

Will Ta'ufo'ou - FB..... Jacksonville
 Giorgio Tavecchio - PK Oakland
 Shane Vereen - RB..... New York
 Steve Williams - CB San Diego
#2015 Undrafted Free Agent Signee

CAL'S TOP NFL DRAFT PICKS
FIRST ROUND (26)

1952 - Les Richter - LB (New York Yanks, 2)
 1953 - John Olszewski - RB (Chicago Cardinals, 4)
 1965 - Craig Morton - QB (Dallas, 6)
 1972 - Sherman White - DE (Cincinnati, 2)
 1975 - Steve Bartkowski - QB (Atlanta, 1)
 1976 - Chuck Muncie - RB (New Orleans, 3)
 1977 - Ted Albrecht - OL (Chicago, 15)
 1981 - Rich Campbell - QB (Green Bay, 6)
 1984 - David Lewis - TE (Detroit, 20)
 1988 - Ken Harvey - LB (Phoenix, 12)
 1993 - Sean Dawkins - WR (Indianapolis, 16)
 1994 - Todd Steussie - OL (Minnesota, 19)
 1996 - Regan Upshaw - DE (Tampa Bay, 12)
 Duane Clemons - LB (Minnesota, 16)
 1997 - Tony Gonzalez - TE (Kansas City, 13)
 Tarik Glenn - OL (Indianapolis, 19)
 2000 - Deltha O'Neal - CB (Denver, 15)
 2001 - Andre Carter - DE (San Francisco, 7)
 2003 - Kyle Boller - QB (Baltimore, 19)
 Nnamdi Asomugha - CB (Oakland, 31)
 2005 - Aaron Rodgers - QB (Green Bay, 24)
 2007 - Marshawn Lynch - RB (Buffalo, 12)
 2009 - Alex Mack - OL (Cleveland, 21)
 2010 - Tyson Alualu - DL (Jacksonville, 10)
 Jahvid Best - RB (Detroit, 30)
 2011 - Cameron Jordan - DL (New Orleans, 24)

SECOND ROUND (18)

1951 - Pete Schabarum - HB (San Francisco, 17)
 1958 - Proverb Jacobs - T (Philadelphia, 17)
 1969 - Ed White - G/T (Minnesota, 39)
 1977 - Wesley Walker - WR (NY Jets, 33)
 1980 - Daryle Skaugstad - DT (Houston, 52)
 1983 - Harvey Salem - DT (Houston, 30)
 1984 - Ron Rivera - LB (Chicago, 44)
 1989 - David Zawatson - OT (Chicago, 54)
 1992 - Troy Auzenne - OT (Chicago, 49)
 1994 - Eric Mahlum - C (Indianapolis, 32)
 1996 - Je'Rod Cherry - DB (New Orleans, 40)
 1998 - Jeremy Newberry - OL (San Francisco, 58)
 2002 - Langston Walker - OT (Oakland, 53)
 2005 - J.J. Arrington - RB (Arizona, 44)
 2008 - DeSean Jackson - WR (Philadelphia, 49)
 2011 - Shane Vereen - RB (New England, 56)
 2012 - Mitchell Schwartz - OL (Cleveland, 37)
 2012 - Mychal Kendricks - LB (Philadelphia, 46)

THIRD ROUND (17)

1938 - Sam Chapman - HB (Washington, 24)
 1953 - Don Johnson - HB (Philadelphia, 34)
 1973 - Bob Kampa - DE (Buffalo, 77)
 1983 - Reggie Camp - DE (Cleveland, 68)
 1991 - James Richards - OL (Dallas, 64)
 1993 - Russell White - RB (Los Angeles, 73)
 1994 - Doug Brien - PK (San Francisco, 85)
 Eric Zomalt - S (Philadelphia, 103)
 1999 - Marquis Smith - S (Cleveland, 76)
 2007 - Brandon Mebane - DT (Seattle, 85)
 Daymeion Hughes - CB (Indianapolis, 95)
 2008 - Craig Stevens - TE (Tennessee, 85)
 Thomas DeCoud - S (Atlanta, 98)
 2011 - Chris Conte - S (Chicago, 93)
 2012 - Bryan Anger - P (Jacksonville, 70)
 2013 - Keenan Allen - WR (San Diego, 76)
 2014 - Richard Rodgers - TE (Green Bay, 98)

CAL IN THE NFL (continued)

Listed below are former Cal football players drafted or with experience on an AAFC, AFL or National Football League team according to NFL.com as of July 15, 2015. Listed in parentheses is the round in which the player was drafted (example D-2). If an athlete was drafted by a team other than the first team he played with, this is indicated in parenthesis.

A

AHANOTU, Chidi – DE (D-6)
Tampa Bay 1993-2000, St. Louis 2001,
Buffalo 2002, San Francisco 2003, Miami
2004, Tampa Bay 2004

ALBRECHT, Ted – OL (D-1)
Chicago 1977-81

ALEXANDER, Lorenzo – DT (UFA)
Baltimore 2006, Washington 2006-12,
Arizona 2013-Present

ALLEN, Keenan - WR (D-3)
San Diego 2013-Present

ALUALU, TYSON – DT (D-1)
Jacksonville 2010-Present

ANDERSON, C.J. – RB (UFA)
Denver 2013-Present

ANGER, Bryan – P (D-3)
Jacksonville 2012-Present

ANTHONY, Marc - CB (D-7)
Baltimore 2013, Tampa Bay 2014,
Tennessee 2014

ARRINGTON, J.J. – RB (D-2)
Arizona 2005-08, Denver 2010

ARTOE, Lee – T (D-11)
Chicago Bears 1940-42, 1945, Los
Angeles Dons (AAFC) 1946-47, Baltimore
(AAFC) 1948

ASOMUGHHA, Nnamdi – CB (D-1)
Oakland 2003-10, Philadelphia 2011-12,
San Francisco 2013-Present

AUZENNE, Troy – T (D-2)
Chicago 1992-95, Indianapolis 1996

B

BAILEY, Mark – RB (D-4)
Kansas City 1977-78

BAKER, Jon – LB/G (D-7 Los Angeles)
New York Giants 1949-52

BANTA-CAIN, Tully – LB (D-7)
New England 2003-06, 2009-10, San
Francisco 2007-08

BARNES, Jeff – LB (D-5)
Oakland 1977-81, Los Angeles Raiders
1982-87

BARNES, Pat – QB (D-4)
Kansas City 1997, Oakland 1998, San
Francisco 1999

BARR, Dave – QB (D-4 Philadelphia)
St. Louis Rams 1995

BARTKOWSKI, Steve – QB (D-1)
Atlanta 1975-85, Washington 1985, Los
Angeles Rams 1986

BEACH, Fred – G (UFA)
Los Angeles Buccaneers 1926

BEASLEY, John – TE (D-8)
Minnesota 1967-73, New Orleans 1973-74

BECK, Matt – LB (UFA)
St. Louis 2000

BEDFORD, Brian – WR (D-9 San Diego, 1989)

BEEDE, Frank – C/G (UFA)
Seattle 1996-2000

BERRY, Dan – HB (D-5)
Philadelphia 1967

BESANA, Fred – QB (D-5)
Buffalo 1977, New York Giants 1978

BEST, Jahvid – RB (D-1)
Detroit 2010-12

BIEDERMANN, Leo – T (D-12)
Cleveland 1978

BIGELOW, Dan – RB (UFA)
Tampa Bay 2014

BINN, David – LS (UFA)
San Diego 1994-10, Denver 2011

BISHOP, Desmond – LB (D-6)
Green Bay, 2007-12, Minnesota 2013-14,
San Francisco 2015-Present

BOLLER, Kyle – QB (D-1)
Baltimore 2003-07, St. Louis 2009,
Oakland 2010-11

BOOTH, Issac – CB (D-5)
Cleveland 1994-95, Baltimore 1996

BOUZA, Matt – WR (UFA)
San Francisco 1981, Baltimore 1982-83,
Indianapolis 1984-89

BRACELIN, Greg – LB (D-9)
Denver 1980, Oakland 1981, Baltimore
1982-83, Indianapolis 1984

BREECH, Jim – K (D-8 Detroit)
Oakland 1978-79, Cincinnati 1980-92

BRIEN, Doug – PK (D-3)
San Francisco 1994-95, New Orleans
1995-2000, Indianapolis 2001, Tampa
Bay 2001, Minnesota 2002, New York Jets
2003-04, Chicago Bears 2005

BROWNER, Keith – DE (UFA)
Houston 2012-2014

C

CALDWELL, Mike – WR (UFA)
San Francisco 1995-96

CAMP, Reggie – DE (D-3)
Cleveland 1983-87, Atlanta 1988

CAMPBELL, D.J. – S (D-7)
Carolina 2012-13, San Francisco 2014,
Arizona 2015-Present

CAMPBELL, Rich – QB (D-1)
Green Bay 1981-84

CARTER, Andre – DE (D-1)
San Francisco 2001-05, Washington
2006-2010, New England 2011, Oakland
2012-14

CATTOUSE, Sean - S (UFA)
San Diego 2012-13, Chicago 2014

CELERI, Bob – QB (D-10 San Francisco)
New York Yanks 1951, Dallas 1952

CHEADLE, Justin - G (UFA)
Kansas City 2012, Pittsburgh 2013

CHERRY, Je’Rod – DB (D-2)
New Orleans 1996-99, Philadelphia 2000,
New England 2001-04

CLEMONS, Duane – LB (D-1)
Minnesota 1996-99, Kansas City 2000-
02, Cincinnati 2003-05

COLEMAN, Deandre – DT (UFA)
Jacksonville 2014, Miami 2015-Present

COLLONS, Ferric – DT (UFA)
L.A. Raiders 1993, New England 1995-99

CONTE, Chris – S (D-3)
Chicago 2011-14, Tampa Bay 2015-Present

COOPER, Joe – K (UFA)
Houston 1984, New York Giants 1986

CROW, Wayne – HB (D-8 Chicago Cards)
Oakland 1960-61, Buffalo 1962-63

CROYLE, Phil – LB (D-7)
Houston 1971-73, Buffalo 1973

CULLOM, Jim – G (D-17 Washington)
New York Yanks 1951

CURTIS, Isaac – WR (D-1)
Cincinnati 1973-84

D

DAWKINS, Sean – WR (D-1)
Indianapolis 1993-97, New Orleans
(1998), Seattle 1999-2000, Jacksonville
2001

DeCOUD, Thomas – S (D-3)
Atlanta 2008-13, Carolina 2014

De LA PUENTE, Brian – G (UFA)
San Francisco 2008, 2010, Kansas City
2008-09, New Orleans 2011-13, Chicago
2014

CAL IN THE NFL (continued)

DeLOACH, Jerry – DL (UFA)
Washington 2001, Houston 2002-05

DeLOACH, Ralph – DE (D-4 Dallas)
New York Jets 1981

DEVINE, Kevin – CB (UFA)
Jacksonville 1997-98, Minnesota 1999

DIXON, Rich – DE (UFA)
Atlanta 1983

DOUGLAS, Dameane – WR (D-4 Oakland)
Philadelphia 1999-2002, Kansas City 2003

DUREN, Clarence – CB (UFA)
St. Louis 1973-76, San Diego 1977

E

EATON, Lou – T (UFA)
New York Giants 1945

ECHEMANDU, Adimchinobe – RB (D-7)
Cleveland 2004, Minnesota 2005,
Oakland 2006-07, Houston 2007

EDDINGS, Floyd – WR (UFA)
New York Giants 1982-83

EDWARDS, Herman – DB (UFA)
Philadelphia 1977-85, Los Angeles Rams
1986, Atlanta 1986

EVANS, Jack – HB (UFA)
Green Bay 1929

F

FERRAGAMO, Vince – QB (D-4)
LA Rams 1977-80, 1982-84, Buffalo
1985, Green Bay 1985-86

FETHERSTON, Jim – LB (UFA)
San Diego 1968-69

FOLLETT, Zack – LB (D-7)
Detroit 2009

FORSETT, Justin – RB (D-7)
Seattle 2008, Indianapolis 2008, Seattle
2008-11, Houston 2012, Jacksonville
2013, Baltimore 2014-Present

FORTT, Khairi – LB (D-4)
New Orleans 2014, Jacksonville
2015-Present

FUJITA, Scott – LB (D-5)
Kansas City 2002-04, Dallas 2005, New
Orleans 2006-09, Cleveland 2010-12

G

GARDNER, Derrick – CB (UFA)
Atlanta 1999

GARNER, Dwight – RB (UFA)
Washington 1986

GIBSON, Mike – OT (D-6 Philadelphia)
Seattle 2009-11, Philadelphia 2012,
Arizona 2013-14

GILBERT, Gale – QB (UFA)
Seattle 1985-86, Buffalo 1990-93, San
Diego 1994-95

GIORDANO, Matt – S (D-4)
Indianapolis 2005-2010, New Orleans
2011, Oakland 2011-12, St. Louis 2013

GLENN, Tariq – T (D-1)
Indianapolis 1997-2006

GOICH, Dan – DT (D-8 St. Louis)
Detroit 1969-70, New Orleans 1971, New
York Giants 1972-73, Denver 1974

GONZALEZ, Tony – TE (D-1)
Kansas City 1997-2008, Atlanta 2009-13

GORDON, Steve – C (D-10)
New England 1992-93, San Francisco
1997-98

GUYTON, Trevor – DE (D-7)
Minnesota 2012

H

HALL, Rhett – DT (D-6)
Tampa Bay 1991-93, San Francisco 1994,
Philadelphia 1995-98

HARDY, John – CB (UFA)
Chicago 1991

HARDING, Roger – C (D-5)
Cleveland 1945, Los Angeles Rams 1946,
Philadelphia 1947, Detroit 1948, New York
Bulldogs 1949, Green Bay 1949

HARPER, Chris – WR (UFA)
New England 2015-Present

HARRIS, Nick – P (D-4 Denver)
Cincinnati 2001-03, Detroit 2003-2011,
Jacksonville 2011, Carolina 2012

HARVEY, Ken – LB (D-1)
Phoenix 1988-93, Washington 1994-98

HAWKINS, Lavelle – WR (D-4)
Tennessee 2008-12, New England 2013,
San Francisco 2013, Tampa Bay 2014

HAZELTINE, Matt – LB (D-4)
San Francisco 1955-68, New York Giants
1970

HENDRICKSON, Steve – LB (D-6)
San Francisco 1989, Dallas 1989, San
Diego 1990-94, Houston 1995

HICKMAN, Dallas – DE (D-9)
Washington 1976-81, Baltimore 1981

HOLLOWAY, Stan – LB (UFA)
New Orleans 1980

HUFFORD, Guy – E (UFA)
Los Angeles Buccaneers 1926

HUGHES, Daymeion – CB (D-3)
Indianapolis 2007-09, San Diego 2010-11,
New York Giants 2012

I

IMLAY, Tut – HB (UFA)
Los Angeles Buccaneers 1926, New York
Giants 1927

INGRAM, Darryl – TE (D-4)
Minnesota 1989, Cleveland 1991, Green
Bay 1992-93

IWUOMA, Chidi – CB (UFA)
Detroit 2001, Pittsburgh 2002-05, 2006,
New England 2006, St. Louis 2006,
Tennessee 2007

J

JACKSON, DeSean – WR (D-2)
Philadelphia 2008-13, Washington
2014-Present

JACKSON, Kameron – CB (UFA)
Indianapolis 2014

JACOBS, Proverb – T (D-2)
Philadelphia 1958, New York Giants 1960,
New York Titans 1961-62, Oakland 1963-
64

JOHNSON, Don – HB (D-3)
Philadelphia 1953-55

JOHNSON, Sidney – DB (UFA)
Kansas City 1988, Washington 1990-92

JONES, Marvin – WR (D-5)
Cincinnati 2012-Present

JORDAN, Cameron – DE (D-1)
New Orleans 2011-Present

K

KAMPA, Bob – DE (D-3)
Buffalo 1973-74, Denver 1974

KAPP, Joe – QB (D-18 Washington)
Minnesota 1967-69, Boston 1970

KARTZ, Keith – T (UFA)
Denver 1987-94

KEEN, Robbie – P/K (D-9 Kansas City 1992)

KENDRICKS, Mychal – LB (D-2)
Philadelphia 2012-Present

KLEIN, Perry – QB (UFA)
Atlanta 1994-95

CAL IN THE NFL (continued)

L

- LADOUCEUR, L.P. – LS (UFA)
Dallas 2005-Present

- LARSON, Paul – QB (D-8)
Chicago Cardinals 1957, Oakland 1960

- LEWIS, David – TE (D-1)
Detroit 1984-86, Miami 1987

- LONGWELL, Ryan – PK (UFA)
Green Bay 1997-2005, Minnesota 2006-11

- LUCAS, Tim – LB (D-10)
Denver, 1987-93

- LUCKHURST, Mick – PK (UFA)
Atlanta 1981-87

- LYMAN, Chase – WR (D-4)
New Orleans 2005-06

- LYNCH, Ben – C (D-7 Kansas City 1996)
Minnesota 1997, San Francisco 1999-2002, Houston 2003

- LYNCH, Marshawn – RB (D-1)
Buffalo 2007-2010, Seattle 2010-Present

M

- MACK, Alex – C (D-1)
Cleveland 2009-Present

- MAHLUM, Eric – C (D-2)
Indianapolis 1994-97

- MANDERINO, Chris – DB (UFA)
Cincinnati 2006

- McCAFFREY, Mike – LB (D-4)
Buffalo 1970

- MCCAIN, Chris – LB (UFA)
Miami 2014-Present

- McCARTHY, Jack – T (UFA)
Duluth 1927

- McLAUGHLIN, John – DE (D-5)
Tampa Bay 1999-2000

- MEADOW, Ralph – E (UFA)
Canton 1920

- MEBANE, Brandon – DT (D-3)
Seattle 2007-Present

- MELVILLE, Dan – P (UFA)
San Francisco 1979

- MERZ, Aaron – OL (D-7)
Buffalo 2006

- MILLER, Keith – LB (UFA)
St. Louis 2000, Seattle 2002

- MOHAMED, Mike – LB (D-6)
Denver 2011-12, Houston 2013-Present

- MONACHINO, Jim – HB (D-12)
San Francisco 1951, 1953, Washington 1955

- MORRAH, Cameron – TE (D-7)
Seattle 2009-12, Denver 2014

MORTON, Craig – QB (D-1)
Dallas 1965-74, New York Giants 1974-76,
Denver 1977-82

MULLER, Brick – E (UFA)
Los Angeles Buccaneers 1926

MUNCIE, Chuck – RB (D-1)
New Orleans 1976-80, San Diego 1980-84

N

- NEWBERRY, Jeremy – C (D-2)
San Francisco 1998-2006, Oakland 2007,
San Diego 2008

- NEWMeyer, Don – T (UFA)
Los Angeles Buccaneers 1926

- NEWTON, Tom – RB (UFA)
New Jets 1977-82

- NICKERSON, Hardy – LB (D-5)
Pittsburgh 1987-92, Tampa Bay 1993-99,
Jacksonville 2000-01, Green Bay 2002

- NORRIS, Hal – LB (D-16)
Washington 1955-56

O

- O'BRIEN, Mike – DB (UFA)
Seattle 1979

- O'CALLAGHAN, Ryan – T (D-5)
New England 2006-08, Kansas City 2010-11

- OLSZEWSKI, John – FB (D-1)
Chicago Cardinals 1953-57, Washington 1958-60,
Detroit 1961, Denver 1962

- O'NEAL, Deltha – CB (D-1)
Denver 2000-03, Cincinnati 2004-07, New
England 2008, Houston Texans 2009

- O'STEEN, Dwayne – DB (UFA)
Los Angeles Rams 1978-79, Oakland 1980-81,
Baltimore 1982, Tampa Bay 1982-83, Green Bay 1983-84

- OWUSU, Ernest - DE (UFA) Minnesota
2012, Tampa Bay 2013

P

- PARKER, Jeremiah – DL (D-7)
New York Giants 2000

- PAWLAWSKI, Mike – QB (D-8)
Tampa Bay 1992

- PHILIP, Marvin – C (D-2)
Pittsburgh 2006-07, Cleveland 2007,
Buffalo 2009

- PLUMMER, Gary – LB (UFA)
San Diego 1986-93, San Francisco 1994-97

PERRY, Gerry – T/K, (D-29 Los Angeles Rams)
Detroit 1954, 1956-59, St. Louis 1960-62

POWELL, Jemeel – CB (UFA) Dallas 2003

R

- REED, James – LB (UFA)
Philadelphia 1977

 - REINHARD, Bill – HB (D-23 Washington)
Los Angeles Dons (AAFC) 1947-48

 - REINHARD, Bob – T/DT (D-5 Chicago Cardinals), Los Angeles Dons (AAFC) 1946-49,
Los Angeles Rams 1950

 - RICHTER, Les – LB (D-1 New York Yanks)
Los Angeles Rams 1954-62

 - RIDDLE, Ryan – LB (D-6)
Oakland 2005, New York Jets 2006

 - RIESENBERG, Doug – T (D-6)
New York Giants 1987-95, Tampa Bay 1996

 - RIVERA, Ron – LB (D-2)
Chicago 1984-92

 - RIVERA, Steve – WR (D-4)
San Francisco 1976-77, Chicago 1977

 - RODGERS, Aaron – QB (D-1)
Green Bay 2005-Present

 - RODGERS, Richard – TE (D-3)
Green Bay 2014-Present

 - ROMERO, John – DL (D-6 Philadelphia 2000)

 - ROSE, Joe – TE (D-7)
Miami 1980-85, Los Angeles Rams 1987

 - ROSS, Jeremy - WR (UFA)
New England 2011, Indianapolis 2012,
Green Bay 2012, Detroit 2013-Present

 - ROZIER, Bob – DE (D-9)
St. Louis 1979
- S**
- SALEM, Harvey – T (D-2)
Houston 1983-86, Detroit 1986-90,
Denver 1991, Green Bay 1992

 - SANDERS, Ward "Buck" (UFA)
Toledo Maroons 1922

 - SANYIKA, Sekou – LB (D-7)
Arizona 2000-01

 - SCHABARUM, Pete – HB (D-2)
San Francisco 1951, 1953-54

 - SCHAFFNIT, Pete – E (UFA)
Los Angeles Buccaneers 1926

 - SCHWARTZ, Mitchell – OL (D-2)
Cleveland 2012-Present

CAL IN THE NFL (continued)

SCHWENKE, Brian – OL (D-4)
Tennessee 2013-Present

SERWANGA, Kato – CB (UFA)
New England 1998-2000, Washington
2001-02, New York Giants 2002-03

SEVY, Jeff – T (D-12)
Chicago 1975-78, Seattle 1979-80

SHAW, Bobby – WR (D-6)
Seattle 1998, Pittsburgh 1998-2001,
Jacksonville 2002, Buffalo 2003-04, San
Diego 2004

SKAUGSTAD, Daryle – NT (D-2)
Houston 1981-82, San Francisco 1983,
Green Bay 1983

SMITH, Byron – DE (D-3 Supplemental Draft)
Indianapolis 1984-85

SMITH, George – C (UFA)
Washington 1937, 1941-43, Brooklyn
1944, Boston 1945, San Francisco (AAFC)
1947

SMITH, Harrison – DB (UFA)
San Francisco 2006

SMITH, Holden – WR (D-11)
Baltimore 1982

SMITH, Marquis – S (D-3)
Cleveland 1999-2001

SMITH, Tarik – TB (D-7)
Dallas 1998-99

STACHOWSKI, Rich – NT (UFA)
Denver 1983

STEUSSIE, Todd – T (D-1)
Minnesota 1994-2000, Carolina 2001-03,
Tampa Bay 2004-05, St. Louis 2006-07

STEVENS, Craig – TE (D-3)
Tennessee 2008-Present

STEWART, Todd – T (UFA)
Carolina Panthers 1997

STEWART, Wayne – TE (D-15)
New York Jets 1969-72, San Diego 1974

STORER, Byron – FB (UFA)
Tampa Bay 2007-2010

STRINGER, Scott – DB (UFA)
St. Louis 1974

SULLIVAN, John – DB (D-3 Supplemental
Draft)
Green Bay 1986, San Diego 1986, San
Francisco 1987

SUNDBERG, Nick – LS (UFA)
Carolina 2009, Washington 2010-Present

SWEENEY, Steve – WR (D-9)
Oakland 1973

SWENSON, Rob – LB (UFA)
Denver 1975-79, 1981-83

T

TA'UFO'OU, Will – FB (UFA)
Chicago 2009-2011, Tennessee 2011,
Jacksonville 2012-Present

TAVECCHIO, Giorgio – PK (UFA)
San Francisco 2012, Green Bay 2013,
Detroit 2014, Oakland 2015-Present

TAYLOR, Troy – QB (D-4)
New York Jets 1990-91

TEPPER, Mike – OT (UFA)
Indianapolis 2011-12

TERCERO, Scott – G (D-6)
St. Louis 2003-04

THOMPSON, Jesse – WR (D-6)
Detroit 1978, 1980

THOMPSON, SYD'QUAN – DB (D-7)
Denver 2010-12

THURE, Brian – T (D-6)
Washington 1995-96

TOEWS, Loren – LB (D-8)
Pittsburgh 1973-83

TREGGS, Brian – WR (UFA)
Seattle 1992

TUATAGALOA, Natu – DT (D-5)
Cincinnati 1989-91, Seattle 1992-93, Houston
1995

TUCKER, Verran – WR (UFA)
Kansas City 2011

TUGGLE, John – RB/KR (D-12)
New York Giants 1983

TURPIN, Miles – LB (UFA)
Green Bay 1986, Tampa Bay 1987

U

UPSHAW, Regan – DE (D-1)
Tampa Bay 1996-99, Jacksonville 1999,
Oakland 2000-02, Washington 2003, New
York Giants 2004

UWAEZUOKE, Iheanyi – WR (D-5)
San Francisco 1996-98, Miami 1998,
Detroit 1999, Carolina 2000

V

VEREEN, Shane – RB (D-2)
New England 2011-14, New York Giants
2015-Present

W

WALKER, Langston – T (D-2)
Oakland 2002-06, 2010, Buffalo 2007

WALKER, Wesley – WR (D-2)
New York Jets 1977-89

WALLACE, Anthony – RB (D-9 New Orleans
Saints, 1992), Atlanta 1993-94

WARD, LaShaun – DB (UFA)
Kansas City 2003

WELBOURN, John – OL (D-4)
Philadelphia 1999-2003, Kansas City
2004-07

WERSCHING, Ray – PK (UFA)
San Diego 1973-76, San Francisco 1977-87

WHITE, Ed – G/T (D-2)
Minnesota 1969-77, San Diego 1978-85

WHITE, Russell – RB (D-3)
Los Angeles Rams 1993, Green Bay 1995

WHITE, Sherman – DE (D-1)
Cincinnati 1972-75, Buffalo 1976-83

WHITING, Brandon – DT (D-4)
Philadelphia 1998-2003, San Francisco
2004

WILLARD, Jerrott – LB (D-5)
Kansas City 1995, 1998

WILLIAMS, Steve – CB (D-5)
San Diego 2013-Present

WILSON, David – FS (D-7)
Minnesota 1992, New England 1992

WILSON, Mark – T (D-5)
Washington 2004, Oakland 2006

Z

ZAWATSON, Dave – T (D-2)
Chicago 1989, New York Jets 1990, Miami
1991, Atlanta 1992

ZOMALT, Eric – S (D-3)
Philadelphia 1994-96, New York Jets 1996

ALL-TIME LETTERWINNERS

A

Abd Allah, Fahim, 2005
 Abrams, Charles J., 1911, 13
 Abreu, Dennis, 1962, 63, 64
 Acker, Joseph, 1969, 70, 71
 Acree, Dennis, 1969, 70
 Adams, Kenneth, 1969, 70
 Aeschliman, Shawn, 1989, 91
 Adcock, Chris, 2011, 12, 13, 14
 Agler, Harry, 1942, 47
 Agness, Neil, 1970, 71
 Agnew, William, 1945
 Agorastos, Manny, 1956
 Agu, Ted, 2012, 13
 Ahanotu, Chidi, 1989, 90, 91, 92
 Ahr, Mike, 1979, 80, 81, 82
 Aigamaua, Solomona, 2010
 Akbar, Jihad, 1994, 95
 Akeo, Ladd, 1982
 Alaman, Don, 1976, 77
 Albertson, William B., 1900, 01, 02
 Albrecht, Ted, 1974, 75, 76
 Alcott, Paul, 1991
 Alford, Ray M., 1917
 Alexander, Don, 1971
 Alexander, Lorenzo, 2001, 02, 03, 04
 Allen, Chester A., 1909, 10, 11, 12
 Allen, John, 1987
 Allen, John, 2005, 06, 07
 Allen, Keenan, 2010, 11, 12
 Allensworth, Darius, 2014
 Alualu, Tyson, 2006, 07, 08, 09
 Amadi, Charles, 2007, 08, 09
 Amajoyi, Obi, 2002, 03
 Ambrose, Roy, 1983, 84
 Amling, Raymond, 1939, 40
 Amling, Wallace, 1946
 Andersen, Lance, 1972
 Andersen, Steve, 1986, 1988
 Anderson, Ahmad, 1979, 80, 81, 82
 Anderson, Andy, 1970
 Anderson, Arthur, 1940
 Anderson, C.J., 2011, 12
 Anderson, David A., 1934, 35
 Anderson, David L., 1936, 37, 38
 Anderson, Don, 1964, 65, 66
 Anderson, Edwin M., 1944
 Anderson, Eric, 1977, 78, 79
 Anderson, Frank M., 1896
 Anderson, Fred, 1937, 38
 Anderson, Jim, 1961, 62, 63
 Anderson, Mike, 1984, 85
 Anderson, Ned, 1967
 Anderson, Rick, 1978
 Anderson, Stephen, 2012, 13, 14
 Andrew, Paul, 1950, 51, 52
 Anger, Bryan, 2008, 09, 10, 11
 Anoa'i, Hamilton, 2014
 Anthony, Mark, 2009, 10, 11, 12
 Archer, William, 1934, 35, 36
 Arkley, William, 1896
 Armendariz, Gus, 1946
 Armstrong, Bill, 1971, 72
 Arner, Brock, 1966
 Arnold, Charon, 2000, 01
 Arnold, Pat, 1985, 86, 87

Arnold, Walt, 1958, 59, 60
 Arrillaga, Gabe, 1957
 Arrington, J.J., 2003, 04
 Arthur, Julian, 2005, 06, 07
 Artoe, Lee, 1939
 Asbell, Rick, 1993
 Aschenbrenner, Rick, 1966
 Ashley, Harold H., 1909, 10
 Asomugha, Nnamdi, 1999, 2000, 01, 02
 Astromoff, Nick, 1983, 84, 85
 Athearn, Fred W., 1898, 99
 Augustine, Irby, 1967, 68, 69
 Austin, Jack, 2014
 Auzenne, Troy, 1988, 89, 90, 91
 Avery, H.S., 1896
 Avery, Lewis, 1943
 Avery, Russell, 1928, 29, 30
 Ayer, Bill, 1990, 91, 92, 93
 Ayooob, Joe 2005, 06

B

Bachman, Forrest, 1946
 Backstrom, Bill, 1971
 Baeta, Mike, 1994, 96
 Baggett, Matthew A., Jr., 1962
 Bagley, Bob, 1950, 51
 Bagnall, Rick, 1988, 89
 Baham, Robert L., 1951
 Bailey, Brian, 1977, 78, 79, 80
 Bailey, Jack, 1945
 Bailey, Mark, 1973, 74
 Bailey, Rick, 1974
 Bailey, Tim, 1979, 80, 81, 83
 Baker, Jon, 1944, 46, 47, 48
 Baldwin, Maurice, 1931, 32
 Baldwin, Paul, 1949
 Ball, Chris, 2000, 01
 Balliett, Larry, 1960, 61, 62
 Bancroft, Steven G., 1926, 27, 28
 Banta-Cain, Tully, 1999, 2000, 01, 02
 Barber, Wolf, 1991, 92
 Barbero, Ed, 1984, 85
 Bark, Andy, 1982, 83
 Barnes, Jeff, 1975, 76
 Barnes, John W., 1897
 Barnes, Pat, 1993, 94, 95, 96
 Barnes, Stanley, 1918, 19, 20, 21
 Barnes, Theodore L., 1898
 Barnett, Edward, 1943, 44
 Barnicott, John W., 1907, 08
 Barr, Dave, 1992, 93, 94
 Barr, Stanley L., 1927, 28, 29
 Barr, Todd, 2012, 13, 14
 Barsala, Mick, 1991, 92
 Barsochini, Robert, 1943
 Barsotti, Gael, 1959, 60
 Bartkowski, Steve, 1972, 73, 74
 Bartlett, Ed, 1949, 50, 51
 Bartlett, Robert, 1929
 Bartolo, Mitchel, 2013
 Barton, Michael, 2013, 14
 Bateman, Dave, 1972, 73, 74
 Bates, Henry, 1917
 Bates, Steve, 1958, 59, 60
 Bates, Tom, 1958, 59, 60

Baxter, Jim, 1953
 Baze, Ross B., 1926
 Beagle, Gregg, 1979, 80, 81, 82
 Beal, Bob, 1950, 51, 52
 Beam, Stewart N., 1922, 23
 Beard, Wendell, 1945
 Beasley, John, 1964, 65, 66
 Bebelaar, John, 1960
 Beck, Matt, 1996, 97, 98, 99
 Becker, Jeremy, 1993, 94, 95, 96
 Becker, Norm, 1955, 56
 Beckett, Theodore, 1928, 29, 30
 Beckham, Josh, 2000, 01, 02, 03
 Bedford, Brian, 1984, 85, 86, 87
 Beebe, Mike, 1990, 92
 Beede, Frank, 1993, 94
 Beedy, J. Crosby, 1934
 Beegun, Eric, 2002, 04, 05, 06
 Begovich, Dan, 1949
 Bell, Albert, 1906, 07
 Bell, Charles R., 1916
 Bell, William M., 1922
 Belli, John, 1987, 88, 89, 90
 Bemoll, Kevin, 2008, 09
 Bender, Allan, 1951, 52
 Bender, Ralph W., 1899
 Bender, William L., 1915
 Benjamin, Na'il, 1993, 94, 95, 96
 Bennett, Harlo, 1936
 Bennett, Rick, 1966
 Bensley, Jon, 2001
 Benson, Jim, 1982
 Berkey, Robert A., 1920, 21, 22
 Bernard, Ken, 1984
 Berry, Dan, 1965, 66
 Bertoli, Charles, 1934
 Besana, Fred, 1975, 76
 Best, Arthur Le Roy, 1923
 Best, Jahvid, 2007, 08, 09
 Best, Sam, 1975, 76
 Bethea, James, 2000, 01, 02, 03
 Bican, Nickolas L., 1930
 Biedermann, Leo, 1975, 76, 77
 Bigelow, Brendan, 2011, 12, 13
 Bimson, Rob, 1985, 86, 87, 88
 Binggeli, Ernie, 1976, 77
 Binkley, Jack, 1953
 Binn, David, 1990, 91, 92, 93
 Binswanger, Anthony, 2004
 Birdsall, Ernest S., 1896
 Bishop, Desmond, 2005, 06
 Bishop, Devin, 2008, 09
 Blackmon, Allen, 1977, 78, 79
 Blackwell, Todd, 1992, 93
 Blakeney, Jim, 1962, 63, 64
 Blanchfield, Tom, 1962, 63, 64
 Blay-Miezah, Francis, 2003, 04
 Blewett, Richard E., 1925, 26
 Blewett, William F., 1923
 Blower, Floyd, 1933, 34, 35, 36
 Bluntzer, Nolan, 2000, 01, 03
 Boateng, Nyan, 2008, 09
 Bock, Lauren, 1960, 61
 Boehm, Kyle, 2013
 Boensch, Fred, 1943
 Bogardus, Darrell J., 1913, 14
 Bohlke, Russ, 1948

Boller, Kyle, 1999, 2000, 01, 02
 Boone, William, 1932, 33, 34
 Booth, Issac, 1992, 93
 Booth, Rick, 1974
 Boothe, D. Power, 1904
 Bordonaro, Sebastian, 1954
 Borghi, Henry, 1944, 46, 47, 48
 Borgia, Gerald, 1967, 68, 69
 Bornstein, Jeff, 1975
 Borrayo, Chris, 2013, 14
 Boskovich, Mark, 2007, 08, 09
 Bostock, Ross, 2011, 12
 Bottari, Vic, 1936, 37, 38
 Boucher, David, 1919
 Bouza, Jackson, 2011, 12, 13
 Bouza, Matt, 1978, 79, 80
 Bowers, Brad, 1991, 92, 93, 94
 Boynton, William H., 1904
 Bracelin, Greg, 1976, 77, 79
 Brache, Ignacio, 1997, 98, 99
 Bradley, Jerry, 1964, 65, 66
 Brady, Jim, 1968, 69, 70
 Brady, Michael, 1980, 81, 82
 Brady, Patrick, 1980, 81, 82
 Braley, Harold H., 1900
 Brandon, Eric, 1995, 96, 97, 98
 Brandt, Ed, 1953, 54, 55
 Brandt, Fred, 1943
 Brant, David O., 1911, 13
 Brazil, Jim, 1976, 77
 Brazill, Nat, 1955, 56
 Brazinski, Mark, 2010, 11, 12, 13
 Breakenridge, Harold R., 1926, 28
 Breech, Jim, 1974, 75, 76, 77
 Breedon, Jack, 1937, 38
 Breidenthal, John, 1978, 79, 80
 Bridgford, Allen, 2011, 12
 Brien, Doug, 1991, 92, 93
 Briner, Andy, 2003
 Brittingham, Jack, 1933, 34, 35
 Brittingham, Robert, 1933, 34, 35
 Bronk, Barry, 1966, 67
 Brooks, Bob, 1952
 Brooks, Fred T., 1914, 15, 16, 19
 Brooks, Gerald, I., 1954
 Brooks, Jesse, 2006, 07, 08, 09
 Broussard, Nathan, 2012
 Brown, Caleb, 1994, 96, 97, 98
 Brown, Darryl, 1990, 91
 Brown, Donald, 1944
 Brown, Gavin, 1995
 Brown, Kenny, 1986, 87
 Brown, Kevin, 1983, 84, 85, 86
 Brown, Mike, 1965, 66
 Brown, Myron M., 1924, 25
 Brown, Robert L., 1917
 Brown, Tom, 1962, 63, 65
 Browner, Keith, 2008, 09, 10
 Brumsey, Larry, 1971
 Brunk, Frank, 1947, 48, 49
 Budelman, Herman D., 1906, 07, 08
 Buestad, Bud, 1945
 Bugbee, Dennis, 1967
 Buggs, Michael, 1978, 79, 80
 Bullard, Sean, 1993, 94, 95, 96
 Bundy, Randy, 2003, 04, 05, 06

ALL-TIME LETTERWINNERS (continued)

Burch, Todd, 1984
 Burke, Tom, 1961
 Burns, Samuel, 1972
 Burnside, David, 1995, 96, 97
 Burruss, Jim, 1959, 60, 61
 Burrows, Bruce, 1968
 Bush, Franklin W., Jr., 1905
 Butler, James B., 1906, 08
 Butler, Ralph H., 1909
 Byrd, Emerson, 1958
 Bystrom, Gary, 1963

C

Cacciari, Steve, 1980, 81, 83
 Cadenasso, John, 1951
 Cafaro, J.D., 2001, 03, 04
 Cahill, Mark, 1974
 Cahn, Albert, 1929, 30
 Caldwell, Keith, 1985, 86
 Caldwell, Mike, 1990, 91, 92, 93
 Calender, Clayton, 1943
 Calkins, Jim, 1967, 69
 Calkins, Russell, 1933, 34
 Calegari, Ron, 1962, 64
 Callaghan, Judson, 1935, 37
 Callan, Brett, 1991
 Callan, Howard, 1944
 Callen, Atari, 1999, 2001
 Calvin, Michael, 2008, 09, 10, 11
 Camera, Paul, 1983
 Cameron, Andrew, 2003, 04, 05, 06
 Camp, Reggie, 1979, 80, 81, 82
 Campbell, D.J., 2008, 09, 10, 11
 Campbell, Rich, 1978, 79, 80
 Camporeale, Dan, 2010, 11, 12, 13
 Canada, Tom, 2001, 02
 Canfield, Clifford G., 1913, 14, 15
 Cannon, Chris, 1989, 90, 91, 92
 Cantlon, John E., 1964, 65
 Carabello, Hector, 1945
 Cardon, Monty, 1985
 Carey, H. Dana, 1923, 24, 25
 Carlsen, Dick, 1960
 Carlson, Arthur, 1931, 32, 33
 Carlson, Glenn E., 1924, 25
 Carlton, Robert, 1932, 35
 Carmel, Ray, 2001
 Carmichael, Jim, 1953, 54, 55
 Carnell, Mike, 1978
 Carpenter, Chris, 1990, 91, 92, 93
 Carpenter, Kenneth L., 1909
 Carr, S.D., 1896
 Carter, Andre, 1997, 98, 99, 2000
 Carter, Charles, 1986, 87
 Carter, David, 1981, 82, 83, 85
 Carter, Jerome, 1970, 71
 Carvajal, Rudy, 1961, 62, 63
 Casey, Mike, 1953
 Casner, Al, 1989, 90, 92
 Cass, Harold P., 1919
 Castelhun, Paul, 1900
 Castle, James S., 1935
 Castro, Augustus, 1930, 31
 Cattouse, Sean, 2008, 09, 10, 11
 Celeri, Robert, 1944, 47, 48, 49

Cerf, Cedric S., 1906, 07, 08
 Cernius, Bob, 1989
 Cezario, Michael A., 1962
 Chambers, Roland, 1945, 46
 Champion, Jerome, 1967, 68, 69
 Chapman, Darnell, 1977, 78, 79
 Chapman, Lindsey, 1991, 92, 93
 Chapman, Samuel, 1935, 36, 37
 Cheadle, Justin, 2008, 09, 10, 11
 Cheek, Trey, 2014
 Cherry, Jamaal, 1998, 99, 2001, 02
 Cherry, Je'Rod, 1992, 93, 94, 95
 Cherry, Jim, 1955, 56
 Cherry, William, 1986
 Chiappone, Bob, 1957
 Chick, Chris, 1999, 2000
 Christensen, Brunel, 1941, 42
 Christie, Howard, 1932, 33
 Clark, Austin, 2010, 11, 12, 14
 Clark, Jack, 1976, 77
 Clark, Webster V., 1920, 21, 22
 Clay, John A., 1900
 Clemons, Duane, 1992, 93, 95
 Clemons, Sam, 1998, 99
 Cline, James J., 1918, 19
 Clizbe, Matt, 1991, 92, 93, 94
 Clymer, John F., 1924
 Clymer, Paul S., 1926
 Coccimiglio, Ron, 1978, 79, 80
 Cochran, Matt, 2013, 14
 Cock, Howard B., 1926
 Cockburn, James D., 1927, 28
 Cockett, Keith, 1983, 84, 85
 Coffeen, J.M., 1917
 Coffey, Andrew, 1998
 Cohen, Douglas B., 1914
 Coleman, Caleb, 2014
 Coleman, DeAndre, 2010, 11, 12, 13
 Coleman, Jim, 1967
 Collier, Cornell, 1988, 89, 90, 91
 Collier, John H., 1899
 Collier, Leonard, 1936
 Collins, Evan, 1994, 95, 96
 Collins, Greg, 1974, 75
 Collins, Robert H., 1900
 Coltrin, Frederic C., 1925, 26, 27
 Comer, Brian, 1996
 Conley, John, 1970
 Conte, Chris, 2007, 08, 09, 10
 Contestabile, Joe, 1956
 Conway, Cassius, 1993
 Coombs, Malcolm, 1931
 Cooper, Bill, 1958
 Cooper, Joe, 1978, 81, 82
 Coprich, Jeffrey, 2013
 Cornell, George, 1936, 38
 Cornish, Henry L., 1898, 99
 Costanzo, Michael, 2008, 09, 10
 Cotton, Charles, 1933, 34, 35
 Cotton, Kenneth, 1935, 36, 37
 Couper, Frank C., 1925
 Covarrubias, Jesse, 1979, 80
 Cox, Donald, 1948
 Cox, Howard V., 1926
 Cox, James, 1943

Cox, Stanley, 1940, 41
 Cox, Stewart, 1941
 Craig, John W., 1896, 98
 Craig, V.H., 1897
 Crane, Markey, 1976, 77
 Crane, Percy L., 1913
 Cranmer, Lee D., 1919, 20, 21
 Cristol, Brian, 2005
 Crittenden, Bob, 1965, 66, 67
 Crosby, Vern, 1943
 Cross, Garrett, 2003, 04
 Crosthwaite, Alejandro, 2012, 13, 14
 Crow, Wayne, 1958, 59
 Croyle, Phil, 1968, 69, 70
 Crumpacker, Karl, 1973, 74
 Cruze, Jay, 1971, 72
 Cullom, Jim, 1947, 48, 49
 Culpepper, John, 1972, 73, 74
 Cummings, Bob, 1949, 50
 Cummins, Greg, 1974, 75
 Cunningham, Bill, 1950
 Cunningham, Dustin, 1993
 Cunningham, Kevin, 1993, 94
 Cunningham, John, 1946, 47, 48
 Cunningham, LaReylle, 2005, 06, 07, 08
 Curran, Don, 1950, 51, 52
 Curran, Skylar, 2008, 09
 Currie, Bob, 1955, 56, 57
 Currie, Ron, 1959
 Currin, Matt, 2001, 03, 04
 Currin, Sean, 1998, 99, 2000, 01
 Curry, Robert, 1972
 Curtis, Dick, 1961
 Curtis, Isaac, 1970, 71
 Curtis, Steve, 1969, 70
 Cushing, Kevin, 1985, 86

D

D'Amato, Vincenzo, 2009, 10, 12, 13
 Dal Porto, Robert, 1946, 47, 48
 Dalton, Wesley, 1999
 Daniels, Marcus, 2000, 01, 02
 Daniels, Raymond, 1993
 Daniels, Victor, 1933
 Dantzler, Alex, 1970
 Darby, Robert, 1968, 69, 70
 Davis, Antione, 2013
 Davis, David, 2014
 Davis, Michael, 1990, 91, 92, 93
 Davis, Rashawn, 1997
 Davis, Rulon, 2006, 07, 08
 Davis, Ryan, 2010, 11
 Davis, Trevor, 2014
 Davison, Ray, 2014
 Dawkins, Sean, 1990, 91, 92
 Day, Dick, 1951, 53
 Dean, Calvin J., 1920, 21, 22
 DeBoskie-Johnson, Covaughn, 2009, 10, 11
 DeBruin, Jaylon, 2003, 04
 DeCoud, Thomas, 2004, 05, 06, 07
 Decoudres, Charles, 1942
 Deeds, Karl S., 1918, 19, 20
 Deemer, Bryan, 2005, 06
 Degnan, George, 1931
 DeJong, Raymond, 1947, 48, 49
 De La Cruz, Tino, 1981
 De La Puente, Brian, 2005, 06, 07
 DeLapp, Geoff, 1969, 70, 71
 Delgado, Vincent, 1984, 85, 86, 88
 Del Giorgio, Seldon, 1930
 DeLoach, Jerry, 1996, 97, 98, 99
 DeLoach, Ralph, 1976, 77, 78
 Del Prado, Josh, 1996, 97
 DePaola, Dante, 1992, 93, 94, 95
 De Rosa, Joe, 1974, 75
 DeMartinis, Sam, 2010
 Demeritt, Reno E., 1901, 02, 03
 Derian, Albert, 1940, 41
 Derian, Steve, 1973, 74
 DeSa, Sam, 2004, 05, 06, 07
 Desmond, James, 1945
 Desomber, Nate, 1999
 Destefano, Pete, 1996, 97, 98, 99
 Deutsch, Derek, 2000, 01
 De Varona, David, 1936, 37, 38
 Devers, James, 1985, 86, 88
 Devine, Kevin, 1993, 94, 95, 96
 Devora, Wayne, 1992
 Dickson, Joel, 1986, 87, 88, 90
 Diehl, Reed, 1997, 98, 99, 2000
 Diffenbang, William, 1945, 46
 Dilello, Pete, 1995
 Dill, Forrest, 1972
 Dillon, Jim, 1952, 53
 Dills, Thomas H., 1910, 12
 Dimeff, Steve, 1953, 54, 55
 Dinkler, Ted, 1959, 60
 DiResta, Louis, 1930, 31
 Dixon, Alex, 1983, 84, 85, 86
 Dixon, James A., 1923, 24
 Dixon, John, 1975, 76
 Dixon, Rich, 1978, 79, 80, 82
 Dodds, John, 1942
 Dodds, Robert, 1946, 47, 49
 Doerr, Donald, 1942, 43, 46
 Doherty, Kevin, 1997, 98, 99
 Dolan, Lawrence J., 1911
 Dolman, Sam, 1962
 Dolman, Willard, 1936, 37, 38
 Domoto, Pete, 1957, 58, 59
 Donnelly, Ray, 1954
 Donohoe, Charles A., 1939
 Doretti, Frank, 1957, 58, 59
 Dorsey, Albert, 1997, 98
 Dos Remedios, Robert, 1987, 88
 Dotsy, Terence, 2000, 01, 02
 Dotur, Steve, 1945
 Dougery, James C., 1926, 27
 Dougery, Ralph H., 1927
 Douglas, Dameane, 1995, 96, 97, 98
 Douglas, James M., 1912, 13, 14
 Downs, Devante, 2014
 Doxy, Gary, 2006, 07
 Dozier, Cedric, 2013, 14
 Dozier, Melville, Jr., 1899
 Drake, Jeremy, 2001, 02
 Drew, Damariay, 2013
 Drew, Jerry, 1953, 54, 56

ALL-TIME LETTERWINNERS (continued)

Drnovich, Louis, 1934
 Duddleson, William J., 1915
 Duden, Ernest, 1900, 01
 Dumont, Nico, 2010, 11
 Dunbar, Palmer H., 1899
 Duncan, Douglas, 1946, 47, 48
 Duncan, Scott, 1973
 Dunn, Raymond, 1939, 40, 41
 Dunn, Richard M., 1921, 22, 23
 Dunn, Steve, 1981, 82, 83, 84
 Duren, Clarence, 1971, 72
 Dutriz, Antonio, 1934
 Dutton, Bill, 1953
 Dutton, Tom, 1951, 52, 53
 Dwiggins, Jay, Jr. 1908, 09, 10
 Dyer, Ephraim, 1906, 07
 Dzura, Stan, 1963, 64

E

Easley, Chris, 1994, 95, 96
 East, Raymond, 1930
 Easterbrooks, Gerald, 1930, 31
 Eaton, Lou, 1934
 Ebert, Jeff, 1987, 88
 Echemandu, Adimchinobe, 1999, 2000, 03
 Eddings, Floyd, 1977, 78, 80, 81
 Edgar, Brad, 1986, 87, 88, 89
 Edmond, Coleman, 2010, 11
 Edmonston, Don, 1950
 Edmonston, Robert, 1944, 45
 Edwards, Donovan, 2008, 09, 10
 Edwards, Herman, 1972, 74
 Edwards, Tyrone, 1991, 92, 93, 94
 Eells, Walter H., 1918, 19, 20
 Eickmeyer, Herman, 1929, 30
 Eisan, Dan, 1976
 Eisan, Lee G., 1927, 28, 29
 Eisenbrand, Clay, 1981, 82, 83
 Elerding, Eugene, 1930
 Eley, Jeff, 1984, 86
 Elliott, Amos W., 1908, 09, 10, 11
 Elliott, John, 1944, 46
 Elliott, Roy H., 1905
 Ellis, Frank F., 1896
 Ellis, Hal, 1951, 52
 Ellison, Tyre', 2010, 11, 12
 Elmore, William, 1938, 39, 40
 Ely, Dwight, 1951
 Engerbretson, Karl L., 1918, 19
 English, Ron, 1987, 88, 89, 90
 Enwere, Vic, 2014
 Epstein, Michael P., 1962
 Erb, Charles F., Jr., 1920, 21, 22
 Erb, Charles F. III, 1946, 49
 Erby, John, 1960, 61, 62
 Erickson, Richard, 1946, 47, 48
 Eriksen, Kristian, 2001, 02
 Ervin, Darren, 2012, 13
 Eselu, Savaii, 2010
 Espitia, Maximo, 2012, 13
 Evans, Claude, 1936, 37
 Evans, Clinton W., 1910, 12
 Evans, F. Howard, 1923
 Evans, Jack V., 1926, 27
 Evans, Stafford, 1992, 93

Everett, Lucas, 2003
 Everett, Whit, 1974, 75
 Everhart, Jef, 1993
 Ezeff, Marcus, 2006, 07, 08, 09

F

Fa'avae, Fa'avae, 1997, 98, 99
 Fackrell, Carlos, 1955, 59
 Fairbanks, John R., 1907
 Fanua, Steven, 2010, 11
 Farley, Brian, 2013, 14
 Farmer, Clarence W., 1917
 Farmer, Milton T., 1906
 Faumuina, Pana, 2002
 Favreau, Mike, 1986
 Favro, Dave, 1961
 Fay, John, 1967, 68
 Felder, Anthony, 2005, 06, 07, 08
 Fenston, Earl J., 1915
 Ferguson, Jim, 1960, 61
 Ferguson, John, 1941, 42
 Ferragamo, Vince, 1972, 73
 Fetherston, Jim, 1965, 66, 67
 Fiebiger, Roy, 1974, 75
 Field, Drew, 1979
 Fields, Marcus, 1997, 98, 99, 2001
 Fike, Harold, 1973, 74, 75
 Firpo, Anthony, 1938, 39
 Fish, George W., 1912, 13
 Fisher, Emerson W., 1919
 Fisher, Richard, 2008, 09, 10
 Fitz, Frank M., 1927
 Fitzgerald, Chuck, 1950
 Flagg, Justin, 1995, 96, 97, 98
 Fleming, Howard W., 1911, 12, 13
 Fletcher, Harold A., 1912
 Flores, Ron, 1988, 89
 Fodor, Bob, 1979, 81, 82, 83
 Follett, Zack, 2005, 06, 07, 08
 Folmer, Richard, 1939, 40
 Foltz, Ryan, 2002, 03, 04, 05
 Fong, George, 1946, 47
 Foran, Marshall, 1991, 92, 93, 94
 Forbes, Art, 1955, 56, 57
 Forbes, Nick, 2010, 11, 12
 Force, James A., 1903, 04, 05
 Ford, Mariet, 1981, 1982
 Ford, Mike, 1986, 87, 88, 89
 Ford, Orrin, 1981, 83, 84
 Forrester, Wale, 2002, 03
 Forsett, Justin, 2004, 05, 06, 07
 Fortt, Khairi, 2013
 Foster, Daniel P., 1914, 15, 17
 Foster, Robert N., 1904
 Foster, Roger, 1963, 64, 65
 Fowler, Donald, 1935
 Fowler, Gary, 1967, 68, 69
 Fowler, Nate, 1992, 94
 Fox, Charley, 1949
 Fraley, Paul, 2004
 Francis, Robert C., 1926
 Frank, Kenny, 2006
 Franklin, Oran, 1957
 Frantz, John, 1965, 66, 67
 Franz, Rod, 1946, 47, 48, 49

Fraser, Jim, 1969, 70
 Frassetto, Gene, 1942, 47, 48
 Frazer, Donovan, 2014
 Fredrickson, Tyler, 2000, 01, 02, 03
 Freedman, Tony, 1942, 43
 Freeman, Edgar A., 1906, 07, 08
 Freeman, Mike, 1997, 98
 Freitas, George, 1974, 75, 76, 77
 Frey, Dave, 1972, 73, 74
 Frisbee, Bob, 1943
 Frisch, John, 1972, 73
 Fujita, Scott, 1998, 99, 2000, 01
 Funderburk, Mark, 1980, 81, 83, 84
 Furuta, Doug, 1959

G

Galas, Dominic, 2009, 10, 11, 12
 Galas, Tim, 1979, 80, 82
 Galbraith, Huxley, 1945
 Gallagher, William G., Jr., 1922
 Gammon, Walter, 1900
 Gandsey, Tom, 1983, 84
 Garamendi, John, 1963, 64, 65
 Garamendi, Sam, 1969, 70, 71
 Garcia, Nicanor, 1992
 Gardner, Derrick, 1995, 96, 97, 98
 Garlinger, Howard, 1955
 Garner, David, 2014
 Garner, Dwight, 1982, 83, 84, 85
 Garrity, Clarence, 1928, 29, 30, 31
 Garthwaite, Edwin, 1943, 44
 Garvin, Grover, 1958, 59
 Garzoli, John, 1954
 Gaskins, Martin 1994, 95
 Gates, Justin, 2010, 11
 Gay, Thomas E., 1916
 Geanelli, Rudolph L., 1913, 14, 15
 Gearhart, George, 1966, 67
 Geldermann, Nate, 1996, 97, 98
 Gendotti, Joseph, 1901
 Gentner, Ernie, 1942
 George, Dave, 1959, 60
 Geringer, John, 1983, 84, 85, 86
 Gerner, Kenneth, 1945
 Geurts, Peter, 2008
 Ghilarducci, Harry, 1954
 Gianulias, Gus, 1955, 56, 58
 Gibbert, Vince, 1967
 Gibbs, Ronald D., 1915
 Gibson, Geoffrey, 2012
 Gibson, James, 1997
 Gibson, Jason, 2013
 Gibson, Mike, 2006, 07
 Giddings, Mike, 1953, 54
 Gierlich, James, 1944, 45
 Giesel, Jon, 2002, 03, 04
 Gifford, John V., 1917
 Gilbert, Gale, 1980, 82, 83, 84
 Gilbert, Robert, 1935, 36
 Gilkey, Charles, 1945
 Gilkey, Don, 1954, 55, 56
 Gill, Carol, 1932, 33, 34,
 Gill, Frank, 1928
 Gill, Harry W., 1927, 28, 29

Gill, Ralston, 1929, 30, 31
 Gill, Sam, 1931, 32
 Gillespie, George, 1956
 Gillis, Kenneth C., 1907
 Gillies, Ed, 1976
 Gillum, Charles, 1993
 Gimbal, LeRoy M., 1919
 Gingold, Lucus, 2013, 14
 Giordano, Matt, 2003, 04
 Giroday, Paul, 1971, 72, 73
 Glagola, Steve, 1957
 Glascock, John R., 1907
 Glass, Charles, 1978
 Gleason, Dave, 1971, 72
 Glenn, Stan, 1976, 77
 Glenn, Tarik, 1993, 94, 95, 96
 Glick, Steve, 1951, 52
 Glover, Drew, 2007, 08
 Godde, Harry A., 1918
 Goich, Dan, 1965, 66
 Goff, Jared, 2013, 14
 Goff, Jerry, 1985
 Gold, Randy, 1960, 61
 Gonzales, Bob, 1958
 Gonzalez, Tony, 1994, 95, 96
 Gordon, Steve, 1988, 89, 90, 91
 Gordon, Walter A., 1916, 17, 18
 Gordon, Walter A., Jr., 1941, 42
 Gosbey, J.S., 1896
 Gosling, George, 1953
 Gottlieb, Ziv, 1994, 95, 96
 Gough, Harlan, 1939, 40
 Goulet, James, 1985, 86
 Grady, Larry, 1975, 76
 Graf, Robert E., 1915
 Graff, Edwin C., 1909
 Graffitt, Garry, 2009, 10
 Graham, Doug, 1959, 60, 61
 Graham, Jody, 1990, 91, 92, 93
 Graham, Pat, 1977, 78, 79, 80
 Grandison, Anthony, 1987, 88, 89, 90
 Granger, Ted, 1954, 55
 Graumann, Gary, 1977, 78
 Graves, John, 1941, 42, 47
 Gray, Dan, 1974, 75
 Gray, David, 1980, 81
 Gray, David, 2003, 04, 05, 06
 Gray, Mark, 2006, 07
 Gray, Prentiss N., 1904, 05
 Gray, Robert, 1945
 Gray, Robert F., 1915
 Grealish, Steve, 1973
 Greathouse, A.J., 2014
 Green, Anthony, 1975, 76, 77
 Green, Bob, 1988, 89
 Green, Edward P., 1927
 Green, Jim, 1957, 58, 59
 Green, Kenny, 2005
 Green, Robert C., 1927
 Greer, Darrin, 1986, 87, 88, 89
 Greisberg, Frederick J., 1896, 97, 98, 99
 Gridley, Mike, 1962, 64, 65
 Grieb, Tom, 1970
 Griffin, Bert F., 1924, 25, 26
 Griffiths, Edwin, 1929, 30, 31

ALL-TIME LETTERWINNERS (continued)

Griggs, Ken, 1989
 Grillos, John, 1988
 Grimes, Matt, 1983, 84, 85
 Grison, James, 2012, 13
 Gritsch, Steve, 1973, 74, 75
 Groefsema, Ken, 1943, 46, 47
 Groger, Dick, 1949, 50
 Grothus, Joe, 1944
 Guarnero, Chris, 2008, 09, 10
 Guest, Don, 1965, 66
 Guiberson, Nathaniel G., 1901
 Gulvin, Glen, 1950, 51, 52
 Gustaveson, Josh, 2001, 02
 Gutierrez, Ryan, 2002, 03, 04
 Guyton, Trevor, 2008, 09, 10, 11

H

Hatchen, Bill, 1943
 Haffey, Calvin, 1904, 05, 06, 09
 Hagan, Darian, 2007, 08, 09, 10
 Hagan, Spencer, 2010, 11, 12, 13
 Hahn, Leighton, 1951, 52
 Hailey, Mike, 1972
 Haina, John, 1983, 84
 Hale, Dewey, 1998, 99, 2000, 01
 Hale, Max, 1956, 57
 Hale, William M., 1919
 Hall, Brandon, 2003
 Hall, Layne, 1991, 92
 Hall, Lowell C., 1920
 Hall, Percy W., 1896, 97, 98, 99
 Hall, Rhett, 1989, 90
 Hammes, Bob, 1964
 Hampton, Brandon, 2004, 05, 06, 07
 Hampton, Chris, 1980, 81, 82, 83
 Hampton, Kerry, 1970, 71
 Handy, Carl, 1929, 30
 Hanford, Ray, 1936, 38
 Hanford, William, 1936
 Hanifan, Jim, 1952, 53, 54
 Hansen, George D., 1911
 Hansen, J. Owen, 1901
 Hansen, Thorvald, 1930
 Hanson, Kenneth I., 1917
 Hard, Sam, 1964, 65, 66
 Hardin, Tim, 1987
 Harding, Roger, 1943, 44
 Hardy, David P., 1909, 10, 11
 Hardy, John, 1986, 87, 88, 90
 Harmon, Mike, 1978, 79
 Harper, Chris, 2012, 13, 14
 Harrell, Tubby, 1975
 Harris, Al, 1943
 Harris, Charles, 1950, 51
 Harris, Don, 1951, 52
 Harris, Drae, 1998, 99
 Harris, George, 1968
 Harris, John, 1977, 78
 Harris, Maurice, 2012, 13, 14
 Harris, Myron W., 1908, 09, 10
 Harris, Neal, 1908
 Harris, Nick, 1997, 98, 99, 2000
 Harrison, Brian, 2004, 05
 Harrison, Jack, 1973, 74, 75
 Hart, Jack, 1956, 57, 58

Hartman, Dick, 1955
 Harvey, Ken, 1986, 87
 Hasbrouck, Lamar, 1986, 87
 Haskell, Robert K., 1896, 97
 Haskins, William H., 1912
 Hatcher, Orville, 1939, 40
 Hatfield, Greg, 1966
 Hawkins, LaVelle, 2005, 06, 07
 Hawkins, Tom, 1970, 71
 Hawley, Loren, 1961, 63, 64
 Hay, Jack, 1935
 Hay, Richard, 1935
 Hayes, Horace H., 1917
 Hayes, Kenneth A., 1914
 Hays, David, 2000, 02, 03
 Hazeltine, Matthew E., 1912, 13, 15
 Hazeltine, Matt, Jr., 1951, 52, 53, 54
 Hazzard, Roy T., 1916
 Heathwood, Matt, 1985
 Heck, Dave, 1978, 79
 Heck, Phil, 1973, 74, 75, 76
 Hector, Byron, 1984, 85, 86
 Hein, Gary, 1983, 84, 85, 86
 Heisinger, Kris, 1982
 Heitmuller, William F., 1902, 03, 04
 Helfman, Marcus, 1999
 Heltne, Bruce, 1951
 Henderson, Vic, 1974, 76, 77, 78
 Hendren, Greg, 1969, 70
 Hendrickson, Steve, 1985, 86, 87, 88
 Hennington, Marshall, 1984
 Henry, Leslie A., 1904
 Hering, John, 1982
 Herrero, George, 1940, 41
 Herrero, Jack, 1941, 42
 Hershey, Jeremy, 1999, 2000
 Herwig, Robert, 1935, 36, 37
 Hewitt, Lloyd E., 1918
 Hextrum, Chuck, 1973, 74, 75
 Heydorff, Chad, 2000
 Hibbs, Doug, 1956
 Hibbs, Joe, 1952, 53
 Hibler, Rasheed, 1994, 95, 96, 97
 Hickingbotham, Joe, 1929, 30
 Hickman, Dallas, 1973, 74
 Hicks, Bernard, 2005, 06, 07, 08
 Hicks, George M., 1916
 Hicks, Marc, 1985, 86
 Higgins, John M., 1944
 Higson, John W., 1917
 Hileman, Robert, 1943, 47, 48
 Hill, Derrick, 2007, 08, 09, 10
 Hill, Josh, 2009, 10, 11, 12
 Hill, Harvey C., 1912
 Hill, Reuben C., 1899
 Hill, Ron, 1977, 78, 79
 Hillesland, Brian, 1981, 82, 83
 Hillmon, Oliver, 1976, 77
 Hilton, Delongion, 2005
 Hinder, Austin, 2013, 14
 Hingst, Steve, 1986, 87
 Hischler, David, 1944, 46, 47, 48
 Hoberg, Carl, 1939, 40
 Hodgins, Mike, 1974

Hoeber, Paul, 1965
 Hoenisch, Robert, 1945
 Hoffman, Ralph, 1955
 Holleman, Jack, 1974, 75
 Holley, Brian, 2007, 08, 09
 Holloway, Stan, 1978, 79
 Holly, Marty, 1990, 91, 92, 93
 Holston, Charlie, 1957, 58, 59
 Holt, D.J., 2008, 09, 10, 11
 Holtfreter, Eric, 2000, 01
 Honegger, Arthur, 1942, 43
 Honey, Jason, 2004, 05
 Hongola, Robert, 1940, 41
 Hood, Dave, 1951, 52
 Hooper, Burt E., 1897
 Hooper, Leon L., 1917, 18
 Hopper, James P., 1896, 97, 99
 Horrell, Edwin C., 1923, 24
 Hosey, Calvin, 1999, 2000, 01, 02
 Hoskins, John O., 1912
 Houghton, Mark, 1977, 78
 Houston, Artis, 1991, 92, 93, 94
 Houston, Gayland, 1984, 85
 Houston, Norman B., 1942
 Howard, C. Harry, 1900, 02, 03
 Howard, Eric, 1986, 87, 88
 Howard, Harry M., 1902, 03, 04
 Howard, Jack, 1935, 36
 Howard, John C., 1915
 Howard, Randolph, 1972
 Howe, Brad, 1987
 Howell, Wes, 1982
 Huber, Gordon, 1924, 25, 26
 Huber, Skip, 1958, 59
 Hubert, Theodore, 1937, 38, 39
 Hudgins, Scott, 1971
 Hudson, C. Harry, 1900, 02, 03
 Hudson, Don, 1978, 79
 Hudson, Raymond, 2014
 Hufford, Guy D., 1924
 Hughes, Daymeion, 2003, 04, 05, 06
 Hughes, James, 1976, 77
 Hultgren, Mark, 1967, 68, 69
 Humpert, Frank, 1949
 Humphries, Randy, 1967, 68, 69
 Hunt, Archie M., 1913, 14
 Hunt, Jim, 1963, 64, 65
 Hunter, Jacobi, 2013
 Hunter, Jordon, 2001, 03
 Hunter, Wayne, 1999
 Hunter, Wendell, 2001, 02, 03, 04
 Hurrell, J.P., 2009, 10, 11, 12
 Huston, Norman, 1942
 Hutters, William, 1937, 38, 39, 40

I

Iaukea, Curt, 1956, 57
 Igber, Joe, 1999, 2000, 01, 02
 Imlay, Talma W., 1924, 25
 Ingram, Darryl, 1985, 86, 87, 88
 Ingram, Wilbur, 1937
 Ipson, Dan, 1960
 Iwuoma, Chidi, 1997, 98, 99, 2000

J

Jabs, Earl F., 1925, 26
 Jack, Raymond, 1934
 Jackman, Brad, 1984, 85, 86, 87
 Jackson, DeSean, 2005, 06, 07
 Jackson, Herb, 1955, 56
 Jackson, John, 1973, 74
 Jackson, Kameron, 2011, 12, 13
 Jackson, Roy, 1998, 99, 2000
 Jackson, William, 1985, 86
 Jacobs, Andy, 1993, 94, 95, 96
 Jacobs, Proverb, 1957
 Jacques, Joe, 1987
 Jacuzzi, Remo, 1955, 56
 Jalil, Mustafa, 2011, 12, 13
 James, Don, 1981, 82, 83, 84
 James, Paul, 1972, 73, 74
 Jamile, Alex, 1959
 Jefferson, Jalen, 2012, 13, 14
 Jefferson, Marcus, 1993
 Jenkins, Tim, 1988, 89
 Jensen, Jack, 1946, 47, 48
 Jensen, Mark, 1999, 2000, 01, 02
 Jessen, Jess E., 1933
 Jimenez, Juan, 1999, 2000
 Johns, Walter R., 1907, 08, 09
 Johnson, Brett, 2006, 07, 08, 09
 Johnson, Charles, 1957, 58
 Johnson, Charles, 2008, 09
 Johnson, Don, 1952
 Johnson, Gordon, 1968
 Johnson, John, 1984, 85
 Johnson, Matt, 1993
 Johnson, Maurice, 1992, 93, 94, 95
 Johnson, Raymond, 1943
 Johnson, Richard J., 1936
 Joiner, Jim, 1990, 92
 Joiner, Paul, 1991, 92, 93
 Johnson, Jonathan, 2014
 Johnson, Ron, 1975
 Johnson, Sidney, 1985, 86
 Johnson, Vincent, 2014
 Johnson, Wade, 1976, 77
 Johnson, Walter H., 1916
 Johnson, William Charles, 1971
 Johnson, William Curtis, 1971, 72
 Johnston, Richard D., 1936
 Jones, Brent, 1993, 94, 95, 96
 Jones, Cody, 2006, 07, 08
 Jones, Dexter, 1986, 87
 Jones, Dwayne, 1986, 87, 88, 89
 Jones, George, 1906
 Jones, Harry, 1932, 33, 34
 Jones, Jeff, 1989, 90, 91, 92
 Jones, Jerry, 1972, 73
 Jones, John L., 1936
 Jones, Len, 1947, 48, 49
 Jones, Marvin, 2008, 09, 10, 11
 Jones, Paul, 1975, 77, 78, 79
 Jones, Rick, 1971, 72
 Jones, Ryan, 2000, 01, 02
 Jones, Terry, 1957, 58, 59
 Jordan, Cameron, 2007, 08, 09, 10
 Jordan, Ray F., 1909, 10

ALL-TIME LETTERWINNERS (continued)

Jordan, Robert, 2004, 05, 06, 07
 Joslyn, William, 1943
 Joyce, Derek, 2002, 03, 04
 Jurkovich, James, 1940, 41, 42

K

Kaarsberg, Pete, 1897, 98, 99
 Kai Kee, Sam, 1918
 Kampa, Bob, 1971, 72
 Kane, Mika, 2005, 06, 07, 08
 Kapp, Joe, 1956, 57, 58
 Kapp, Will, 2008, 09, 10, 11
 Karacozoff, Kirk, 1977, 78, 79, 80
 Karpe, Bob, 1950, 51
 Kartz, Keith, 1981, 82, 84, 85
 Kastner, Eric, 1968
 Kaufman, Harold A., 1927
 Kaufman, Joseph, 1931
 Kaufusi, Keni, 2012
 Kay, Jordan, 2007, 08
 Keanaaina, Keala, 1999, 2000
 Kearney, Jake, 2014
 Keckley, Paul, 1946, 47, 48
 Keefer, James, 1931, 32, 33
 Keeles, Bernie, 1969
 Keen, Robbie, 1987, 88, 89
 Kelly, Kevin, 1991, 92, 93
 Kelly, Mike, 1986
 Kelly, Steve, 2004, 05, 06
 Kelly, Trevor, 2014
 Kemnitzer, Steve, 1971, 72
 Kemp, Billy, 1978
 Kendrick, Mychal, 2008, 09, 10, 11
 Kenfield, Ted, 1945, 46, 47
 Kennedy, Eugene P., 1896
 Keogh, Tom, 1952
 Kern, Claude C., 1904
 Kern, Dick, 1953
 Kerr, George P., 1904
 Keyser, Chris, 1972
 Kidder, Jim, 1951, 54
 King, Dick, 1955
 King, Gabe, 2012
 King, Kam, 1985, 87
 King, Lucas, 2012, 13
 King, William N., 1910, 12, 13
 Kirst, Kyle, 2006
 Kirwan, Edwin, 1929, 30, 31
 Kitrelle, Reginald W., 1904, 05
 Klein, Forrest, 1948, 49
 Klein, Perry, 1990, 91
 Klein, Phil, 1932, 33
 Klemmer, Grover, 1942
 Kline, Zach, 2013
 Klinger, Jack, 1944, 45
 Klink, Mark, 1971, 72
 Klotsche, John, 1999, 2000, 01, 02
 Klotz, Richard, 1985
 Kobzeff, John, 1967, 68
 Koch, Donald E., 1929
 Koepf, Monte, 1945
 Kotler, Jim, 1952, 53
 Kragen, Kyle, 2013
 Kramer, Tom, 1953, 54
 Krebs, Kameron, 2011, 12

Krieg, Tyler, 2006
 Kriegsman, Cary, 2013
 Krueger, Ralph, 1950, 51, 52
 Krum, Bill, 1962, 63, 65
 Kuhl, Chuck, 1956
 Kunkle, A.J., 1997, 98
 Kunzi, Taylor, 2005

L

Ladner, Spencer, 2009, 10, 11
 Ladouceur, L.P., 2001, 03, 04
 La Fontaine, Chris, 1981
 Lagemann, Alex, 2009, 10
 Laird, Matt, 2008
 Laird, Patrick, 2014
 LaMothe, Steve, 1986
 Lance, Dane, 1983
 Lane, Charles D., 1917
 Lane, Davis W., 1913
 Lane, Eldred, 1929
 Lane, Travis P., 1919
 Lang, James, 1939
 Langford, James, 2014
 Lapite, Isaac, 2013
 Larson, Andrew, 2006, 07
 Larson, Paul, 1952, 53, 54
 Lasater, Fred, 1904
 Lasater, William, 1941
 Lasco, Daniel, 2012, 13, 14
 Lasher, Roland, 1958, 59, 60
 Laster, Wally, 1949, 50
 Latham, George H., 1919, 20, 21
 Lathrop, Larry, 1964, 65, 66
 Latimer, Norv, 1945
 Laven, Rick, 1966, 67
 Laveroni, Bill, 1967, 68, 69
 Lawler, Kenny, 2013, 14
 Lawrence, Steve, 1972, 73
 Lawson, Dave, 1972
 Lawyer, Kem, 1972
 Leathers, Fred, 1972, 73
 LeBeouf, Dave, 1974, 75, 76
 Lee, Adrian, 2011, 12, 13
 Lee, Dick, 1950, 51, 52
 Leffler, Duke, 1976, 77, 78
 Leiba, Ned, 1971
 Leidholt, Jack, 1940, 41
 Leininger, Cole, 2012, 13, 14
 Leipzig, Jerome, 1939
 Lemmon, Dick, 1949, 50, 51
 Leonard, Skip, 1970
 Lerond, Jack, 1944, 45
 Levy, Steve, 2004, 05, 06
 Lewis, David, 1979, 80, 82, 83
 Lewis, John, 1939
 Lewis, Stuart, 1939, 40, 41
 Lieb, Harry, 1940
 Lilly, Steve, 1995
 Lindgren, Axel Fred, Jr., 1930
 Lindsey, Andre, 1982, 83, 85
 Lindsey, Yancy, 1983, 84
 Lippma, Frederick, 1898
 Little, Chris, 2009
 Liversedge, Harry B., 1914, 16
 Loberg, Greg, 1980, 81, 82, 83
 Lockhart, Robert R., 1913, 14, 15

Lofton, Syd, 1975, 76
 Logan, Alex, 2010, 11, 12
 Loggins, Matt, 1994, 95, 96
 Lom, Benjamin A., 1927, 28, 29
 Long, Mark, 1983, 84
 Long, Ralph, 1942
 Longshore, Nate, 2005, 06, 07, 08
 Longwell, Ryan, 1993, 94, 95, 96
 Lonie, David, 2004, 05
 Lonon, Don, 1996, 97
 Lopa, Puka, 2012, 13, 14
 Loper, John C., 1945
 Lorenz, Jim, 1956
 Lossie, Robert, 1945
 Lotter, Will, 1948
 Lowe, Michael, 2011, 12, 13, 14
 Lowell, Larry, 1961, 63
 Lozica, Michael, 1980, 82
 Lozica, Nick, 1980
 Lucas, Tim, 1980, 81, 82
 Luckhurst, Mick, 1979, 80
 Ludlow, Robert H., 1896, 97
 Ludwig, Brandon, 1998, 99, 2000, 01
 Lundgren, Gerald, 1958, 59, 60
 Lundy, Lamar, 1977, 78
 Lupoi, Tosh, 2001, 02, 03, 05
 Lutes, Gerald, 1939
 Lutes, Tom, 1962
 Lutz, Lawrence, 1933, 34, 35
 Lyman, Chase, 2000, 01, 03, 04
 Lynch, Ben, 1992, 93, 94, 95
 Lynch, Frank, 1965, 66
 Lynch, Marshawn, 2004, 05, 06

-M-

Ma'afala, Abu, 2005, 06
 MacAdam, Don, 1960
 MacDonald, Bruce, 1962, 63
 Machado, Steve, 1984
 Mack, Alex, 2005, 06, 07, 08
 Mackie, Chris, 1973, 74
 Madigan, Richard, 1943
 Madison, Marshall P., 1916
 Madison, Ulysses, 1979, 80
 Madueño, Brandon, 2013
 Maehl, Steve, 1975, 76
 Maggard, Dave, 1959
 Maguire, Alfred L., 1916
 Maguire, Hugh, 1955
 Maguire, Leo Joseph, Jr., 1918
 Mahlum, Eric, 1991, 92, 93
 Main, Timothy, 1946, 47
 Main, William, 1946, 47, 48
 Maiorana, Vince, 1951, 52
 Mais, Bill, 1951, 52
 Mais, Dan, 1991, 93
 Majors, Olin C., 1918, 20
 Makonnen, Jonathan, 2002, 04
 Malele, Matthew, 2004, 05, 06, 07
 Malele, Noris, 2005, 06, 07, 08
 Malili, Brent, 1995, 96
 Mallory, Milo, 1931
 Manderino, Chris, 2002, 03, 04, 05
 Maningo, Joe, 2003, 04

Manley, Marcus, 2014
 Manning, Marlon, 1993, 94
 Manning, Tim, 1991, 92, 93, 94
 Mansion, Brock, 2008, 09, 10, 11
 Manuel, Mike, 2011, 12
 Marcus, Irving H., 1927
 Marinos, Jim, 1950
 Marks, Don, 1952, 53
 Markwart, Earl H., 1910
 Markwart, Irving G., 1908, 09, 10
 Marshall, Dupre, 1977, 78, 79, 80
 Martin, Harley, 1956, 57
 Martin, Tevis, 1952, 53
 Martucci, Chares, 1952, 54
 Martyr, Paul, 1967, 68, 69
 Marzett, Damian, 1998, 99
 Mason, Jon, 1961
 Mason, Paul, 1983, 84
 Mason, Tom, 1940, 41, 42
 Mathewson, Morley, 1938, 39, 40
 Mattarocci, Frank, 1956
 Mattox, Brudy, 1995, 96
 Mayer, Mathias, 1897
 Mayfield, Duane, 1966, 67
 Maynard, Zach, 2011, 12
 Mazik, Ron, 1962, 63
 Mazzucco, Tom, 1981
 Mbakogu, Phillip, 2004, 05
 McAllister, Ken, 1976, 77
 McArthur, Geoff, 2000, 02, 03, 04
 McArthur, Robert, 1931, 32
 McAteer, Eugene, 1934, 36
 McCaffrey, Mike, 1966, 67, 68
 McCain, Chris, 2011, 12
 McCallister, Tate, 1995, 96, 97, 98
 McCarthy, Dan, 1942
 McCarty, Terence, 1986
 McClanahan, Mel, 1984, 85, 86
 McCleskey, Donnie, 2002, 03, 04, 05
 McClure, Stefan, 2011, 13, 14
 McCormick, James, 1932, 33
 McCoy, Paul J., 1919
 McCray, Broderick, 1979
 McCulloch, Frank D., 1917
 McCurdy, Taggart, 2003, 04
 McCutcheon, William, 1930
 McDaniels, James, 1937, 38, 39
 McDermott, M.C., 1897
 McDonald, Pat, 1984, 85, 86
 McDougald, Rance, 1982, 83, 84
 McElderry, Stu, 1985, 86, 87, 88
 McGaffie, John, 1967, 68
 McGhee, Brian, 1986, 88, 89
 McGillis, Mike, 1972
 McGlinchey, Mike, 1989
 McGonigal, Kerry, 1992, 93, 94, 95
 McGovern, Bryce, 2011, 12, 13, 14
 McGrath, Michael, 2001, 02, 03, 04
 McIntyre, Eric, 1978, 79
 McIntyre, Shea, 2007, 08
 McIsaac, Hugh, 1896
 McKim, Joseph L., 1912, 13, 14
 McLaughlin, Hollis G., Jr., 1944
 McLaughlin, John, 1997, 98
 McLean, Norm, 1959, 60, 61

ALL-TIME LETTERWINNERS (continued)

McMahon, John, 1977
 McMahon, Rhett, 1911
 McMillan, Dan A., 1920, 21
 McNab, John B., 1899
 McNutt, William F., Jr., 1896
 McQuary, Jack, 1939, 40, 41
 McWilson, Marlon, 1994, 95, 96
 Mead, Harry R., 1904, 05
 Meadows, Jerome, 2009, 10
 Meade, Ken, 1958-59
 Mebane, Brandon, 2003, 04, 05, 06
 Medanich, Frank, 1929, 30, 31
 Medaris, John, 1970
 Meek, Dave, 1932, 33, 34
 Meek, John, 1935, 36, 37
 Meers, Mike, 1967, 68, 69
 Mehan, Tim, 1975
 Mekari, Tony, 2014
 Mell, Charles N., 1923, 25
 Mell, Lowell W., 1924
 Melville, Dan, 1977, 78
 Meredith, Bob, 1976, 77
 Mering, Pete, 1950, 51
 Merlo, Fred, 1971
 Merlo, Joe, 1941, 42
 Merz, Aaron, 2002, 03, 04, 05
 Meserve, Keith, 1951, 52, 54
 Meshak, Tom, 1961
 Messner, Russell, 1941, 42
 Metoyer, Mike, 1983, 84
 Meyer, Herb, 1944
 Meyers, Walter, 1945
 Meyersieck, Jim, 1976, 77
 Micco, Pat, 1972, 74, 75
 Michael, John, 1956, 57, 58
 Michelsen, Ed, 1952
 Miksits, John, 1950, 51
 Miles, Darrell, 1993, 94
 Miller, Anthony, 2008, 09, 10, 11
 Miller, Don, 1974
 Miller, Keith, 1998, 99
 Miller, Otis A., 1925, 26
 Miller, Rich, 1977, 78
 Miller, Robert E., 1912
 Miller, Ron, 1966, 67, 68
 Miller, Roswell, 1915
 Miller, Tim, 1977
 Minahen, Bob, 1948, 49, 50
 Minahen, Timothy, 1946, 47, 48
 Minamide, Ron, 1965
 Mini, Elvezio, 1901, 02, 03
 Mitchell, Don, 1955
 Mixco, Edgardo, 1979, 80
 Mixon, Tim, 2003, 04, 05
 Moala, Viliami, 2011, 12, 13
 Moeller, Kenneth, 1933, 34
 Moen, Kevin, 1979, 80, 81, 82
 Moffett, Ron, 1977, 78
 Mogni, Dave, 1977, 78
 Mohamed, Mike, 2007, 08, 09, 10
 Mohn, Elden, 1945
 Momson, Chris M., 1916
 Monachino, James, 1948, 49, 50
 Monahan, Brad, 1991, 92
 Moncrease, Chris, 2009, 10, 11
 Montagne, William, 1947, 48, 49
 Montgomery, Carl, 1981, 1984

Montgomery, James, 2007
 Montgomery, Willis, 1914, 15, 16
 Moore, Jascha, 1992, 93
 Moore, Shawn, 1992, 93
 Moore, Steven, 2013, 14
 Moore, Tyrone, 1985, 87
 More, John F., 1898, 1901, 02, 03
 Morey, Charles, 1934
 Morrah, Cameron, 2006, 07, 08
 Morris, Howard, 1932, 33
 Morris, Laird M., 1909, 10, 11, 12
 Morrison, Jesse B. (Duke), 1920, 21, 22
 Morse, Clinton R., 1896
 Morton, Craig, 1962, 63, 64
 Moser, Mark, 1985
 Mosher, Jerry, 1963, 64, 65
 Moskowite, George, 1979, 80
 Mosley, Dan, 1979, 80, 82
 Moulton, Ken, 1963, 64, 65
 Moye, Jeff, 1975, 76
 Moye, Justin, 2005, 06, 07
 Moyle, Mike, 1972
 Muehlberger, Roy, 1949
 Muga, Dave, 1961
 Muhammad, Khalfani, 2013, 14
 Muhammad, Saleem, 1998, 99, 2000
 Muir, James, 1944, 46, 47
 Muller, Harold P., 1920, 21, 22
 Mullins, Robert, 2008, 10, 11, 12
 Muncie, Chuck, 1973, 74, 75
 Munn, Greg, 1973, 74
 Munroe, Richard, 1973
 Murphy, Chris, 2000, 01, 02, 03
 Murphy, Jonathan, 2003, 04, 05
 Murphy, Stan, 1969, 70

N

Nady, Scott, 1992, 93
 Najarian, George, 1952, 53, 54
 Najarian, John, 1945, 47, 48
 Najarian, Paul, 1979, 80, 82, 83
 Nartey, Kofi, 1994, 95, 96, 97
 Nelms, Joe, 1986, 87, 88
 Nelson, Alan, 1961, 62
 Nelson, Gill, 1952
 Nelson, Lyle, 1949
 Neuhaus, John A., 1915
 Neuhaus, Robert, 1930
 Newberry, Dave, 1976
 Newberry, Jeremy, 1995, 96, 97
 Newell, Pat, 1957, 58, 59
 Newman, Sterling R., 1927, 28
 Newmeyer, Donald, 1923
 Newton, Tom, 1975, 76
 Nichelmann, Will O., 1925
 Nicholas, Rey, 1986, 87
 Nicholau, George E., 1942
 Nichols, Donald P., 1921, 22, 23
 Nickerson, Hardy, 1983, 84, 85, 86
 Nickerson, Hardy, 2013, 14
 Nicolson, Murdo, 1955
 Nightingale, Chad, 1988, 89
 Nisbet, Archie, 1920, 21, 22

Niswander, Roy F., 1926
 Niuaiuku, George, 1981, 82, 83
 Nixon, Matt, 1999, 2000, 01, 02
 Nnabuife, Bryant, 2008, 09, 10
 Noble, Don, 1983, 84, 85, 86
 Noble, Ray, 1983, 84
 Nobles, Donald, 1985, 86, 87
 Nonhof, Randy, 1993, 94
 Noonan, Chris, 1988, 91, 92
 Nordstrom, Raymond, 1934, 35, 36
 Northcraft, James F., 1909
 Norris, Hal, 1951, 52, 53, 54
 Norton, Robert B., 1927, 28, 29
 Norwood, Jim, 1963
 Nourse, William, 1943
 Nwangwu, Daniel, 1999, 2000, 01, 02

O

O'Brien, Mike, 1976, 77
 O'Brien, Walter M., 1922
 O'Callaghan, Ryan, 2002, 03, 04, 05
 Odom, DeWayne, 1987, 88, 89, 90
 O'Donnell, Mike, 1984, 85
 O'Dorisio, Kevin, 1972, 73
 Ogden, Brenton R., 1951
 O'Hare, Dean, 1951
 Okafor, Christian, 2013
 O'Keith, Marcus, 2003, 04, 05, 06
 Olguin, Hank, 1958
 Oliver, Bob, 1953, 54, 55
 Oliver, Bryan, 1985
 Oliver, Marcus, 1997, 98, 99
 Oliver, Steve, 1972, 73, 74
 Oliver, Travis, 1986, 87, 88, 89
 Olivia, Joe, 1954, 56
 Olson, Pete, 1961
 Olszewski, John, 1950, 51, 52
 O'Neal, Deltha, 1996, 97, 98, 99
 Orlich, Jeff, 1973, 74
 Orr, Mark, 1996, 97, 98
 Ortega, David, 1986, 87, 88, 89
 Ortlieb, Craig, 1943
 O'Steen, Dwayne, 1973, 74
 O'Toole, Lawrence S., 1905
 Overall, Orval F., 1900, 01, 02, 03
 Overton, Scott, 1973
 Owusu, Ernest, 2008, 09, 10, 11

P

Paga, Shaun, 1997, 2000
 Palamountain, Greg, 1963, 65
 Palmer, David, 1978, 79, 80, 81
 Palmer, Jeff, 1963, 64, 65
 Papais, Louis, 1947, 48
 Papini, John, 1960
 Pappa, John, 1949, 50, 51
 Parker, Drake, 1994, 95, 96, 97
 Parker, Jeremiah, 1996, 97, 98, 99
 Parkinson, Stan, 1960, 61
 Parks, Ted, 1965
 Parque, Larry, 1958, 59
 Parrish, Doug, 1988, 89
 Parson, Monte, 2002, 03

Partee, Ben, 1974
 Pascoe, Robert, 1930, 31, 32
 Patterson, Craig, 1981, 83
 Patton, Billy, 1958, 59, 60
 Pauley, Charles W., 1908, 10, 11
 Pavlow, Fred, 1944
 Pawlawski, Mike, 1988, 89, 90, 91
 Paxton, Marshall W., 1917
 Payne, Kendrick, 2009, 10, 11, 12
 Pearce, Gerald G., 1924
 Pearson, Harold, 1998, 99, 2000
 Peart, Stirling, 1909, 10, 11, 12, 13
 Peele, Robert, 2006, 07
 Peery, Ryan, 1990, 91
 Pelonis, George, 1951
 Penafior, Manuel, 1960, 61
 Penhall, Dave, 1969, 70
 Penton, John, Jr. 1993, 94, 95
 Peoples, Wendell, 1985, 86
 Perkins, Randall, 2001
 Perrin, Paul V., 1925
 Perrin, Toni, 1958
 Perry, Cliff, 1939
 Perry, Donald C., 1923
 Perry, Gerald, 1952
 Pessler, Daryl, 1989, 91
 Peters, Greg, 1974, 75, 76
 Peters, Matt, 1998
 Peterson, Howard, 1944, 45
 Peterson, John, 1951
 Pettway, Ken, 1984, 85
 Philip, Marvin, 2000, 03, 04, 05
 Phillips, Don, 1953
 Phillips, Irvine L., 1926, 27, 28
 Phillips, Jim, 1962, 63, 65
 Phillips, John, 1968, 69
 Phleger, Carl A., 1908, 10, 11
 Phleger, Herman H., 1910, 11
 Piatt, Griffin, 2014
 Pickett, Gene, 1940, 41, 42
 Pieper, Harry, 1942, 46, 47
 Pierovich, George, 1959, 60, 61
 Pierre, Bruce, 1997, 98
 Piestrup, Don, 1956, 58, 59
 Piestrup, Mel, 1961
 Piller, Lloyd, 1932
 Pillsbury, Dave, 1982, 83, 84
 Pimentel, Mickey, 2005, 06
 Pinson, Jim, 1962, 63, 64
 Pipersburg, Phillip, 1997, 98, 99, 2000
 Pitta, Dennis, 1967, 68
 Pitto, Louis, 1928, 29
 Pittore, Jess, 1961
 Plasch, William, 1937, 38, 39
 Pleis, Matt, 1977
 Plummer, Gary, 1981, 82
 Plunkett, W.T., 1896
 Poddig, Herbert, 1946, 47, 48
 Poe, Keith, 1981, 83, 84, 85
 Pollack, Milton, 1936, 37
 Pollock, Morris, 1936, 37
 Pompa, Tim, 1999, 2000
 Poppin, Nick, 1954, 55
 Portee, Tyrone, 1979, 80, 81
 Porter, Michael, 2003

ALL-TIME LETTERWINNERS (continued)

Porto, Frank, 1942
 Potter, Sheldon, 1930
 Povia, Brandon, 2002, 03
 Powe, Darius, 2012, 13, 14
 Powell, Jemeel, 1999, 2000, 01, 02
 Powell, Robert, 1944, 45
 Powell, William, 1951, 52
 Powers, Todd, 1985, 86, 87, 88
 Pratt, Randy, 1983
 Premo, George W., 1901
 Pressley, Legro, 1918
 Pressley, Norman, 1948, 49
 Preuitt, Justin, 2009
 Price, Jarred, 2009, 10
 Price, Tyrone, 1962
 Prindiville, Terry, 1956
 Pringle, Charles A., 1897, 98, 99, 1900
 Purnell, Rick, 1976, 77
 Purnell, Rob, 1970, 71
 Purtz, Chris, 2005
 Pyle, Bob, 1972, 73

Q

Queen, David, 1938, 40
 Quisling, Milo, 1932, 33
 Quist, George, 1943

R

Radich, Steve, 1963, 64, 65
 Ralston, John, 1950
 Ramseier, Rager, 1955, 56, 57
 Randolph, Anthony, 1989, 90, 91
 Ransome, Arthur W., 1896
 Ransome, Clark, 1861
 Ransome, John, 1931, 32, 33
 Rasmussen, George, 1943
 Rau, Walter F., Jr., 1923, 24, 25
 Raulston, Brad, 1990
 Rawn, Walter, 1941
 Ray, Thomas, 1938
 Redmond, Castle, 1988, 89, 90
 Reece, Steve, 1969, 70
 Reed, C. W., Jr., 1898
 Reed, Chuck, 1967
 Reed, Delroy, 1979
 Reed, James, 1975, 76
 Reed, Mike, 1983, 84
 Reedy, Mountford, 1933, 34
 Reginato, Angelo, 1938
 Reinhard, Robert, 1939, 40, 41
 Reinhard, William, 1941, 46
 Reis, Larry, 1966, 67, 68
 Reist, Lloyd, 1965, 66, 67
 Relles, George, 1932, 33
 Relles, Tom, 1963, 64, 65
 Remington, Brian, 1990, 91, 92, 93
 Renouf, Clement A., 1907
 Rhodes, Andre, 1994, 95, 96, 97
 Rice, Leland, 1928, 29
 Richards, Bob, 1968, 69, 70
 Richards, Chris, 1986, 87, 88
 Richards, James, 1989, 90
 Richardson, Darrell H., 1917

Richardson, Rich, 1994, 95
 Richardson, Stanley M., 1905
 Richter, Les, 1949, 50, 51
 Ricks, Greg, 1975, 76
 Riddle, Ryan, 2003, 04
 Riegels, Roy, 1927, 28, 29
 Riesenber, Doug, 1983, 84, 85, 86
 Rigsich, Serge, 1977
 Rigsbee, Jordan, 2012, 13, 14
 Rigsbee, Tyler, 2010, 11, 12
 Riley, Kevin, 2007, 08, 09, 10
 Rios, Matt, 2009, 10, 11
 Risley, Thomas E., 1905
 Rivera, Ron, 1980, 81, 82, 83
 Rivera, Steve, 1973, 74, 75
 Rix, Leland, 1985, 86
 Roberson, Winfred, 1985, 86, 87
 Roberts, Cliff, 2000, 01, 03
 Roberts, Darrell, 1956, 57
 Roberts, Frank, 1945
 Roberts, George, 1995, 96, 97
 Robertson, Erik, 2004, 05, 06
 Robertson, Reggie, 2001, 02, 03, 04
 Robison, Don, 1949, 50, 51
 Rochlin, Dave, 1984
 Rochlin, Steve, 1983
 Rockett, Matt, 2014
 Rodger, Tom, 1957
 Rodgers, Aaron, 2003, 04
 Rodgers, Richard, 1980, 81, 82, 83
 Rodgers, Richard, 2011, 12, 13
 Rogers, Bob, 1970, 71
 Rogers, Ernie, 1987, 1989, 90
 Rojas, Frank, 1944
 Romero, John, 1997, 98, 99
 Rose, Joe, 1977, 78, 79
 Roseman, Scott, 1989, 90, 91, 92
 Ross, Jeremy, 2008, 09, 10
 Ross, Kelvin, 1985, 86, 87, 88
 Rosso, Ray, 1938, 39
 Roth, Joe, 1975, 76
 Rottke, Curtis, 1944
 Rowe, Andrew C., 1917, 19
 Roycroft, Glen, 1976
 Rozier, Bob, 1977, 78
 Rubenzer, Luke, 2014
 Rusev, John, 1963, 64
 Rusinek, Mike, 1983, 84
 Russell, William, 1913, 14, 15, 16
 Russi, Matt, 2006, 07, 08
 Rust, John, 2003, 04, 05
 Rutherford, Reynard, 1992, 93, 94, 95
 Ryan, Dan, 1967, 68

S

Sabichi, George C., 1903
 Saffold, Terry, 1977
 Sagapolu, Onesemo (Sam), 1991, 92
 Salem, Harvey, 1979, 80, 81, 82
 Salisbury, John, 1965, 67, 68
 Sally, Frank, 1957, 58, 59
 Sanders, Ray, 1989, 90, 91
 Sanguinetti, Don, 1979

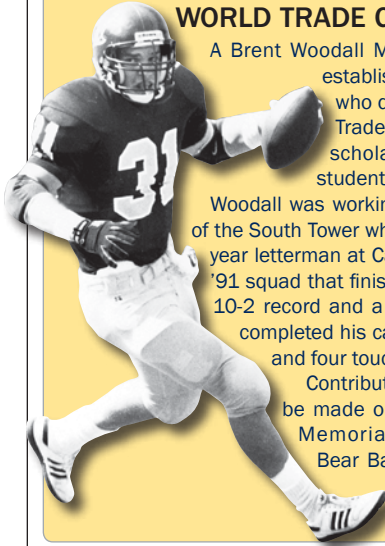
Santos, Rick, 1986, 87
 Sanyika, Sekou, 1996, 97, 98, 99
 Sargent, John E., 1924, 25, 26
 Sargent, Kevin, 1984
 Sarver, Charles, 1948, 49
 Sasaki, Kenji, 1961
 Satchell, Charles, 2009
 Sauer, Ralph, 1937, 38, 39
 Saunders, Ward B., 1913, 14, 15
 Sawin, Steve, 1968, 69, 70
 Sayer, Tom, 1983
 Scarlett, Brennan, 2011, 12, 14
 Scarlett, Richard, 1929
 Scattini, Anthony, 1987
 Scattini, Jerry, 1959, 60, 61
 Schabarum, Pete, 1948, 49, 50
 Schaeffer, James G., 1906, 07
 Schaldach, Henry, 1930, 31, 32
 Schell, Mike, 1968
 Schellenberg, Bob, 1988, 89
 Schlichting, Fred, 1929
 Schmalenberger, Herb, 1948, 49
 Schmidt, Charles, 1928
 Schmidt, John, 1964, 65, 66
 Schmidt, Randy, 1972, 73
 Schneider, Tom, 2004, 05, 06, 07
 Schraub, Jack, 1963, 64
 Schueller, Jeff, 1984
 Schultz, Eric, 1948, 49
 Schultz, Steve, 1967, 68, 69
 Schurr, Werner A., 1921
 Schutte, Bryan, 2006
 Schwartz, Mitchell, 2008, 09, 10, 11
 Schwartz, Perry, 1935, 36, 37
 Schwartz, Richard, 2003
 Schwarz, Bert F., 1926, 27, 28, 29
 Schwenke, Brian, 2009, 10, 11, 12
 Schwocho, Kenneth L., 1953, 54
 Scott, Dennis, 1938
 Scott, Gerald L., 1949
 Scott, Myron, 1993
 Scott, Will, 2002
 Seaver, Donald, 1942, 46, 47
 Seawright, David, 2008, 09
 Sebahar, Ron, 1985, 86, 87
 Sebastian, Avery, 2011, 12, 14
 Segale, Andy, 1958, 59, 61
 Segura, J.P., 1999, 2000
 Seifert, Ted, 1972, 73
 Selfridge, James R., 1897
 Semien, Damien, 1990, 91, 92, 93
 Semmens, Paul, 1937, 39
 Senior, Walt, 1955
 Seppi, Dave, 1968, 69, 70
 Sergeant, Lou, 1985, 86, 87
 Serwanga, Kato, 1996, 97
 Setoga, Setoga, 1973
 Sevy, Jeff, 1972, 73
 Sewell, Edward G., 1918
 Shaeffer, Nick, 2001
 Sharp, Jason, 1995
 Sharp, Leroy B., 1914, 15, 16
 Shaughnessy, Mike, 1972, 73
 Shaw, Bobby, 1994, 95, 96, 97
 Shaw, Dave C., 1977, 78
 Shaw, David S., 1977, 78

Sheeman, Edward J., 1901, 02
 Sheperdson, John, 2011, 12, 13, 14
 Sheridan, Jim, 1966, 68, 69
 Sheridan, Kursten, 1994, 95, 96, 97
 Sherman, Marc, 1981
 Sherman, Robert P., 1901, 02
 Sherwood, Jon, 1985, 86, 87, 88
 Shields, Brian, 1994, 95, 96, 97
 Shore, Nathan, 1946, 47
 Shotwell, Steve, 1980, 81, 82, 83
 Shwayder, David, 1945
 Simmons, Cliff, 1966
 Simms, Rusty, 1982, 84
 Simpson, Frank W., 1896, 97
 Sims, Fred, 1993, 94
 Sinclair, Dan, 1965, 66
 Sitta, Pete, 1975, 76
 Skaugstad, Daryle, 1975, 78, 79
 Skinner, Edward A., 1917
 Skinner, Horace R., 1913
 Slater, Sid, 2001, 02, 03, 04
 Slauson, Sal, 1957
 Slevin, Dan, 1986, 87, 88, 89
 Slocum, Tracy, 2008
 Smidt, Joe, 1956
 Smiland, Bob, 1976, 77
 Smith, Blaise, 1984, 85
 Smith, Bobby, 1965, 66, 67
 Smith, Byron, 1981, 82, 83
 Smith, Corey, 1998, 99, 2000
 Smith, Don, 1997, 98
 Smith, Donn, 1955
 Smith, G. V., 1896
 Smith, George, 1934
 Smith, Harrison, 2002, 03, 04, 05
 Smith, Holden, 1976, 78, 80
 Smith, Jack, 1937, 38, 39
 Smith, James, 2000, 01
 Smith, Jason, 2000
 Smith, Jerry D., 1972
 Smith, John H., 1914, 15
 Smith, Joseph, 1931
 Smith, Louis, 1937, 38, 39
 Smith, Marquis, 1995, 96, 97, 98
 Smith, Michael, 1986, 87, 88, 89
 Smith, Mortimer, Jr., 1942
 Smith, Noah, 2004, 05
 Smith, Robert, 1972, 74, 75
 Smith, Scott, 1982, 83, 84
 Smith, Scott, 2004, 05, 06
 Smith, Tad, 2007, 08, 09
 Smith, Tarik, 1993, 95, 96, 97
 Smith, Tim, 1942
 Smith, Tim, 1980, 81, 82
 Smith, Tony, 1986, 87, 88, 89
 Smith, Vern, 1975, 76
 Smith, Warren W., 1898, 99, 1900
 Smith, Zach, 2007, 08
 Snedigar, Ollie F., 1901, 02, 03, 04
 Snell, Eric, 2005
 Snow, Jeff, 1958, 60
 Sockolov, Ronald, 1946, 47
 Sofefe, Isi, 2009, 10, 11, 12
 Solari, Ray, 1949, 50
 Solinsky, Edward, 1937

ALL-TIME LETTERWINNERS (continued)

Solvin, Howard, 1957
 Sorenson, Bruce, 1979, 80
 Sorenson, Robert S., 1907, 08
 Souza, Alfred, 1936
 Souza, George, 1948, 49
 Souza, George, 1955
 Spalding, James E., 1923
 Sparks, Henry, 1935, 36, 37
 Sparks, Jarrett, 2009, 10
 Sparks, Michael, 2001
 Spears, Ricky, 1991, 92, 93, 94
 Sperry, Willard E., 1904, 05
 Spitz, Jeff, 1976, 77
 Sprague, Don, 1979, 80
 Sprott, Albert B., 1918, 19, 20
 Stachowski, Rich, 1979, 80, 81, 82
 Staffer, Theodore, 1938, 39, 40
 Stafford, Pete, 1981
 Stafford, Roger A., 1946
 Stafford, Steve, 1988, 90, 91, 92
 Stahlheber, Sam, 1991, 92
 Stallworth, Darryl, 1984, 85, 86, 87
 Stallworth, James, 1992, 93, 94, 95
 Stanek, Stan, 1972
 Stanger, Ryan, 1999, 2000, 01
 Stanton, Forrest Q., 1906
 Starr, Claude D., 1901
 Staskus, Kim, 1973, 74
 Stassi, Sam, 1961
 Stathakis, George, 1949
 Steele, Chuck, 1985, 86
 Stephens, Howard, 1920, 21
 Stephens, Mark, 1982, 83, 84, 85
 Stephens, Paul, 1966
 Steussie, Todd, 1990, 91, 92, 93
 Stevens, Craig, 2004, 05, 06, 07
 Stevens, Eric, 2009, 10, 11, 12
 Stewart, Charles, 1932, 33
 Stewart, Jimmy, 1979, 80, 81, 82
 Stewart, John, 1955, 56, 57
 Stewart, John A., 1918
 Stewart, Todd, 1993, 94, 95, 96
 Stewart, Wayne, 1966, 67, 68
 Stockton, Vard, 1935, 36, 37
 Stoll, William, 1936, 37, 38
 Stone, Bud, 1946
 Stone, James, 1937, 38
 Stone, Maike, 1966
 Stone, Ralph, 1930, 31
 Storer, Byron, 2003, 04, 05, 06
 Story, Ron, 1981, 82, 83, 84
 Stow, Edgar W., 1905, 06, 07
 Stow, S. M., 1900, 01, 02, 03
 Stowers, Bill, 1971
 Strang, Vincent, 2002, 03
 Streshley, Bill, 1958
 Stress, Skip, 1967
 Strickland, Howard, 1973, 74
 Stringer, Scott, 1971, 72
 Stroud, Alex, 2008
 Stroud, Benjamin, 1901, 02, 03, 04
 Stroud, John A., 1909, 10, 11, 12
 Stuart, Joe, 1943, 44, 45
 Stubblefield, Greg, 1979, 80

WOODALL SCHOLARSHIP CREATED FOLLOWING WORLD TRADE CENTER TRAGEDY



A Brent Woodall Memorial Scholarship Fund has been established to honor the former Cal tight end who died in the attacks on New York's World Trade Center on September 11, 2001. The scholarship will provide funding for future student-athletes to play Cal football.

Woodall was working as a stock trader on the 89th floor of the South Tower when the building was hit. He was a four-year letterman at Cal (1988-91) and a key member of the '91 squad that finished ranked No. 8 in the nation after a 10-2 record and a Citrus Bowl victory over Clemson. He completed his career with 55 receptions for 646 yards and four touchdowns.

Contributions to the Woodall Scholarship should be made out to the U.C. Regents/Brent Woodall Memorial Scholarship Fund and mailed to Bear Backers, University of California Athletic Department, 195 Haas Pavilion, Berkeley, CA 94720.

Stull, Roger, 1960, 61, 62
 Stump, Lawrence, 1941, 46
 Stumpf, Brian, 1997, 99
 Sugarman, Adam, 1999, 2000, 01
 Sullivan, John, 1980, 81, 82, 83
 Sullivan, Kevin, 1983, 84, 85, 86
 Sullivan, Michael, 1983, 84, 85, 86
 Summerfield, Sean, 1984
 Summers, Steve, 1978
 Summers-Gavin, Matt, 2009, 10, 11, 12
 Sundberg, Nick, 2005, 06, 07, 08
 Sundstrom, Walter, 1945
 Surgener, Brian, 1997, 98, 99, 2000
 Susoeff, Jack, 1945
 Sverchek, Tom, 2002, 03, 04
 Swafford, Derek, 2000, 01
 Swain, Steven L., 1968
 Swaner, Jack, 1946, 47, 48, 49
 Swanson, Daryl, 1977, 78
 Swanson, Eric, 1970, 71
 Swartz, Burton A., 1908, 10, 11
 Swartzbaugh, John, 1946
 Sweeney, Beau, 2009, 10
 Sweeney, Steve, 1970, 71, 72
 Swenson, Rob, 1972, 73, 74
 Swigart, Robert, 1941
 Swillis, Kevin, 1995, 96, 97, 98
 Swinney, Marcus, 1932, 33
 Swisher, Armand, 1940, 41
 Swoboda, Tom, 1999, 2000, 01, 02

T

Tabor, Scott, 1986, 87
 Tafisi, Nu'u, 2005, 06
 Tagalao, Faasamala, 1988, 89
 Tagalao, Freddie, 2012, 13
 Tago, Ray, 2003, 04
 Talley, Al, 1952, 53
 Tandy, Edward, 2013, 14
 Ta'ufu'ou, Will, 2005, 06, 07, 08
 Tavake, Johnny, 1993, 94, 95

Tavecchio, Giorgio, 2008, 09, 10, 11
 Taylor, Derek, 1985, 86, 87, 88
 Taylor, Troy, 1986, 87, 88, 89
 Tedford, Quinn, 2011
 Tenney, Conrad, 1933, 34, 35
 Teofilo, Chet, 2005, 07, 08, 09
 Tepper, Mike, 2006, 07, 09
 Tercero, Scott, 1999, 2000, 01, 02
 Thane, Bartlett L., 1897, 98
 Thatcher, Frank D., 1924
 Thomas, Greg, 1958
 Thomas, Perry, 1935, 36, 37
 Thompson, Brad, 1989, 90, 91, 92
 Thompson, Jesse, 1975, 76, 77
 Thompson, Syd'Quan, 2006, 07, 08, 09
 Thorell, Alvin, 1933, 34, 35
 Thornton, Ellis, 1929, 30
 Thrans, Neil, 1944, 46
 Thure, Brian, 1991, 92, 93, 94
 Tilden, Charles L., Jr., 1914
 Timmerman, Dolph, 1929, 30
 Tinkham, Frank, 1955
 Tipoti, Aaron, 2009, 10, 11, 12
 Todd, Tim, 1969, 70, 71
 Toews, Loren, 1971, 72
 Toler, Burl II, 1974, 75, 76, 77
 Toler, Burl III, 2001, 02, 03, 04
 Toles, Tyson, 1988, 89, 90
 Tollner, Ryan, 1997, 98
 Toney, Charles T., 1920, 21
 Tongilava, Aisea, 2014
 Toomey, Irving F. (Crip), 1920, 21
 Topham, Wellman H., 1924
 Torchio, J., 1980, 81, 82, 83
 Torchio, Lloyd, 1952, 53, 54
 Torgersen, Steve, 2003
 Tozer, Richard, 1931, 32
 Travis, Mack, 1989, 90, 91, 92
 Treggs, Brian, 1988, 89, 90, 91
 Treggs, Bryce, 2012, 13, 14
 Tremblay, Brian, 2001, 02, 03, 04
 Tronstein, Don, 1954, 55

Trowbridge, Josh, 1995, 96, 97, 98
 Truhitte, Robert, 2000
 Trumbo, Jack, 1960, 61
 Tuatagaloa, Natu, 1985, 86, 87, 88
 Tucker, Verran, 2008, 09
 Tuft, Morton M., 1896
 Tugbenyoh, Mawuko, 1996, 97, 98, 99
 Tuggle, John, 1979, 80, 81, 82
 Tuitama, Nofoaalii, 2000, 01
 Tuller, Walker K., 1907
 Tupy, Joe, 1982, 84, 85
 Turner, Bill, 1961, 62
 Turner, James, 1946, 47, 48, 49
 Turner, Pat, 1976, 77, 78, 79
 Turpin, Miles, 1982, 83, 84, 85
 Twitchell, Frederick M., 1906, 07, 08
 Tyndall, Bill, 2011, 12, 13
 Tyndall, John, 2008, 09, 10, 11

U

Ugenti, Paul, 1999, 2000, 01, 02
 Uperesa, Kevin, 1977, 78
 Upshaw, Regan, 1993, 94, 95
 Urrea, Dave, 1962 63
 Uteritz, Irvine, Jr., 1945
 Uwaezuoke, Iheanyi, 1992, 93, 94, 95

V

Valianos, Leon, 1930, 31, 32
 Vallejo, Edward, 1936
 Vallotton, Bill, 1955, 56
 Van Deren, Frank, 1947, 48
 VanderLeest, Wayne, 1978
 Vander Meer, Ron, 1972, 74
 Van Heuit, Carl, 1949, 50
 Van Hoesen, Greg, 2004, 05, 06, 07
 Van Horn, Eugene E., 1928
 Van Meter, Bryan, 2005, 06
 Vartan, Brent, 1995, 96, 97
 Vaughn, Darryl, 1990
 Vaughn, Ron, 1961, 62
 Vedder, Justin, 1997, 98
 Vera, Marc, 1994, 95, 96, 97
 Verducci, Joseph, 1932, 33
 Vereen, Shane, 2008, 09, 10
 Vessey, Ned, 1975, 76
 Vidmar, Bruce, 1988, 89
 Vincent, Brian, 1979
 Vincent, Mike, 1971
 Volker, Ray, 1971, 72
 Von der Mehden, Paul, 1974, 75

W

Waasdorp, Jacob, 1997, 98, 99, 2000
 Wagner, Dick, 1968, 69, 70
 Wainwright, Arthur, 2014
 Walgenbach, Brian, 1982, 83, 84, 85
 Walker, Andrew, 1983, 84
 Walker, Cameron, 2013, 14

ALL-TIME LETTERWINNERS (continued)

Walker, Franklin, 1934
 Walker, Langston, 1998, 99, 2000, 01
 Walker, Wesley, 1973, 74, 75, 76
 Wallace, Anthony, 1989, 90
 Walsh, Eddie, 1980, 81, 82, 83
 Walsh, Jeff, 1981
 Walsh, Michael, 1985
 Walter, Jerry, 1962, 64
 Walthall, John M., 1896
 Ward, LaShaun, 1999, 2000, 01, 02
 Ward, Roy, 1949, 50
 Wardlaw, Joe, 1950
 Warhurst, Blane, 1972, 73, 74
 Wark, Jacob, 2011, 12, 13
 Warner, Bob, 1975, 76
 Washington, Anthony, 1977, 78
 Washington, Leon, 1975, 76
 Washington, Timmy, 1978
 Waterbury, Edward, 1931
 Watkins, Brian, 1990, 91
 Watkins, Craig, 1976, 77, 78
 Watkins, George, 1930, 31
 Watson, Robert B., 1918
 Watson, Tre, 2014
 Watts, Bert, 2000, 01, 02
 Watts, David, 1998, 99, 2000
 Watts, Edward L., 1908, 09, 11
 Webb, Greg, 1993, 94
 Weber, Fred, 1972, 73
 Webster, Percy E., 1908
 Webster, Staten, 1948
 Wedemeyer, Kale, 1989
 Weeks, Robert, 1943
 Weeth, Waldo W., 1928
 Weil, Richard, S., 1962
 Weingarten, Bob, 1973
 Weiss, Ivan, 1973, 74
 Welbourn, John, 1995, 96, 97, 98
 Welch, Bert, 1934
 Welch, Edward, 1945, 46
 Wells, Carlton G., 1916, 17, 18, 19
 Wells, D'Andre, 1986, 87, 88
 Wendt, Mark, 1971, 72, 73
 Wenstrom, Marlin, 1984, 85
 Wersching, Randy, 1969, 70
 Wersching, Ray, 1971, 72
 West, Francis S., 1923
 West, Harry, 1951
 West, William D., 1917
 Westbrook, Tony, 1993
 Westerfield, Noah, 2014
 Westerfield, Otto F., 1900
 Westerman, Chris, 1988, 89, 90
 Westfall, Andy, 1969
 Westfall, Kevin, 1973
 Wetherell, Dan, 1979, 80, 81
 Whalen, Glenn, 1938, 39, 41
 Wheatcroft, Ron, 1955, 56, 57
 Wheeler, Charles, 1937
 Wheeler, Charles S., Jr., 1910
 Wheeler, Len, 1943
 Whipple, James, 1896, 97, 98, 99, 1901, 02, 03
 White, Brian, 1999, 2000
 White, Darius, 2014

White, Ed, 1966, 67, 68
 White, Edwin D., 1904
 White, Gordon H., 1924
 White, Henry K., 1917
 White, Joshua, 1997, 98, 99
 White, Mike, 1955, 56, 57
 White, O. Z., 1969, 70, 71
 White, Russell, 1990, 91, 92
 White, Sherman, 1969, 70, 71
 White, Steve, 1982, 83
 White, Terry, 1981
 Whitehurst, Drake, 2013, 14
 Whitener, Chad, 2013
 Whiteside, Cecil, 2011
 Whiteside, Majett, 1985, 86, 87, 88
 Whiting, Brandon, 1994, 95, 96, 97
 Whitman, Julian C., 1905, 06
 Whyte, Charles J., 1931
 Whyte, Don, 1953
 Wiedemann, Ken, 1967, 68, 69
 Wilborn, Jason, 1988, 89, 90, 91
 Wilcox, Don, 1968
 Wilder, Francis A., 1898
 Wiley, Peron, 2001, 03
 Wiley, Terry, 1980, 82
 Wilfley, Harrison, 2012, 14
 Wilhelm, Robert, 1937, 38, 39
 Wilkerson, David, 2011
 Wilkes, Dwayne, 1978
 Willard, Jerrott, 1991, 92, 93, 94
 Willi, Charles W., 1925
 Williams, Arleigh, 1932, 33, 34
 Williams, Charles, 1933
 Williams, Clemont, 1979, 81, 82, 83
 Williams, Dick, 1963, 64, 65
 Williams, Duane, 1975, 76
 Williams, Fred, 1979, 80, 81, 82
 Williams, Garey, 1982, 84, 85
 Williams, John, 1977, 78
 Williams, Justin, 1995
 Williams, Matt, 2012
 Williams, Paul, 1967, 68
 Williams, Sam, 1951, 52, 54
 Williams, Sam, 1973
 Williams, Steve, 2010, 11, 12
 Williams, Terrell, 2001, 02, 04, 05
 Williams, Worrell, 2005, 06, 07, 08
 Williams, Yauger, 1995, 96, 97, 99
 Willis, Brandon, 1994, 96, 97
 Wills, Bob, 1959, 60, 61
 Willis, Joel, 2012, 13
 Willsey, Ray, 1951, 52
 Wilson, David, 1988, 89, 90, 91
 Wilson, John, 1953, 54, 55
 Wilson, Leo K., 1918, 19
 Wilson, Mark, 2000, 01, 02, 03
 Wilson, Theodore, 1937, 38
 Winkler, George H., 1896
 Winterbottom, Raymond, 1936, 38
 Winton, Keith, 1943
 Witter, Jean, 1941
 Witter, John I., 1923
 Witter, William, 1946
 Wolf, Oscar, 1898
 Wolfe, Terry, 1962
 Wolleck, Tim, 1997, 98
 Womble, Lloyd, 1898, 99, 1900, 01

Woodall, Brent, 1988, 89, 90, 91
 Woodard, Greg, 1979
 Woods, Jerry, 1966, 67, 68
 Worstell, Patrick, 2014
 Wright, Cliff, 1953
 Wright, Darell, 1978
 Wright, Tyran, 1979, 80, 81

Y

Yamamoto, Greg, 2005
 Yarnway, Dasarte, 2010, 11, 12
 Yauman, Charles, 1976
 Yerman, Jack, 1957, 58
 Yon, Hugo, 1994
 Youdall, Peter, 1939
 Young, Charlie, 1977, 78
 Young, Eddie, 2007, 08
 Young, Joel, 1997, 98, 99
 Young, John A., 1924, 25
 Young, Ray, 1955
 Young, Robert W., 1930
 Young, Sean, 2004, 05, 06, 08
 Young, Travon, 1993
 Youngblood, Raymond, 1969, 70, 71
 Youngblood, Sylvester, 1972, 73
 Yun, Patrick, 1994, 95, 96

Z

Zacharias, Henry, 1940, 41
 Zahler, Derek, 2000
 Zawatson, Dave, 1984, 86, 87, 88
 Zenker, Ron, 1983, 84, 85
 Zenovich, Duke, 1948
 Zomalt, Eric, 1990, 91, 92, 93
 Zomalt, Greg, 1989, 90, 91, 92

HALL OF FAMERS

The Cal Athletic Hall of Fame, which is located near the Kabam Field at California Memorial Stadium Field Club, honors the greatest Golden Bears in school history. Founded in 1986, the Hall features 256 individuals and six rowing teams. The following pages highlight the careers of all 76 Cal football players who are members of the Cal Athletic Hall of Fame.

TED ALBRECHT (Inducted 2000)

A standout offensive tackle for the Bears from 1974-76, Albrecht earned first team Associated Press All-American honors as a senior and went on to become a first round NFL Draft choice of the Chicago Bears. A two-time first team All-Pac-8 selection, he played alongside Joe Roth, Chuck Muncie and Wesley Walker in 1975 on one of the greatest offensive teams in school history. During that '75 season, he helped the Bears earn a share of the conference title, lead the NCAA in total offense yards and set a Cal modern record for most points in a season.

LEONARD "STUB" ALLISON (1997)

As Cal's head coach from 1935-44, Allison compiled a 10-year record of 58-42-2 and guided the Bears to a 13-0 Rose Bowl victory over Alabama in 1938. He was coach of Cal's "Thunder Teams," and his 1937 squad finished with a 10-0-1 mark and a No. 2 national Associated Press ranking. Among the All-Americans to play under Allison were Bob Herwig, John Meek, Sam Chapman, Jon Baker, Vic Bottari, Larry Lutz, Perry Schwartz, Vard Stockton and Bob Reinhard. Prior to arriving at Cal, Allison saw duty in World War I, where he earned the nickname "Top Sarge."

TROY AUZENNE (2003)

Auzenne, a left tackle for the Bears from 1988-91, earned first team All-American honors by the Football Coaches Association his senior year. Playing on Bear teams that won both the 1990 Copper Bowl (17-15 over Wyoming) and the 1992 Citrus Bowl (37-13 over Clemson), Auzenne earned All-Pac-10 first team recognition in his final season. Drafted in the second round of the NFL Draft by the Chicago Bears, he played five years in the NFL with the Bears (1992-95) and Indianapolis Colts (1996).

JON BAKER (1991)

Baker lettered for the Bears in 1944 and from 1946-48 as a guard on offense and a linebacker on defense. After earning second team All-Coast honors in 1947, he picked up first team recognition in 1948. In those two seasons, Cal won all but a pair of games and captured the conference championship twice to earn a

spot in the Rose Bowl. Baker earned the Vard Stockton Award as Cal's outstanding defensive player in the 1949 Rose Bowl. He also played rugby in 1947 and 1948. After graduating with a degree in civil engineering, he went on to a fine NFL career. Baker was the league's Rookie Defensive Lineman of the Year in 1949 for the New York Giants and an All-Pro in 1951. In 1952, he was named to the Pro Bowl.

STANLEY BARNES (1986)

Stanley Barnes played left tackle for Coach Andy Smith from 1919-21 and the Golden Bears went 24-2-2 in those years. The 1920 and 1921 teams, the first of the five immortal "Wonder Teams," went on to play in the Rose Bowl. Barnes, who served as President of his junior class, was elected to the College Football Hall of Fame in 1954.

STEVE BARTKOWSKI (1990)

The only Cal player ever picked No. 1 overall in the NFL Draft, Bartkowski quarterbacked the Bears from 1972-74. As a senior, he led the nation in passing with 2,580 yards, and he completed his career with a then-Cal-record four 300-yard passing games. Cal's Most Valuable Player and a consensus first team All-American in 1974, he was taken first in the 1975 NFL Draft by the Atlanta Falcons, playing in the NFL from 1975-86. In addition, Bartkowski was an All-American first baseman for the Bears baseball team in 1973 and led the squad with a .329 batting average.

VIC BOTTARI (1986)

Nicknamed "Vallejo Vic," Bottari was a starting halfback for Cal from 1936-38 and served as team captain as a senior. He suffered just one defeat in his final two seasons and was a consensus All-American selection in 1938. He finished his career as the third-leading scorer in Cal history with 145 points. Bottari was inducted into the Rose Bowl Hall of Fame in 1996 and is also a member of the National Football Foundation Hall of Fame. He later served as president of the San Francisco Touchdown Club.

JIM BREECH (1999)

One of the finest placekickers in both Cal and NFL history, Breech connected on 50 field goals for the Bears from 1974-77 and completed his career as the most accurate collegiate kicker ever inside 40 yards, hitting 30-of-34 efforts. He was a two-time first team All-Pac-8 performer, leading the conference in scoring in 1977 with 82 points. Selected by the Detroit Lions in the 1978 NFL Draft, Breech spent 15 seasons in the league with Oakland (1978-

79) and Cincinnati (1980-92), setting an NFL record by scoring in 186 consecutive games.

SAM CHAPMAN (1986)

Chapman was a three-year starter at halfback from 1935-37 and an outstanding player on both sides of the ball. He played on Cal's undefeated 1937 squad and earned first team All-America honors that season. In 1984, he was inducted into the National Football Foundation Hall of Fame. Also an exceptional baseball player, Chapman batted .431 in 1936 and had a long professional career with the Philadelphia Athletics.

JIM "TRUCK" CULLOM (1995)

A first team All-Coast tackle in 1949, Cullom was known as "The Toe" for his kicking abilities. He set a Cal record by scoring in 25 consecutive games from 1947-49 and made 103 PAT attempts during his career. The Bears were 29-3 during his career and went to the Rose Bowl in his junior and senior seasons. Cullom, who played briefly in the NFL, served as an assistant coach with the Bears from 1964-71 under Ray Willsey. He also was a standout rugby player at Cal and helped Doc Hudson coach that team upon his graduation.

SEAN DAWKINS (2005)

Dawkins, a consensus first team All-American wide receiver for Cal teams that earned back-to-back appearances in the Copper and Citrus Bowls following the 1990-91 seasons, snared 65 passes for 1,070 yards and a school-record 14 touchdowns to lead the Pac-10 during his senior season in 1992. Also named first team All-Pac-10 and Cal's Most Valuable Player in 1992, Dawkins was chosen by the Indianapolis Colts in the first round of the 1993 NFL Draft. He played 10 seasons in the NFL with Indianapolis (1993-97), New Orleans (1998), Seattle (1999-2000) and Jacksonville (2001).

CHARLEY ERB (1992)

One of the top quarterbacks in school history, Erb was a leader of Andy Smith's "Wonder Teams" that won consecutive conference championships in 1920, '21 and '22. He had a combined record of 27-0-1 as a starter, during which the Bears outscored their opponents, 1220-81. Erb directed Cal to its first Rose Bowl appearance and No. 1 ranking in 1920. He teamed with Pesky Sprott, Crip Toomey and Duke Morrison to form the highest scoring backfield at Cal, rolling up 72 touchdowns and 510 points during the 1920 season.

HALL OF FAMERS (continued)

ROD FRANZ (1986)

Cal's only three-time first team All-American in football, Franz was Cal's starting right guard from 1947-49. He helped the Bears to a 29-3 cumulative record during those three seasons and back-to-back Rose Bowl appearances in his two campaigns. Also an assistant coach at Cal in 1956 and '57, Franz was elected to the National Football Foundation Hall of Fame in 1977.

TONY GONZALEZ (2015)

Considered the greatest tight end in NFL history and one of the best to every play the position at Cal, Gonzalez was a two-sport letterman for the Golden Bears who starred in both football and basketball. In football, he was named a first-team All-American as a junior in 1996 by Football News and the Sporting News, and also a first-team All-Pac-10 choice that season. His career collegiate totals include 89 receptions for 1,302 yards (14.6 avg.) with eight touchdowns. Gonzalez had 46 receptions for 699 yards (15.9 avg.) and five TDs as a 1996 junior. He was the 13th overall pick of the 1997 NFL Draft by the Kansas City Chiefs, and played 17 seasons, recording 1,325 catches for 15,127 yards and 111 touchdown receptions before announcing his retirement following the 2013 season. His receptions are the second most in NFL history, while receiving yards are fifth and touchdown receptions sixth, with all three the most ever in the NFL by a tight end. Gonzalez is a 10-time All-Pro, a 14-time Pro Bowl choice and a member of the NFL 2000's All-Decade Team.

WALTER GORDON (1986)

Gordon, a standout tackle and guard, was the first Cal player to achieve national recognition when he was chosen to the Walter Camp third team All-America squad in 1918. He earned three letters in football and helped the Bears to the Pacific Coast Conference championship his senior season. Voted into the National Football Foundation Hall of Fame in 1975, he also won the intercollegiate boxing title in 1917.

RUSTY GILL (2006)

A versatile three-year letterman, Gill played both fullback and halfback for Cal's football team. He was a dependable back who gained his greatest fame in his senior year, leading Cal to an 8-2 record and second place in the Pacific Coast Conference in 1931. Gill was tabbed with an assortment of All-American honors, including first team by both the *New York Sun* and the American Football Players, second team by United Press and honorable mention by the Associated Press. A first team All-Coast selection, Gill came from a very athletic family, as brothers Frank, Harry, Sam and Carol all played football at Cal.

PERCY HALL (1993)

Hall was part of one of the top backfields during the early years of Cal football (1896-99), teaming with Locomotive Smith and Kangaroo Pete Kaarsberg. Cal historian Brick Morse selected him as the first team halfback on his 1937 all-time Golden Bear football squad. In 1898, Hall helped Cal to an 8-0-2 record, including the Bears' first Big Game win over Stanford when he gained 183 yards and scored a pair of touchdowns. In addition, he played three years on Cal's baseball team at both first base and in the outfield.

JIM HANIFAN (2006)

Jim Hanifan started three years at defensive end for the Bears, and in 1953 and 1954 he also started at tight end. The Bears' 1954 team captain led the nation in receiving with 44 receptions for 569 yards and seven touchdowns. He received the Andy Smith Trophy for most conference minutes, was a unanimous first team All-Coast honoree and was chosen to the Catholic All-American team. After participating in the East-West Shrine Bowl, the Hula Bowl and the College All-Star game, Hanifan was selected by the Los Angeles Rams of the National Football League and later starred for the Toronto Argonauts of the Canadian Football League. In 1973, he entered the coaching ranks and has been a long-time NFL assistant and is a former NFL head coach.

LOREN HAWLEY (2007)

Loren Hawley played both rugby and football for the Bears from 1961-65 and is known as one of the best American-born rugby players to ever play the game. Tabbed "King of the Lineouts," Hawley helped revolutionize the game with his tremendous aerial skills. Playing for the legendary Miles "Doc" Hudson, he led Cal to an undefeated record vs. U.S. competition in 1965. On the football field, he was an accomplished defensive back and wide receiver.

JACK HART (2010)

A first-team all-conference selection in 1958, Hart served as co-captain the team that won the Pacific Coast Conference and played in the 1959 Rose Bowl. As a running back, he led Cal in rushing (395 yards), receiving (396 yards) and scoring (58 points) his senior season, which was capped with two touchdowns vs. Iowa in the Rose Bowl. He also paced the Bears in scoring as a sophomore (36 points) and junior (36 points). Hart has remained close to Cal and college football since graduating, serving as executive director of the annual East-West Shrine Game and as committee chairman for the Glenn Seaborg Award, which is presented to a distinguished former Cal football

player each fall. He is also a past president of Pappy's Boys, an organization of players who played for head coach Pappy Waldorf that continues to support the Golden Bears.

MATT HAZELTINE (1988)

Hazeltine was an All-American center for the Bears in both 1953 and '54, playing under head coach Pappy Waldorf. He also earned Freshman All-America honors in 1951. After graduating from Cal, Hazeltine played 15 years in the NFL, the first 14 with the San Francisco 49ers, and played in a pair of Pro Bowls.

GARY HEIN (1997)

A two-sport star for the Bears, Hein started at cornerback in 1985 and '86. He earned honorable mention All-Pac-10 honors as a senior and accumulated 132 tackles and eight interceptions during his career. Hein, though, gained most of his accolades on the rugby field, where he was a four-time All-American and captured the Woodley Award as the nation's top collegian in both 1987 and '88. He helped Cal to three collegiate titles and also played for the U.S. national team from 1986-94.

BOB HERWIG (1988)

A three-year letterman in both football and basketball from 1935-37, Herwig played on Cal's "Thunder Teams" on the gridiron. He picked up All-America honors at center his senior year and was inducted into the National Football Foundation Hall of Fame in 1964. On the basketball court, Herwig served as team captain his final year.

EDWIN "BABE" HORRELL (1987)

The starting center on Cal's undefeated "Wonder Teams" in 1923 and '24, Horrell served as captain of the 1924 squad, the same year he earned first team Walter Camp All-American honors. He played a big role in the first game ever contested in Memorial Stadium, tackling a Stanford runner in the end zone for a safety in a 9-0 victory. In 1969, Horrell was inducted into the National Football Foundation Hall of Fame.

TALMA "TUT" IMLAY (2000)

A two-year letterman at halfback who played for Andy Smith, Imlay was a third team Walter Camp All-American in 1924. His running and pass-catching abilities helped the '24 squad to a No. 2 national ranking at one juncture and an 8-0-2 overall record. After serving as team captain in 1925, Imlay played in the inaugural East-West Shrine game and scored the game's first touchdown.

HALL OF FAMERS (continued))**JACKIE JENSEN (1986)**

One of the greatest athletes ever to play at Cal, Jensen excelled in both football and baseball for the Bears. On the gridiron, he earned first team All-America honors at running back in 1948 when he became the first Cal runner to rush for more than 1,000 yards (1,080 yards). For his career, he finished with 1,703 yards and averaged 6.0 yards per carry. In baseball, he was twice named All-American and helped Cal to the 1947 College World Series title. At the professional level, Jensen was voted the American League MVP while with the Boston Red Sox in 1958. He was voted into the National Football Foundation Hall of Fame in 1984.

JOE KAPP (1992)

Kapp played both football and basketball for the Bears in the late 1950s before returning as head football coach from 1982-86. As a player, he quarterbacked Cal to the Rose Bowl following the 1958 campaign, a season in which he also earned first team All-American honors. Kapp also lettered in basketball in 1956 and '57. After graduating, he spent eight years in the Canadian Football League before moving to the NFL, where he led the Minnesota Vikings to the Super Bowl IV on January 11, 1970. As head coach of the Bears, he compiled a 20-34-1 record.

GROVER KLEMMER (1988)

A talented all-around athlete, Klemmer lettered in track and field, football and basketball in the early 1940s. Most of his exploits came in track, where he set a world record in the 400 meters (46.0) and the 440 yards (46.4). As anchor for Cal's mile relay in 1941, he helped the Bears to a world record-time of 3:09.4.

PAUL LARSON (1994)

The only Cal quarterback ever to lead the nation in total offense, Larson earned first team All-American honors in 1954 when he also paced the country in passing with 1,537 yards and completed 64.1 percent of his attempts. Larson was 3-0-1 vs. Stanford while at Cal and his 280 passing yards vs. UCLA in 1954 was a school record at the time.

HARRY LIVERSEDGE (1996)

A versatile athlete who made his biggest headlines in track and field, Liversedge also lettered at guard in football in 1916 and in rugby in 1914. He won a bronze medal at the 1920 Olympics in the shot put with a mark of 46-5 1/4 and was an alternate for the 1924 Olympic team. Liversedge went on to a distinguished military career with the U.S. Marines, receiving both a Navy Cross and a Bronze Star and rising

to the rank of brigadier general. He also helped lead the Marines ashore during the Iwo Jima campaign in 1944.

BEN LOM (1991)

Lom lettered for the Bears from 1927-29 and earned All-Pacific Coast Conference honors his last two seasons. He was a member of the Cal squad that played in the 1929 Rose Bowl and later served as the first president of the San Francisco chapter of the National Football Foundation Hall of Fame. However, he is perhaps best known as the player who tackled Roy Riegels near the goal line on his wrong way run in the '29 Rose Bowl.

MICK LUCKHURST (2005)

Luckhurst was a two-sport standout in rugby and football. He was named tournament MVP when he helped Cal to its first collegiate national rugby title by kicking a pair of penalty kicks and a dropkick to give the Bears a come-from-behind victory over Air Force in 1980. Also a standout placekicker on the Cal football team, he led the Bears in scoring as both a junior (55 points, 9-for-15 in field goals) and senior (60 points, 14-of-17 field goals). He later enjoyed a distinguished career in the NFL, playing for Atlanta from 1981-87.

LAWRENCE LUTZ (2003)

Lutz was voted a first team All-American tackle by the *Associated Press*, the All-America Board and National American Newspaper Alliance in 1935. With Cal posting a 21-10-2 record during his three years (1933-35) on the team, he served as team captain on the '35 club that finished with a 9-1 mark. Known for his punt-blocking prowess, Lutz blocked punts against Oregon and UCLA his senior year, with both plays leading to winning touchdowns. Lutz also lettered in track and field as a discus thrower his senior year at Cal.

O.C. "CORT" MAJORS (1990)

One of only nine athletes in Cal history to earn letters in three different sports, Majors excelled in football, track and field and baseball from 1918-21. He served as captain of the 1920 football team that went 9-0, including a win over Ohio State in the Rose Bowl. The team's captaincy is now named in his honor. Majors was also a shot put specialist in track and field, and twice lettered as a guard in basketball. He remained active with Cal Athletics after graduation, serving as president of the Big C Society and chairman of the Athletic Council.

DAN MCMILLAN (1989)

A key member of Cal's "Wonder Teams" in both 1920 and '21 as a tackle, McMillan helped Cal to an 18-0-1 record and a pair of Rose Bowl appearances during that span. He was also a two-time second team All-American and was inducted into the National Football Foundation Hall of Fame in 1971. In addition, McMillan was a stroke in crew and served as captain in 1921.

JOHNNY MEEK (1989)

A multi-talented quarterback on coach Stub Allison's "Thunder Teams" in the 1930s, Meek served as captain of the 1937 squad that finished 10-0-1, including a 13-0 win over Alabama in the Rose Bowl. He also earned first team All-American honors that season.

JIM MONACHINO (1999)

Monachino was a first team All-American running back for the Bears in 1950. His 84-yard rush vs. Stanford in 1949 still stands as a Cal record in the Big Game, and his 189 net rushing yards during the contest established a school record (since broken). Monachino's performance earned him a spot on the all-time Cal Big Game team announced in 1997.

JESSE "DUKE" MORRISON (1997)

Jesse "Duke" Morrison lettered at fullback in from for Cal's "Wonder Teams" that compiled a 27-0-1 record from 1920-22. Approaching a decade after his career, he remains Cal's all-time leader in career touchdowns (42) and points in a season (131, 1922). His 277 career points were a Cal record for over 70 years and remains No. 2 on the all-time charts. Known for his powerful, twisting and dodging runs, Morris was named a third team All-American by Walter Camp in 1922.

CLINTON "BRICK" MORSE (1988)

The first three-sport letterman in Cal history set a number of track and field records, and was an outstanding back on the football team from 1892-95. In addition, he played outfield for the Golden Bears' baseball squad. Morse later served as the director of the Cal Glee Club for several years and composed "Sons of California" and "Hail to California," two of the best known Cal fight songs. He is the founder of the Big C Society and wrote a book entitled "California Football History," published in 1937 that detailed Cal football history from the start through the 1937 season.

HALL OF FAMERS (continued)**CRAIG MORTON (1992)**

Morton was a three-year starter at quarterback from 1962-64 who broke nearly every school record. He earned first team All-American honors as a senior and was the recipient of the Pop Warner Trophy, given to the most valuable senior on the West Coast. Morton finished his career with 4,501 passing yards, a school and Pac-8 record at the time. He was the fifth player selected in the 1965 NFL Draft and guided both the Dallas Cowboys and Denver Broncos to the Super Bowl. Morton was inducted into the National Football Foundation Hall of Fame in 1992.

HAROLD "BRICK" MULLER (1986)

Muller was the first Cal football player to earn first team All-American honors, receiving the recognition in both 1921 and '22. He led the Bears to a 27-0-1 record as a three-year starter and was voted into the National Football Foundation Hall of Fame in 1951. Also a standout high jumper, he won a silver medal at the 1920 Olympics, clearing 6-2 3/4.

CHUCK MUNCIE (1995)

One of the finest running backs in Cal history, Muncie was the Pac-8 Offensive Player of the Year, a consensus first team All-American and the runner-up in Heisman Trophy voting as a senior in 1975. He finished his career as Cal's all-time leading rusher with 3,052 yards (since broken), including 1,460 during his final campaign, still the fourth-highest mark for a season at Cal. Muncie was the No. 3 pick overall in the 1976 NFL Draft by the New Orleans Saints and spent nine seasons (1976-84) in the NFL, making three trips to the Pro Bowl.

HARDY NICKERSON (2004)

Nickerson led the Golden Bears in tackles from 1984-86 and was voted the team's Most Valuable Player each season. Nickerson was a first team All-Pac-10 selection as a junior with his 167 stops that remain a Cal single-season record, while his 501 career tackles rank second in school history. A fifth-round pick in the 1987 NFL Draft by Pittsburgh, Nickerson played the first six of his 16 NFL seasons with the Steelers and seven more with Tampa Bay before ending his career with brief stops in Jacksonville and Green Bay, earning Pro Bowl honors five times.

JOHNNY OLSZEWSKI (1993)

A three-year letterman as a running back for the Bears from 1950-52, Olszewski earned first team All-American honors as a senior. As a sophomore in '50, he topped the 1,000-yard mark with 1,008 yards and finished his career with 2,504 yards, still eighth all-time at Cal. He was the fourth overall pick of the old Chicago

Cardinals in the first round of the 1953 NFL Draft and spent 10 seasons in the league with the Cardinals (1953-57), Washington Redskins (1958-60), Detroit Lions (1961) and Denver Broncos (1962).

DELTA O'NEAL (2011)

A consensus first-team All-American in 1999 as a cornerback and return specialist, O'Neal was named the 1999 Pac-10 Defensive Player of the Year and recipient of the 1999 Pop Warner Trophy as the top senior on the West Coast. Cal's all-time leader with 4,998 all-purpose yards, he intercepted a school-record nine passes as a senior and established the Cal career mark for interception return yards with 356. He also holds Cal records for career punt-return yards (1,169), punt returns in a season (42, 1999), career kickoff returns (99), career kickoff return yards (2,472), kickoff return yards in a game (186 vs. Navy in the 1996 Aloha Bowl), career kickoff return TDs (2), and season (61) and career (209) combined kickoff and punt returns. His career kickoff return average of 24.9 ypr is second all-time behind Isaac Curtis. O'Neal finished with 11 career interceptions, returning five for TDs, and he led Cal in scoring as a senior with 36 points, all on defensive or special teams scores. He was selected in the first round of the NFL Draft by the Denver Broncos (15th overall), also playing with Cincinnati and New England during a nine-year NFL career. Twice selected to the Pro Bowl, he tied for the NFL lead with 10 interceptions in 2005 while with the Bengals.

DAVID ORTEGA (2008)

Cal's all-time leading tackler with 525 stops, Ortega was a four-year starter for the Bears from 1986-89, earning All-Pac-10 honors three times. As a senior in 1989, he totalled 159 tackles, an average of 14.5 per game, including a career-high 22 takedowns against Wisconsin and 20 in the Big Game. Ortega had a team-high 142 tackles and six interceptions - the most ever by a Cal linebacker - as a sophomore in 1987 and followed that with a 132-tackle season in 1988. After playing in the East-West Shrine Game in 1990, he signed a free agent contract with Los Angeles Rams. Currently, Ortega serves as the Compliance Director for Cal Athletics.

ORVAL OVERALL (1987)

Overall played both football and baseball for the Bears from 1900-03. He was a four-year starter at guard in football and is best remembered for starring in three Big Games. He blocked a kick for a safety in a 2-0 victory in 1901, booted two field goals in a 16-0 win in '02 and kicked the Bears into a 6-6 tie in '03. Overall also lettered in baseball and went on to pitch nine seasons with the Cincinnati

Reds (1905-06) and Chicago Cubs (1906-13), playing in four World Series. He is the only player to ever strikeout four batters in a World Series game, accomplishing the feat in 1908.

MIKE PAWLAWSKI (2002)

Pawlowski led Cal to back-to-back bowl appearances as the Bears' starting quarterback in 1990 and '91. In his first year as signal caller, he guided Cal to a 7-4-1 record, including a victory over Wyoming in the Copper Bowl. The next season, he earned Pac-10 Co-Offensive Player of the Year honors when the Bears posted a 10-2 overall record, earned a final No. 8 national ranking from the *Associated Press* and defeated Clemson in the Citrus Bowl. As a senior, Pawlowski completed 60.4 percent of his passes for 2,517 yards and 21 touchdowns.

CLARENCE "NIBS" PRICE (1986)

A coaching fixture at Cal for more than 30 years, Price served as head coach of both the football and basketball teams during his career. In football, he was 27-17-3 from 1926-30 and led the Bears to the 1929 Rose Bowl. Price also handled basketball duties from 1924-54 and is the school's all-time victory leader, finishing with a 449-294 mark. He took the Bears to the Final Four in 1946. Price graduated from Cal in 1914 after lettering on the baseball team.

IRVINE PHILLIPS (1994)

Phillips played end for the Bears from 1926-28, earning first team All-American honors as a senior. He served as captain of Cal's 1928 team that went to the Rose Bowl and earned All-Pacific Coast Conference honors in 1927 and '28. Phillips also lettered as a discus and shot put specialist in track and field.

BOB REINHARD (1990)

Reinhard claimed first team All-American honors at tackle in 1940 and '41. He was also a top-rated punter for the Bears. In the 1941 Big Game, he sacked Stanford quarterback Frankie Albert for a nine-yard loss, blocked a punt and caught another blocked punt for a touchdown.

LES RICHTER (1987)

Another of Cal's National Football Foundation Hall of Fame members, Richter was a two time All-American at Cal during the final two seasons of his 1949-51 career. He kicked 40 PATs in 1951 to set a Pacific Coast Conference record. Richter played in two Rose Bowls with the Bears and also served as valedictorian of his graduating class. He went on to a nine-year NFL career with the Los Angeles Rams (1954-62).

HALL OF FAMERS (continued)**ROY RIEGELS (1998)**

Riegels, a center, served as team captain in 1929 when he earned first team All-American honors and helped the Bears to a 7-1-1 record. However, he is most noted for his role in one of the most famous plays in college football history. In the 1929 Rose Bowl, he scooped up a Georgia Tech fumble and ran 69 yards the wrong way until teammate Ben Lom spun him around at the Cal one-yardline.

RON RIVERA (1994)

A consensus All-American linebacker his senior year in 1983, Rivera set a school record that still stands today with 26.5 tackles for loss that season. He was also named the 1983 Pac-10 Co-Defensive Player of the Year and was the recipient of the Pop Warner Trophy as the top senior on the West Coast. Rivera ended his career with 336 tackles, including 47.5 for loss. Rivera played in the NFL for the Chicago Bears from 1984-92, winning the Super Bowl XX title with the 1985 squad. He was the Bears' Man of the Year for community service in 1990.

STEVE RIVERA (2001)

Steve Rivera wrapped up his Cal career as the school's all-time leading receiver in 1975 with 138 catches as still ranks No. 9 all-time. He played from 1973-75 and was a consensus All-American as a senior. In 1975, he also set Cal's single-season record with 57 catches and his 205 receiving yards in the 1974 Big Game marked the best receiving day in Cal history at the time. Also a rugby player, Rivera played two seasons in the NFL with the San Francisco 49ers (1976-77) and Chicago Bears (1977).

JOE ROTH (2000)

As quarterback, Roth directed Cal to an 8-3 record and the Pac-8 Co-Championship in 1975 when the Bears led the nation in total offense with an average of 458.5 yards per game. A first team All-American in 1976, he passed away in February 1977 after a battle with cancer. Roth's No. 12 is the only retired jersey in the history of Cal football, and he is remembered with a special display in the Cal locker room. He is also the subject of the movie "The Joe Roth Story".

HARVEY SALEM (2004)

Salem, a four-year starting offensive tackle at Cal from 1979-82, earned both first-team All-America and Academic All-America honors his senior season. A two-time first team All-Pac-10 selection, he played on Joe Kapp's 7-4 team in 1982, a year that featured "The Play" in the now-famous Big Game. Drafted in the second round by Houston, Salem played 10 seasons in the NFL with the Oilers (1983-85), Detroit Lions (1986-91) and Denver Broncos (1991-92).

PETE SCHABARUM (1998)

A rugged fullback who was a three-year letterman (1948-50) and an all-conference selection on Cal's 1950 team, Schabarum helped the Bears to a 9-1-1 record and a Rose Bowl berth that season. He went on to play three seasons (1951, '53-54) with the San Francisco 49ers. Schabarum also lettered in baseball at Cal in 1950.

PERRY SCHWARTZ (2002)

Schwartz earned first team All-American honors as a member of Cal's 1937 team that played in the Rose Bowl to start the new year. Perhaps his finest moment came in Pasadena when he forced an Alabama punt returner to fumble, a play that set up a Bear touchdown in Cal's 13-0 victory. Schwartz also displayed his talents on the tennis court, where he lettered for the Bears in 1934 and '35.

BERT SCHWARZ (1996)

Schwarz was a first team All-American for the Bears in 1929 when the club was 7-1-1. A two-year starter at guard, he helped Cal to a 6-2-2 record and a Rose Bowl appearance following the 1928 season.

ANDY SMITH (1986)

One of the finest football coaches in the history of the game, Smith is Cal's all-time winningest coach and led the Golden Bears to a 74-16-7 record from 1916-25. His "Wonder Teams" posted a 50-game unbeaten string (46-0-4) during one stretch, and he guided the Bears to Rose Bowl appearances in 1920 and '21. Smith was inducted into the National Football Foundation Hall of Fame in 1951.

WARREN "LOCOMOTIVE" SMITH (1995)

Smith lettered in three sports at Cal - football, baseball, track and field - between 1898-1901. He was regarded as the top back on the West Coast at the turn of the century and led Cal to its first two wins over Stanford. Smith served as captain of both the football and baseball teams, and he was a hammer thrower during track season.

PESKY SPROTT (1993)

Sprott was a standout in both football and track and field from 1918-20. He lettered on the gridiron three times as a running back and punter. Also a middle distance runner, Sprott was the PCC champion in the 800 meters in 1920 and earned a spot on the U.S. Olympic team that year, finishing sixth in the 800.

TODD STEUSSIE (2013)

Steussie was one of the most dominant offensive linemen in school history, playing from 1990-93 and earning the Morris Trophy as the top offensive lineman in the Pac-10 his senior year when he was also tabbed a first-team All-American. Twice named first-team All-Pac-10, he helped the Bears to three bowl game victories - the 1990 Copper Bowl, the 1991 Citrus Bowl and the 1993 Alamo Bowl. Steussie was selected with the No. 19 pick of the first round of the NFL Draft by the Minnesota Vikings. A two-time Pro Bowl selection, he spent 14 years in the league, starting 185 of 213 games.

VARD STOCKTON (2005)

Stockton, who died in an auto accident in 1946, earned first team All-American, All-Pacific Coast Conference and All-West Coast honors on Cal's 1937 football team that registered a 10-0-1 record, including a 13-0 win over Alabama in the Rose Bowl. Noted for his blocking ability that opened holes for the likes of Vic Bottari and Sam Chapman, perhaps his most shining moment came in the 1936 Big Game when he stole the ball from Stanford's Jimmy Coffis to set up a touchdown in Cal's 13-0 win over its cross-town rival.

BRIAN TREGGS (2015)

Treggs was a standout wide receiver and return man for the Golden Bears. He ended his career in 1991 as Cal's all-time leader in receiving yards (2,335) and receptions (167). Nearly 20 years later, he still ranks fourth in receiving yards, tied for fourth in receptions, tied for sixth with six 100-yard receiving games and seventh in TD catches (15). Treggs led Cal in receptions, receiving yards, punt return yards and punt returns his last three years, and caught at least one pass in his final 36 games as a Bear. He had a 72-yard punt return for a TD vs. Clemson in the Florida Citrus Bowl. Treggs had three TD catches vs. Pacific, which tied the Cal record. He was voted second team All-Pac-10 as a junior and honorable mention as a sophomore and senior.

JIM TURNER (1996)

Turner was a first team All-American tackle in both 1948 and '49. He served as captain of the '49 team that finished 10-1 and earned a Rose Bowl date with Ohio State. Turner overcame a knee injury his senior season after having one of his ribs removed prior to his final campaign because of a tumor.

HALL OF FAMERS (continued)

CARL VAN HEUIT (1992)

One of the top safeties in college football, Van Heuit played on Pappy Waldorf's Rose Bowl teams of 1949 and '50, Van Heuit was a 1950 All-American for the Bears. He also earned the team's Vard Stockton Award for being the outstanding defensive player in the two bowl games. Following graduation, Van Heuit served as an assistant coach at Cal for six seasons and as a volunteer freshman coach for another 20 years. He was selected the Bear Backer "Bear of the Year" in 1988.

FRANK "BUD" VAN DEREN (2004)

A 1948 first team all-conference end, Van Deren played on Cal clubs that posted a 19-2 record during his two seasons (1947-48). Also selected to Cal's Centennial Team, he starred on a 1948 squad that registered a 10-1 mark and earned a share of the Pacific Coast Conference championship. Van Deren also coached on Pappy Waldorf's 1950 and '51 Rose Bowl teams, returned to Cal in the 1960s to coach on Ray Willsey's staff, and later served as head coach at Humboldt State for 26 years.

PAPPY WALDORF (1987)

Head coach at Cal from 1947-56, Waldorf compiled a 67-32-4 record. In his first four seasons, his teams lost only one regular season game and played in three Rose Bowls. Between 1947 and 1951, Waldorf's teams played 38 consecutive regular season games without a defeat. He also has the best record of any Cal coach in the Big Game with a 7-1-2 mark. Waldorf was inducted into the National Football Foundation Hall of Fame in 1966.

WESLEY WALKER (1992)

One of the greatest deep threats in Cal history, Walker was a prolific receiver for the Bears from 1973-76, in addition to starring on the track and field team for four years. He set an NCAA record for highest average gain per catch in a career (minimum 75 catches) at 25.7 ypc. Walker finished his career with 86 receptions for 2,206 yards and 23 touchdowns, with his greatest game coming against San Jose State in 1976 when he had eight grabs for a school record 289 receiving yards. He went on to a 13-year NFL career with the New York Jets (1977-89) and played in a pair of Pro Bowls.

ED WHITE (1993)

White earned first team All-American status at nose guard in 1968, playing on Cal's "Bear Minimum" defense that allowed opponents an average of only 3.6 yards per play. At the NFL level, he switched to the offensive line. White played in four Super Bowls and made four Pro Bowls while playing for the Minnesota Vikings

(1969-77) and San Diego Chargers (1978-85) over a 17-year pro career. White returned to Cal to coach the offensive line from 1999-2001.

MIKE WHITE (2007)

A varsity letterman in football, rugby, and track and field at Cal from 1955-57, Mike White also served as the Bears' head football coach from 1972-77, compiling a 35-30-1 record and leading the team to a share of the 1975 Pac-8 title. As an undergraduate, White played wide receiver and was a team captain as a senior in 1957. On the track, he won the high hurdles and high jump competition in the 1957 Big Meet vs. Stanford. In addition to his three varsity sports, White also earned a pair of junior varsity letters for Pete Newell in basketball.

RUSSELL WHITE (2003)

White is Cal's all-time rushing leader with 3,367 yards and averaged 5.1 yards per carry during his three years in Berkeley from 1990-92. He was a key member of the 1991 team that posted a 10-2 record, including a 37-13 victory over Clemson in the Citrus Bowl, and earned a No. 7 final national ranking by *USA Today*. A first team All-American in 1991 and a two-time first team All-Pac-10 selection, White led the Bears in rushing in both 1991 (1,177 yards, 14 TDs) and 1992 (1,069 yards, 9 TDs). He registered 15 100-yard rushing days during his Cal career, tied for second all-time at Cal.

SHERMAN WHITE (1989)

Sherman White had played little football before coming to Berkeley as a sophomore in 1969. In his second year with the team (1970), he sacked opponent quarterbacks 18 times, including Heisman Trophy winner Jim Plunkett twice in the Big Game. He also knocked down five passes, made 44 unassisted tackles and aided in 31 others. He was named first team All-Coast and All-Pac-8. As a team captain in 1971, he earned All-American honors, as well as All-Pac-8 recognition for the second straight year, when he registered 75 tackles and three pass breakups. White was the second pick overall in the 1972 NFL Draft by Cincinnati and played four seasons for the Bengals (1972-75) before playing eight more campaigns with the Buffalo Bills (1976-83) to round out his career.

ARLEIGH WILLIAMS (2004)

Williams starred in both football and baseball in the 1930s and earned first team All-American notice as a senior halfback in 1934. Williams finished his career with 1,404 yards on 526 carries. Williams lettered on the 1934 and 1935 Cal baseball teams, with both clubs finishing first in the conference and combining for a 45-15-1 record during that period.

RAY WILLSEY (2014)

A quarterback and defensive halfback for the Golden Bears under head coach Pappy Waldorf, Willsey helped Cal to an 8-2 record and No. 12 ranking in 1951 and to a 7-3 mark in 1952. In the 1952 Big Game, he stepped in at quarterback after an injury to the starter and led the Bears to a 26-0 win. Willsey returned to his alma mater and served as Cal's head coach from 1964-71, overseeing the program during a tumultuous period in the school's history that included the Free Speech Movement and war-time protests. Still, Willsey was able to hold the team together and produced a record of 40-42-1 over eight seasons. In 1968, he oversaw the famed "Bear Minimum" defense, leading Cal to a 7-3-1 record – the only Cal team to win at least seven games from 1951-75. Among the star players he coached were All-Americans Craig Morton, Ed White and Sherman White. Following his tenure at Cal, Willsey won two Super Bowl titles on the staff of the Raiders, and he concluded his career as director of personnel for NFL Europe. Willsey, recipient of the 2002 Glenn Seaborg Award for outstanding career contributions by a Cal football player, passed away in November of 2013 at age 85.

JACK YERMAN (1994)

Yerman lettered as a running back in 1957 and 1958, helping Cal to a 1959 Rose Bowl appearance in his senior season. On the track, he was one of the top quarter-milers in the nation, running a best of 46.0 in the 400 meters. Yerman won an Olympic gold medal as part of the U.S. 1600-meter relay team in 1960 and also competed as an individual in the 400. He finished third in the NCAA 440 yards in 1958.

NATIONAL FOOTBALL FOUNDATION
COLLEGE FOOTBALL HALL OF FAME

The California Golden Bears depicted on this page have earned the highest honor accorded a collegiate football player - membership into the National Football Foundation's College Football Hall of Fame. California's proud gridiron tradition is showcased by a total of 22 Golden Bears enshrined in this prestigious

Hall of Fame, a number which ranks the Blue and Gold among the top schools in the country.

The College Football Hall of Fame first opened its doors in 1978 in South Bend, Ind., and moves in August of 2014 to Atlanta, Ga.



Stan Barnes
Line, 1918-21
Inducted 1954



Steve Bartkowski
Quarterback, 1972-74
Inducted 2012



Vic Bottari
Halfback, 1936-38
Inducted 1981



Sam Chapman
Halfback, 1935-37
Inducted 1984



Rod Franz
Guard, 1946-49
Inducted 1977



Walter Gordon
Tackle, 1916-18
Inducted 1975




Matt Hazeltine
Linebacker, 1951-54
Inducted 1989



Bob Herwig
Center, 1935-37
Inducted 1964



Babe Horrell
Center, 1923-24
Inducted 1969



Bill Ingram
Head Coach, 1931-34
Inducted 1973



Jackie Jensen
Fullback, 1946-48
Inducted 1984



Joe Kapp
Quarterback, 1956-58
Inducted 2003



Eggs Manske
Asst. Coach 1947-52
Inducted 1999



Dan McMillan
Tackle, 1920-21
Inducted 1971




Craig Morton
Quarterback, 1962-64
Inducted 1992




Brick Muller
End, 1920-22
Inducted 1951




John Ralston
Asst. Coach, 1956-58
Inducted 1992




Les Richter
Guard, 1949-51
Inducted 1982



Buck Shaw
Head Coach, 1945
Inducted 1972



Andy Smith
Head Coach, 1916-25
Inducted 1951



Pappy Waldorf
Head Coach, 1947-56
Inducted 1966



Ed White
Defensive Line 1966-68
Inducted 1999

THIS IS CAL



**UNIVERSITY OF
CALIFORNIA**
Berkeley, California

CALIFORNIA

THE UNIVERSITY

Founded in the wake of the gold rush by leaders of the newly established 31st state, the University of California's flagship campus at Berkeley has become one of the preeminent universities in the world. Its early guiding lights, charged with providing education (both "practical" and "classical") for the state's people, gradually established a distinguished faculty (with 22 Nobel laureates to date, including seven current faculty), a stellar research library, and 350 academic degree programs.

This California institution became a catalyst of economic growth and social innovation – the place where vitamin E was discovered, a lost Scarlatti opera found, the flu virus identified, and the nation's first no-fault divorce law drafted. Scholars at Cal have conducted ground-breaking research on urban street gangs and on basic human nutritional requirements, identified why wartime supply ships were failing at sea, invented technologies to build faster and cheaper computer chips, and imaged the infant universe.

In recognition of broad and deep excellence, respected sources have repeatedly ranked the University at or near the top in fields ranging from engineering and the "hard" sciences to the social sciences, arts and humanities. For the 18th straight year, Cal was ranked No. 1 in the latest U.S. News & World Report rankings of public national universities. Among undergraduate programs ranked by peer academics, Cal remained second in business, and third in engineering.

In accordance with the University's "public" character, Cal has long served talented individuals regardless of means. As early as 1897, financial aid was available for "needy and deserving" students. More than a century later, Cal combines outstanding teaching and research programs with broad access for students of all means – educating more federal Pell Grant recipients from low-income families than all eight Ivy League universities combined, and second only to UCLA nationally. Seventeen percent of freshmen are the first in their families to attend college.

NOBEL PRIZE WINNERS

CURRENT FACULTY

NOBEL LAUREATES AT CAL

2013 – Randy Schekman (Physiology)
 2011 – Saul Perlmutter (Physics)
 2009 – Oliver E. Williamson (Economics)
 2006 – George F. Smoot (Physics)
 2001 – George A. Akerlof (Economics)
 2000 – Daniel L. McFadden (Economics)
 1986 – Yuan T. Lee (Chemistry)

DECEASED FACULTY

NOBEL LAUREATES

1994 – John C. Harsanyi (Economics)
 1983 – Gerard Debreu (Economics)
 1980 – Czeslaw Milosz (Literature)
 1968 – Luis Alvarez (Physics)
 1964 – Charles H. Townes (Physics)
 1961 – Melvin Calvin (Chemistry)
 1960 – Donald A. Glaser (Physics)
 1959 – Owen Chamberlain (Physics)
 1959 – Emilio G. Segre (Physics)
 1951 – Edwin M. McMillan (Chemistry)
 1951 – Glenn T. Seaborg (Chemistry)
 1949 – William F. Giaouque (Chemistry)
 1946 – John H. Northrop (Chemistry)
 1946 – Wendell M. Stanley (Chemistry)
 1939 – Ernest O. Lawrence (Physics)

CAL STUDENT-ATHLETE FACTS

- A total of 10 different teams posted one-year APR scores of 1,000 for the 2013-14 academic year, which is up from eight in 2012-13 and five in 2011-12.
- Overall, every Golden Bear program has surpassed NCAA requirements for four-year APR scores, with 25 of 27 measured teams above 945 for the second year in a row. A total of 16 programs are at or above 975, and eight posted scores of at least 985.
- For 10 straight years from 2003-12, Cal finished among the top 15 in the Directors' Cup, a national ranking that measures overall success in intercollegiate athletics programs. Cal has finished in the top 20 every year since 2003 with a No. 12 ranking most recently in 2015.
- 89 national championships within 15 different sports.
- 283 individual national championships won by Cal student-athletes.
- Cal had 46 participants, including 38 athletes and five coaches, at the 2012 Summer Olympics — more than any other public school in the nation. Cal's all-time Olympic medal count: 178 medals won by Cal students and alumni, 99 of them gold.



CAL STUDENT BODY

Number of Students (Fall 2014)	37,581
Undergraduate	27,126
Graduate	10,455
Degrees Granted (2013-14)	
Bachelor's	7,565
Master's	2,610
Doctoral (Professional Practice)	930

14 COLLEGES AND SCHOOLS

- Haas School of Business
- College of Chemistry
- Graduate School of Education
- College of Engineering
- College of Environmental Design
- School of Information
- Graduate School of Journalism
- School of Law
- College of Letters & Science
- College of Natural Resources
- School of Optometry
- School of Public Health
- Richard & Rhoda Goldman School of Public Policy
- School of Social Welfare

CAL FACTS

- Berkeley has one of the top university library systems in the nation. With well over 11 million volumes and more than 400 special collections, Berkeley's library holdings among its 32 libraries are the fourth-largest in the United States and have been ranked first in the nation among public libraries.
- According to U.S. News and World Report, Cal ranks third in global universities.
- There are 144 faculty members of the National Academy of Sciences.
- Seventy-seven faculty Fulbright Scholars.
- Twenty-nine nobel prizes held by alumni.
- Four Pulitzer Prizes held by current faculty
- Five thousand Cal undergraduates engage in off-campus public service projects and programs annually.
- 4.19 is the average GPA of admitted freshmen.

CAMPUS ADMINISTRATION

NICHOLAS B. DIRKS

UNIVERSITY CHANCELLOR



Nicholas B. Dirks became the 10th chancellor of the University of California, Berkeley on June 1, 2013. An internationally renowned historian and anthropologist, he is a leader in higher education and well-known for his commitment to and advocacy for accessible, high-quality undergraduate education in the liberal arts and sciences, to the globalization of the university, and to innovation across the disciplines as well as in applied and basic fields.

Before coming to Berkeley, he was the executive vice president for the arts and sciences and dean of the faculty at Columbia University, where, in addition to his work on behalf of undergraduate programs, he improved and diversified the faculty, putting special emphasis on interdisciplinary and international initiatives. The Franz Boas Professor of Anthropology and History, Dirks joined Columbia in 1997 as chair of the anthropology department. Prior to his appointment at Columbia, he was a professor of history and anthropology at the University of Michigan for 10 years, before which he taught Asian history and civilization at the California Institute of Technology.

Dirks has held numerous fellowships and scholarships and received several scholarly honors, including a MacArthur Foundation residential fellowship at the Institute for Advanced Study at Princeton, a Guggenheim Fellowship, and the Lionel Trilling Award for his book *Castes of Mind*. He is a fellow of the American Academy of Arts and Sciences, and serves on numerous national and international bodies, as adviser or member of the board. He is also a Fellow at the Council on Foreign Relations.

BOB JACOBSEN

FACULTY REPRESENTATIVE



Bob Jacobsen, a Professor of Physics, serves as Cal's faculty athletics representative.

Appointed to the position in 2010, Jacobsen provides oversight and advice to Cal Athletics concerning compliance with NCAA rules and student-athlete academic matters. He represents Cal in dealings with both the NCAA and the Pac-12, and advises the chancellor on campus policies relating to student-athletes.

Jacobsen spent 1976 through 1986 working in the computer and data communications industry for a small company that was successively bought out by larger and larger companies before he returned to graduate school. From 1991-94, he was a scientific associate and scientific staff member at CERN, the European Laboratory for Nuclear Physics, in Geneva, Switzerland. While there, he was a member of the ALEPH collaboration concentrating on B physics and on the energy calibration of the LEP collider. He joined the faculty at Cal in 1995.

Among Jacobsen's honors at the University are its Distinguished Teaching Award, the Noyce Prize for Excellence in Undergraduate Teaching and the Goldman Award for Distinguished Faculty Advising of Undergraduates. He has delivered lectures on his research activities on four continents and taught special classes for graduate students at 14 universities. During the 2013-14 academic year, he is serving as the interim Dean for Undergraduate Studies in the College of Letters and Science.

Jacobsen's research has studied the basic properties of the Universe using the techniques of particle physics. Upon arrival at Berkeley he joined the BaBar experiment, a worldwide collaboration of more than 500 scientists and engineers who built a device to study the fundamental interactions of matter and antimatter. During its run from 1999-2006, the experiment accumulated the world's largest sample of particles for studying the intrinsic difference between matter and antimatter.

His current project, the LUX collaboration, is using a detector 4,800 feet underground in the Homestake Mine in South Dakota to study dark matter, which comprises the majority of the Universe yet is largely unknown.

Jacobsen obtained a B.S.E.E. from MIT in 1978 and his Ph.D. in experimental high-energy physics from Stanford in 1991.

ATHLETICS EXECUTIVES

MICHAEL WILLIAMS
DIRECTOR OF ATHLETICS

Bringing a comprehensive knowledge and a deep understanding of the campus and its community through a range of perspectives, H. Michael Williams '82 serves as Director of Athletics at the University of California, Berkeley.

Williams' experiences at Cal range from being a member of the wrestling team as an undergraduate student to nearly 15 years of volunteer service for a variety of campus initiatives and programs. He held the title of Interim Director of Athletics for 11 months starting in

June 2014, before Chancellor Nicholas Dirks removed the interim portion of his title on May 8, 2015.

"Ultimately, our goal is to build the strongest intercollegiate athletics department possible while furthering the right conditions for success," Williams said. "Our priorities are to support our teams in their quest to compete for and win championships; continue to improve our student-athletes' everyday experience and find more ways to better integrate student-athletes and staff with the campus. We will also keep our focus on building and growing the department in the right direction. My expectations are high and I expect nothing short of a strong, positive and collective effort from everyone involved. We have the opportunity to coach, teach and mentor a world-class, amazing group of student-athletes and make sure they are well prepared to face and change the world following their experience here at Cal."

In addition, Williams will focus on continuing to manage the department through the current NCAA reform, fostering a culture of philanthropy and capitalizing on current and future significant revenue generation opportunities.

Over the course of his first year at the helm overseeing an athletic department that supports the everyday experience for 850 student-athletes and 30 intercollegiate programs, Golden Bears teams captured national championships in women's swimming & diving and rugby 7s, and five other programs finished among the top five in the country. Cal placed 12th in the annual Directors' Cup standings, the 16th consecutive year the Bears have been among the top 20. In addition, more than 180 student-athletes earned academic all-conference recognition for their work in the classroom.

Williams began his professional career at Data Resources, Inc., before becoming a debt trader and corporate finance officer for Bank of America. He joined Barclays Global Investors in 1993 and retired from the company in 2009 as vice chair of Capital Markets. Other roles at BGI included head of the Global Index and Markets Group, where he was directly responsible for over \$1.1 trillion in assets, head of Global

Securities Lending and CEO, President and Trustee of BGI's mutual funds.

Williams was elected to the UC Berkeley Foundation Board of Trustees in 2007, joined the Foundation's Executive Committee in 2009 and served as vice chair of the executive committee from 2013-15. He is also on the advisory boards of the UC Berkeley Division of Equity and Inclusion, the Haas Socially Responsible Investment Fund, the College of Letters and Science, the Social Science Matrix, Bronze Investments and several nonprofit boards, including the California Heritage Trust. He is also a former member of the executive board of the College of Letters and Science.

Additionally, Williams served as an active member of the Chancellor's Task Force on Academics and Athletics that issued its report in September 2014 with more than 50 wide-ranging recommendations intended to maximize the academic performance of student-athletes and the overall quality of their campus experience.

"Mike's deep experience with the management and financial operations of complex organizations and an equally deep level of knowledge about an engagement with our university are clearly invaluable assets in his new position," Dirks said. "As a result, he is also well prepared and equipped to help Cal Athletics successfully navigate through a period of change, challenge and opportunity as the NCAA and the Pac-12 Conference move to address issues related to student-athletes' status, welfare and academic performance."

Among his responsibilities as Director of Athletics are serving on the Pac-12 Athletic Directors' Council, the Chancellor's Executive Leadership Council, the Campus Leadership Council at UC Berkeley and, since January 2015, as a member of the Athletic Study Center Review Committee. He is also Vice President of the Pac-12 Athletic Directors Committee.

"Mike understands, on both a human and organizational level, the unique set of interests, needs and challenges that must be addressed so that our exceptional student-athletes can thrive on the field of play and take full advantage of the educational opportunities our university offers," Dirks said. "He shares our conviction that as university administrators and educators it is our responsibility to provide all that our students need to realize their full potential and to take advantage of the incredible educational, cultural and experiential opportunities that Berkeley offers."

Williams earned his bachelor's degree in economics in 1982. He later received an MBA in finance from the Anderson School of Management at UCLA in 1988. He and his wife, Jeanne, have three children and reside in Lafayette.

DIRECTOR OF ATHLETICS CABINET

DAVID SECOR

**CHIEF FINANCIAL OFFICER,
SENIOR ASSOCIATE ATHLETIC DIRECTOR**



David Secor has served as Senior Associate Athletic Director / Chief Financial Officer at Cal since July 2013. He brings more than three decades of experience in the University of California System and 13 years of experience as an Athletics Chief Financial Officer.

Secor's primary responsibility is to provide fiduciary oversight and daily management of business and finance. Acting as the key steward of Cal Athletics' financial resources, Secor offers alignment and collaboration with campus

partners in business and finance. He also manages human resources, information systems and technology and equipment management.

Secor is well versed with the UC system and with athletics with 12 years of experience as UCLA's Senior Associate Athletic Director and Chief Financial Officer, before serving as the Director of Financial Services for UCLA Capital Programs from 2010 through 2013.

He resides with his spouse, Brandon Leger, in Berkeley.

FOTI MELLIS

**SENIOR ASSOCIATE ATHLETIC DIRECTOR
OF INTERCOLLEGIATE SERVICES**



As Senior Associate Athletic Director for Intercollegiate Services, Foti Mellis brings more than 25 years of experience in intercollegiate athletics. In this capacity, Mellis is responsible for the overall delivery of a world-class student-athlete experience, including all functions and activities that directly impact Cal's ability to serve its student-athletes. In addition, he is the department's liaison to campus for Admissions, Financial Aid and UC State Government Relations. He also supervises indoor volleyball,

beach volleyball, field hockey, men's golf, women's soccer, softball, and women's and men's cross country and track & field.

Mellis was responsible for the supervision of Capital Projects and oversight of the successful completion of California Memorial Stadium and the Simpson Center. He was also instrumental in the restructuring of the Student-Athlete Affairs.

He received his bachelor's degree in managerial economics in 1990 and his master's in education in 1996, both from UC Davis.

CHRIS PEZMAN

**ASSOCIATE ATHLETIC DIRECTOR
OF FACILITIES, OPERATIONS AND EVENTS**



For the past 20 years, Pezman has worked in various capacities within the facility management and intercollegiate athletic industries. At Cal, he has quickly reorganized his departments to gain operational and financial efficiencies and has implemented a comprehensive work order system to appropriately maintain \$1 billion in physical assets under his purview.

Pezman also oversees Capital Projects for the Intercollegiate Athletics Department which includes the \$10 Million Haas Pavilion scoreboard and audio improvements project, \$5 Million Underhill field hockey facility, La Loma field hockey practice facility, Maxwell Field/Stadium Parking Garage and several substantial pending projects. Additionally, he is also the primary football administrator.

Prior to joining Cal, Pezman served as Assistant Athletics Director for Football Operations at his alma mater the University of Houston (where he was a football student-athlete).

He is married to the former Marisol Guillaumondegui and the couple has three children - Seth, Sydney and Sarah.

WESLEY MALLETTE

**ASSOCIATE ATHLETIC DIRECTOR
OF STRATEGIC COMMUNICATIONS**



As Associate Athletic Director for Strategic Communications, Wes Mallette is responsible for managing external communications and the overall brand reputation. His specific areas of oversight include issues and crisis management, communications on behalf of the Director of Intercollegiate Athletics, media relations and sports information, social media, brand marketing and creative services, digital and video services, fan experience, website, and shared duties with licensing, merchandising and advertising.

Prior to Cal, the 23-year strategic communications veteran served in senior corporate communications capacities for MTV Networks, Black Entertainment Television and Limited Brands, Inc. In addition, he ran his own practice handling strategic communications, issues and reputation management needs for clients such as USA Swimming, the NBA Players Association, and the UnitedHealthcare Pro Cycling Team.

Mallette holds a B.A. in Communications from James Madison University (where he was a football and track & field student-athlete) and an M.A. in Journalism from the University of Maryland. He resides in the Bay Area with his son, Houston, and daughter, Soledad.

ATHLETICS EXECUTIVES

ASHWIN PURIASSOCIATE ATHLETIC DIRECTOR OF
REVENUE GENERATION, SALES & SERVICE

Serving as Cal's Associate Athletic Director of Revenue Generation, Sales & Service, Ashwin Puri is responsible for leading all revenue generation efforts for Cal Athletics. A 16-year veteran in the sales, marketing and fundraising areas, Puri joined Cal Athletics in Feb. 2012 and was charged with creating an out-bound sales and service team, an improved customer service program and to refine the overall fan experience. His success in this capacity has led to substantial improvement in

the areas he is responsible for managing, including Cal's ticket sales and service, premium seating, advertising, licensing and CRM units. He also manages several external partnerships including partnership marketing / corporate sales, concessions and catering, licensing, merchandising and the athletics apparel partnership. Puri also serves as the sports administrator for men's basketball, baseball, men's soccer and women's lacrosse. A graduate of the University of Massachusetts Amherst, he resides in Oakland with his wife, Nikole, and son, Xavier.

JENNIFER SIMON-O'NEILLASSOCIATE ATHLETIC DIRECTOR OF INTERCOLLEGIATE
SERVICES AND SENIOR WOMAN ADMINISTRATOR

Jennifer Simon-O'Neill serves as the Associate Athletic Director & Senior Woman Administrator (SWA) for Cal Athletics. She is responsible for gender equity and Title IX, the lead sport supervisor, oversees sport administration for 28 of Cal's 30 sports and also has direct sport administration responsibility for women's basketball, women's rowing and women's swimming and diving.

Simon-O'Neill serves on the University Athletics Board (UAB), Chancellor's Council on Climate & Inclusion and the Pac-12 Council. She is also on the Board of Stewards for the Intercollegiate Rowing Association (IRA) — the national governing body for men's rowing.

Prior to her tenure with Cal, she spent six years in administrative and coaching roles at Lewis & Clark College in Portland, Oregon.

A 2002 graduate of Mount Holyoke College, Simon-O'Neill received her MBA from University of Massachusetts Amherst in 2009. She and her wife, Colleen, live in Berkeley with their son, Theodore.

JEREMY WANG

ASSOCIATE ATHLETIC DIRECTOR, DEVELOPMENT



An intercollegiate athletics administrator with revenue generating experience through sales and fundraising, Jeremy Wang is the Associate Athletic Director of Development at Cal. In this capacity, Wang is responsible for fostering a culture of philanthropy and leading the development unit forward.

Prior to his recent arrival at Cal, Wang served as the Executive Director of the Villanova Athletic Fund where he managed a comprehensive athletics development unit supporting the student-athletes at Villanova. In that capacity, Wang personally closed \$16 million in gifts and the Villanova Athletic Fund raised \$59.4 million during his four-year stint.

Wang began his career at Washington State University as the Assistant Ticket Manager. Wang is a graduate of Washington State with a B.A. in communication as well as an MBA.

Wang is married to Ivy Rae Wang and the couple has three sons: Isaac (5), Jonah (1) and Micah (1).

RYAN COBBASSOCIATE ATHLETIC DIRECTOR OF
PERFORMANCE, HEALTH & WELFARE

A 20-year veteran in sports medicine and intercollegiate athletics, Ryan Cobb coordinates all services for Cal's student-athletes, as well as helping to foster collaboration and integration between Athletics and many other campus departments and services in the areas of student welfare, health and campus life. Serving as Cal's Head Athletic Trainer since 2003, he oversees areas related to performance, health and campus life, including sports medicine, strength & conditioning, nutrition ser-

vices, risk management, student-athlete development, coordinating all medical services in conjunction with the UHS Head Team Physician and UHS Medical Director at University Health Services and liaison for the Center for Student Conduct. He also is the sports administrator of several of Cal teams including men's rowing, men's gymnastics, rugby and men's water polo. Cobb has a master's in exercise science and completed his undergraduate degree at Vanderbilt University. Cobb and his wife, Jennifer, a Cal alumna, live in Danville.

JAY LARSONASSOCIATE ATHLETIC
DIRECTOR, COMPLIANCE

Jay Larson began serving as Cal's Associate Athletic Director of Compliance in January 2015. He oversees the athletic compliance operation and serves as the athletic department's liaison to the NCAA and Pac-12 Conference for legislative and interpretive issues. He also is the sports administrator for men's tennis and women's water polo.

Prior to coming to Cal, Larson spent nearly seven years as the Associate Athletic Director of Compliance at San Diego State University and three years in the University of Minnesota Athletic Compliance Office. Larson earned a bachelor's degree in 2002 from Minnesota State University, Mankato, where he participated on the basketball team. He earned a juris doctor degree in 2005 from the University of Minnesota Law School, where he served as a managing editor of the Minnesota Law Review.

Larson is a member of the Minnesota State Bar and has served on various committees within the National Association for Athletic Compliance (NAAC). He and his wife, Mary, have a son, Kai, and reside in El Cerrito.

2014-15 ATHLETIC HIGHLIGHTS



Above, the 2015 Golden Bear rugby squad brought home its third straight national championship at the Collegiate Rugby Championships 7s. Below, the 2015 women's swimming and diving team finished with a school-record 513 points, en route to its fourth NCAA Championship in 2015.



NATIONAL TEAM CHAMPIONS

Rugby – Collegiate Rugby Championships 7s
 Women's Swimming and Diving

NCAA INDIVIDUAL CHAMPIONS

Men's Crew – Second Varsity Eight, Third Varsity Eight
 Ryan Murphy (Men's Swimming) – 100 Backstroke, 200 Backstroke
 Men's Swimming - 200 Medley Relay
 Rachel Bootsma (Women's Swimming) – 100-yard backstroke
 Missy Franklin (Women's Swimming) – 200-yard individual medley, 200-yard freestyle, 200-yard backstroke
 Women's Swimming – 200-yard free relay, 200-yard medley relay, 800-yard free relay

2014-15 DIRECTORS' CUP

Cal placed 12th in the final 2014-15 Directors' Cup standings, finishing fourth among Pac-12 schools. The Pac-12 ranked second for the most schools in the Top 25 with six. Cal has finished in the Top 20 every year since 2000.



Cal totaled 937.25 points for the year, over 50 points better than last season. Stanford came in first with 1,448 points. The other three Pac-12 schools in the Top 20 were No. 2 UCLA (1,236), No. 3 USC (1,209) and No. 13 Oregon (933.50). The Pac-12 had seven schools in the Top 30 with Washington finishing 24th (756.75), and Arizona State finishing 30th (683.30).

Five Golden Bear teams with points counting towards the standings ended the year among the top five in the country, led by the national champion women's swimming and diving team, and two teams that finished second - women's rowing and men's swimming and diving. Women's water polo came in fourth, while men's gymnastics finished fifth. Women's tennis also finished in the top 10, ending the year ranked seventh.

The Directors' Cup was developed as a joint effort between the National Association of Collegiate Directors of Athletics (NACDA) and USA Today. Points are awarded based on each institution's finish in up to 20 sports sponsored by the NCAA – 10 women's and 10 men's. The Bears do not receive points for men's crew or rugby because they are not NCAA-sponsored sports.

NATIONAL TOP-10 TEAM FINISHES

Women's Swimming & Diving – NCAA Championships (1st)
 Rugby – CRC (1st), 15s (2nd)
 Women's Crew – NCAA Championships (2nd)
 Men's Crew – IRA Championships (2nd)
 Men's Swimming & Diving – NCAA Championships (2nd)
 Women's Water Polo – No. 4 in final CWPA poll
 Men's Gymnastics – NCAA Championships (5th)
 Women's Tennis – NCAA Championships - Round of 16 (No. 7)

OTHER POSTSEASON PARTICIPANTS

Baseball – NCAA Regionals
 Women's Basketball – NCAA Second Round
 Men's Cross Country - NCAA Regionals
 Women's Cross Country - NCAA Regionals
 Men's Golf – NCAA Regionals
 Women's Golf – NCAA Championships
 Women's Gymnastics – NCAA Regionals
 Men's Soccer – NCAA Third Round
 Women's Soccer – NCAA Second Round
 Softball– NCAA Regionals
 Men's Tennis – NCAA Championships - Round of 32
 Track and Field - Individuals at NCAA Championships



Dora Antal



Missy Franklin



Bethan Knights



Justin Murphy



Ryan Murphy



Toni-Ann Williams

2014-15 ATHLETIC HIGHLIGHTS

NATIONAL COACH OF THE YEAR

Teri McKeever – Women's Swimming and Diving

NATIONAL ATHLETE OF THE YEAR

Missy Franklin – Women's Swimming and Diving
 Ryan Murphy - Men's Swimming and Diving

CONFERENCE ATHLETE OF THE YEAR

Reshanda Gray (Women's Basketball) - Pac-12 Player of the Year
 Justin Murphy (Men's Crew) - Pac-12 Athlete of the Year
 Kendall Chase (Women's Crew) – Pac-12 Athlete of the Year
 Mia Croonquist (Women's Crew) - Pac-12 Newcomer of the Year
 Toni-Ann Williams (Women's Gymnastics) - Pac-12 Freshman of the Year
 Ryan Murphy (Men's Swimming) – Pac-12 Swimmer of the Year
 Missy Franklin (Women's Swimming) - Pac-12 Swimmer of the Year
 Luca Cupido (Men's Water Polo) – MPSF Newcomer of the Year

TEAM CONFERENCE CHAMPIONS

Rugby (PAC Rugby Conference Champions) 7s/15s
 Women's Swimming and Diving (Pac-12 Champions)
 Women's Crew (Pac-12 Champions)

CONFERENCE COACH OF THE YEAR

Al Acosta – (Pac-12) Women's Crew
 Teri McKeever – (Pac-12) Women's Swimming and Diving

INDIVIDUAL CONFERENCE CHAMPIONS

Women's Crew (Pac-12) – Varsity Eight
 Ryan Murphy (Men's Swimming and Diving) – 100 Backstroke, 200 Backstroke
 Long Gutierrez (Men's Swimming and Diving) - 200 fly
 Josh Prenot (Men's Swimming and Diving) - 400 IM
 Seth Stubblefield (Men's Swimming and Diving) - 100 fly
 Men's Swimming and Diving - 200 free relay
 Men's Swimming and Diving - 200 medley relay
 Rachel Bootsma (Women's Swimming and Diving) – 100-yard backstroke
 Missy Franklin (Women's Swimming and Diving) – 200-yard individual medley, 200-yard freestyle, 200-yard backstroke
 Celina Li (Women's Swimming and Diving) – 400-yard individual medley
 Farida Osman (Women's Swimming and Diving) – 50-yard freestyle
 Cierra Runge (Women's Swimming and Diving) – 500-yard freestyle, 1650-yard freestyle
 Noemie Thomas (Women's Swimming and Diving) – 200-yard butterfly
 Women's Swimming and Diving – 200-yard medley relay, 200-yard free relay, 800-yard free relay

FIRST TEAM ALL-CONFERENCE

Chris Paul (Pac-12) – Baseball
 Lucas Erceg (Pac-12) - Baseball
 Daulton Jefferies (Pac-12) - Baseball
 Tyrone Wallace (Pac-12) – Men's Basketball
 Brittany Boyd (Pac-12) – Women's Basketball
 Reshanda Gray (Pac-12) – Women's Basketball
 Justin Murphy (Pac-12) – Men's Crew
 Martin Mackovic (Pac-12) – Men's Crew
 Natan Wegrzycki-Szymczyk (Pac-12) – Men's Crew
 Kendall Chase (Pac-12) – Women's Crew
 Jacinta Edmunds (Pac-12) – Women's Crew
 Lindsay Meltz (Pac-12) - Women's Crew

Ingvild Roenningan (Pac-12) Women's Crew
 Bethan Knights (Pac-12) – Women's Cross Country
 Clara Goni (NorPac) – Field Hockey
 Lara Kruggel (NorPac) – Field Hockey
 Toni-Ann Williams (Pac-12) – Women's Gymnastics
 Connor Hallisey (Pac-12) – Men's Soccer
 Stefano Bonomo (Pac-12) – Men's Soccer
 Seth Casiple (Pac-12) - Men's Soccer
 Cheyenne Cordes (Pac-12) – Softball
 Danielle Henderson (Pac-12) – Softball
 Klara Fabikova (Pac-12) – Women's Tennis
 Maegan Manasse (Pac-12) – Women's Tennis
 Andre Goransson (Pac-12) – Men's Tennis
 Dora Antal (MPSF) – Women's Water Polo
 Roser Tarrago (MPSF) - Women's Water Polo

2014-15 CAL ALL-AMERICANS

WOMEN'S BASKETBALL

Brittany Boyd
 Reshanda Gray

WOMEN'S CREW

Kendall Chase
 Inger Kavlie
 Lindsay Meltz
 Ingvild Roenningan
 Jacinta Edmunds

MEN'S CROSS COUNTRY

Chris Walden

WOMEN'S CROSS COUNTRY

Bethan Knights

MEN'S GYMNASTICS

Kevin Wolting
 Kyle Zemeir
 Ryan Patterson

WOMEN'S GYMNASTICS

Toni-Ann Williams

MEN'S SOCCER

Connor Hallisey

SOFTBALL

Cheyenne Cordes

MEN'S SWIMMING & DIVING

Ryan Murphy
 Chuck Katis
 Justin Lynch
 Tyler Messerschmidt
 Seth Stubblefield
 Josh Prenot
 Trent Williams
 Adam Hinshaw
 Long Gutierrez
 Jacob Pebley
 Will Hamilton
 Fabio Gimondi

WOMEN'S

SWIMMING & DIVING

Rachael Acker
 Kaylin Bing
 Rachel Bootsma
 Camille Cheng
 Missy Franklin
 Marina Garcia
 Melanie Klaren
 Celina Li
 Jasmine Mau
 Kelly Naze
 Farida Osman
 Elizabeth Pelton
 Caroline Piehl
 Cierra Runge
 Noemie Thomas

WOMEN'S TENNIS

Maegan Manasse
 Zsofi Susanyi
 Klara Fabikova
 Denise Starr

MEN'S TRACK & FIELD

Walt Jones

VOLLEYBALL

Lillian Schonewise

MEN'S WATER POLO

Aleksa Saponjic
 Luca Cupido
 Colin Mulcahy
 Jon Sibley

WOMEN'S WATER POLO

Dora Antal
 Roser Tarrago
 Anna Illes
 Kelly McKeever

2014-15 ACADEMIC ALL-CONFERENCE

BASEBALL

Nick Halamandaris (1st team)
Jesse Kay (1st team)
Chris Muse-Fisher (1st team)
Chris Paul (HM)
Devin Pearson (HM)
Sean Peters (HM)

MEN'S BASKETBALL

Sam Singer (HM)
Roger Moute a Bidiás (HM)

MEN'S CREW

Jack Kornfeld (1st team)
Erin Alexander (2nd team)
Demetrius Baefsky (2nd team)
Morgan Hellen (2nd team)
Trevor Russell (2nd team)
Jason Stroud (2nd team)
Stephen Tuck (2nd team)
Jordan Vanderstoep (2nd team)
James Edwards (HM)
Kyle Flagg (HM)
Christian Kader (HM)
Nicholas McCutcheon (HM)
Justin Murphy (HM)
Nathan Smith (HM)

WOMEN'S CREW

Cara Bohmann (1st team)
Kendall Chase (1st team)
Camilla Gardiner (1st team)
Vanessa Gerber (1st team)
Charlotte Passot (1st team)
Sarah Schwartz (2nd team)
Danielle Struck (2nd team)
Madeleine Wolf (2nd team)
Franny Wood (2nd team)
Sarah Stoker (HM)
Lindsay Meltz (HM)
Rowan McKellar (HM)
Sydney Clark (HM)
Kendall Ritter (HM)
Victoria Jorgensen (HM)
Charlotte Siering (HM)
Johanna Roth (HM)
Hailey Drangsholt (HM)

MEN'S CROSS COUNTRY

William Contreras (2nd team)
Trent Brendel (HM)
Thomas Joyce (HM)
Seamus Land (HM)
Leland Later (HM)
Josh Lewis (HM)
Evan Malone-White (HM)

WOMEN'S CROSS COUNTRY

Ashlyn Dadkhah (HM)
Sydney Gray (HM)
Samantha Ralstin (HM)
Mariel Mendoza (HM)

FIELD HOCKEY

Emily Catan
Andrea Earle
Courtney Hendrickson
Nicole Henriksson

MEN'S GOLF

Shotaro Ban (HM)
Keelan Kilpatrick (HM)

WOMEN'S GOLF

Carly Childs
Lucia Gutierrez
Pauline Loulier

MEN'S GYMNASTICS

Kevin Tran
Kevin Wolting
Ryan Patterson

WOMEN'S GYMNASTICS

Dana Ho (HM)
Zoe Draghi (HM)

LACROSSE

Sasha Anielski
Michaela Bird
Gaby Christman
Casey Reid
Brittany Ward
Lizz Lavie
Michele DeVincent
Charlotte Biffar
Bella Huther
Sara Nolte
Caroline Schlegel
Megan Gray
Wheatley Raabe

RUGBY

Henry Baylor
Kenny Bruzzone
Michael Bush
Jesse Milne
Spencer Morris
James Kondrat
Anthony Kosinski
Sam Weston Welch

MEN'S SOCCER

Omid Jalali (1st team) -
Scholar Athlete of the Year
Max Oldham (1st team)
Christian Thierjung (1st team)

Connor Hallisey (2nd team)
Seth Casiple (HM)
Dylan Serrano (HM)
Matt Chasman (HM)

WOMEN'S SOCCER

Thelma Einarsdottir (2nd team)
Celeste Boureille (HM)
Taylor Comeau (HM)
Karly Graf (HM)
Lorin Hom (HM)
Kory Lamet (HM)
Grace Leer (HM)
Arielle Ship (HM)
Alexa Vandevanter (HM)
Samantha Witteman (HM)

SOFTBALL

Mary Lee (1st team)
Danielle Henderson (HM)
Alleah Laxamana (HM)
Kylie Reed (HM)
Katie Sutherland-Finch (HM)
Stephanie Trzcinski (HM)

MEN'S SWIMMING AND DIVING

Henry Chung (1st team)
Ryan Murphy (1st team)
Sven Campbell (2nd team)
Jeremie DeZwirek (2nd team)
Fabio Gimondi (2nd team)
Sam Metz (2nd team)
Jacob Pebley (2nd team)
Jesse Ryckman (2nd team)
Janardan Burns (HM)
Jonathan Fiepke (HM)
Dane Stassi (HM)
Trent Williams (HM)

WOMEN'S SWIMMING AND DIVING

Rachael Acker (1st team)
Camille Cheng (2nd team)
Missy Franklin (2nd team)
Kelly Naze (2nd team)
Caroline Piehl (2nd team)
Kristen Vredevelde (2nd team)
Kaylin Bing (HM)
Rachel Bootsma (HM)
Eva Greene (HM)
Anne Kastler (HM)
Melanie Klaren (HM)
Celina Li (HM)
Taylor Nanfria (HM)
Elizabeth Pelton (HM)
Eleanor Smart (HM)
Hayden Tavoda (HM)

MEN'S TENNIS

Gregory Bayane (1st team)
Oskar Wikberg (1st team)
Chase Melton (2nd team)
Mads Engsted (HM)
Andre Goransson (HM)

WOMEN'S TENNIS

Cecilia Estlander (2nd team)
Lynn Chi (HM)
Maegan Manasse (HM)

MEN'S TRACK & FIELD

Thomas Joyce (1st team)
Scott Esparza (HM)
Eugene Hamilton III (HM)
Collin Jarvis (HM)
Leland Later (HM)
Josh Lewis (HM)
Andrew Scholnick (HM)

WOMEN'S TRACK & FIELD

Tara Lookabaugh (HM)
Sam Ralstin (HM)
Victoria Rische (HM)
Mariel Mendoza (HM)

VOLLEYBALL

Christina Higgins (2nd team)
Mary McKennon (HM)
Lara Vukasovic (HM)
Sarah Cole (HM)
Alyssa Jensen (HM)
Maddy Kerr (HM)

MEN'S WATER POLO

Aleksa Saponjic
Jon Sibley
Luka Ivanovic
Matt Russel
Blake Kelly
Thomas Agramonte
Colin Mulcahy
JD Ratchford

WOMEN'S WATER POLO

Roser Tarrago
Kelly McKee
Michelle Caron
Molly Quinn
Pippa Saunders
Brooke Vowell
Stephanie Mutafyan
Genevieve Weed
Madeline Trabucco

2014 ACADEMIC ALL-CONFERENCE (FOOTBALL)



Chris Adcock
(1st team)



Caleb Coleman
(1st team)



Griffin Piatt
(1st team)



Alejandro Crosthwaite
(2nd team)



Brennan Scarlett
(2nd team)



Cameron Walker
(2nd team)



Todd Barr
(HM)



James Langford
(HM)



Cole Leininger
(HM)



Hardy Nickerson
(HM)



Drake Whitehurst
(HM)

TRADITIONS & SPIRIT

BEARENTS

Initiated in the fall of 1986, Cal Bearents has grown from an idea of six people into an organization numbering in the hundreds. Proud moms, dads, siblings, aunts, uncles, cousins, grandparents, in-laws and friends all gather together to share the Cal football experience with the players.

Because no one understands the triumphs and tribulations in a student-athlete's season as thoroughly as family and friends do, all Bearents share a special bond. Regardless of whether their player plays in a starring or supporting role, Bearents consistently provide a network of support for the players and each other. In addition to extending an open invitation for all players to join family and friends for postgame barbecues after each home game, Bearents also participate in and coordinate various other events throughout the year with Cal alumni and Bear Backers.

BIG C

The Big C is located on Charter Hill above Memorial Stadium and was constructed in 1905 by the classes of 1907 and 1908. The road up to the Big C was built in 1916 by the male members of the Cal student body in three-and-a-half hours, using 2,000 picks and shovels that were donated by the Southern Pacific Railroad. The Rally Committee became the custodians and guardians of the Big C sometime after 1952. Since then, the Committee has been in charge of painting the C and protecting it from vandalism.

THE BIG GAME

The Big Game held annually between Cal and Stanford is tied for the sixth-longest active running series in college football and tied for the ninth-longest series overall with the 118th edition to be played at Stanford Stadium in 2015. The Stanford Axe is a trophy awarded to the winner.

Included in The Big Game tradition is "The Play," which was a five-lateral, 57-yard kickoff return with no time remaining that lifted Cal to a 25-20 victory in the 1982 Big Game and considered by many to be the most famous play in the history of college football.

For more information on The Big Game, visit page 70.

BLUE AND GOLD

Official colors of the University of California were established at Berkeley in 1868. The colors were chosen by the University's founders, who were mostly Yale men who had come West. They selected gold as a color representing the "Golden State" of California. The blue was selected from Yale blue. Cal teams have donned the blue and gold since the beginning of intercollegiate athletic competition in 1882.

CAL BAND

The University of California Marching Band has been a tradition for 125 years, exemplifying many of the best aspects of student life at one of the nation's most prestigious public universities. It boasts over 200 members, a student-run management and a unique high-step marching style, all of

which combine to make it one of the most singular bands of its kind.

Formed as the R.O.T.C. Cadet Band in 1889, the Cal Band adopted its present name in 1923. It has performed across the country and around the world at such events as the Brussels World Fair in 1958, Expo '70 in Japan and a Bicentennial Tour of the United States in 1976. In 1980, the Band took to the stage with the San Francisco Ballet, and it was the official state band for the city's welcome to Queen Elizabeth II and Prince Philip of Great Britain in 1983.

CAL SPIRIT GROUPS

The Cal Spirit groups are responsible for promoting all spirit-related activities and are active at home events, as well as many away contests. They act as ambassadors of the University by assisting with alumni functions, fundraising events and other occasions.

The Rally Committee, the oldest student group on campus, upholds school spirit and tradition. Above and beyond producing all rallies on campus, Rally Com is responsible for maintaining the Big C, displaying the California banner, the Cal flags, and constructing and executing card stunts at football games. Cal Cheerleading is an integral part of Cal Spirit! You can see the cheerleaders at all football games, men's and women's basketball, volleyball and other events.

The Cal Dance Team dances to traditional Cal fight songs and Cal Band rock songs. During the football season, they perform on a platform that is elevated off the football field. They participate as well in various rallies, alumni and community events.

Cal Mic Men are student leaders of the rooting sections at all Cal sporting events. In addition, they emcee at rallies, alumni and community events.

Oski, the official mascot of the University of California, has been a tradition at the school since making his debut during the 1941 football season. Prior to his arrival, live mascots were used at Memorial Stadium with varying degrees of success. It was decided in 1940 that a costumed mascot would make a more suitable alternative to a live bear. Oski's identity is unknown to everyone, with the exception of the committee.

CALIFORNIA LETTERMAN'S CLUB

Cal's football alumni association, the California Letterman's Club, is an active organization that supports the Golden Bear football program. Formerly known as the Sons of California, the group was created several years ago to continue the relationships that were forged on the football field. Each year, the Letterman's Club has a reunion at a home game and holds a fundraising golf tournament in the spring. In addition, the club sponsors a reception at the end of the year for graduating football players and honor a deserving alumnus with the Glenn T. Seaborg Award named for the renowned Nobel laureate and former University of California chancellor.

CALIFORNIA VICTORY CANNON

The California Victory Cannon was presented to the Rally Committee in time for the 1963 Big Game by the class of 1964. At home games in Berkeley,

it is shot off at the beginning of each game, after each score and after each Cal victory. Only once, against Pacific on Sept. 7, 1991, did the Bears score too many times, racking up 12 touchdowns before the cannon ran out of ammunition. The cannon, which was originally kept on the sidelines, has been mounted on Tightwad Hill above Memorial Stadium since 1971. In 2011, the cannon was present for home games at AT&T Park but was not fired due to clearance regulations.

CARD STUNTS

The Cal student section, located at the 50-yard line on the east side of the stadium, is credited with establishing one of the most time-honored traditions in college football with its card stunt performances. Cal began this activity for the 1910 "Big Game," a rugby match between Cal and Stanford. The original stunts performed that afternoon depicted the Stanford Axe and a big blue "C" formed on a white background.

The tradition has been a crowd favorite at Memorial Stadium as several times each season Cal students perform as many as 10 different stunts, using more than 5,000 cards. The painstaking process of plotting the positions of the cards, which once took days to complete, is now aided by computers that add to the precision of the images produced in the card section.

GOLDEN BEARS

In 1895, the University of California track and field team was the dominant power on the West Coast and decided to challenge several of the top teams in the Midwest and East on an eight-meet tour that is now credited by many historians as putting Cal Athletics onto the national scene. As a symbol of the University, regent Arthur Rodgers, class of 1872, commissioned a blue silk banner emblazoned with a golden grizzly bear, the symbol of the state of California. The banner was carried by the team on its successful tour, which saw them win five of the eight competitions. Cal Athletics fans were so ecstatic over the team's performance that professor Charles Mills Gayley was inspired to write the song "The Golden Bear." Cal's athletic teams have been known as the Golden Bears ever since.

MARCH TO VICTORY

Cal began a new "tradition" in the fall of 2002 with the March to Victory. Approximately two-and-a-half hours before kickoff of each home game, the Spirit Groups form a human tunnel on the grand staircase just outside the north tunnel of Memorial Stadium to cheer on the team as it exits the buses to march into the locker room.

OSKI

The official mascot of the University of California, has been a tradition at the school since making his debut during the 1941 football season. Prior to his arrival, live mascots were used at Memorial Stadium with varying degrees of success. It was decided in 1940 that a costumed mascot would make a more suitable alternative to a live bear. Oski's identity is unknown to everyone, with the exception of the committee.

TRADITIONS & SPIRIT

PAPPY'S BOYS

Founded in 1986, Pappy's Boys is an organization of more than 500 former Golden Bears who played under legendary Cal football coach Lynn "Pappy" Waldorf. Not only does the group get together to relive the success of the Cal teams during the Waldorf era, but it also supports the current program in many ways. Recent efforts include establishing a \$400,000 endowment for football scholarships and raising funds for two of the most recent additions to campus statuary: that of Waldorf kneeling near Faculty Glade and the giant grizzly bear by Memorial Stadium. Waldorf compiled a 67-32-4 record as head coach at Cal from 1947-56. For the 1948-50 seasons, Waldorf guided the Bears to a 39-3-1 record and three consecutive Rose Bowls. He was inducted into the National Football Foundation Hall of Fame in 1966 and into the Cal Athletic Hall of Fame in 1987. In the late 1990s, Pappy's Boys produced a book, "Pappy's Boys, The Rose Bowl Years: A Legacy of Winning," which was edited by Sports Illustrated writer Ron Fimrite and produced by former Cal quarterback Dick Erickson. This past spring, the group unveiled the Lynn O. Waldorf Seating Area and Pappy's Bench by Gate 4 at Memorial Stadium. The area of rest, contemplation and gathering, a gift of Pappy's Boys in memory

of Cal's coach and mentor, is dedicated to Golden Bear student-athletes. It recognizes their pursuit of excellence in academics, athletics and life.

SONGS OF CAL

While through the years Cal has collected numerous songs that are popular with its alumni and fans alike, two songs are regularly heard during the team's football games. Those songs include the familiar fight song entitled "Big C," a brisk marching tune composed by N.S. McLaren and H.P. Williams of the class of 1914. The other is the Cal alma mater, "Hail to California," written and composed by Clinton R. "Brick" Morse, class of 1896.

TIGHTWAD HILL

For decades, enterprising Golden Bear fans have hiked to Tightwad Hill high above the northeast corner of Memorial Stadium. Not only does the perch provide a free look at the action on the field, but it also offers a spectacular view of San Francisco Bay and many of the area bridges to the west.

HAIL TO CALIFORNIA

Hail to California, Alma Mater Dear
Sing the joyful chorus, Sound it far and near.
Rallying 'round her banner, We will never fail.
California Alma Mater, Hail! Hail! Hail!

BIG C

California!
On our rugged Eastern foothills, stands
our symbol clear and bold.
Big C means to fight and strive and win for
Blue and Gold.
Golden Bear is ever watching. Day by day
he prowls.
And when he hears the tread of lowly
Stanford Red, from his lair he fiercely
growls!
(Yell: Gr-rr-rah, Gr-rr-rah, Gr-r, r-r-r, r-r-rah!)



Cal Director of Athletics Mike Williams speaks at the Lynn O. Waldorf Seating Area Dedication on April 18, 2015 at California Memorial Stadium.

PAC-12 COMPOSITE & BOWL SCHEDULES
WEEK 1: SEPT. 5

UTSA at Arizona (Thu., Sept. 3)
 Michigan at Utah (Thu., Sept. 3)
 Arizona State vs. Texas A&M
 Arkansas State at USC
 Virginia at UCLA
 Colorado at Hawai'i
 Eastern Washington at Oregon
 Weber State at Oregon State
 Washington at Boise State
 Portland State at Washington State
Grambling State at California
 Stanford at Northwestern

WEEK 2: SEPT. 12

Arizona at Nevada
 Cal Poly at Arizona State
 Idaho at USC
 UCLA at UNLV
 UMass at Colorado
 Utah State at Utah
 Oregon at Michigan State
 Oregon State at Michigan
 Sacramento State at Washington
 Washington State at Rutgers
San Diego State at California
 Central Florida at Stanford

WEEK 3: SEPT. 19

Northern Arizona at Arizona
 New Mexico at Arizona State

Stanford at USC
 BYU at UCLA
 Colorado vs. Colorado State
 Utah at Fresno State
 Georgia State at Oregon
 San Jose State at Oregon State
 Utah State at Washington
 Wyoming at Washington State
California at Texas

WEEK 4: SEPT. 26

Stanford at Oregon State (Fri., Sept. 25)
 UCLA at Arizona
 USC at Arizona State
 Nicholls State at Colorado
 Utah at Oregon
California at Washington

WEEK 5: OCT. 3

Arizona at Stanford
 Arizona State at UCLA
 Oregon at Colorado
Washington State at California

WEEK 6: OCT. 10

Washington at USC (Thu., Oct. 8)
 Oregon State at Arizona
 Colorado at Arizona State
California at Utah
 Washington State at Oregon

WEEK 7: OCT. 17

UCLA at Stanford (Thu., Oct. 15)
 Arizona at Colorado
 Arizona State at Utah
 USC at Notre Dame
 Oregon at Washington
 Oregon State at Washington State

WEEK 8: OCT. 24

California at UCLA (Thu., Oct. 22)
 Washington State at Arizona
 Utah at USC
 Colorado at Oregon State
 Washington at Stanford

WEEK 9: OCT. 31

Oregon vs. Arizona State (Thu., Oct. 29)
 Arizona at Washington
USC at California
 Colorado at UCLA
 Oregon State at Utah
 Stanford at Washington State

WEEK 10: NOV. 7

Arizona at USC
 Arizona State at Washington State
 UCLA at Oregon State
 Stanford at Colorado
 Utah at Washington
California at Oregon

WEEK 11: NOV. 14

USC at Colorado (Fri., Nov. 13)
 Utah at Arizona
 Washington at Arizona State
 Washington State at UCLA
 Oregon at Stanford
Oregon State at California

WEEK 12: NOV. 21

Arizona at Arizona State
 USC at Oregon
 UCLA at Utah
 Colorado at Washington State
 Washington at Oregon State
California at Stanford

WEEK 13: NOV. 28

Oregon State at Oregon (Fri., Nov. 27)
 Washington State at Washington (Fri., Nov. 27)
Arizona State at California
 UCLA at USC
 Colorado at Utah
 Notre Dame at Stanford

WEEK 14: DEC. 5

Pac-12 Championship Game
 @ Game played at Levi's® Stadium -
 Santa Clara, CA

2015-16 COLLEGE BOWL SCHEDULE (TENTATIVE)

Bowl Game	Date, Time (ET)	Site	Matchup	TV
Autonation Cure	Dec. 19, 12:00 p.m.	Orlando, FL	American vs. Sun Belt	CBSSN
Gildan New Mexico	Dec. 19, 2:00 p.m.	Albuquerque, NM	C-USA vs. MWC	ESPN
Royal Purple Las Vegas	Dec. 19, 3:30 p.m.	Las Vegas, NV	Pac-12 vs. MWC/BYU	ABC
Raycom Media Camellia	Dec. 19, 5:30 p.m.	Montgomery, AL	MAC vs. Sun Belt	ESPN
R+L Carriers New Orleans	Dec. 19, 9:00 p.m.	New Orleans, LA	MWC vs. Sun Belt	ESPN
Miami Beach	Dec. 21, 2:30 p.m.	Miami, FL	C-USA vs. The American	ESPN
Famous Idaho Potato	Dec. 22, 3:30 p.m.	Boise, ID	MAC vs. MWC	ESPN
Boca Raton	Dec. 22, 7:00 p.m.	Boca Raton, FL	The American vs. MAC	ESPN
San Diego County CU Poinsettia	Dec. 23, 4:30 p.m.	San Diego, CA	Army vs. MWC	ESPN
GoDaddy	Dec. 23, 8:00 p.m.	Mobile, AL	Sun Belt vs. MAC	ESPN
Popeyes Bahamas	Dec. 24, 12:00 p.m.	Nassau, Bahamas	MAC vs. C-USA	ESPN
Hawai'i	Dec. 24, 8:00 p.m.	Honolulu, HI	American vs. MWC/BYU	ESPN
St. Petersburg	Dec. 26, 11:00 a.m.	St. Petersburg, FL	The American vs. ACC	ESPN
Hyundai Sun	Dec. 26, 2:00 p.m.	El Paso, TX	ACC/Notre Dame vs. Pac-12	CBS
Zaxby's Heart of Dallas	Dec. 26, 2:20 p.m.	Dallas, TX	C-USA vs. Big 12	ESPN
New Era Pinstripe	Dec. 26, 3:30 p.m.	Bronx, NY	Big Ten vs. ACC/Notre Dame	ABC
Independence	Dec. 26, 5:45 p.m.	Shreveport, LA	ACC/Notre Dame vs. SEC	ESPN
Foster Farms	Dec. 26, 9:15 p.m.	Santa Clara, CA	Pac-12 vs. Big Ten	ESPN
Military	Dec. 28, 2:30 p.m.	Annapolis, Md.	ACC/Notre Dame vs. American	ESPN
Quick Lane	Dec. 28, 5:00 p.m.	Detroit, MI	Big Ten vs. ACC/Notre Dame	ESPN2
Lockheed Martin Armed Forces	Dec. 29, 2:00 p.m.	Fort Worth, TX	Big Ten vs. MWC	ESPN
Russell Athletic	Dec. 29, 5:30 p.m.	Orlando, FL	Big 12 vs. ACC/Notre Dame	ESPN
AdvoCare Texas	Dec. 29, 9:00 p.m.	Houston, TX	Big 12 vs. SEC	ESPN
Arizona	Dec. 29, TBA	Tucson, AZ	C-USA vs. MWC	ESPN
Birmingham	Dec. 30, 12:00 p.m.	Birmingham, AL	SEC vs. American	ESPN
Belk	Dec. 30, 3:30 p.m.	Charlotte, NC	ACC/Notre Dame vs. SEC	ESPN
Franklin American Mortgage Music City	Dec. 30, 7:00 p.m.	Nashville, TN	SEC vs. ACC/Notre Dame or Big Ten	ESPN
National University Holiday	Dec. 30, 10:30 p.m.	San Diego, CA	Pac-12 vs. Big 12	ESPN
Chick-fil-A Peach	Dec. 31, 12:00 p.m.	Atlanta, GA	A-L vs. A-L	ESPN
Goodyear Cotton	Dec. 31 4 or 8:00 p.m.	Arlington, TX	Playoff Semifinal	ESPN
Capital One Orange	Dec. 31 4 or 8:00 p.m.	Miami Gardens, FL	Playoff Semifinal	ESPN
Outback	Jan. 1, 12:00 p.m.	Tampa, FL	Big Ten vs. SEC	ESPN2
Buffalo Wild Wings Citrus	Jan. 1, 1:00 p.m.	Orlando, FL	SEC vs. Big Ten	ABC
Fiesta	Jan. 1, 1:00 p.m.	Glendale, AZ	A-L vs. A-L	ESPN
Rose	Jan. 1, 5:00 p.m.	Pasadena, CA	Big Ten vs. Pac-12	ESPN
Allstate Sugar	Jan. 1, 8:30 p.m.	New Orleans, LA	Big 12 vs. SEC	ESPN
TaxSlayer	Jan. 2, 12:00 p.m.	Jacksonville, FL	ACC/Notre Dame or Big Ten vs. SEC	ESPN
AutoZone Liberty	Jan. 2, 3:20 p.m.	Memphis, TN	Big 12 vs. SEC	ESPN
Valero Alamo	Jan. 2, 6:45 p.m.	San Antonio, TX	Pac-12 vs. Big 12	ESPN
Cactus	Jan. 2, 10:15 p.m.	Tempe, AZ	Big 12 vs. Pac-12	ESPN
College Football Championship	Jan. 11, 8:30 p.m.	Glendale, AZ	National Championship	ESPN



Since it opened in the fall of 1923, California Memorial Stadium has produced scores of unforgettable memories for generations of Golden Bears. From the Wonder Teams of the 1920s to the Pappy Waldorf years mid-century to the recent success of consistently producing among the most NFL players of any program in the country, the facility has treated fans of all ages to many of the greatest moments in the history of Cal football. It stands as one of the most enduring symbols of the University of California campus and has served as a gathering point for students, alumni, faculty, staff and other supporters for nearly a century.

Now in its fourth season following a \$321 million renovation that brought the historic building up to modern standards, Kabam Field at California Memorial Stadium provides the hundreds of thousands of people who visit and partake in games every year an enjoyable and modern environment - all while maintaining the architecture and character of the celebrated and historic stadium.



Founded in the wake of the gold rush by leaders of the newly established 31st state in 1868, the University of California's flagship campus at Berkeley has become one of the preeminent universities in the world.



2015 CALIFORNIA FOOTBALL



VS. GRAMBLING ST.
SAT, SEP 5



***@ UCLA**
THU, OCT 22



VS. SAN DIEGO ST.
SAT, SEP 12



***VS. USC**
SAT, OCT 31



@ TEXAS
SAT, SEP 19



***@ OREGON**
SAT, NOV 7



***@ WASHINGTON**
SAT, SEP 26



***VS. OREGON ST.**
SAT, NOV 14



***VS. WASHINGTON ST.**
SAT, OCT 3



***@ STANFORD**
SAT, NOV 21



***@ UTAH**
SAT, OCT 10



***VS. ARIZONA ST.**
SAT, NOV 28



Home Games in Gold | *Pac-12 Game
Check CalBears.com for the latest on kickoff times
and television broadcast information

CALBEARS.COM (800) GO BEARS