



FIRST RELEASE



Users are kindly requested to mention the data source

YEAR X

SARAJEVO, 22.02.2017.

NUMBER 11

TOURISM STATISTICS

Cumulative data, January – December 2016

In the period from January – December 2016 tourists realised 1,148,530 tourists arrivals which represent the increase by 11.6% and 2,376,743 overnight stays which is increase by 10.9% as compared to the same period of 2015.

The number of domestic tourist nights increased by 2.5% and number of foreign tourist nights increased by 15.1% as compared to the same period of 2015. Domestic tourist's share of total number of overnight stays was 30.9% and foreign tourists share was 69.1%.

Concerning the structure of foreign tourist nights, most of them (49.0%) were realised by tourists from Croatia (11.9%), Serbia (8.4%), Turkey (8.1%), Italy (6.5%), Slovenia (6.0%), Poland (4.1%) and Germany (4.0%). Tourists from other countries realised 51.0% of tourist nights.

Regarding the average detention of foreign tourist stays, on the first place comes Malta with average stay of 5.5 nights, South Africa with 3.9 nights, Ireland with 3.5 nights and Lithuania and Kuwait by 3.4 nights.

According to the type of accommodation facility the highest number of nights was recorded in Hotels and similar accommodation with share of 92.4%.

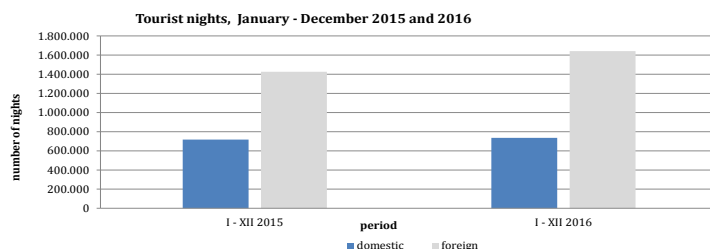


Table 1 : Tourist arrivals and nights

	ARRIVALS			NIGHTS			I - XII 2016	
	I - XII 2015	I-XII 2016	Indices $\frac{I-XII\ 2016}{I-XII\ 2015}$	I - XII 2015	I -XII 2016	Indices $\frac{I-XII\ 2016}{I-XII\ 2015}$	Structure of nights %	Average number of nights by arrivals
TOTAL	1,029,000	1,148,530	111.6	2,143,118	2,376,743	110.9	100.0	2.1
Domestic tourist	350,729	371,641	106.0	717,357	735,322	102.5	30.9	2.0
Foreign tourist	678,271	776,889	114.5	1,425,761	1,641,421	115.1	69.1	2.1

Foreign tourist nights by country of residence January - December 2015 and 2016

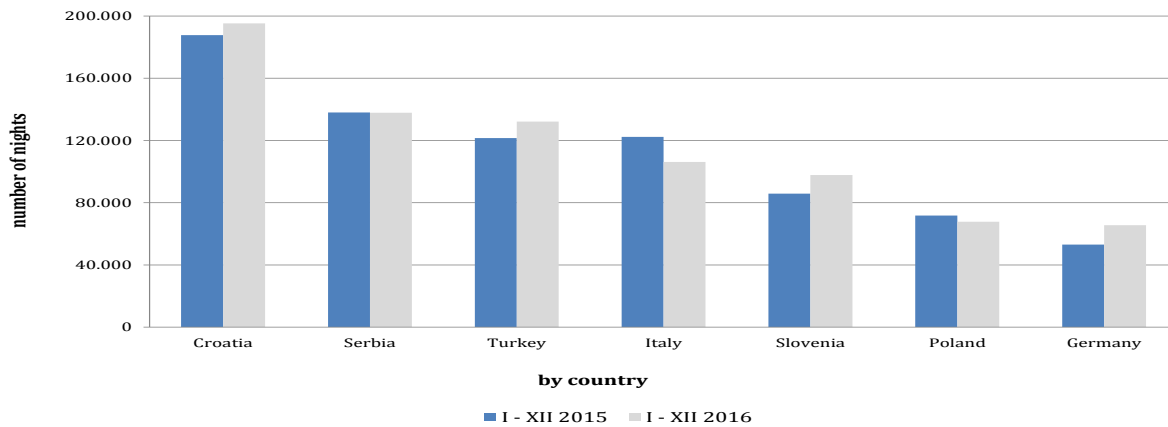


Table 2 : Foreign tourist arrivals and nights by country of residence

	ARRIVALS			NIGHTS			I - XII 2016	
	I - XII 2015	I -XII 2016	Indices $\frac{I-XII\ 2016}{I-XII\ 2015}$	I - XII 2015	I -XII 2016	Indices $\frac{I-XII\ 2016}{I-XII\ 2015}$	Structure of nights %	Average number of nights by arrivals
TOTAL	678,271	776,889	114.5	1,425,761	1,641,421	115.1	100.0	2.1
Albania	2,927	3,646	124.6	5,694	6,694	117.6	0.4	1.8
Austria	18,911	20,684	109.4	35,015	39,002	111.4	2.4	1.9
Belgium	3,867	3,688	95.4	8,603	9,045	105.1	0.6	2.5
Bulgaria	6,314	6,561	103.9	11,167	11,541	103.3	0.7	1.8
Montenegro	10,442	12,271	117.5	23,952	29,521	123.3	1.8	2.4
Czech Republic	5,074	5,048	99.5	10,655	9,917	93.1	0.6	2.0
Denmark	3,027	3,282	108.4	6,891	8,112	117.7	0.5	2.5
Estonia	341	406	119.1	727	810	111.4	0.0	2.0
Finland	1,821	1,630	89.5	3,660	3,241	88.6	0.2	2.0
France	15,698	14,056	89.5	49,119	39,598	80.6	2.4	2.8
Greece	5,633	6,212	110.3	11,420	12,354	108.2	0.8	2.0
Netherlands	8,617	9,991	115.9	18,223	24,849	136.4	1.5	2.5
Croatia	84,058	86,054	102.4	187,786	195,267	104.0	11.9	2.3
Ireland	3,677	3,398	92.4	10,074	11,813	117.3	0.7	3.5
Iceland	223	249	111.7	544	695	127.8	0.0	2.8

(continued on next page)

(continued)

	ARRIVALS			NIGHTS			I - XII 2016	
	I - XII 2015	I - XII 2016	Indices <u>I - XII 2016</u> I - XII 2015	I - XII 2015	I - XII 2016	Indices <u>I - XII 2016</u> I - XII 2015	Structure of nights %	Average number of nights by arrivals
Italy	50,346	41,923	83.3	122,319	106,166	86.8	6.5	2.5
Cyprus	399	800	200.5	937	1,229	131.2	0.1	1.5
Latvia	792	624	78.8	2,376	1,627	68.5	0.1	2.6
Lithuania	1,383	1,021	73.8	2,545	3,508	137.8	0.2	3.4
Luxembourg	302	458	151.7	598	1,021	170.7	0.1	2.2
Hungary	8,187	9,665	118.1	18,007	19,142	106.3	1.2	2.0
FYR of Macedonia	6,629	7,407	111.7	12,332	15,869	128.7	1.0	2.1
Malta	687	575	83.7	3,946	3,158	80.0	0.2	5.5
Norway	4,133	3,851	93.2	9,441	8,640	91.5	0.5	2.2
Germany	25,516	28,979	113.6	53,113	65,536	123.4	4.0	2.3
Poland	31,681	31,530	99.5	71,706	67,793	94.5	4.1	2.2
Portugal	1,111	2,038	183.4	1,918	3,236	168.7	0.2	1.6
Romania	3,197	4,337	135.7	6,830	9,796	143.4	0.6	2.3
Russian Federation	3,395	3,961	116.7	7,712	8,296	107.6	0.5	2.1
Slovakia	2,620	2,336	89.2	5,327	4,714	88.5	0.3	2.0
Slovenia	45,635	50,488	110.6	85,821	97,769	113.9	6.0	1.9
Serbia	66,473	69,255	104.2	138,009	137,822	99.9	8.4	2.0
Spain	9,369	8,369	89.3	17,406	18,219	104.7	1.1	2.2
Switzerland (including Liechtenstein)	7,261	8,591	118.3	14,572	17,834	122.4	1.1	2.1
Sweden	8,363	9,896	118.3	19,589	22,336	114.0	1.4	2.3
Turkey	70,655	83,158	117.7	121,564	132,171	108.7	8.1	1.6
United Kingdom	9,763	10,223	104.7	21,590	22,811	105.7	1.4	2.2
Ukraine	1,082	1,233	114.0	2,539	2,706	106.6	0.2	2.2
Other European countries	3,217	3,715	115.5	8,174	9,326	114.1	0.6	2.5
Egypt	665	932	140.2	1,769	2,311	130.6	0.1	2.5
South Africa	281	247	87.9	1,173	953	81.2	0.1	3.9
Other African countries	1,296	1,234	95.2	3,806	3,076	80.8	0.2	2.5
Canada	3,911	4,429	113.2	7,402	8,758	118.3	0.5	2.0
USA	18,361	20,985	114.3	38,364	45,806	119.4	2.8	2.2
Other Northern American countries	661	402	60.8	1,277	870	68.1	0.1	2.2
Brazil	3,156	2,506	79.4	6,051	4,418	73.0	0.3	1.8
Other Southern and Central American countries	3,140	4,190	133.4	5,735	8,566	149.4	0.5	2.0
India	940	2,000	212.8	2,011	4,044	201.1	0.2	2.0
Iran	432	303	70.1	1,070	705	65.9	0.0	2.3
Israel	2,846	2,747	96.5	5,256	5,424	103.2	0.3	2.0
Japan	6,759	6,123	90.6	10,015	8,150	81.4	0.5	1.3
China	9,948	13,266	133.4	12,799	16,592	129.6	1.0	1.3
Republic of Korea	29,973	41,903	139.8	34,092	46,934	137.7	2.9	1.1
Kuwait	11,107	14,569	131.2	37,039	49,959	134.9	3.0	3.4
Saudi Arabia	9,302	18,373	197.5	21,946	44,794	204.1	2.7	2.4
Other Asian countries	34,879	72,221	207.1	90,224	189,802	210.4	11.6	2.6
Australia	6,736	7,418	110.1	11,935	14,588	122.2	0.9	2.0
New Zealand	701	771	110.0	1,248	1,365	109.4	0.1	1.8
Other countries of Oceania	351	661	188.3	648	1,122	173.1	0.1	1.7

Structure of tourists nights according to the classification of activity 1) January - December 2015. i 2016.

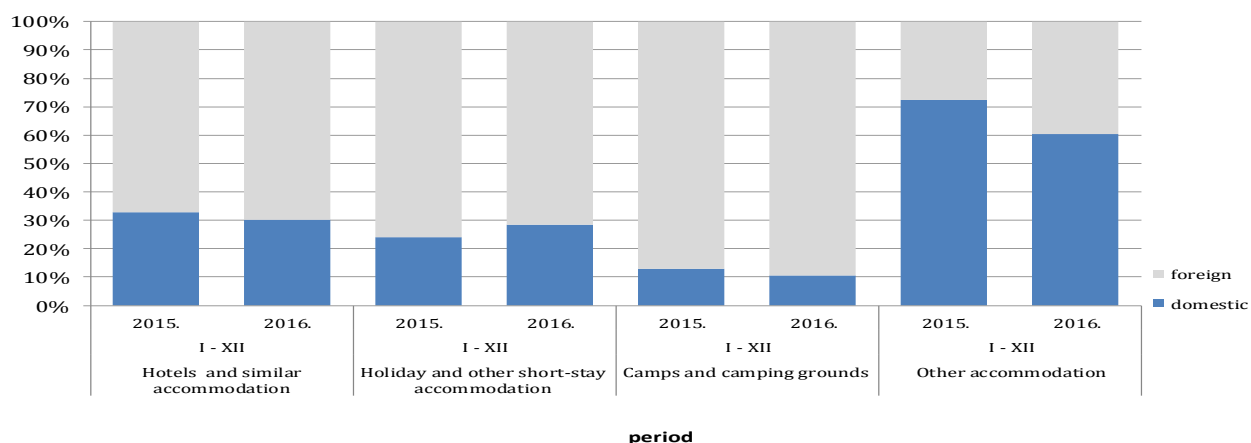


Table 3 : Tourist arrivals and nights according to the classification of activities ¹⁾

	ARRIVALS			NIGHTS			I - XII 2016
	I - XII 2015	I - XII 2016	Indices $\frac{I - XII 2016}{I - XII 2015}$	I - XII 2015	I - XII 2016	Indices $\frac{I - XII 2016}{I - XII 2015}$	Structure of nights %
TOTAL	1,029,000	1,148,530	111.6	2,143,118	2,376,743	110.9	100.0
Hotels and similar accommodation	968,569	1,077,437	111.2	1,997,217	2,197,211	110.0	92.4
Holiday and other short-stay accommodation	35,270	38,410	108.9	73,988	81,397	110.0	3.4
Camps and camping grounds	10,525	12,090	114.9	15,437	21,308	138.0	0.9
Other accommodation	14,636	20,593	140.7	56,476	76,827	136.0	3.2
Domestic tourists	350,729	371,641	106.0	717,357	735,322	102.5	30.9
Hotels and similar accommodation	328,945	346,115	105.2	656,661	663,364	101.0	27.9
Holiday and other short-stay accommodation	10,919	13,735	125.8	17,855	23,271	130.3	1.0
Camps and camping grounds	1,712	1,995	116.5	1,983	2,275	114.7	0.1
Other accommodation	9,153	9,796	107.0	40,858	46,412	113.6	2.0
Foreign tourist	678,271	776,889	114.5	1,425,761	1,641,421	115.1	69.1
Hotels and similar accommodation	639,624	731,322	114.3	1,340,556	1,533,847	114.4	64.5
Holiday and other short-stay accommodation	24,351	24,675	101.3	56,133	58,126	103.6	2.4
Camps and camping grounds	8,813	10,095	114.5	13,454	19,033	141.5	0.8
Other accommodation	5,483	10,797	196.9	15,618	30,415	194.7	1.3

¹⁾ The Classification of Economic Activities of BiH 2010

NOTES ON METHODOLOGY

The purpose of the statistical survey

The purpose of the statistical survey is to monitor the tourist activity realised in commercial accommodation establishments and to provide internationally comparable BiH's statistics of tourism in accordance with current EU Regulations for the tourism statistics.

Observation units

Observation units are all business entities /legal units which are, by the main activity, registered in accommodation activity (division 55 - KD BiH 2010), persons as well as households that rent accommodation establishments to tourists. For the purpose of the survey, Classification of Activities in Bosnia and Herzegovina - KD BiH 2010 was used, and it is fully compliant with the European Classification of Economic Activities - NACE Rev. 2.

Coverage

Reporting units are all business entities (enterprises, entrepreneurs, institutions, associations etc.) and parts thereof engaged in providing accommodation services in tourism registered according to the CA BiH 2010 under section : 55.1 (hotels and similar accommodation), 55.2 (holiday and other short - stay accommodation), 55.3 (camps and camping grounds), 55.9 (other accommodation), health institutions for their facilities in which persons stay for medical rehabilitation (costs are on persons themselves), business entities and parts thereof engaged in tourist stay in rural households, houses, camps, apartments and rooms directly rented by private persons/households. Survey covers the entire territory of Bosnia and Herzegovina.

Source and methods of data collection

Data on turnover of tourists (number of tourist arrivals and tourist nights) are collected from regular monthly report (TU-11 form). Reports are usually made on the basis of reception records in guest books, entities and their parts engaged in organising and arranging of tourists.

Definitions

Tourism means the activity of visitors taking a trip to a main destination outside their usual environment for less than a year, for leisure, business or other personal purpose other than to be employed by a resident entity in the place visited.

Tourist is every person who, outside his place of permanent residence, spends one night in a hotel or some other accommodation facility for reasons of rest, recreation, health, study, sport, religion, family, business, public tasks or meeting.

Residence is a place where a person came with the intention of permanent stay. Tourist is registered in every place or establishment where he stays and, therefore, in case he/she changes the place or establishment, he/she must register again, which results in data ambiguity. Consequently, the statistics register the number of tourist arrivals and not the number of tourists.

Domestic tourist is a person with permanent residence in the BiH who spends at least one night in a hotel or same other accommodation establishment outside their place or residence.

Foreign tourist is every person with permanent residence outside in BiH who temporarily resides in BiH and who spends at least one night in a hotel or same other accommodation establishment.

Symbols

- no occurrence

0,0 value not zero but less than 0,05 unit of measure use

Published and printed by the Agency for Statistics of the Bosnia and Herzegovina, 71000 Sarajevo, Zelenih beretki 26

Phone: +387 (33) 911 911 · Telefax: +387 (33) 220 622

E-mail : bhas@bhas.ba · Web site: <http://www.bhas.ba>

Person responsible: M.Sc. Velimir Jukić, director

Prepared by: Ms. Jasmina Omić

First Release data are also published on the Internet
