

Going for Growth

2016 ANNUAL RETURN DATA

Anglican
Church Southern Queensland



total of

134

parish
returns
completed
online

Annual Return 2016 (Part A) — Parish Data

Introduction

Thank you for taking the time to complete the 2016 Parish Data Return. Your response is important as the information will be used to monitor parish health and growth trends across the Diocese and to inform strategic planning.

This survey relates to the calendar year 2016 i.e. the period from **1 January 2016 to 31 December 2016**.

Please note the following:

- The collection period will remain open until 15 March 2017. Please respond by this date.
- Please take care when entering values to avoid typos and inaccuracies.
- If you do not have accurate data to answer a particular question, please leave the answer field blank rather than estimating an answer, as this could skew the overall results.

If you have any questions or require assistance, please contact Belinda Macarthur on 3835 2284 or bmacarthur@anglican.org.au

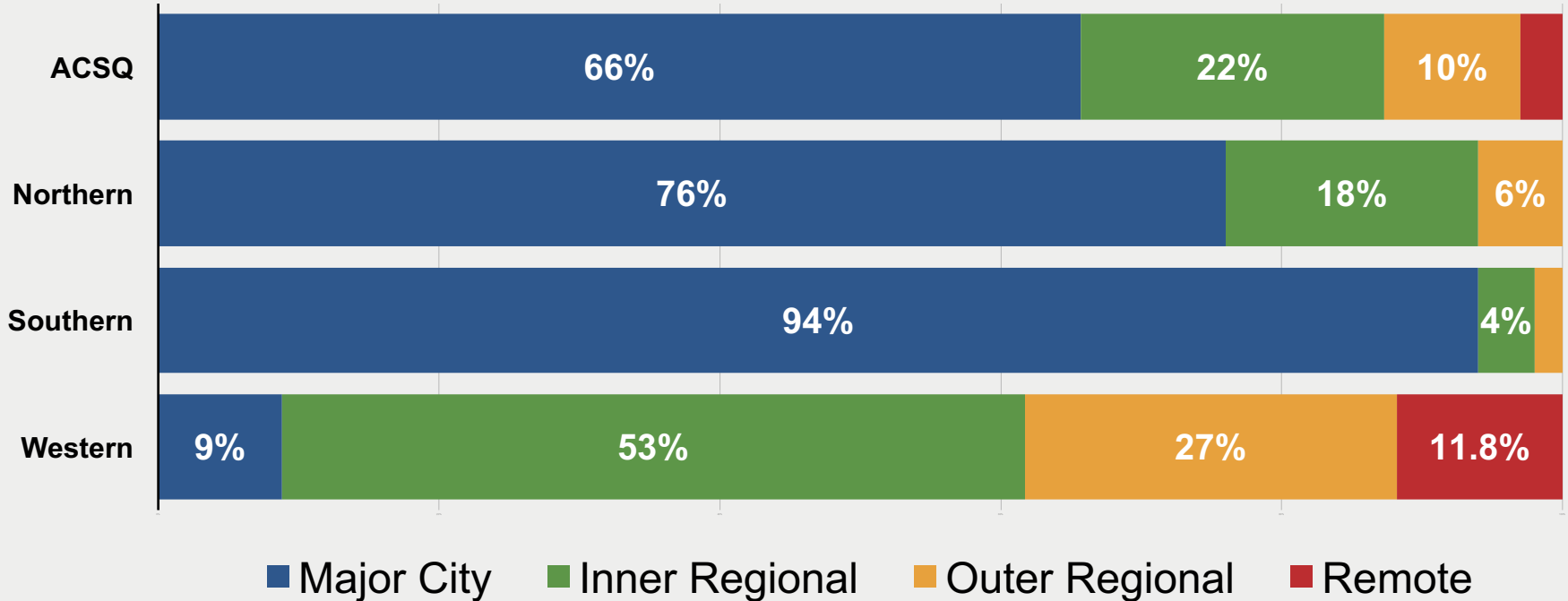
Next

100% completion rate (for Part A)
(along with improved data accuracy)

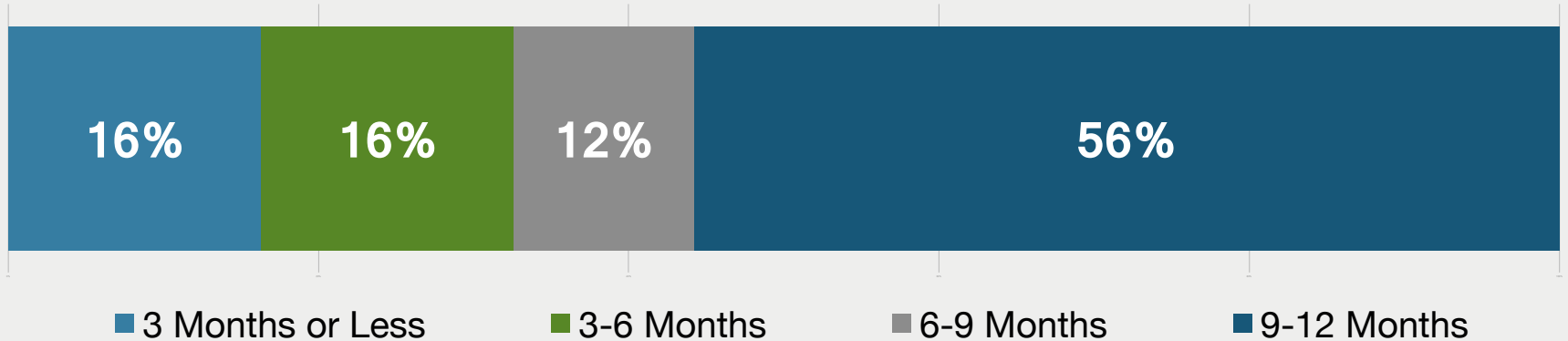
89% were submitted on time
(last year was also 89%)

**Historical dataset has continued
to be improved**

Remoteness




Interregnums



43 Parishes (32%) had some period of interregnum in 2016
Over 2/3 of parishes were in interregnum for over half of 2016

growth in
NUMBERS

On Average Each Sunday



TOTAL
12,374
people

attended an
ANGLICAN
CHURCH



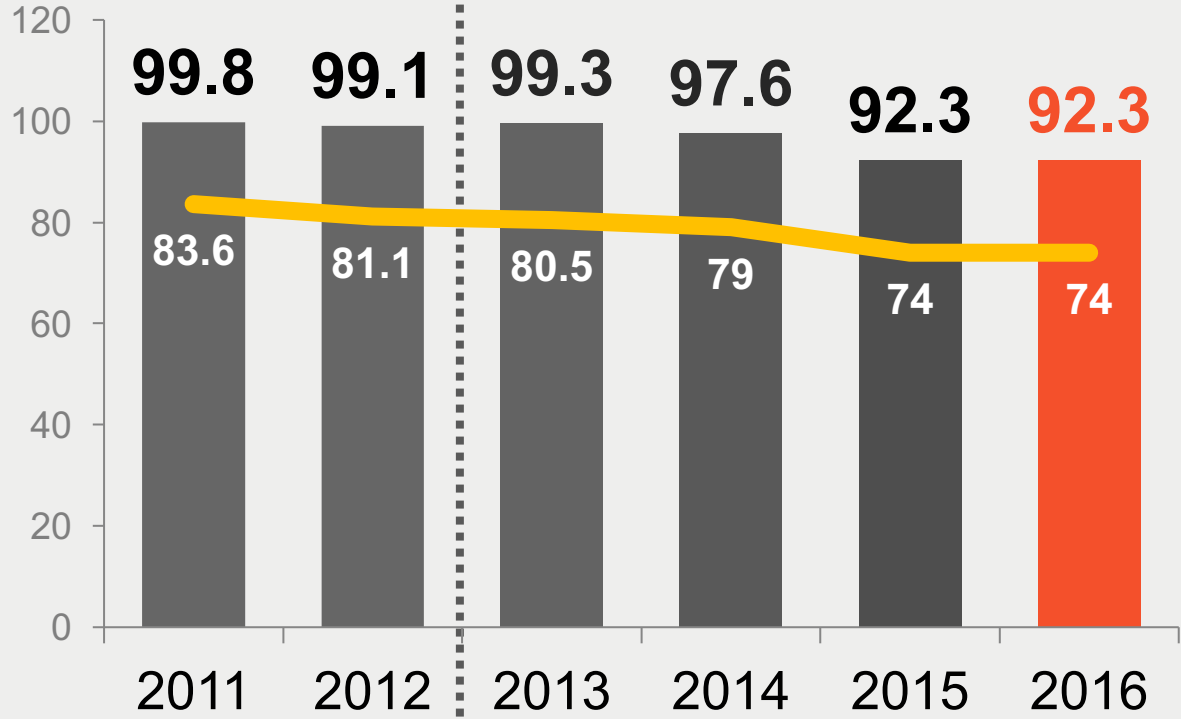
1,260
children

attended
an

ANGLICAN
CHURCH



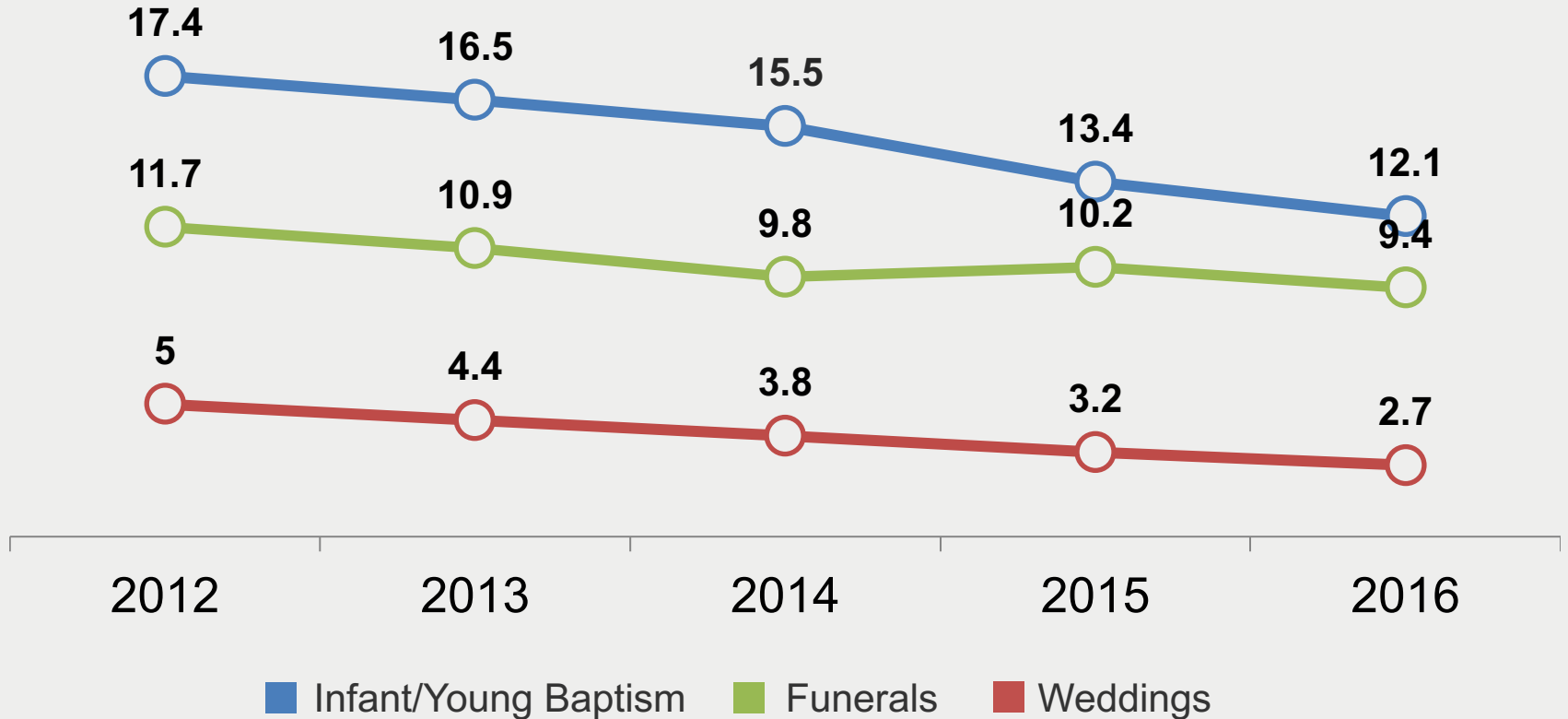
Average # People Per Parish



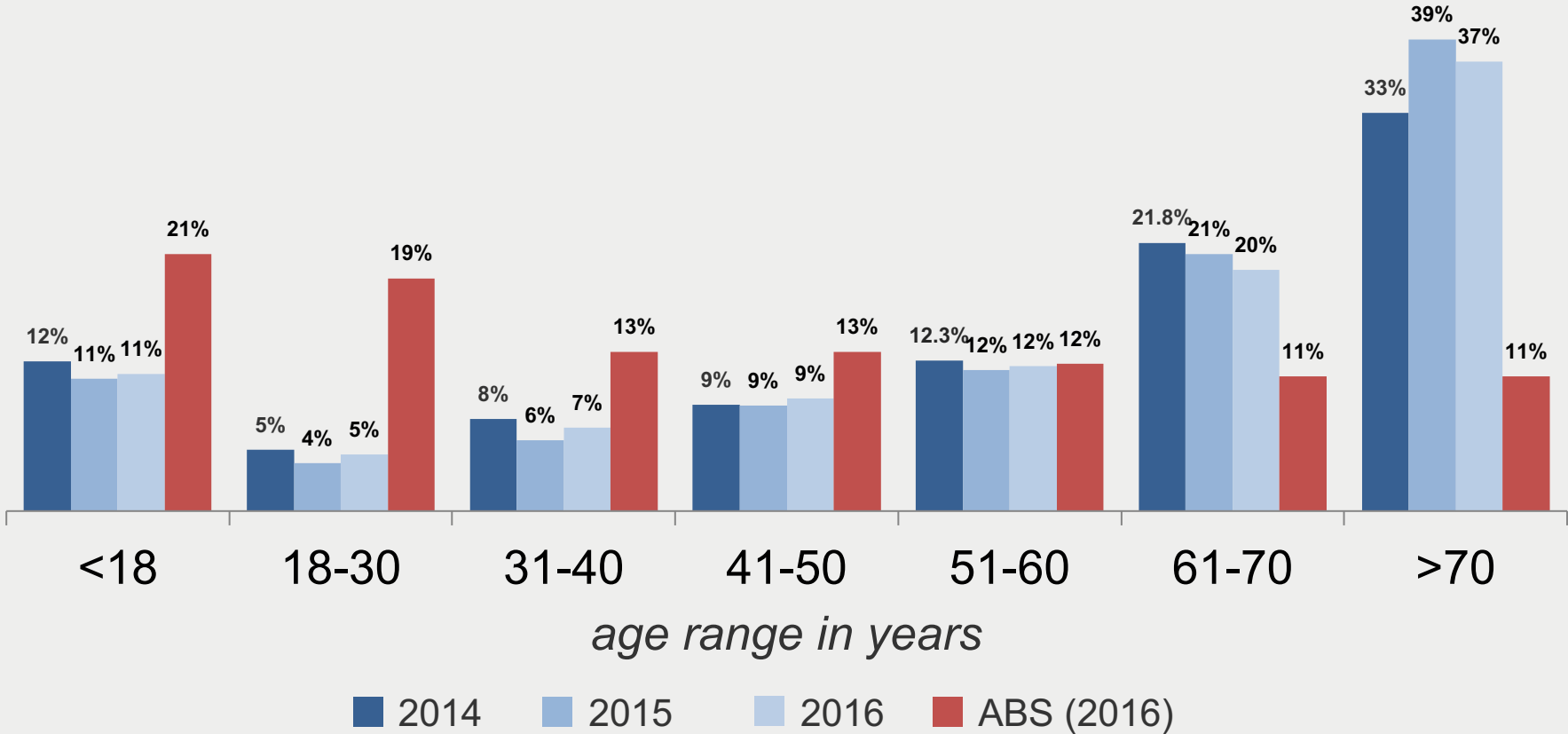
2013-2016

7% decline

Average Pastoral Services Per Parish



(Estimated) Age Profile of ACSQ



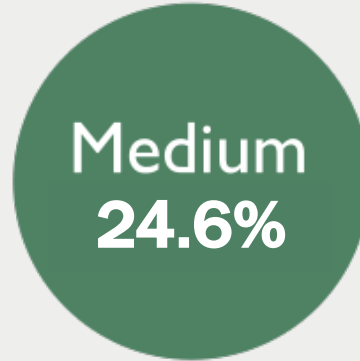
Church Size (Average/Sunday)



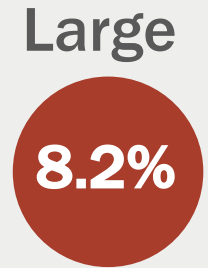
< 50
people



50-100
people

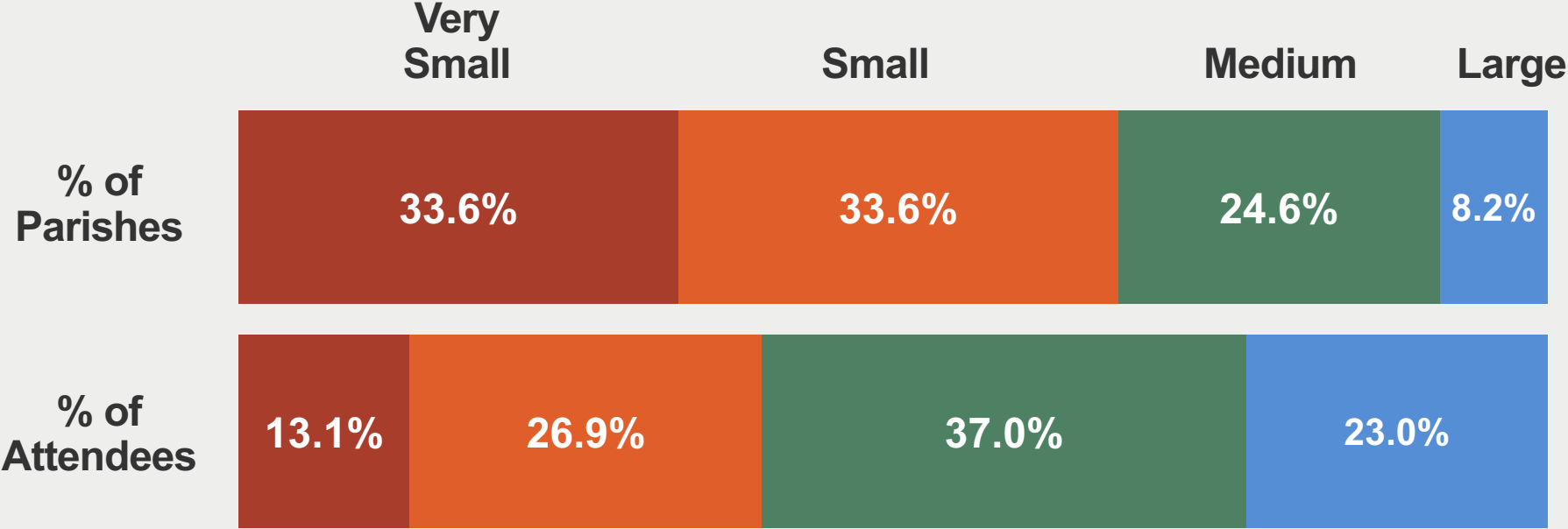


100-200
people

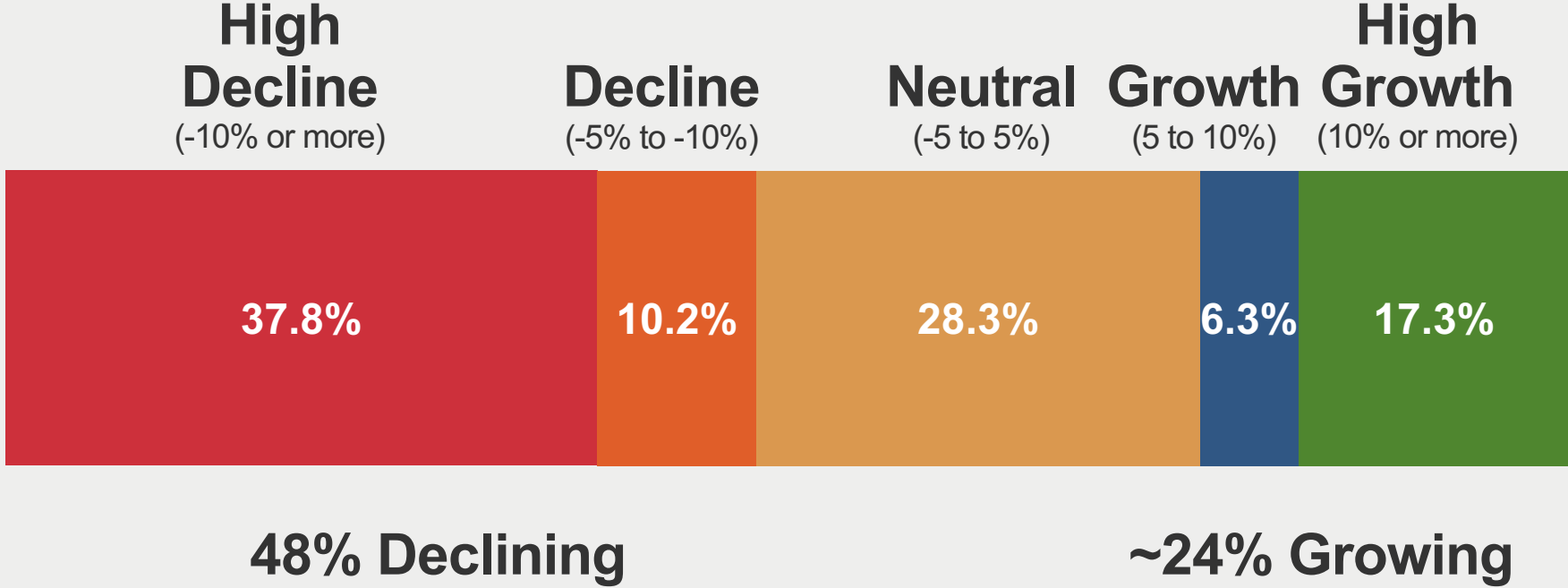


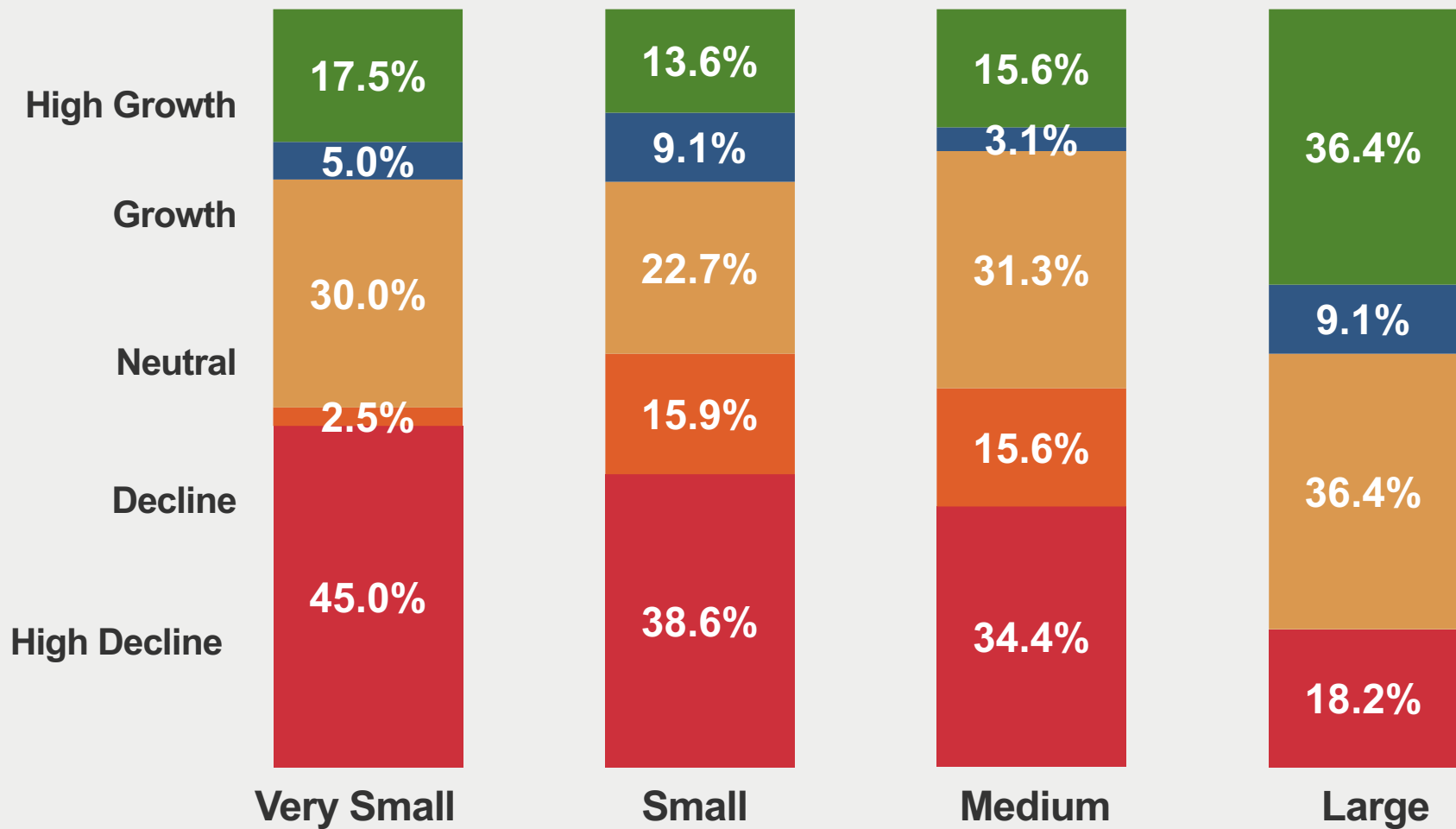
200+
people

Proportion of Attendees by Church Size



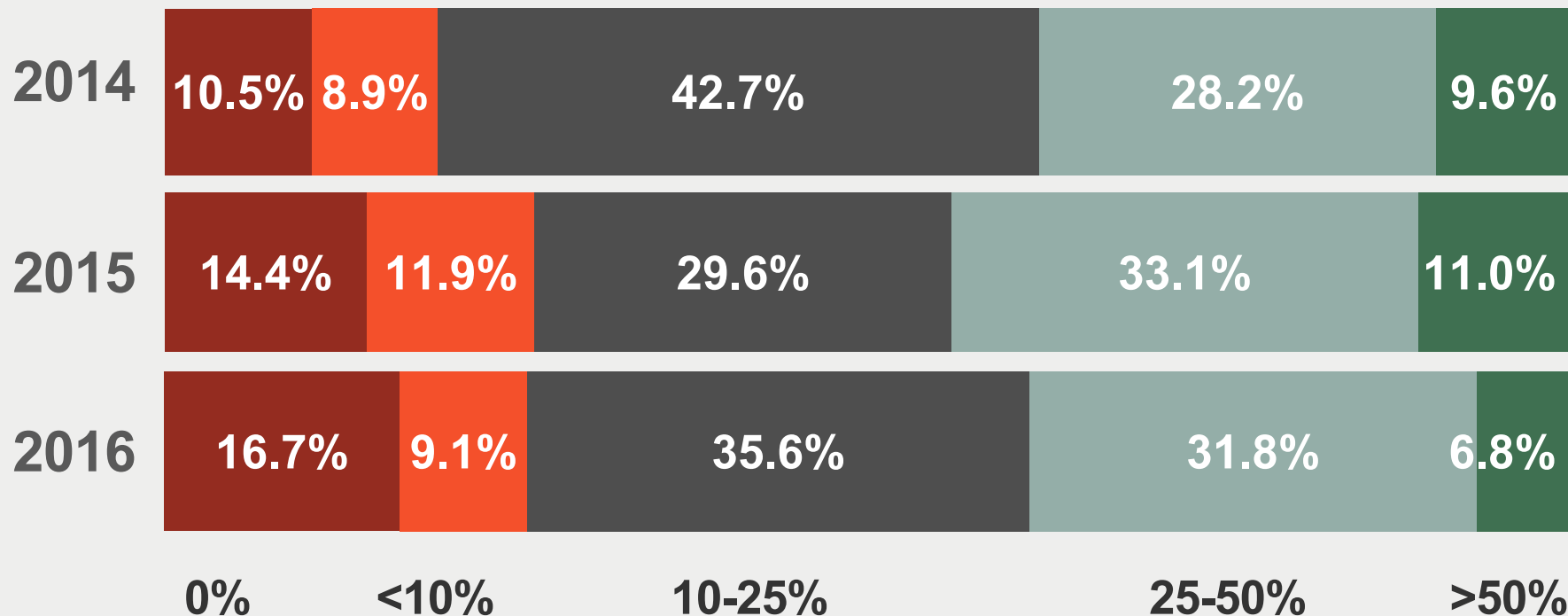
Overall Growth (% of parishes)





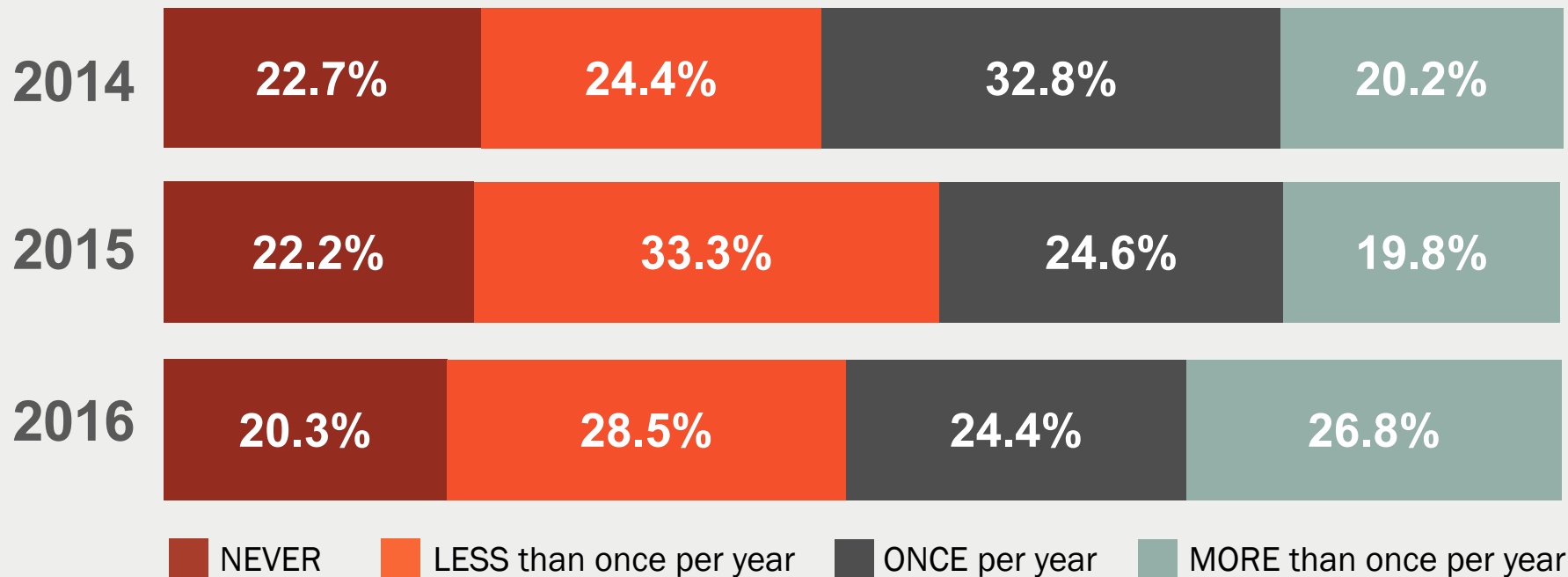
growth in
FAITH

Small Groups (% of parishes)



percentage of attendees involved in small groups

Introductory Courses (% of parishes)



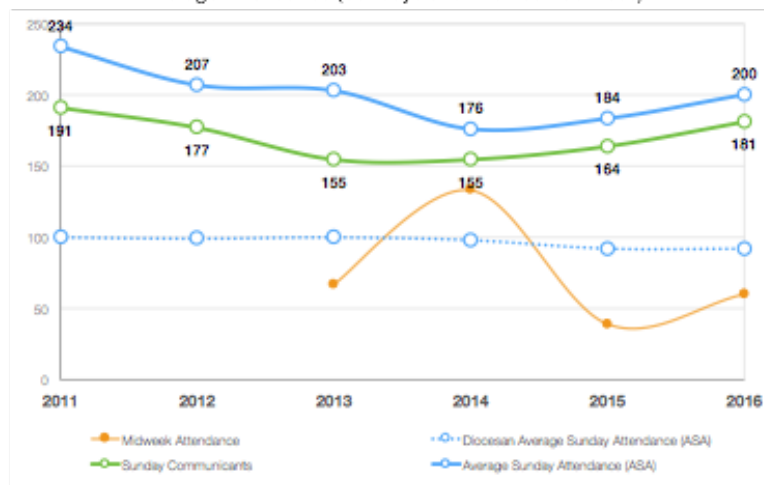
growth in
GENEROSITY

Overall Trends in Generosity

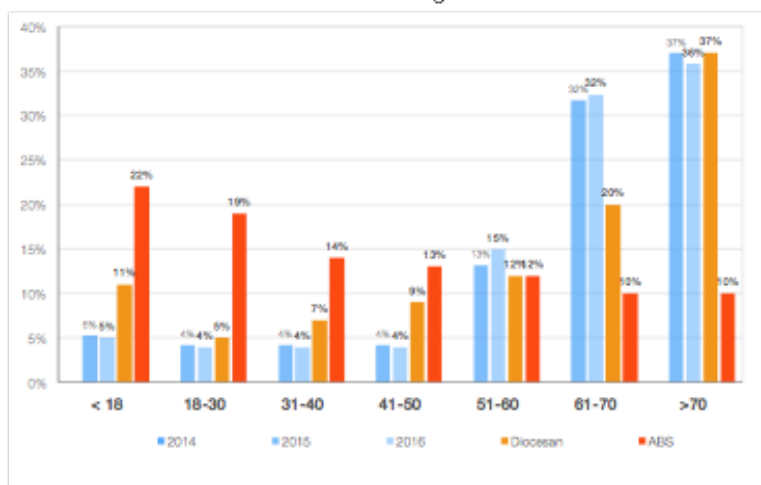
Avg Offerings (\$103,046)	DOWN 2.6%
Avg Other Generosity (\$7,368)	DOWN 6.1%
Avg Income (\$223,288)	UP 3.2%
Avg Diocesan Contribution (\$10,541)	DOWN 1.1%

CONTRIBUTION to OFFERTORY ratio is relatively steady (10.2%)

Average Attendance (Sundays and Midweek Services)



Estimated Parish Age Profile



Summary Indicators for Services, Vitality, and Giving

	2011	2012	2013	2014	2015	2016	
SERVICES	Average Sunday Attendance	234	207	203	176	184	200
	Average Sunday Communicants	191	177	155	155	164	181
	Christmas Day Attendance	756	550	259	249	305	201
	Easter Day Attendance	424	402	315	318	452	363
	Midweek Attendance			67	133	39	60
VITALITY	Number of New Adults				22	19	12
	Number of New Children				7	6	0
	Small Group Involvement				11%	9%	17%
	Introduction to Christianity Courses				Never	Never	Never
PASTORAL	Funerals	35	39	33	21	18	26
	Marriages	14	8	11	7	13	1
	Baptisms (Child)	35	33	33	41	46	49
	Baptisms (Adult)	6	2	8	3	3	3
FINANCES	Income	\$ 1,166,453	\$ 924,919	\$ 801,336	\$ 371,247	\$ 420,084	\$ 467,369
	Offering	\$ 133,101	\$ 162,301	\$ 196,588	\$ 152,535	\$ 152,066	\$ 186,297
	Contribution	\$ 26,400	\$ 24,200	\$ 18,000	\$ 15,000	\$ 14,400	\$ 19,000
	Mission Giving	\$ 13,822	\$ 6,186	\$ 32,918	\$ 5,018	\$ 15,306	\$ 6,324

Summary Information

Parish:		Church Size in 2015	Church Size in 2016
Region:		Medium	Large
Archdiocese:			
Diocese:			
ABS Code:			
2016 Interregnum:	0 (days)	ASA: 184	ASA: 200

Growth 2011 to 2016	Growth 2013 to 2016	Growth 2015 to 2016
High Decline	Neutral	Growth
234 to 200	203 to 200	184 to 200

For further information on using this dashboard, please refer to the accompanying guide.
For further assistance or queries, please call the PMC on (07) 3835 2284.

Key Findings

Average Sunday Attendance:

Has consistently declined over a multi-year period.

Percentage of Parishes in Growth/Decline:

A high percentage of parishes are in decline. Very Small churches are particularly vulnerable.

Growing parishes had a higher Average Sunday Attendance

(of adults and children), and more new people (both adults and children). More likely to have a higher engagement in small groups, facilitate regular introductory courses at least once per year, and offer youth activities.

Key Recommendations

- **Develop and Implement a clear strategy to identify, prioritise, and address parishes experiencing decline**
- **Shape the selection and training of ordinands**
- **Better utilise larger churches**
- **Clear model and process for ethnic congregations**
- **Develop and implement a clear strategy for early identification of any factors that may lead to decline**
- **Develop a clear strategy to help churches engage with 18-30**

Going for Growth

2016 ANNUAL RETURN DATA

Anglican
Church Southern Queensland

