

**Report of the
Chief Electoral Officer
for the
Provincial General Election
May 4, 2015**



October 7, 2015

The Honourable Buck Watts
Speaker of the Legislative Assembly
Province of Prince Edward Island

Honourable Speaker:

I am please to submit my report in accordance with Section 119 of the Election Act, R.S.P.E.I. 1988, Cap. E-1.1, on the Provincial General Election held on May 4, 2015.

This report includes an overview of the election, elected MLA's, recommendations for legislative change, election expenses and a statistical report for each of the 27 Districts.

I respectfully request this report be submitted to the Legislative Assembly during the next sitting of the 65th General Assembly of Prince Edward Island.

Respectfully,

A handwritten signature in blue ink that reads 'G. B. McLeod'.

Gary B. McLeod
Chief Electoral Officer
Province of Prince Edward Island



Table of Contents

Section 1

Table of Content	1
Message from the Chief Electoral Officer	3
Members Elected to the 65 th General Assembly of PEI	5
2015 Provincial General Election Summary	7 - 10

Section 2 Recommendations for Legislative Change 11

Election Act	13 - 24
Employment Standards Act	25
Election Expense Act	25 - 26
Controverted Elections Act	26

Section 3 Summary of Recommendations 27 - 32

Section 4 Summary of Election Results 33

Percentage of Votes	35
Historical voter turnout	36
Voter Turnout for 2015 Provincial General Election	37 - 38
Demographics of Electors	39
Detailed Report on Elections Results for the 27 Electoral	40 - 93

Section 5 Expenses 95

Summary of Election Expenses	97
Candidate Election Expenses	98 - 101
Elections PEI Election Expenses	103
Historical Elections PEI Election Expenses	104

Message from the Chief Electoral Officer for P.E.I.

I am pleased to present my report on the election of members of the Legislative Assembly for the 65th General Assembly for Prince Edward Island.

With organizing and administering the recent Provincial General Election on May 4th, 2015, there were processes and procedures within the *Election Act* which require modernization and general updating.

As technology continues to influence the lives of the stakeholders, so must legislation evolve to keep pace with systems and media to improve processes which engage electors, political parties and candidates while remaining non-partisan in the application.

With the exception of a few housekeeping modifications, the current *Election Act* has not been thoroughly reviewed since 1996, which has left several areas outdated. Electoral standards are being put in place across Canadian jurisdictions through judicial rulings, best practices and improvement with technology. This report provides a snapshot of various portions of the 2015 Provincial General Election and recommendations for legislative changes to bring the *Election Act* to an improved professional standard consistent with standards set other jurisdictions in Canada. I have also made recommendations with respect to the *Election Expense Act*, *Controverted Elections Act* and the *Employment Standards Act* which impact processes and procedures to coordinate an election.

I would like to thank my election team, Deputy Chief Electoral Officer Judy Richard, Elections PEI support staff Linda Allen and Stephanie Thorpe and the 27 Returning Officers along with their Election Clerks for their dedication and professionalism during the entire election process. In addition, over 600 people completed the confirmation process and another 900 people worked during the advance and ordinary polling day. I would like to thank each of them for their commitment and hard work they provided to ensure the 2015 Provincial General Election was completed in a professional manner.



Gary B. McLeod
Chief Electoral Officer



**Members elected to the 65th General Assembly
of
Prince Edward Island**

No. 1	Souris-Elmira	Colin LaVie	(PC)
No. 2	Georgetown-St.Peters	Steven Myers	(PC)
No. 3	Montague-Kilmure	Allen Roach	(Liberal)
No. 4	Belfast-Murray River	Darlene Compton	(PC)
No. 5	Vernon-River-Stratford	Alan McIsaac	(Liberal)
No. 6	Stratford-Kinlock	James Aylward	(PC)
No. 7	Morell-Mermaid	Sidney MacEwen	(PC)
No. 8	Tracadie-Hillsborough Park	Buck Watts	(Liberal)
No. 9	York-Oyster Bed	Wade MacLauchlan	(Liberal)
No. 10	Charlottetown-Sherwood	Robert Mitchell	(Liberal)
No. 11	Charlottetown-Parkdale	Doug Currie	(Liberal)
No. 12	Charlottetown-Victoria Park	Richard Brown	(Liberal)
No. 13	Charlottetown-Brighton	Jordan Brown	(Liberal)
No. 14	Charlottetown-Lewis Point	Kathleen Casey	(Liberal)
No. 15	West Royalty-Springvale	Bush Dumville	(Liberal)
No. 16	Cornwall-Meadowbank	Heath MacDonald	(Liberal)
No. 17	Kellys Cross-Cumberland	Peter Bevan-Baker	(Green)
No. 18	Rustico-Emerald	Brad Trivers	(PC)
No. 19	Borden-Kinkora	Jamie Fox	(PC)
No. 20	Kensington-Malpeque	Matthew MacKay	(PC)
No. 21	Summerside-Wilmot	Janice Sherry	(Liberal)
No. 22	Summerside-St. Eleanors	Tina Mundy	(Liberal)
No. 23	Tyne Valley-Linkletter	Paula Bigger	(Liberal)
No. 24	Evangeline-Miscouche	Sonny Gallant	(Liberal)
No. 25	O'Leary-Inverness	Robert Henderson	(Liberal)
No. 26	Alberton-Roseville	Pat Murphy	(Liberal)
No. 27	Tignish Palmer Road	Hal Perry	(Liberal)

Political Party Representation

Liberal Party of PEI	18
PC Party of PEI	8
Green Party of PEI	1

2015 Provincial General Election

Pursuant to Executive Council Memorandum Number 2015-43.4, the Chief Electoral Officer issued a Writ of Election on April 6, 2015 to the Returning Officers in the 27 Electoral Districts to conduct a Provincial General Election to be held on May 4th, 2015.

POLITICAL PARTIES

When the Writ of Election was issued on April 6th, 2015, there were five political parties registered with Elections PEI. The registered political parties nominated the following number of candidates:

Green Party of Prince Edward Island	24
The Island Party of Prince Edward Island	0
Liberal Party of Prince Edward Island	27
New Democratic Party of Prince Edward Island	27
Prince Edward Island Progressive Conservative Party	27
Total	105

At a general election, every political party registered prior to the election, must file with the Chief Electoral Officer, a statement in writing, signed by the leader of the party confirming or bringing up to date the information contained in the application for registration of a party on file at Elections PEI.

There is also a requirement for a registered political party to endorse at least 10 nominated candidates following the issue of the Writ of Election.

The official agent for the Island Party of Prince Edward Island advised Elections PEI they were unable to nominate the required number of candidates and did not file the required statement. In accordance with section 24 (9) and section 29(11)(b) of the *Election Act*, the Island Party of Prince Edward Island has been removed from the registry as a political party in Prince Edward Island.

RETURNING OFFICERS

In November, 2014, 13 of the 27 Returning Officer positions were vacant due to resignations and in one case, the death of a Returning Officer. Returning Officers are appointed by the Lieutenant Governor in Council and with previous appointments, there was little consultation made with the CEO. With the increase in

technology and organizational skills required to be a Returning Officer, discussions were held with the Premier's Office on future appointments. It was agreed the CEO would facilitate an application and interview process and make recommendations to the Lieutenant Governor in Council. In total, 28 people were interviewed with 13 people being recommended and appointed by the Lieutenant Governor in Council.

RETURNING OFFICER HEADQUARTERS

Traditionally in PEI, the headquarters of each Returning Officer has been located in their personal residence. With new returning officers being appointed, on the recommendation of the Chief Electoral Officer, the Returning Officer headquarters in 12 Districts were located in a store front location. As we transition into more technology and additional voting opportunities, the transition to store front headquarters will be required.

CONFIRMATION PROCESS

From April 6 until April 13th, a total of 603 confirmation officers were tasked to attend every residence in PEI to obtain the names of eligible electors. Confirmation Officers are nominated by the top two political parties who won the most seats in the previous election. In several of the Electoral Districts, the political parties were unable to provide an adequate number of workers. This is a challenge which appears to be growing with each election. With the late winter and the combination of snow or mud, there were certain areas which the confirmation officers were unable to get to. Once completed, confirmation sheets were returned to the Returning Officer who then conducted the data entry. There were several incidents of injuries to the confirmation officers such as dog bites and falls but nothing which required any hospitalization.

NEW REGISTER OF ELECTORS

In preparation for this election



there were several changes made over past elections. One of the biggest was the Register of Electors program. The program was developed in 2001 by a local programmer who managed it until the end of 2012. The

program was then turned over to the Provincial IT department. The transition was challenging as the program was not in the format supported by the Province. With a Municipal election in the fall of 2014, the program was utilized but it was clear a new program would be required to host the Register of Electors. With a Provincial Election anticipated, a search for an off the shelf program was initiated. In December, 2014, contact was made with a private vender, DataFix, who deal exclusively with election management processes. After recommendations from other jurisdiction who utilize DataFix as well as a thorough testing process, their program, VoterView, was selected to host the Register of Electors.

VoterView allowed for a variety of additional administrative processes to be employed for the election, including:

- Secure internet access by all election staff;
- Tracking of mail in ballot applications;
- On line voter registration;
- Statistical information on the election;
- Reduction of duplicate entries;
- Live voters list;
- Candidate Access portal;
- Secure data control, independent of Government.

VOTER INFORMATION CARDS (VIC)

Once all the data entry was complete at the end of the confirmation process, DataFlx was able to generate computer files which were then used by a second contractor, Gilmore Doculink, to mail out over 46,000 Voter Information Cards (VIC) to every elector in PEI (up to five electors living at the same address were included in an envelope). The VIC contained the electors name,

address and provided information on when and where to vote. A unique bar code for each elector was also included on the VIC. Information on when and where to vote had previously been left with the elector by the confirmation officer but with time restrictions, this was not an option.

ON-LINE VOTER REGISTRATION

Using VoterView, an on-line voter registration process was put in place which, after the confirmation process, allowed electors to check if they were on the list of electors and if they were not, let them register on line. There were over 1800 electors who used this process to register. With limited time to process the applications and mail the VIC, an option was given for the elector to email the VIC to an email address provided by the elector. Over 1200 persons took advantage of this and the VIC was emailed to them. This proved to be a very cost effective and efficient method of delivery of the VIC with few challenges.

LIVE VOTERS LIST

Electors were asked to bring the VIC to the poll. For the three advance poll days, live voters lists were made available by deploying laptops, connected to the internet, for every advance poll. A mobile version of VoterView was installed on all laptops and when an elector attended the poll, the barcode on the VIC was scanned using a bar code scanner. The name of the elector from the Register of Electors was displayed on the computer screen and once it was confirmed this was the same person, the election official indicated, within VoterView, the person had voted. A ballot was then issued to the elector to continue with the voting process.

Any documentation or process using VoterView was strictly for administrative use only. The issue of the ballot and any additional voting process was independent from VoterView. Those electors who were on the list of electors but did not have their VIC were processed by searching the list of electors and, if located, processed as if they had a VIC. Those who were not on the list of electors were required to make a declaration to confirm their eligibility, then issued a ballot.

Elections
Prince Edward Island

This Voter Information Card is for:
John Sample
4321 Long Street

District: 12 Poll: 11

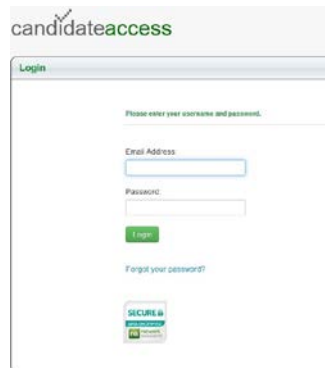
Election Day
October 5, 2015 10:00 am to 8:00 pm
You vote at: Charlottetown Yacht Club
1 Pownal St

Advance Vote Days
September 26, 28 and October 2, 2015 10:00 am to 8:00 pm
You vote at: Fictious Building
123 Victoria Park Roadway

Bring this Card to the Poll.
For more information contact Elections PEI
1-888-234-VOTE (8683)

CANDIDATE ACCESS

An additional feature of VoterView was an internet portal called Candidate Access. This allowed Elections PEI to provide secure access through the internet to a portal where, once a candidate or their delegate was approved and given access, they would be able to download an extract of the voters list. With the advance polls using a live voters list, when the download was completed, the list would indicate the electors who had voted. In past elections, candidate agents were at the polls collecting this information by hand and delivering to the candidate’s campaign team. The “Candidate Access” was successful at getting this information to all candidates in a timely manner.



ADVANCE POLL DAYS

There was one voting station utilized for each District for the advance polling days. On the first day of the advance poll, close to 12,000 electors cast ballots across PEI. This was a higher than expected turnout and when the polls opened, for several hours there were extensive line ups waiting to vote. Several complaints were recorded at Elections PEI and to alleviate the situation, several short term processes were initiated at the polls. With the exception of the first few hours of the first advance poll day, most of the polls reported steady elector participation throughout the entire advance poll time period. The advance poll process will be examined and improved for future elections.

ORDINARY POLLING DAY

On ordinary polling day, paper lists of electors were used. In past elections, the election officials would call out the number of the elector from the list of electors for each poll so they could be recorded by the candidate’s agents at the polls. To streamline this process, Voter Tracking Sheets (commonly called “Bingo Sheets”) were utilized by election officials to record the

unique identifier of an elector. A new sheet was started each hour (except the last hour where a new sheet was started every ½ hour). Copies of the Voter Tracking Sheet were made available to the candidate’s agent throughout the day.

ELECTION NIGHT RESULTS

After the close of the polls, election officials began the counting of the ballots. Once completed, the results were relayed to Elections PEI. The unofficial results were then published simultaneously between the Elections PEI website and a national media consortium. The entry of the results was completed as the poll numbers were called in but with all the polls calling in at the same time, a backlog was created for entry of results and some advance poll numbers were inadvertently delayed due to this process. The reporting of election results will be examined and improved for future elections.

JUDICIAL RECOUNTS

At the conclusion of the reconciliation of the votes, two judicial recounts were requested by candidates.

District No. 13 Charlottetown-Brighton PC candidate Rob Lantz filed a petition for a judicial recount with the Chief Judge of the Provincial Court. The following were the results of the judicial recount by Judge John Douglas:

Candidate	Political Party	Declaration Day Results	Judicial Recount Results
BISO, Derrick	Green	351	352
BROWN, Jordan	Liberal	1156	1154
LANTZ, Rob	PC	1032	1032
MACLEAN, Bob	NDP	265	265

Jordan Brown was declared elected.

District No. 5 Vernon River-Stratford PC candidate Mary Ellen McInnis filed a petition for a judicial recount with the Chief Judge of the Provincial Court. The following were the results of the judicial recount by Judge Nancy Orr:

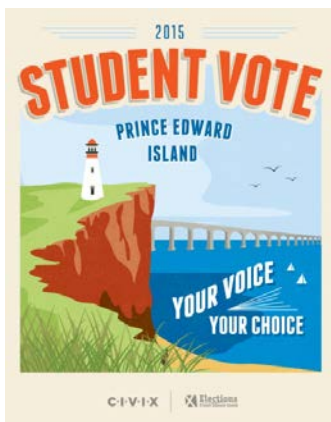
Candidate	Political Party	Declaration Day Results	Judicial Recount Results
GRAVELINE, Nicholas	Green	234	235
MCINNIS, Mary Ellen	PC	1172	1173
MCISAAC, Alan	Liberal	1174	1173
MACLEAN, Bob	NDP	258	258

With an equal number of votes being cast for Mary Ellen McInnis and Alan McIsaac, pursuant to section 102 of the *Election Act*, the toss of a coin was completed by the Returning Officer of District 5 Marie Curran. The results of the coin toss were in favour of Alan McIsaac.

Alan McIsaac was declared elected.

COMMUNITY OUTREACH AND COMMUNICATIONS

Elections PEI partnered with CIVIX, a non-partisan, national registered charity that developed and coordinated a program called “Student Vote”. Student Vote was created with the purpose of developing habits of informed and engaged citizenship among young Canadians. CIVIX organized a Student Vote which ran a parallel election for elementary and high schools for the 2015 Provincial General Election with support from Elections PEI and the Government of Canada. The Guardian and Journal-Pioneer provided support through promotion, editorial coverage and the publication of results.



This was the sixth Student Vote project coordinated in Prince Edward Island with more than 6,000 students casting ballots from 25 out of 27 electoral districts.

The PC Party won a minority government with 13 seats and the Liberal Party formed the official opposition with 7 seats. The Green Party took 5 seats and the NDP won 1 seat. Complete results can be found at <http://www.studentvote.ca/pei2015>.



In addition to the standard newspaper ads, other forms of communication were used to promote the election, included Twitter and Facebook which were used by Elections PEI for advertisements at numerous times throughout the election.



TARIFF OF FEES

The Tariff of Fees had not been modified since 2003. The consumer price index had risen approximately 25% since that time and it was becoming challenging to recruit election workers when the pay for some of the positions was less than minimum wage. A new Tariff of Fees was introduced and passed which has all positions based on a minimum wage plus an additional fee based on duties and responsibilities. All election workers were compensated using the 2015 Tariff of Fees Regulations.

Section 2

Recommendations For Legislative Change

Election Act
Election Expense Act
Controverted Elections Act
Employment Standards Act

ELECTION ACT

CHIEF ELECTORAL OFFICER

The *Election Act* identifies the Chief Electoral Officer and the roles and responsibilities of this office. It is not stated in the Act the name of the office of the Chief Electoral Officer but refers to the “office” on several occasions. The corporate identification by the Chief Electoral Officer on all documentation, advertisements and presentations make reference to Elections Prince Edward Island or Elections PEI.

Recommendation # 1

Modify section 2 of the Act to make reference that:

- *the Office of the Chief Electoral Officer is an office of the Legislative Assembly.*
- *the Office of the Chief Electoral Officer is to be known as Elections Prince Edward Island (Elections PEI).*
- *Elections Prince Edward Island includes the Chief Electoral Officer, Deputy Chief Electoral Officer and such other employees as the Chief Electoral Officer may appoint pursuant to this Act.*

APPOINTMENT OF RETURNING OFFICERS

Returning Officers are appointed under section 9 of the *Election Act* and are considered a partisan appointment as they are made by the political party forming the Government. Section 9(2) stipulates the Office of the Returning Officer is not vacant until he or she (a) dies, (b) resigns or (c) is removed from office under subsection (3) or (3.1). There are a variety of reasons the Lieutenant Governor in Council can remove a returning officer under these subsections.

With changes in technology and organizational competencies continuing to evolve, the requirement to attract and retain people with the required skills, experience and leadership competencies is essential. It is also essential for these persons to be appointed through a non-partisan process. The Chief Electoral Officer would establish qualifications and a fair process for hiring based on merit and a fair process for removal.

Recommendation # 2

Modify section 9 of the *Election Act* so the Office of a Returning Officer would become vacant on the implementation of the next electoral boundary commission report and making all future appointments of a Returning Officer the responsibility of the Chief Electoral Officer. The Returning Officer’s appointment would be at the pleasure of the Chief Electoral Officer.

Recruiting Returning Officers is challenging with the qualifications and residency requirements. Within urban communities, a person may not qualify for a particular Electoral District due to the residency requirements as they live outside the Electoral District even though they may live in the same community and may have extensive knowledge of the Electoral District in question. While every effort is made to recruit within the Electoral District, there are certain circumstances which an otherwise qualified person may be eliminated due to the residency requirement. There is also the issue of replacing a Returning Officer during an election. If the election clerk does not live in the District or the Chief Electoral Officer has to replace the Returning Officer, there may not be the require time to complete the appointment process and meaning a Returning Officer must be appointed, regardless of residency. Allowing for some flexibility will assist in recruiting qualified Returning Officers.

Recommendation # 3

Modify section 9 of the Election Act to remove the residency requirement for a Returning Officer.

As far back as the *Election Act* of 1913, Returning Officers have been ineligible to vote in Provincial Elections. The only time a Returning Officer was able to cast a vote was if there was a tie after a judicial recount and the Returning Officer would cast the deciding vote. This has been removed from a process in the current *Election Act*. Since the introduction of the Canadian

Charter of Rights and Freedoms in 1982, there have been several modifications to define who is eligible to vote. Sec. 3(1) states every Canadian citizen has the right to vote. The Supreme Court of Canada has ruled on this and advised the only persons in Canada who are ineligible for vote in Canada (Federally) is the Chief Electoral Officer and the Deputy Chief Electoral Officer. In 1996, several persons who had been ineligible in the PEI *Election Act* were removed (Provincial and Supreme Court Judges, prisoners and persons with mental illness). In most jurisdictions across Canada, Returning Officers are eligible to vote.

Recommendation # 4

Delete section 21(c) of the Election Act to remove the requirement of the Returning Officer not being entitled to be on the list of electors. (This would allow them to vote).

HEADQUARTERS OF RETURNING OFFICER

Under section 14 of the *Election Act*, the headquarters of a returning officer is to be opened and maintained when the writ of election is issued. The Act specifies the days and hours it is to be maintained. In previous elections, Returning Officers have utilized their residence as their headquarters and are comfortable in continuing in this manner. When working from the home, Returning Officers advertise and use their home phone for election related business. Setting of business hours is also challenging. The loss of privacy has to be taken into consideration when working out of their residence.

For the 2015 general election, new Returning Officers were encouraged to locate their headquarters in a store front establishment and this will be encouraged in all future elections. Having the headquarters at their residence may be convenient for the Returning Officer but it creates some challenges as well. In 2007, the Act was amended to remove voting at the Returning Officer's headquarters as most headquarters (residences) did not conform to have barrier-free access. In addition, if something were to happen to the Returning Officer during the election, a replacement

Returning Officer would be required to take over. If the headquarters is in the residence of the Returning Officer, it would not be appropriate for a replacement Returning Officer to be using this residence. Having the headquarters outside of the residence also creates challenges around barrier-free access, dedicated phone lines, internet connectivity, furniture, and security, but as we continue to move forward, these can be accommodated with effective planning and organizing. Reinstating voting at the Returning Officer's headquarters is one of the recommendations in this report as it will provide additional voting opportunities such as voting from the date the Writ of Election is issued. If there are some electoral districts which have challenges in obtaining an appropriate headquarters due to availability or inability to provide barrier-free access and there must be an appropriate option available.

Recommendation # 5

Add a subsection (c) to section 14 of the Election Act include where a place allowing barrier-free access or suitable location cannot be located in the electoral district, the returning officer shall open and maintain a returning office in a neighbouring elector district with the approval of the Chief Electoral Officer.

Section 14(2) of the *Election Act* specifies the hours the Returning Officer's headquarters are to be open. If the recommendation to eliminate the confirmation process is adopted, there will be no requirement to have the headquarters open from 9:00 a.m. until 9:00 p.m. for the first week of the election.

Recommendation # 6

Modify section 14(2) of the Election Act to specify the hours the Returning Officer's headquarters are to be open from 9:00 a.m. until 6:00 p.m., or as directed by the Chief Electoral Officer, or when the advance or ordinary polls are open.

ELECTION CLERK

Currently the Election Clerk is appointed by the Returning Officer with no input or recommendations from the Chief Electoral Officer. As this position may also serve as a replacement Returning Officer, it is important the Election Clerk have the skills required to complete the duties required. A current concern is the appointment of relatives by the Returning Officer to fill the role of the Election Clerk. If a Returning Officer appoints a spouse to act as the Election Clerk and either the Returning Officer or Election Clerk require medical treatment or are hospitalized, the top two election officials in a District are now in a position where the election process has been placed in jeopardy. The Election Clerk position should follow the same process as a Returning Officer where the positions are advertised and candidates are interviewed by the Office of the Chief Electoral Officer. The CEO could then make a recommendation to the Returning Officer of a suitable, qualified candidate for the position.

Recommendation # 7

Modify section 10 of the Election Act to specify that the Returning Officer, at the direction of the Chief Electoral Officer or, if the office of the Returning Officer is vacant, the Chief Electoral Officer, shall appoint an election clerk.

Further, a Returning Officer shall not appoint a member of the Returning Officer's immediate family as an election clerk.

"Immediate family" means a spouse, child, mother, father, brother, sister, uncle, aunt, niece or nephew, grandmother or grandfather or the child, mother, father, brother, sister, uncle, aunt, niece or nephew, grandmother or grandfather of the spouse.

PROCLAMATION

Due to the advantage of technology, several items within the *Election Act* need to be modernized. Within section 15(a) (iii) it stipulates the Returning Officer shall transmit two copies of the proclamation to each

registered political party in his or her electoral district. With current day technology, only one copy needs to be forwarded to each registered party.

Recommendation # 8

Modify section 15(a) (iii) of the Election Act to remove the requirement to forward "two" copies and replace it with "a" copy.

POLLING DIVISIONS

Section 16 of the Act states a Returning Officer, when instructed by the Chief Electoral Officer, is to divide the electoral district into polling divisions and outlines the requirements for doing this. This section is not practicable or possible for a Returning Officer to complete. A Returning Officer does not have the required information to complete this duty regarding the number of electors in a given electoral district until after the completion of a confirmation process. This process is not completed until 10 days after the issue of the Writ of Election. Given the time frame, it is impossible to be able to inform electors and candidates or supply all registered political parties and have maps created. The distribution of polling divisions should be done by the Chief Electoral Officer with the assistance of the Returning Officers, after a Boundary Commission report is submitted.

Recommendation # 9

Modify section 16 of the Election Act to state the Chief Electoral Officer, with the assistance of the Returning Officers, subdivide each electoral district into as many polling divisions as the Chief Electoral Officer considers necessary giving due consideration to the various factors currently outlined in section 16(1)(a)(i - iv).

REGISTER OF ELECTORS

The *Election Act* provides the Chief Electoral Officer the ability to establish and maintain a Register of Electors. The Chief Electoral Officer may create, revise and maintain the Register by using a variety of means including, but not limited to, a confirmation of electors, information from the Chief Electoral Officer of Canada that was used during federal elections or by other information obtained by or available to the Chief Electoral Officer. The Act also identifies what elector information can be included on the Register of Electors.

Currently, Prince Edward Island, Yukon Territory, Saskatchewan and Manitoba are the only jurisdictions in Canada which do not have a permanent list of electors. A permanent list is one where the Register of Electors is kept updated through various methods but a full enumeration (or confirmation in PEI) of electors is not done before every election. Manitoba, Saskatchewan and the Yukon Territory have all commenced the creation of a permanent list of their Register of Electors and Elections Canada has not completed a full enumeration in Canada since 1998.

In Prince Edward Island, confirmation forms were created from the elector information held on the Register of Electors. Over six hundred confirmation officers would commence the process of visiting every residence in every District within 48 hours of the Writ of Election being issued and had one week to complete the process. Immediately thereafter, the preliminary list of electors was created. This preliminary list was then provided to the Returning Officers, political parties and candidates. There is a one week period for further registration of electors until the official list of electors is created and distributed. The cost of conducting a province-wide enumeration (confirmation) for this past election was approximately \$300,000 and continues to increase with every election. As Elections PEI also conducts elections for the four larger municipalities in PEI, a confirmation process is completed for the municipal election at a cost of over \$100,000. With the improvement in technology, there are methods of keeping a Register of Electors updated without conducting a full scale enumeration or confirmation process.

Elections PEI completed a province wide confirmation process for the last general election on May 4, 2015. As

a result, there are 100,343 names currently on the Register of Electors.

There are several factors which support having a Permanent Register of Electors. Currently, a person who has lived in PEI their entire life and is missed in the confirmation period may not appear on the Register of Electors. By creating a Permanent Register, all persons would remain on the Register and addresses kept updated by other sources of information such as Elections Canada, MVB, Vital Statistic, internet voter lookup and registration in conjunction with targeted enumeration prior to an election. In a high majority of areas in Prince Edward Island, there is little movement of electors which would require modification or updates to a Registry. The availability of the list of electors would not be dependent on waiting for the confirmation process and a preliminary list of electors would be available prior to the issue of the Writ of Election.

With the confirmation process, the top two political parties are responsible for nominating persons to conduct the enumeration. This involves over 600 people Island wide and it is becoming very challenging for the political parties to find enough people to fill all the positions. There was a recent increase in the pay of these workers but Returning Officers still heard many comments that the payment for services was not adequate, especially in the rural area where some confirmation officer's travel exceeded 600 kilometers.

In the past, confirmation officers knew most of the people they were confirming. With changing demographics and personal security issues, having confirmation officers attend residences now requires risk assessments to be completed by the confirmation officers for their own safety. In the past election, we had numerous confirmation officers bitten by dogs, injuries due to falls, doors slammed in faces and verbal insults.

Recommendation # 10

Modify the wording in the Act between section 24.3 and 34.1 which deals with the confirmation process to eliminate the requirement to have a Province wide enumeration and enable targeted enumeration (confirmation) to be conducted by a Returning Officer in their District, in consultation with the Chief Electoral Officer.

A Permanent Register of Electors would require constant updating which would take time and expertise. There is currently a position of Manager of Election Operations position within Elections PEI which has been vacant since 2012 due to budget restraints. This position should be reinstated with the responsibility to ensure the Register of Electors is always current. It may be possible to cost share this position with our municipal partners as eliminating this process would provide a cost savings to them during a municipal election. There would be an overall cost savings during an election event by having a Permanent Register of Electors but the annual cost to Elections PEI would increase. Hiring a person for four years at an estimate of \$40,000-\$50,000 per year as compared to \$300,000-\$400,000 every four years to conduct the confirmation process (Provincial and Municipal elections) is more cost effective.

Recommendation # 11

Review budgetary requirements for Elections PEI to allow the Chief Electoral Officer to reinstate the position of Manager of Election Operations.

One of the items identified as information which can be collected from an elector and contained in the Register of Electors is the telephone number of an elector. With technology, there are now numerous methods which could be used to contact an elector.

Recommendation # 12

Modify section 24.1(5)(c) to remove the statement “the telephone number of the person” and replace it with “the contact information of the person”.

IDENTIFICATION AND PROOF OF RESIDENCY

With a Permanent Register of Electors, there has to be opportunities provided for electors to be registered to vote, prior to ordinary polling day. This can be accomplished by providing on-line registration as well as strategic registration locations which would be available prior to ordinary polling day. Further registration would

always be available at the Returning Officer’s headquarters. With a confirmation process where confirmation officers were visiting electors in their house, there was no requirement for an elector to prove where they lived as it was evident with the personal visit. Without this, the only process would be for an elector to provide proof of residency. In conjunction with the residency requirement, persons wishing to be registered should also be required to provide documented identification with documentation prescribed by the Chief Electoral Officer. This can be accomplished by providing one or more pieces of identification which between them, show the name, current address and signature of the elector. A PEI driver’s license or identification card provides all three of these items. The requirement for identification has started to become a standard across Canada within the election process with the changing population trends. Electors who choose to register on line would be subject to the same identification and proof of residency requirements.

Recommendation # 13

Modify section 24 of the Act to include the requirements for an elector to be added to the Register of Electors they must provide proof of residency and identification in the prescribed form as prescribed by the Chief Electoral Officer.

OFFICIAL LIST OF ELECTORS

Currently, there are three versions of the list of electors. A preliminary list, which is developed during the confirmation process; a revised list made up of any modifications to the list after the confirmations process; and the official list of electors which is the combination of the previously mentioned lists and is the one used at the polls. The preliminary list of electors is not available until 18 days prior to ordinary polling day. There is additional voter registration permitted up to 13 days prior to ordinary polling day which allows for the revised list of electors available 11 days prior to ordinary polling

day. This is also the day the combined list or official list of electors is available.

If the recommendation to create a permanent list of electors is accepted, there is a requirement to keep the Official List of Electors updated prior to and during an election. Each District Returning Officer would be responsible to ensure elector registration is continued throughout an election event to ensure a complete and comprehensive list of electors is developed.

With technology, it is possible to provide the list of electors in an electronic format to the Returning Officers, political parties and candidates. It is also possible to keep the list electronic and the poll officials use the electronic version. This would eliminate the requirement to provide paper copies. Candidates (or their delegate) can be provided access to their District list of electors through a secure internet portal once the candidate is registered with Elections PEI. A Manager of Election Operations position has been vacant for the past three years due to budget restraints. If this position is reinstated, it would be this positions responsibility to ensure the register is kept current at all times.

An issue with the current Act is the posting of the list of electors. The list of electors in contains the name and address of each elector. Although some of this information is in the public domain, the manner in which the list is created and maintained provides private information. There are privacy issues raised with the disclosure of this type of information. Prior to the release of the list of electors, all candidates must read and agree to keep the list of electors and the information on the list private and it can only be used for election purposes. All election officials must also make a declaration on the confidentiality of information they are involved with during the election process. There are provision in the Act for the returning officer to post the list of electors in their headquarters and in or near a public place as near as practicable to the polling station.

Recommendation # 14

- a) *If a permanent list of electors is approved, section 62 to be completely reworded to remove any reference to the confirmation process and the printing of copies of the list of electors. A preliminary list would initially be*

supplied and a supplementary list of those registered would be available to the Returning Officers and candidates. The official list of electors combines the preliminary and supplementary lists.

- b) *Add to this section a requirement, if available, to transmit the preliminary, supplementary and official list of electors electronically to each returning officer, political party and candidate. Political Parties could have access to this on a yearly basis in a non-election year and within 2 months prior to the issue of the Writ of Election.*
- c) *Remove the requirement for the returning officer to retain 5 copies of the list of electors for use in the performance of his or her duties but to have access to a list of electors in the event it is required.*
- d) *Remove the requirement to post a copy of the list of electors at or in a public place as near as practicable to the polling station.*

BALLOT PAPERS

There are a few challenges with the current process for the printing of the ballots. Currently, candidates must be nominated prior to the ballots being printed. This restricts any form of advance, mail in or special voting processes until 13 days prior to ordinary polling day when the printer is able to provide ballots with candidate names. Mail in ballots are mailed on the 12th day before ordinary polling day which provides a very restricted time frame for ballots to be returned to Elections PEI. This created a barrier for several electors who were unable to vote in the last election as the time frame was not available to be able to return the ballot in time for ordinary polling day. In consultation with other jurisdictions, many have resolved this issue with the creation of a “special” ballot. This type of ballot would be available as soon as the Writ of Election is issued. The ballot would use the same paper and colour format as a regular ballot. The “special” ballot would list the registered political parties instead of the candidates names and an elector would make a mark by the political party they would like to vote for in their respective District. These would be used prior to a

candidate being nominated and the ballots listing the candidate's name being printed. If a person wished to vote for an Independent, they would have to delay their vote until a candidate is nominated and regular ballots are printed.

The process used for these ballots would be for voting at the Returning Officer Continuous Poll (recommendation # 36 - if adopted) and the mail-in ballot voting rules under Schedule 2 of the *Election Act*. The cut off for mail in ballots would remain the same but the restriction on waiting for ballots to be printed with candidate names would be eliminated.

Recommendation # 15

Modify section 54 of the Election Act to add a subsection which outlines the specification of a ballot in which lists the registered political party. This would be called a "Special Ballot" and reference to a new Form 5 which would outline the specifications.

Section 54(8) of the *Election Act* also stipulates on each ballot each candidate shall have their name, address and political affiliation. The nomination process of a candidate confirms they are eligible to vote in PEI and therefore eligible to be a candidate. The address of a candidate should be removed as being a requirement on the ballot.

Recommendation # 16

Modify section 54(8) of the Election Act to remove the requirement to have the address of the candidate included on the ballot.

Section 52 to 55 of the Act deal with the design of the ballot box and ballot papers but require modification as there are several subsections which deal with other items such as Directions to Electors (which is dealt with in section 64 - Proceedings at the Poll) and with supplies needed by the Returning Officer. The Act needs to be modified to position all or portions of these sections in

the correct section of the Act (could be listed under the sections of the Act which deal with the Deputy Returning Officer section 49-51). Documentation which is applicable to the ballot papers may remain within this section of the Act.

Recommendation # 17

1. *Move section 53(5) of the Act which specifies the deputy returning officer must keep the poll book, forms, envelopes and ballots in a secure place and insert it under Proceedings at the Poll section 64.*
2. *Remove section 53 (6) of the Act which deals with the notice called "Direction to Electors" and where they are to be posted. This information is located in section 64(b) which deals with Proceedings at the Poll.*
3. *Remove section 55(c) to (i) of the Act which deal with supplies provided to the deputy returning officer and add in a section 50.1 to state the Returning Officer will supply the deputy returning officer with the items listed in section 55(c) to (i).*

PERSONS PRESENT IN POLLING STATION

Section 59 of the *Election Act* states that only authorized persons can be in the room where votes are given when the polls are open. This section was last modified in 1974 and numerous changes have been made to polling locations and to improve efficiencies with the process. In the past election, several polling locations had between one (1) and fourteen (14) polling stations in the same room making this section challenging to comply with. There are no provisions current in the Act to allow for the media to enter the polling locations. Exceptions have been made by the Chief Electoral Officer in writing to allow media to attend and report on election activities with specific terms and conditions.

Recommendation # 18

Modify section 59 of the Election Act to indicate the only persons permitted to be in a polling station while the poll is open would be an election officer authorized by the Chief Electoral Officer, candidates, an agent of the candidate, an elector intending to vote, a friend or relative who is helping the elector, media representatives authorized by the Chief Electoral Officer and other persons authorized by the Chief Electoral officer for educational or audit purposes.

Election Act - 1913 when the ballot boxes were made of metal and all the supplies required for the running of the poll were transported in the ballot box. Today, ballot boxes are cardboard and are required to be put together by the returning officer. Supplies and ballots are transported in a separate container.

Recommendation # 20

Modify section 64 of the Act to indicate the deputy returning officer is to assemble the ballot box, allow the poll clerk and the candidate or agents to ensure the ballot box is empty then seal the ballot box with the seal (s) provided by the Chief Electoral Officer.

POLLING STATIONS

With modern facilities being built in several communities and Districts, it has become advantageous to have numerous polling stations located within one polling location. Examples from the past election are in District 6 (community of Stratford and District 16 (community of Cornwall) were all the polls were held in one location. These facilities provided ample parking, washroom facilities and room for numerous polls to be accommodated. It also does not allow for an elector to be turned away from voting by attending the wrong polling station. This section only applies to those Districts with polling division in close geographical proximity.

Recommendation # 19

Modify section 56(1)(c) of the Election Act to remove the limit of 10 polling stations in one central polling place to allow for any number of polling stations.

There is also a requirement in the current Act for the deputy returning officer to read aloud his or her commission. This was a requirement as far back as the *Election Act - 1913*, when the deputy returning officers were appointed by a commission by a returning officer and the deputy returning officer had to announce the candidates running for Councillor and Assemblymen. Over the years, the requirement to announce the candidates was removed from the Act. Today, deputy returning officers are appointed by the returning officer and all election officials are required to complete a declaration of office. There is no practicable requirement for a deputy returning officer to read anything out loud at the poll.

Recommendation # 21

Remove from section 64 the requirement for the returning officer to “read aloud his or her commission.

PROCEEDINGS AT THE POLL

Section 64 of the Act refers to the procedure a deputy returning officer is to follow prior to the opening of the poll. The Act refers to opening the ballot box and removing the contents. This process is recorded in the

In section 64(d) it states the ballot box is to be placed on a table in full view of all present where it shall remain sealed until the close of the poll. There have been incidents where an elector attends the polling location but is unable to exit their vehicle or physically unable to make it into the poll location. The election officials,

along with the candidate agents have taken the ballot box and ballots out to the vehicle to enable the elector the right to vote but there are no provisions in the Act to accommodate this type of event. As long as the transaction is completed in full view of all the election officials and candidate agents, this does not appear to be out of context for getting every vote to count.

Recommendation # 22

Modify section 64 with an additional subsection permitting the responsible election official to temporarily suspend voting proceedings in order to allow an elector to vote. The elector must be at the nearest possible location to the polling location and be allowed to vote in a process that is similar to the ordinary voting process. The election official must ensure the marked ballot is placed in the ballot box and take whatever steps are required to maintain the secrecy of the vote.

One of the challenges faced by election officials is ensuring the elector who is voting is the correct elector on the list of electors. There are numerous electors with the same name and with our new data base for the Register of Electors, the date of birth of the elector is required to be able to add a person. If the recommendation is accepted that to be added to the Register of Electors the elector must show proof of identification and residency, this would be the process for anyone who was not on the list of electors and required to be registered at the polls. When an elector does attend the polls to vote and is on the list of electors, the elector should provide one piece of identification which matches their name on the list of electors. In this past election, there were several incidents where the identification of the elector was an issue but with no requirement to produce any identification, there was little an election official could do other than issue the oath of elector. If an elector is not able to produce the required identification, there would be a requirement for them to make a declaration attesting to their name, address and eligibility to continue with the voting process.

Recommendation # 23

Modify section 65 of the Act to require an elector to produce identification, as prescribed by the Chief Electoral Officer in the prescribed form if their name is on the list of electors. If identification cannot be produced, the elector would then be required to make a declaration attesting to their name, address and eligibility in writing prior to being issued a ballot.

Within section 65 of the Act, there are provisions for an elector to take an oath in the prescribed form which outlines the qualifications of an elector. With the demographics of Canadian society changing, there are numerous religions which do not follow the Christian faith. Persons are permitted to take an affirmation if requested. This has been changing across many jurisdictions in Canada. When a person swears an oath, they are swearing the contents of the document are true and correct. A person who makes a declaration is declaring the contents of a document are true and correct. An oath and a declaration have essentially the same legal effect. In our current election process, electors wishing to vote by mail in ballot are required to make a declaration as to their eligibility. There are numerous electors who will not take or are not comfortable in taking swearing an oath in order to vote.

Recommendation # 24

Modify the requirement in section 65, 67, 69, 70 and 70.1, where an "oath" is required to be administered by removing the words "oath" and replace it with 'declaration'.

Section 66(a) of the Act indicates an elector must mark the ballot by making a cross beside the candidate they intend to vote for. Judicial decisions on acceptable marks indicate any mark which clearly identifies who the elector was casting their ballot for is acceptable. This

mark must not be identifiable. Other provisions of the Act clearly indicate what is acceptable or not acceptable when counting the ballot (section 76).

Recommendation # 25

Modify section 66(a) of the Act to include a cross or check mark regarding how the ballot is to be marked by the elector.

DETERMINATION DAY

Determination Day or the official addition of the votes is currently prescribed to commence at 10:00 a.m. on the Monday, the 7th day after ordinary polling day. This time period was given for the Returning Officer to gather the required information and dates back to the early 1900's. All ballot boxes and statement of the polls are returned to a Returning Officer after the counting of the ballots on ordinary polling day. There is no requirement to wait an additional 7 days to conduct the official counting of the votes. If the statement of the poll is not available or there are challenges in completing this duty, the Returning Officer would be given 7 days to complete the addition of the votes.

Recommendation # 26

Modify section 87(1) of the Act to reflect the addition of the votes shall commence at 10:00 a.m. Wednesday, the second day after ordinary polling day.

Recommendation # 27

If recommendation # 26 is accepted, modify section 90 to indicate the official addition of the votes shall be completed no later than the 7th day after ordinary polling day.

At the conclusion of the official addition of the votes, there is a requirement for the Returning Officer to transmit, by personal delivery or registered mail, a copy

of the recapitulation sheet to the candidate and the Chief Electoral Officer. With the technology available today, there are more efficient methods of getting this document to the candidate and Chief Electoral Officer. To provide guidance and consistency, the method the recapitulation sheet is to be transmitted would be in a manner prescribed by the Chief Electoral Officer.

Recommendation # 28

Modify section 90 to remove the requirement for personal delivery or registered mail. Insert after transmit "in a manner prescribed by the Chief Electoral Officer".

JUDICIAL RECOUNT

If the recommendation # 26 is adopted, section 91(1) would need to be modified. Currently it states a candidate has four (4) days after receiving the recapitulation sheet to apply for a judicial recount. With the recommendation to move the date of Determination Day (Wednesday- 2 days after ordinary polling day) and the candidate is notified on this date, two of the four days indicated would fall on a weekend and there is no opportunity to make the application before the Chief Judge. This could be amended to indicate three (3) days, excluding Saturday and Sunday or five (5) days including Saturday and Sunday, to give the appropriate amount of time.

Recommendation # 29

If recommendation # 26 is adopted, modify section 91(1) of the Act to state a candidate has three (3) days, excluding Saturday and Sunday, to file an application for a judicial recount.

A candidate is currently the only person who can apply for a judicial recount. In order to make this process streamlined, other jurisdiction have provided the ability for the District Returning Officer to request a judicial

recount if the difference of the number of ballots counted between candidates is very close. This provides a fair and transparent process for all candidates and election officials and would provide for a timely resolution for a judicial recount.

Recommendation # 30

Add an additional subsection within section 91 to include if the ballot count between candidates is 10 or less, the District Returning Officer shall make the application to the Chief Judge of the Provincial Court for a recount. There will be no requirement for any deposit to be made with this application.

Currently, when there are an equal number of votes between candidates, the returning officer is required to “toss a coin to determine the winning candidate”. There is much debate on what is the best process to follow. Across Canada, at least one jurisdiction draws the name out of a receptacle and two jurisdictions had the Returning Officer cast the deciding vote. In many jurisdictions, there is a by-election called within a certain time frame. By-elections in our current Act are commenced when a member’s seat becomes vacant and held within six (6) months of the vacancy.

Recommendation # 31

Modify section 102 of the Act to reflect if it is reported to the Returning Officer after the judicial recount there exists an equality of votes between 2 or more candidates, the Returning Officer would indicate on the back of the Writ of Election, Form 1, that no candidate can be declared elected as 2 or more candidates had the same number of votes.

Section 110 of the Act would also have to be amended to reflect that if it is reported by a Returning Officer they were unable to report a member elected, the Chief Electoral Officer, as soon as possible, will present a report to the Speaker that the office of the member is vacant, in which case an order from the Lieutenant Governor in Council would be issued to institute a by-election as regulated by section 5.1(2) of the Act.

RETURNING OFFICER CONTINUOUS POLL

An area which could be improved is the area of voting opportunities the time the Writ of Election is issued. There are provisions for mail-in ballots to be issued and if Recommendation # 20 is adopted, this will alleviate much of the issue relating to the time restraints due to the mail system. If Recommendation # 20 is adopted, it provides an opportunity to have some selective polls open when the Writ of Election is issued as there would be no requirement to wait for candidate names as a person could vote for a party. Many jurisdictions across Canada have implemented continuous polls at the headquarters of the Returning Officer. This is consistent with Recommendations # 5 and # 6. The Returning Officer would appoint a presiding officer for the continuous poll and where required, an assistant presiding officer.

The process for voting would follow the same process in the advance voting. Counting of the continuous poll would be conducted by the presiding and assistant presiding officer.

Recommendation # 32

- a) *Add a section after section 63 to reflect a Returning Office Continuous Poll. Each Returning Officer would establish a continuous poll to be conducted when the Returning Officer’s headquarters is open to the public.*
- b) *Add after section 49 the requirement for the Returning Officer to appoint a presiding officer and if required, an assistant presiding officer for the headquarters to look after the continuous vote, mail-in ballot and any other special ballot processes.*

There would also be an opportunity to have an elector from anywhere in PEI vote at any Returning Officer’s headquarters. The Vote Anywhere process would be the same process followed for a mail-in ballot where the special ballot is placed in a ballot envelope then into a certificate envelope. The Vote Anywhere package

would be delivered to the appropriate District Returning Officer and would be counted separately but in the same manner as the mail-in ballots. The presiding officer would be responsible for the Vote Anywhere, mail-in ballot and continuous poll. If the Vote Anywhere or Mail-in ballots consist of 15 or less votes, they can be counted with the continuous poll count.

Recommendation # 33

Add a section after section 63 to reflect the additional voting opportunity for an elector to vote at any Returning Officer's Headquarters from the time the Writ of Election is issued until three (3) days prior to ordinary polling day.

SCHEDULE 2 - MAIL-IN BALLOT VOTING RULES

Schedule 2 makes numerous indications on the process of how the mail-in ballot process is to work. Section 21 advises the Chief Electoral Officer shall, for the purpose of these rules, prescribe (a) security instructions for the safekeeping of ballot papers, inner envelopes, certificate envelopes and all other election documents and (b) instructions for the receiving, sorting and counting of the mail-in ballots.

Sections 23 to 26(1) make reference for the Chief Electoral Officer to do some process then the Returning Officer to do some of the same process. There are many duplication and processes which should be part of the processes prescribed by the Chief Electoral Officer.

Recommendation # 34

Removed from Schedule 2, section 23 to section 26(1) and amend the number of the sections in Schedule 2.

If recommendation #32 and #33 are adopted, the wording for a presiding officer and assistant presiding officer is required. This would also mean the mail-in ballots are counted by the presiding officer and not the advance poll deputy returning officer.

Recommendation # 35

In section 26(2), replace the words "advance poll ballots with "mail-in ballots" and replace "deputy returning officer, poll clerk" with "presiding officer, assistant presiding officer.

If the recommendations for a special ballot are adopted (recommendation #15) there are sections which require amending in Schedule 2 along with some general modification requirements. Section 3 - Schedule 2 indicates the ballot used in the mail-in ballot process shall be in the form set out in Form 4 of Schedule 1. A new Form 5 will be required.

Recommendation # 36

Add a Form 5 to indicate the specifications of the special ballot.

Section 13 - Schedule 2 indicates an elector would receive a ballot paper containing the name and particulars of a candidate. This needs to be amended to include the political party.

Recommendation # 37

Modify section 13 to add in after "particulars of the candidate", "or registered political party" for whom he or she intends to vote.

Section 18(4)(b) - Schedule 2 lists where an incarcerated person may list as a voting location as the residence of a spouse, parent or dependent of the eligible elector. There are additional circumstances where a person may not be a spouse but they are living together.

Recommendation # 38

Modify section 18(4)(b) by adding "adult interdependent partner" after "spouse".

EMPLOYMENT STANDARDS ACT

ELECTION WORKERS

Under section 16(2) of the *Employment Standards Act*, employees are entitled to an unpaid rest or eating period of at least one-half hour at intervals such as a result, no employee works longer than five consecutive hours without an unpaid rest or eating period. Our poll election officials work from at a minimum of 10 hours and are not given the opportunity nor is it compatible to the position to allow for the regulated rest periods. Section 41 of the *Employment Standards Act* allows for regulations to be made to exempt any class of employers or employees from the application of this Act.

Recommendation # 39

A regulation under the Employment Standards Act is required to be established to exempt Deputy Returning Officers, Poll Clerks, Supervising Deputy Returning Officer, Constables and all other election officials who work at the polls from the provisions of the Employment Standards Act. This also needs to be added to the Election Act.

ELECTION EXPENSE ACT

REGISTRATION OF CANDIDATES

Candidates must be nominated by 2:00 p.m., Friday, the 17th day before ordinary polling day (section 36 to 42 of the *Election Act* deals with candidate nominations) but section 9(2) of the *Election Expense Act* states must be registered prior to accepting contributions for their candidacy. During this past election, section 9 of the *Election Expense Act* was not followed as intended. Once this was identified, the Chief Electoral Officer worked with the respective political parties to correct the situation. The registration of a candidate provides information regarding a candidate such as the name, address and political party affiliation along with where records will be kept and the auditor and official agent of the candidate. This is separate from a nomination paper. The registration of a candidate can take place prior to the issue of the writ of election. After the issue of the writ, when the candidate does file their nomination papers, the registration papers can be filed at the same time and the candidate would then be registered and nominated.

The purpose of this section in the *Election Expense Act* is to limit a candidate or party of accepting contributions prior to officially being registered. If a potential candidate is not registered and cannot accept funding, the candidate would not be able to spend any funds. If a candidate is not registered, they would not be entitled to set up a campaign office, get utilities hooked up or have any expenditures or contributions. They would not be entitled to receive either a preliminary or official list of electors.

Recommendation # 40

Add to section 9(2) of the Election Expense Act the requirement that a candidate cannot have any expenses prior to being registered.

With the internet and social media playing a large part in the lives of a vast majority of electors, advertising through this medium has increased dramatically yet there are no provisions or guidelines for candidates or political parties to follow. Section 13(5) of the *Election Expense Act* does make reference to printed advertising, handbills, placards, posters and broadcast or telecast advertising and section 17 outlines campaign advertising of any broadcast undertaking, newspapers, magazines and other periodical publication. There is no reference to the internet and social media.

Recommendation # 41

- a) *In section 13(5) remove “All political printed advertising, handbills, placards, posters and broadcast or telecast advertisements” and replace with “All political advertising”.*
- b) *In section 17(1), remove subsections (a) and (b) and replace it with “all political advertising”.*

All the references to price increases within the Act are increased based on the annual Consumer Price Index (CPI) published by Statistics Canada using the annual 1995 index. These numbers have been kept by the Chief Electoral Officer annually but it may be time to update to a current status. CPI is current to 2014.

Recommendation # 42

Update the following:

*Section 18(1) political party election expenses - 1995 - \$6.00/ elector to **\$9.00/elector,**)*

*Section 18(2) candidate election expenses - 1995 \$1.75/elector to **\$2.63/elector,***

*Section 22(1) candidate re-imburement - 1995 - \$0.75 to 2015 - **\$1.125**) to a minimum of \$1,500 and a maximum of \$3,000,*

*Section 23(2) annual allowance for registered party - 1995 - \$2.00 to 2015 - **\$3.01***

CONTROVERTED ELECTIONS ACT

Elections PEI have limited involvement with the *Controverted Elections Act* but as the Act falls under the Legislative Assembly umbrella, if issues are identified with the Act, Elections PEI will make the appropriate recommendations. This Act is rarely used but important legislation and requires updating.

DEPOSIT REQUIRED FOR PETITION

Section 14 of the Act currently refers to the payment of a security deposit in the amount of \$600 is to be paid as a deposit. Subsection (3) states the deposit shall not be valid unless it is made in “gold coin or in Government of Canada notes or in bills of some chartered bank doing business in Canada”. The reference to gold coins goes back to at least the *Controverted Elections Act* of 1910 when gold coin was a legal tender. Gold coins have not been generally used as legal tender in Canada since 1929. Although gold coins are still in existence for mainly collectors, the acceptance of gold coin as a deposit is not a consistent form of payment. The Bank of Canada is the only supplier of bank notes which are the legal tender in Canada. The amount of the deposit, according to the *Controverted Elections Act* of 1910, was \$600. The ability to of any elector or candidate to challenge election results, candidates or election officials cannot be taken lightly which is why the amount was set very high in 1910. To compare, \$600 in 1910 is equivalent to over \$15,000 in 2015.

Recommendation # 43

*Modify section 14(3) of the *Controverted Elections Act* to remove the reference to the deposit being made with gold coins or in bills of some chartered bank doing business in Canada and insert “the deposit shall not be valid unless it is made with bank notes issued by the Bank of Canada, certified cheque or money order”.*

Recommendation # 44

*Modify section 143(2) of the *Controverted Elections Act* to the security deposit shall be in the amount of \$2000.*

Section 3

Summary of Recommendations

ELECTION ACT

Recommendation # 1

Modify section 2 of the Act to make reference that:

- the Office of the Chief Electoral Officer is an office of the Legislative Assembly.
- the Office of the Chief Electoral Officer is to be known as Elections Prince Edward Island (Elections PEI).
- Elections Prince Edward Island includes the Chief Electoral Officer, Deputy Chief Electoral Officer and such other employees as the Chief Electoral Officer may appoint pursuant to this Act.

Recommendation # 2

Modify section 9 of the *Election Act* so the Office of a Returning Officer would become vacant on the implementation of the next electoral boundary commission report and making all future appointments of a Returning Officer the responsibility of the Chief Electoral Officer. The Returning Officer's appointment would be at the pleasure of the Chief Electoral Officer.

Recommendation # 3

Modify section 9 of the *Election Act* to remove the residency requirement for a Returning Officer.

Recommendation # 4

Delete section 21(c) of the *Election Act* to remove the requirement of the Returning Officer not being entitled to be on the list of electors. (This would allow them to vote).

Recommendation # 5

Add a subsection (c) to section 14 of the *Election Act* include where a place allowing barrier-free access or suitable location cannot be located in the electoral district, the returning officer shall open and maintain a returning office in a neighbouring elector district with the approval of the Chief Electoral Officer.

Recommendation # 6

Modify section 14(2) of the *Election Act* to specify the hours the Returning Officer's headquarters are to be open from 9:00 a.m. until 6:00 p.m., or as directed by the Chief Electoral Officer, or when the advance or ordinary polls are open.

Recommendation # 7

Modify section 10 of the *Election Act* to specify that the Returning Officer, at the direction of the Chief Electoral Officer or, if the office of the Returning Officer is vacant, the Chief Electoral Officer, shall appoint an election clerk.

Further, a Returning Officer shall not appoint a member of the Returning Officer's immediate family as an election clerk.

"Immediate family" means a spouse, child, mother, father, brother, sister, uncle, aunt, niece or nephew, grandmother or grandfather or the child, mother, father, brother, sister, uncle, aunt, niece or nephew, grandmother or grandfather of the spouse.

Recommendation # 8

Modify section 15(a) (iii) of the *Election Act* to remove the requirement to forward "two" copies and replace it with "a" copy.

Recommendation # 9

Modify section 16 of the *Election Act* to state the Chief Electoral Officer, with the assistance of the Returning Officers, subdivide each electoral district into as many polling divisions as the Chief Electoral Officer considers necessary giving due consideration to the various factors currently outlined in section 16(1)(a)(i - iv).

Recommendation # 10

Modify the wording in the Act between section 24.3 and 34.1 which deals with the confirmation process to eliminate the requirement to have a Province wide enumeration and enable targeted enumeration (confirmation) to be conducted by a Returning Officer in their District, in consultation with the Chief Electoral Officer.

Recommendation # 11

Review budgetary requirements for Elections PEI to allow the Chief Electoral Officer to reinstate the position of Manager of Election Operations.

Recommendation # 12

Modify section 24.1(5)(c) to remove the statement “the telephone number of the person” and replace it with “the contact information of the person”.

Recommendation # 13

Modify section 24 of the Act to include the requirements for an elector to be added to the Register of Electors they must provide proof of residency and identification in the prescribed form as prescribed by the Chief Electoral Officer.

Recommendation # 14

- a) *If a permanent list of electors is approved, section 62 to be completely reworded to remove any reference to the confirmation process and the printing of copies of the list of electors. A preliminary list would initially be supplied and a supplementary list of those registered would be available to the Returning Officers and candidates. The official list of electors combines the preliminary and supplementary lists.*
- b) *Add to this section a requirement, if available, to transmit the preliminary, supplementary and official list of electors electronically to each returning officer, political party and candidate. Political Parties could have access to this on a yearly basis in a non-election year and within 2 months prior to the issue of the Writ of Election.*
- c) *Remove the requirement for the returning officer to retain 5 copies of the list of electors for use in the performance of his or her duties but to have access to a list of electors in the event it is required.*
- d) *Remove the requirement to post a copy of the list of electors at or in a public place as near as practicable to the polling station.*

Recommendation # 15

Modify section 54 of the Election Act to add a sub-section which outlines the specification of a ballot in which lists the registered political party. This would be called a “Special Ballot” and reference to a new Form 5 which would outline the specifications.

Recommendation # 16

Modify section 54(8) of the Election Act to remove the requirement to have the address of the candidate included on the ballot.

Recommendation # 17

1. *Move section 53(5) of the Act which specifies the deputy returning officer must keep the poll book, forms, envelopes and ballots in a secure place and insert it under Proceedings at the Poll section 64.*
2. *Remove section 53 (6) of the Act which deals with the notice called “Direction to Electors” and where they are to be posted. This information is located in section 64(b) which deals with Proceedings at the Poll.*
3. *Remove section 55(c) to (i) of the Act which deal with supplies provided to the deputy returning officer and add in a section 50.1 to state the Returning Officer will supply the deputy returning officer with the items listed in section 55(c) to (i).*

Recommendation # 18

Modify section 59 of the Election Act to indicate the only persons permitted to be in a polling station while the poll is open would be an election officer authorized by the Chief Electoral Officer, candidates, an agent of the candidate, an elector intending to vote, a friend or relative who is helping the elector, media representatives authorized by the Chief Electoral Officer and other persons authorized by the Chief Electoral officer for educational or audit purposes.

Recommendation # 19

Modify section 56(1)(c) of the Election Act to remove the limit of 10 polling stations in one central polling place to allow for any number of polling stations.

Recommendation # 20

Modify section 64 of the Act to indicate the deputy returning officer is to assemble the ballot box, allow the poll clerk and the candidate or agents to ensure the ballot box is empty then seal the ballot box with the seal (s) provided by the Chief Electoral Officer.

Recommendation # 21

Remove from section 64 the requirement for the returning officer to “read aloud his or her commission.

Recommendation # 22

Modify section 64 with an additional subsection permitting the responsible election official to temporarily suspend voting proceedings in order to allow an elector to vote. The elector must be at the nearest possible location to the polling location and be allowed to vote in a process that is similar to the ordinary voting process. The election official must ensure the marked ballot is placed in the ballot box and take whatever steps are required to maintain the secrecy of the vote.

Recommendation # 23

Modify section 65 of the Act to require an elector to produce identification, as prescribed by the Chief Electoral Officer in the prescribed form if their name is on the list of electors. If identification cannot be produced, the elector would then be required to make a declaration attesting to their name, address and eligibility in writing prior to being issued a ballot.

Recommendation # 24

Modify the requirement in section 65, 67, 69, 70 and 70.1, where an “oath” is required to be administered by removing the words “oath” and replace it with ‘declaration”.

Recommendation # 25

Modify section 66(a) of the Act to include a cross or check mark regarding how the ballot is to be marked by the elector.

Recommendation # 26

Modify section 87(1) of the Act to reflect the addition of the votes shall commence at 10:00 a.m. Wednesday, the second day after ordinary polling day.

Recommendation # 27

If recommendation # 26 is accepted, modify section 90 to indicate the official addition of the votes shall be completed no later than the 7th day after ordinary polling day.

Recommendation # 28

Modify section 90 to remove the requirement for personal delivery or registered mail. Insert after transmit “in a manner prescribed by the Chief Electoral Officer”.

Recommendation # 29

If recommendation # 26 is adopted, modify section 91(1) of the Act to state a candidate has three (3) days, excluding Saturday and Sunday, to file an application for a judicial recount.

Recommendation # 30

Add an additional subsection within section 91 to include if the ballot count between candidates is 10 or less, the District Returning Officer shall make the application to the Chief Judge of the Provincial Court for a recount. There will be no requirement for any deposit to be made with this application.

Recommendation # 31

Modify section 102 of the Act to reflect if it is reported to the Returning Officer after the judicial recount there exists an equality of votes between 2 or more

candidates, the Returning Officer would indicate on the back of the Writ of Election, Form 1, that no candidate can be declared elected as 2 or more candidates had the same number of votes.

Section 110 of the Act would also have to be amended to reflect that if it is reported by a Returning Officer they were unable to report a member elected, the Chief Electoral Officer, as soon as possible, will present a report to the Speaker that the office of the member is vacant, in which case an order from the Lieutenant Governor in Council would be issued to institute a by-election as regulated by section 5.1(2) of the Act.

Recommendation # 32

- a) Add a section after section 63 to reflect a Returning Office Continuous Poll. Each Returning Officer would establish a continuous poll to be conducted when the Returning Officer's headquarters is open to the public.
- b) Add after section 49 the requirement for the Returning Officer to hire a presiding officer and if required, an assistant presiding officer for the headquarters to look after the continuous vote, mail-in ballot and any other special ballot processes.

Recommendation # 33

Add a section after section 63 to reflect the additional voting opportunity for an elector to vote at any Returning Officer's Headquarters from the time the Writ of Election is issued until three (3) days prior to ordinary polling day.

ELECTION ACT - SCHEDULE 2

Recommendation # 34

Removed from Schedule 2, section 23 to section 26(1) and amend the number of the sections in Schedule 2.

Recommendation # 35

In section 26(2), replace the words "advance poll ballots with "mail-in ballots" and replace "deputy returning officer, poll clerk" with "presiding officer, assistant presiding officer.

Recommendation # 36

Add Form 5 to indicate the specifications of the special ballot.

Recommendation # 37

Modify section 13 to add in after "particulars of the candidate", "or registered political party" for whom he or she intends to vote.

Recommendation # 38

Modify section 18(4)(b) by adding "adult interdependent partner" after "spouse".

EMPLOYMENT STANDARDS ACT

Recommendation # 39

A regulation under the *Employment Standards Act* is required to be established to exempt Deputy Returning Officers, Poll Clerks, Supervising Deputy Returning Officer, Constables and all other election officials who work at the polls from the provisions of the *Employment Standards Act*. This also needs to be added to the *Election Act*.

ELECTION EXPENSE ACT

Recommendation # 40

Add to section 9(2) of the *Election Expense Act* the requirement that a candidate cannot have any expenses prior to being registered.

Recommendation # 41

- a) In section 13(5) remove "All political printed advertising, handbills, placards, posters and broadcast or telecast advertisements" and replace with "All political advertising".
- b) In section 17(1), remove subsections (a) and (b) and replace it with "all political advertising".

Recommendation # 42

Update the following:

Section 18(1) political party election expenses - 1995 - \$6.00/ elector to **\$9.00/elector,**)

Section 18(2) candidate election expenses - 1995 \$1.75/elector to **\$2.63/elector),**

Section 22(1) candidate re-imbusement - 1995 - \$0.75 to 2015 - **\$1.125)** to a minimum of \$1,500 and a maximum of \$3,000,

Section 23(2) annual allowance for registered party - 1995 - \$2.00 to 2015 - **\$3.01)**

CONTROVERTED ELECTION ACT

Modify section 14(3) of the *Controverted Elections Act* to remove the reference to the deposit being made with gold coins or in bills of some chartered bank doing business in Canada and insert "the deposit shall not be valid unless it is made with bank notes issued by the Bank of Canada, certified cheque or money order".

Recommendation # 44

Modify section 143(2) of the *Controverted Elections Act* to the security deposit shall be in the amount of \$2000.

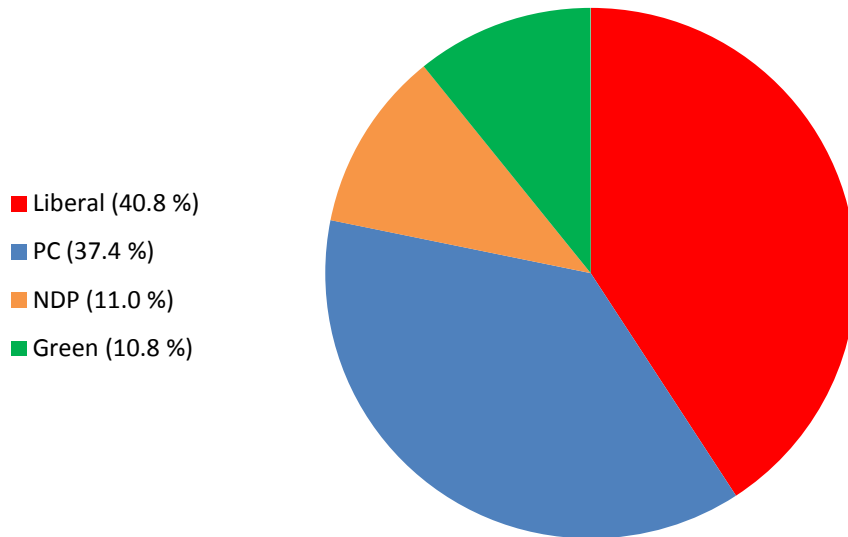
Section 4

Summary of Election Results

Total Number of Ballots Cast

Liberal Party of PEI	33478
Progressive Conservative Party of PEI	30664
New Democratic Party of PEI	8994
Green Party of PEI	8850
Rejected Ballots	352
Total Ballots Cast	82,338

Percentage of Votes



Historical Statistics on Provincial General Elections form 1966 to 2011

Date of Election	Total # of confirmed Electors (list of electors)	Percentage of Voter Turnout
1966, May 30	56, 861	85.65 %
1970, May 11	65, 201	87.32 %
1974, April 29	71, 429	82.10 %
1978, April 24	74, 857	86.30 %
1979, April 23	78, 517	83.80 %
1982, September 27	87, 473	78.20 %
1986, April 21	86, 813	87.60 %
1989, May 29	89, 230	80.80 %
1993, March 29	92, 151	80.70 %
1996, November 18	94, 015	85.84 %
2000, April 17	94, 087	84.86 %
2003, September 29	97, 180	83.27 %
2007, May 28	97, 810	83.84 %
2011, October 3	97, 967	76.53 %

Voter Turnout

No.	District	Confirmed Electors	Number of voters	Percentage of Confirmed vs Voted
1	Souris-Elmira	3103	2675	86.2
2	Georgetown-St. Peters	3571	3029	84.8
3	Montague-Kilmuir	3087	2548	82.5
4	Belfast-Murray River	3130	2676	85.5
5	Vernon River-Stratford	3415	2845	83.3
6	Stratford-Kinlock	5281	4297	81.4
7	Morell-Mermaid	3637	3010	82.8
8	Tracadie-Hillborough Park	3886	2978	76.6
9	York-Oyster Bed	5020	4071	81.1
10	Charlottetown-Sherwood	3816	3120	81.8
11	Charlottetown-Parkdale	3364	2689	79.9
12	Charlottetown-Victoria Park	3028	2444	80.7
13	Charlottetown-Brighton	3169	2712	85.6
14	Charlottetown-Lewis Point	3820	3051	79.9
15	West Royalty-Springvale	4530	3718	82.1
16	Cornwall-Meadowbank	3839	3130	81.5
17	Kellys Cross-Cumberland	4456	3797	85.2
18	Rustico-Emerald	3935	3371	85.7
19	Borden-Kinkora	4111	3398	82.7
20	Kensington-Malpeque	4460	3670	82.3
21	Summerside-Wilmot	3864	2890	74.8
22	Summerside-St. Eleanors	4027	3046	75.6
23	Tyne Valley-Linkletter	3455	2688	77.8
24	Evangeline-Miscouche	2654	2281	85.9
25	O'Leary-Inverness	3319	2695	81.2
26	Alberton-Roseville	3439	2943	85.6
27	Tignish-Palmer Road	2927	2566	87.6

Total Number of Confirmed Electors

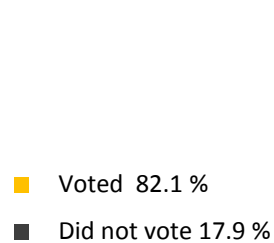
100343

Total Number of Voters

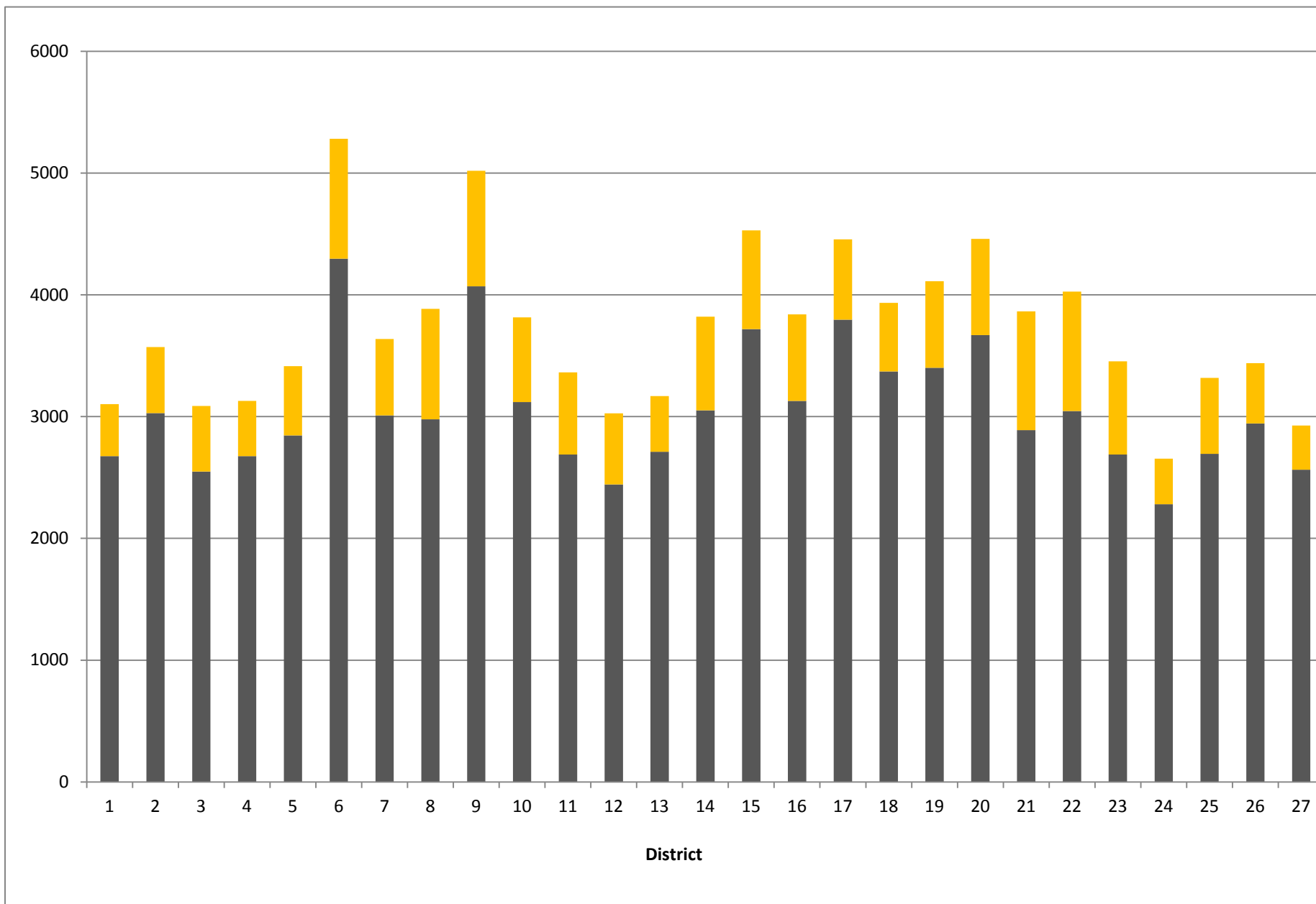
82338

Average Percentage of Voter Turnout

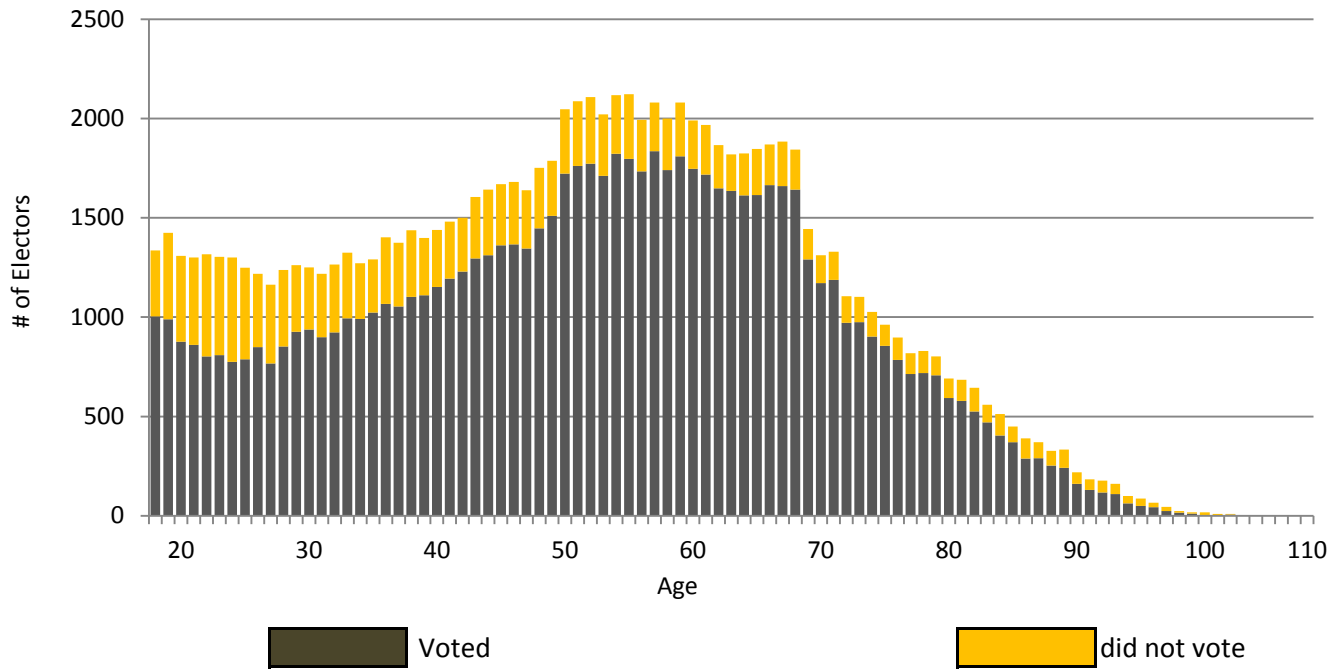
82.1



Confirmed Electors vs Number of Electors Who Voted

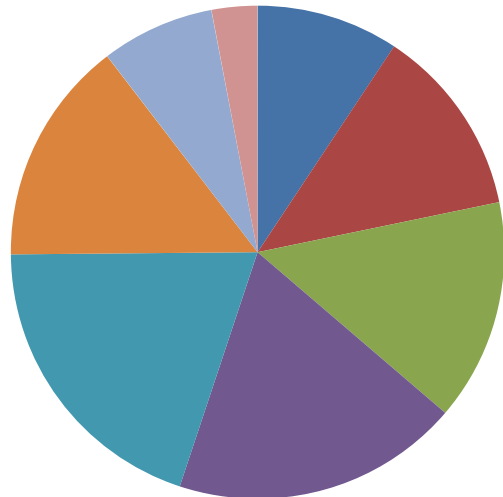


Voters by Age



Representation of Voters By Age Group

- 18-24 (65.8 % voted - 9.3 % of electors)
- 25-34 (71.7 % voted - 12.4 % of electors)
- 35-44 (79.4 % voted - 14.5 % of electors)
- 45-54 (83.9 % voted - 14.5 % of electors)
- 55-64 (87.5 % voted - 19.7 % of electors)
- 65-74 (88.6 % voted - 14.7 % of electors)
- 75-84 (85.8 % voted - 7.4 % of electors)
- 85-111 (72.9 % voted - 3.0 % of electors)



Provincial Electoral District
No. 1 Souris - Elmira



Electoral District Description

Commencing at East Point and bounded on the north by the Gulf of St. Lawrence; thence westwardly to a point on the shore of the Gulf of St. Lawrence where it intersects with township line # 42; thence southwardly along said township line to the Church Road; thence westwardly along said road to the Selkirk Road (Route # 309); thence southwardly along said road to Route # 2; thence westwardly along said road to the Dundas Road (Route # 4); thence southwardly along said road to township line # 55; thence southwardly along said township line to the Little River Road (Route # 314); thence eastwardly along said road and the Grove Pine Road to Route # 310; thence northwardly to the center of Little River; thence eastwardly along said river to Howe Bay; thence following said bay to Northumberland Strait; thence eastwardly along said strait to the point of commencement.

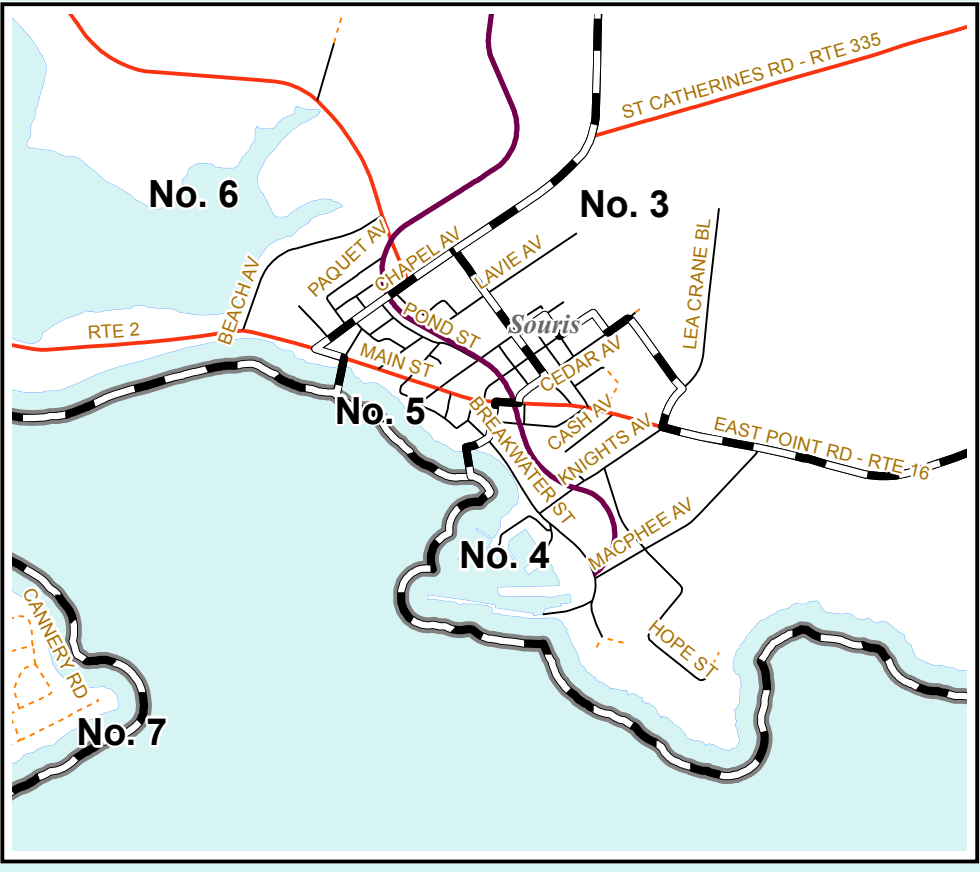
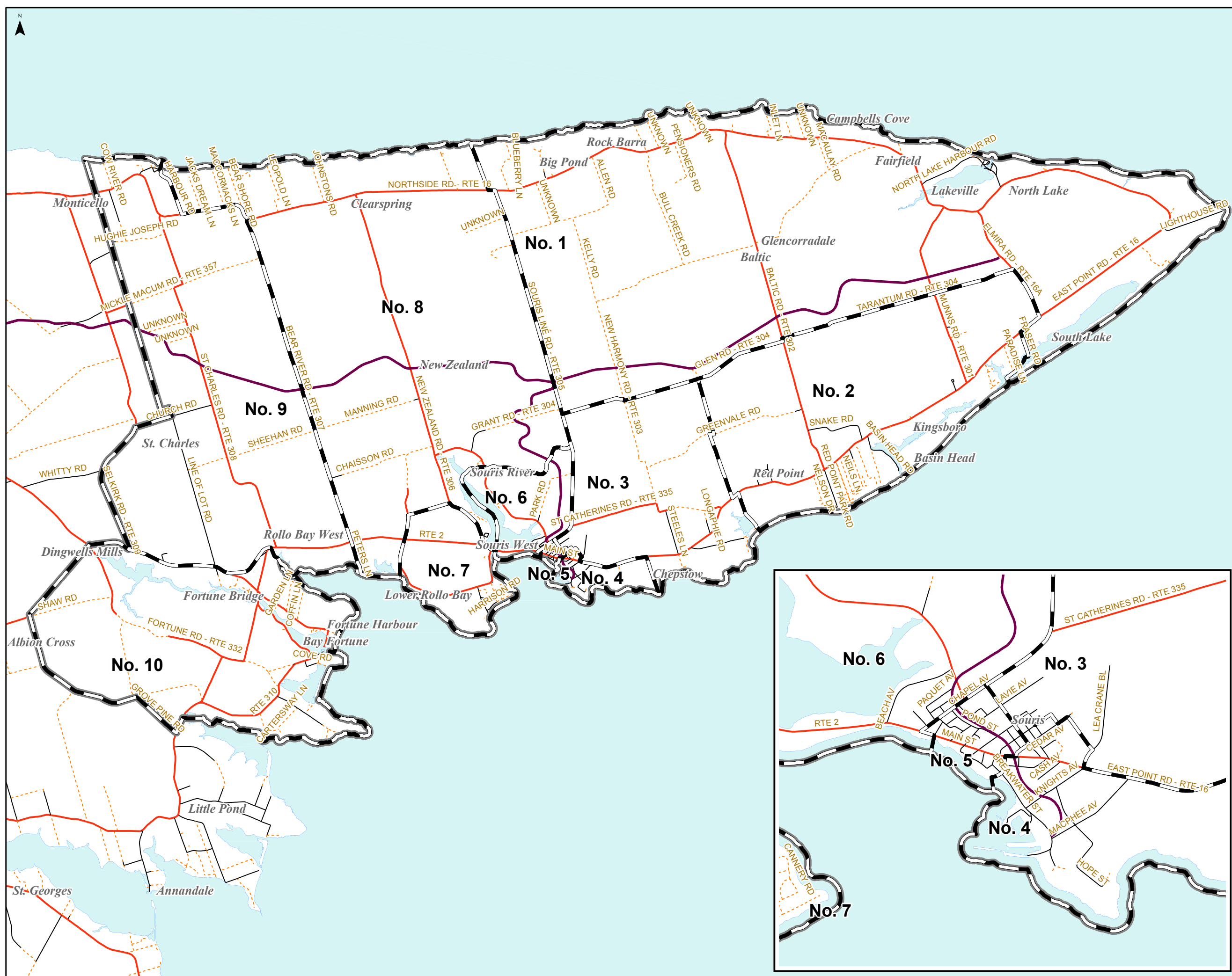
Polling Divisions

- No. 1 North Lake
- No. 2 Red Point
- No. 3 Chepstow
- No. 4 Souris East
- No. 5 Souris
- No. 6 Souris River
- No. 7 Souris West
- No. 8 New Zealand
- No. 9 St. Charles
- No. 10 Fortune

Legend:

-  Electoral District
-  Polling Division

Note:
 The maps are designed as a general index of the electoral district divisions and are not intended to be used for measurements or for legal purposes.

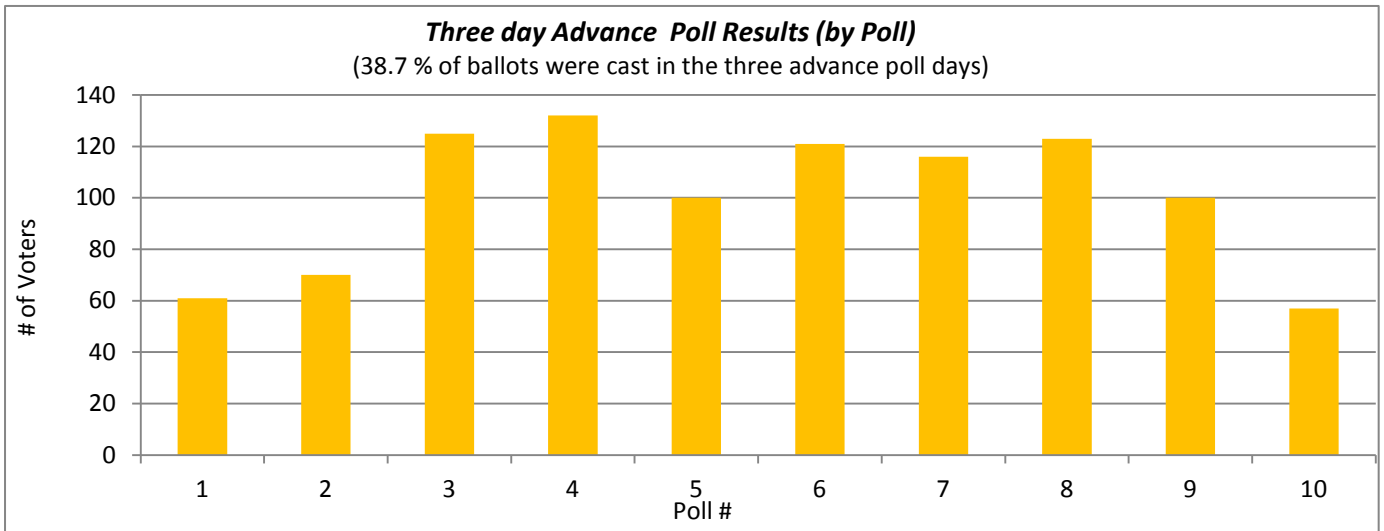


District No. 1 Souris-Elmira

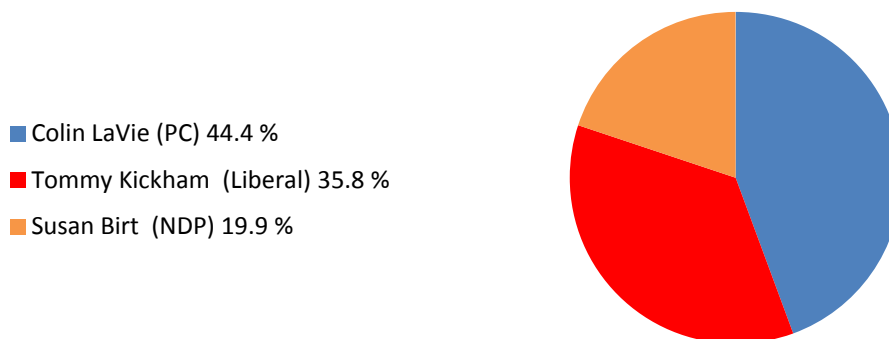
Returning Officer - Michael Clinton

No.	POLLING DIVISION	Number of Electors	Number of Ballots Cast	(NDP) Susan BIRT	(Liberal) Tommy KICKHAM	(PC) Colin LAVIE	Rejected Ballots
	Advance **		1117	191	437	481	8
1	North Lake	281	173	43	69	61	0
2	Red Point	306	195	29	66	100	0
3	Chepstow	342	163	23	49	90	1
4	East Souris	356	124	24	40	58	2
5	Souris	262	89	19	29	41	0
6	Souris River	290	129	30	39	60	0
7	Souris West	319	158	44	54	58	2
8	New Zealand	299	135	29	46	60	0
9	St. Charles	310	160	35	64	60	1
10	Fortune	338	232	61	58	110	3
TOTALS		3103	2675	528	951	1179	17

** Advance Poll Numbers include the three day advance polls, mail in ballots, mobile and hospital polls



Popular Vote For Each Candidate



Provincial Electoral District
No. 2 Georgetown - St. Peters



Electoral District Description

Commencing at a point on the shore of the Gulf of St. Lawrence where it intersects with township line # 43; thence westwardly along said shore to St. Peters Bay; thence following along said bay to a point where it intersects with an extension of the rear boundary of the farms fronting on the west side of the Anderson Road; thence southwardly and eastwardly along said extension and the rear boundary of the farms fronting on said road to the Cardigan Road (Route # 313); thence southwardly along said road to the Milburn Road (Route # 337); thence northwardly along said road to the Buckskin Road; thence westwardly along said road to the Martinvale Road (Route # 321); thence northwardly along said road to the Peakes Road (Route # 320); thence westwardly along said road to the Kenny Road and township line # 38; thence southwardly along said road and township line to township line # 38; thence westwardly along said township line to the county line between Queens and Kings County; thence southwardly along said county line to township line # 59; thence eastwardly along said township line to an extension of township line # 51; thence northwardly along said extension and township line to the Brudenell River; thence eastwardly along said river to Cardigan Bay; thence eastwardly along said bay to the Northumberland Strait; thence northwardly along said strait to Howe Bay; thence westwardly along said bay and the Little River to Route # 310; thence southwardly along said route to the Grove Pine Road; thence northwardly along said road to the Little River Road (Route # 314); thence westwardly along said road to township line # 55; thence northwardly along said township line to the Dundas Road (Route # 4); thence eastwardly along said road to Route # 2; thence eastwardly along said route to the Selkirk Road (Route # 309); thence northwardly along said road to the Church Road; thence eastwardly along said road to township line # 43; thence northwardly along said township line to the Gulf of St. Lawrence to the point of commencement and includes Boughton Island.

Polling Divisions

- No. 1 Cable Head
- No. 2 Five Houses
- No. 3 Dundas
- No. 4 Glenfanning
- No. 5 Launching
- No. 6 Head of Cardigan
- No. 7 Baldwins Road
- No. 8 Victoria Cross
- No. 9 Georgetown North
- No. 10 Georgetown South

Legend:

-  Electoral District
-  Polling Division

Note:
 The maps are designed as a general index of the electoral district divisions and are not intended to be used for measurements or for legal purposes.

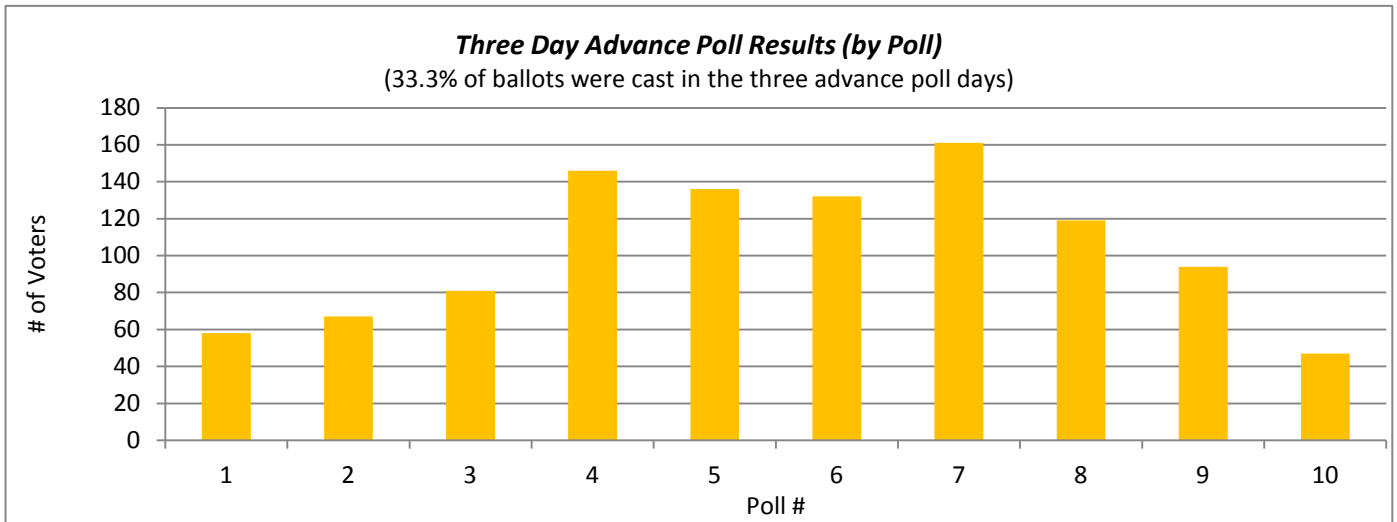


District No. 2 Georgetown-St.Peters

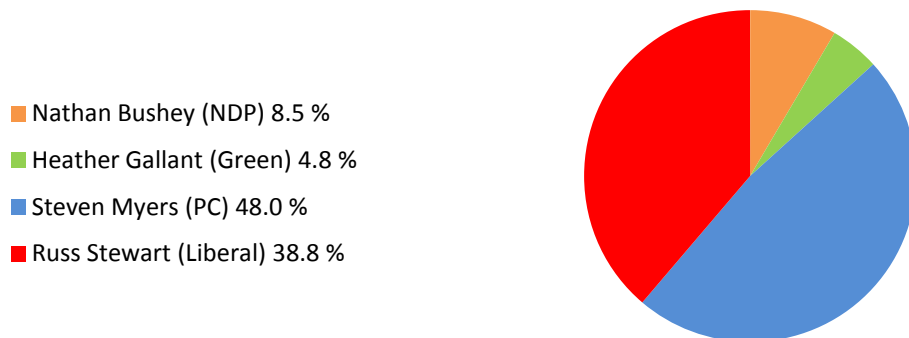
Returning Officer - Melissa MacLennan

No.	POLLING DIVISION	Number of Electors	Number of Ballots Cast	(NDP) Nathan BUSHEY	(Green) Heather GALLANT	(PC) Steven MYERS	(Liberal) Russ STEWART	Rejected Ballots
	Advance **		1043	50	31	556	402	4
1	Cable Head	363	256	35	25	96	100	0
2	Five Houses	333	217	21	6	96	93	1
3	Dundas	315	196	23	6	70	96	1
4	Glenfanning	308	116	10	5	50	51	0
5	Launching	366	189	17	20	84	68	0
6	Head of Cardigan	361	186	12	8	99	66	1
7	Baldwins Road	405	168	20	6	77	64	1
8	Victoria Cross	402	205	21	19	99	66	0
9	Georgetown North	381	214	27	10	106	70	1
10	Georgetown South	337	239	20	9	115	94	1
TOTALS		3571	3029	256	145	1448	1170	10

** Advance Poll Numbers include the three day advance polls, mail in ballots, mobile and hospital polls



Popular Vote For Each Candidate



Provincial Electoral District
No. 3 Montague - Kilmuir



Electoral District Description

Commencing at Cardigan Bay and following along the Brudenell River to township line # 51; thence southwardly along said township line and an extension thereof to township line # 59; thence westwardly along said township line to the county line between Queens and Kings County; thence southwardly along said county line to township line # 63; thence eastwardly along said township line to the Northumberland Strait; thence northwardly along the shore to Cardigan Bay to the point of commencement.

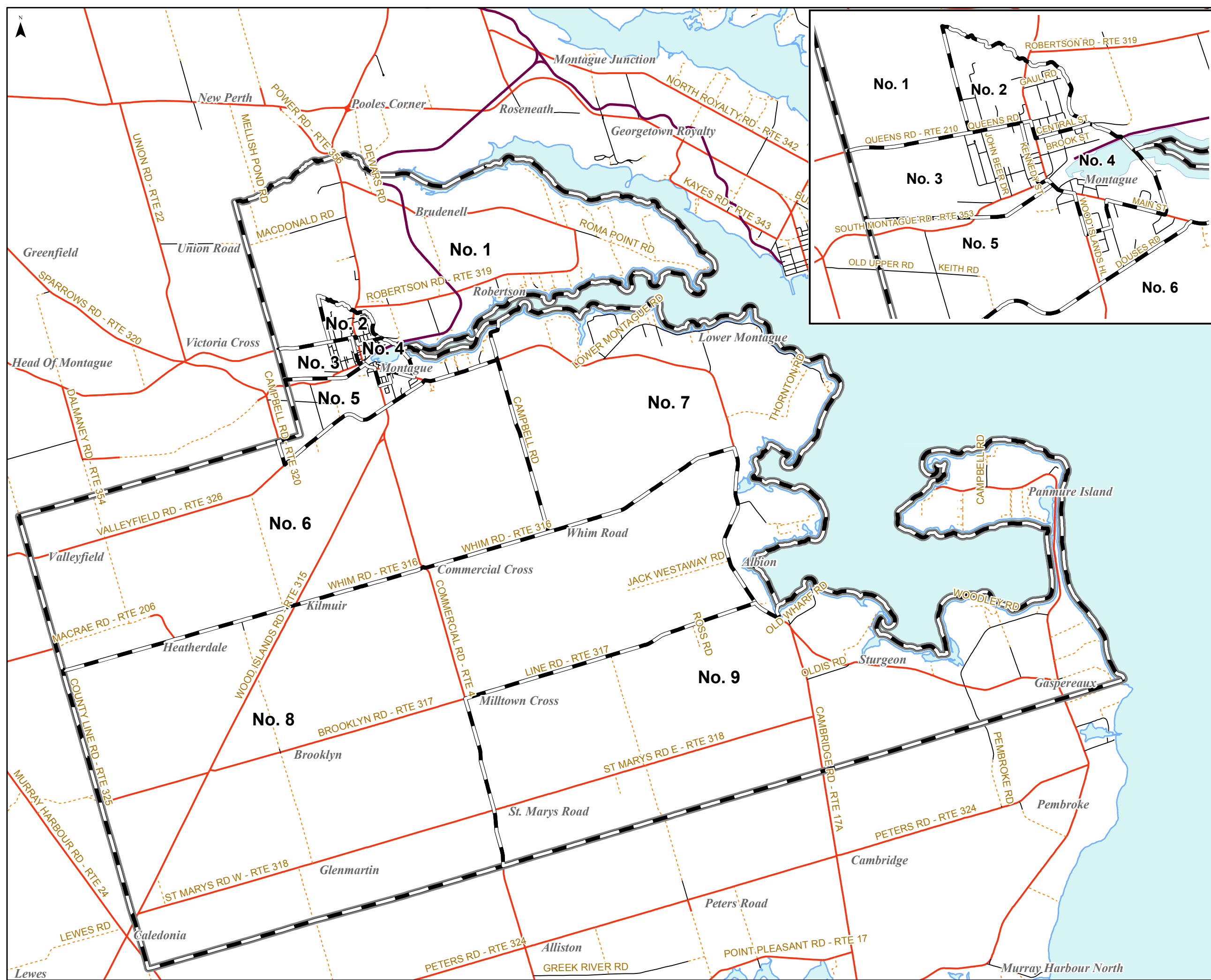
Polling Divisions

- No. 1 Brudenell
- No. 2 North Montague
- No. 3 West Montague
- No. 4 Central Montague
- No. 5 South Montague
- No. 6 Valleyfield
- No. 7 Lower Montague
- No. 8 Brooklyn
- No. 9 Sturgeon

Legend:

-  Electoral District
-  Polling Division

Note:
The maps are designed as a general index of the electoral district divisions and are not intended to be used for measurements or for legal purposes.

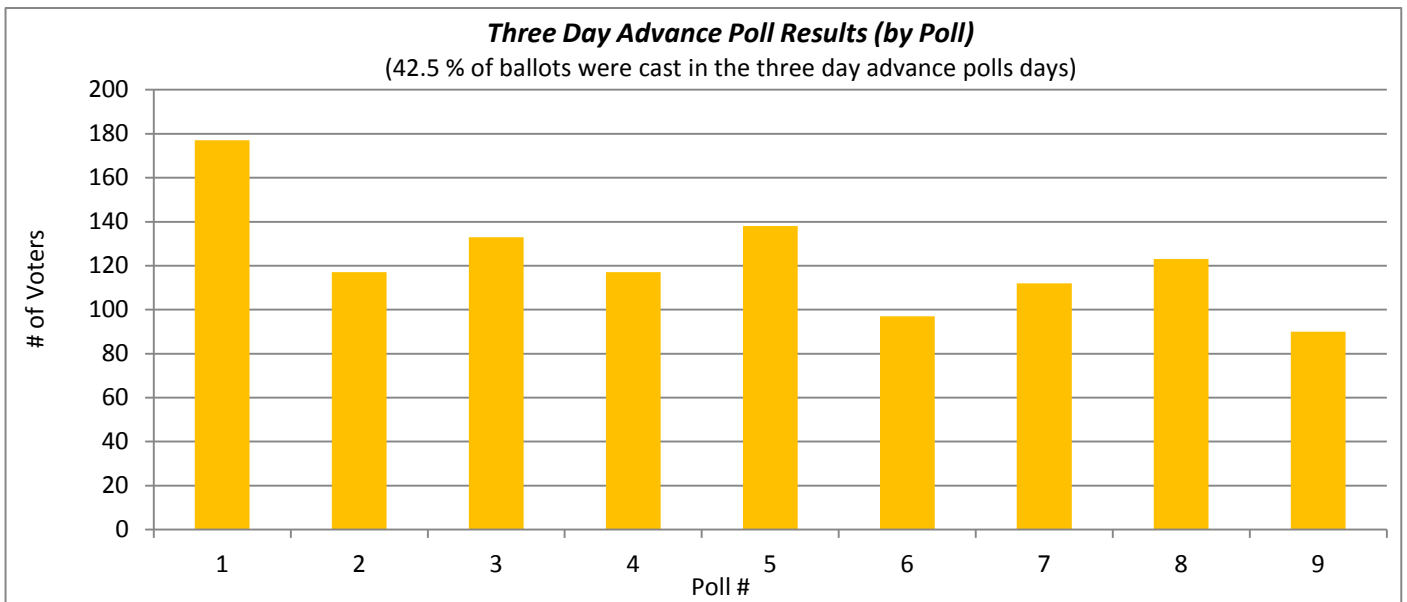


District No. 3 Montague-Kilmuir

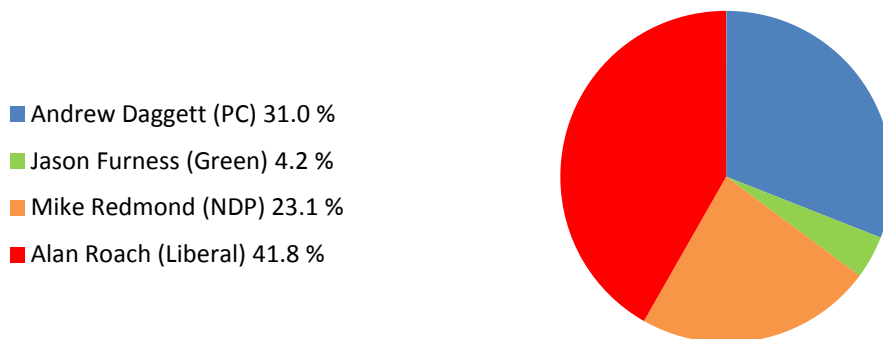
Returning Officer - Dwight Mullally

No.	POLLING DIVISION	Number of Electors	Number of Ballots Cast	(PC) Andrew DAGGETT	(Green) Jason FURNESS	(NDP) Mike REDMOND	(Liberal) Alan ROACH	Rejected Ballots
	Advance **		1199	403	28	218	545	5
1	Brudenell	394	163	48	5	35	75	0
2	North Montague	308	109	30	9	30	39	1
3	West Montague	291	107	31	9	23	44	0
4	Central Montague	395	112	25	8	33	44	2
5	South Montague	333	135	43	5	51	36	0
6	Valleyfield	324	183	66	12	43	61	1
7	Lower Montague	353	173	44	16	47	64	2
8	Brooklyn	349	166	51	7	52	55	1
9	Sturgeon	340	201	44	7	53	97	0
TOTALS		3087	2548	785	106	585	1060	12

** Advance Poll Numbers include the three day advance polls, mail in ballots, mobile and hospital polls



Popular Vote for each Candidate



Provincial Electoral District
No. 4 Belfast - Murray River



Electoral District Description

Commencing at a point on the shore of Northumberland Strait where it intersects with township line # 63; thence westwardly along said township line to the county line between Queens and Kings County; thence northwardly along said county line to the Valleyfield Road (Route # 326); thence westwardly along said road to the Murray Harbour Road (Route # 24); thence northwardly along said road to the Newtown Road (Route # 211); thence westwardly along said road to the Trans Canada Highway (Route # 1); thence northwardly along said highway to the Newtown River; thence westwardly along said river to Orwell Bay and Northumberland Strait; thence southwardly along the shore to the point of commencement.

Polling Divisions

- No. 1 Mount Buchanan
- No. 2 Iona
- No. 3 Flat River
- No. 4 Lewes
- No. 5 Wood Islands
- No. 6 Murray River North
- No. 7 Murray Harbour North
- No. 8 Abney
- No. 9 Murray River South
- No. 10 Beach Point

Legend:

-  Electoral District
-  Polling Division

Note:
The maps are designed as a general index of the electoral district divisions and are not intended to be used for measurements or for legal purposes.

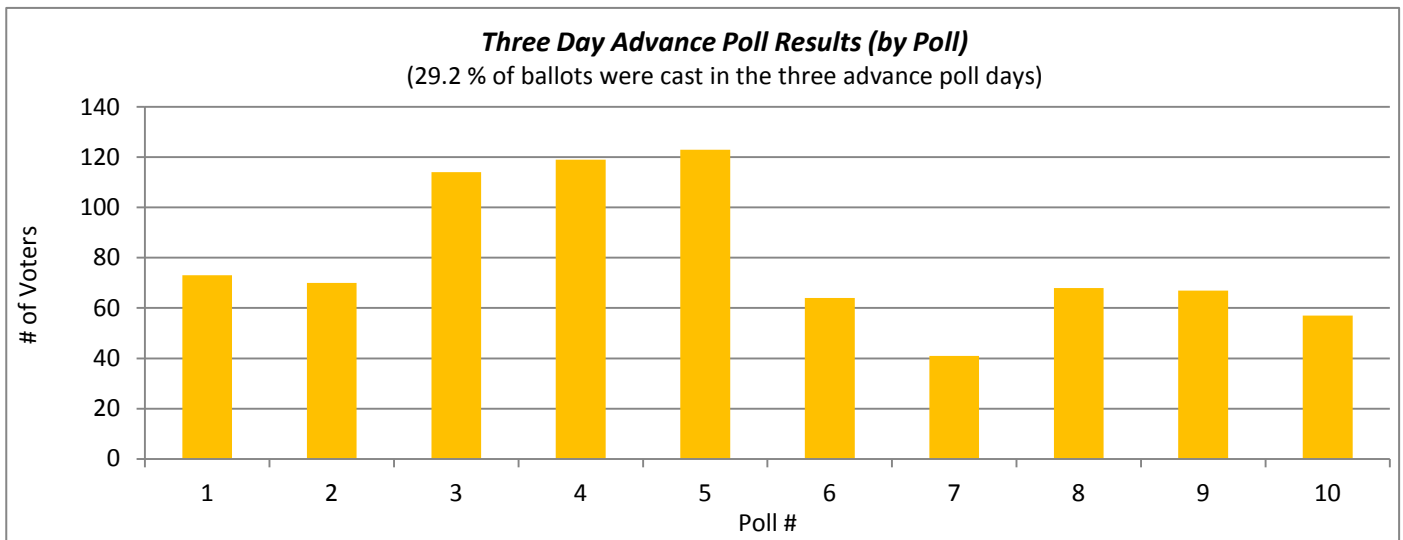


District No. 4 Belfast-Murray River

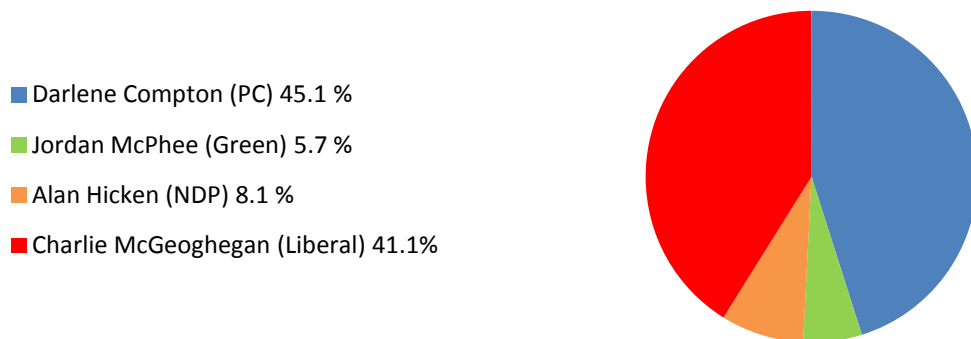
Returning Officer - Shirley Allen

No.	POLLING DIVISION	Number of Electors	Number of Ballots Cast	(PC) Darlene COMPTON	(NDP) Alan HICKEN	(Green) Jordan MACPHEE	(Liberal) Charlie MCGEOGHEGAN	Rejected Ballots
	Advance **		860	446	50	36	327	1
1	Mount Buchanan	355	233	90	11	18	114	0
2	Iona	338	162	62	13	12	75	0
3	Flat River	350	201	93	21	15	69	3
4	Lewes	275	121	48	8	5	60	0
5	Wood Islands	289	124	66	10	9	38	1
6	Murray River North	308	173	63	26	11	73	0
7	Murray Harbour North	285	209	87	19	8	94	1
8	Abney	281	177	69	11	9	86	2
9	Murray River South	317	199	84	22	10	83	0
10	Beach Point	332	217	95	25	19	76	2
TOTALS		3130	2676	1203	216	152	1095	10

** Advance Poll Numbers include the three day advance polls, mail in ballots, mobile and hospital polls



Popular Vote for each Candidate



Provincial Electoral District
No. 5 Vernon River - Stratford



Electoral District Description

Commencing at a point on the county line between Queens and Kings County where it intersects with township line # 49; thence westwardly along said township line to township line # 36; thence northwardly along said township line to the Mooney Road (Route # 257); thence westwardly along said road, Whites Road (Route # 257) and Bethel Road (Route # 215) to Fullertons Marsh and the Hillsborough River; thence westwardly along said river to an extension of East River Drive; thence southwardly along said extension and drive to the Bunbury Road; thence eastwardly along said road to the Mason Road; thence southwardly along said road to the Trans Canada Highway and the Georgetown Road; thence southwardly along said Georgetown Road to the Bellevue Road; thence westwardly along said road and an extension thereof to the Keppoch Road; thence eastwardly along said road to Lighthouse Lane; thence southwardly along said lane and an extension thereof to Northumberland Strait; thence along the shore to Orwell Cove and Newtown River; thence eastwardly along said river to the Trans Canada Highway (Route # 1); thence southwardly along said highway to the Newtown Road (Route # 211); thence eastwardly along said road to the Murray Harbour Road (Route # 24); thence southwardly along said road to the Valleyfield Road (Route # 326); thence eastwardly along said road to the county line between Queens and Kings County; thence northwardly along said county line to township line # 49 to the point of commencement and includes Governors Island.

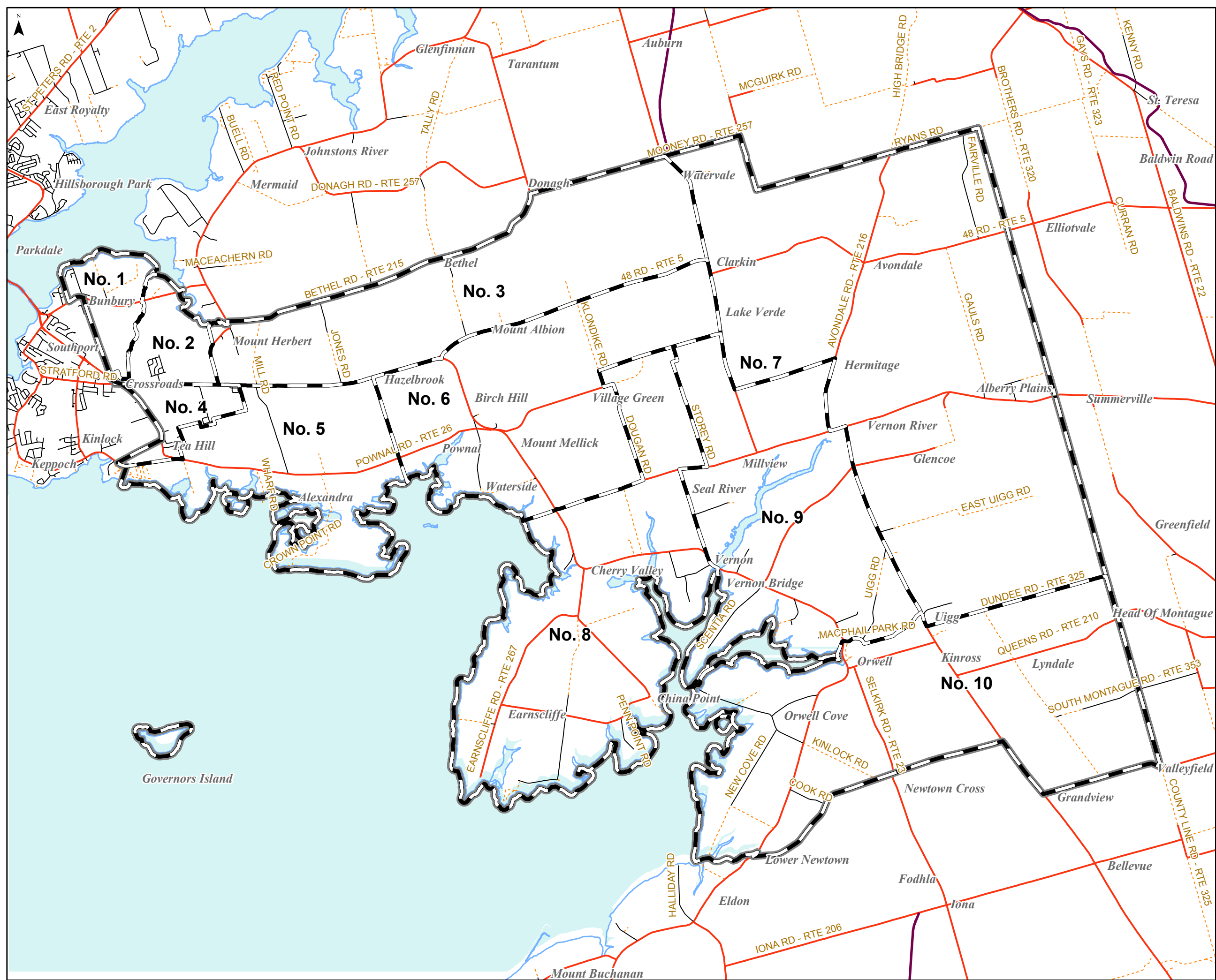
Polling Divisions

- No. 1 Bunbury
- No. 2 Reeves Estates
- No. 3 Hazelbrook
- No. 4 Clearview Estates
- No. 5 Alexandra
- No. 6 Pownal
- No. 7 Hermitage
- No. 8 Cherry Valley
- No. 9 Millview
- No. 10 Kinross

Legend:

-  Electoral District
-  Polling Division

Note:
The maps are designed as a general index of the electoral district divisions and are not intended to be used for measurements or for legal purposes.



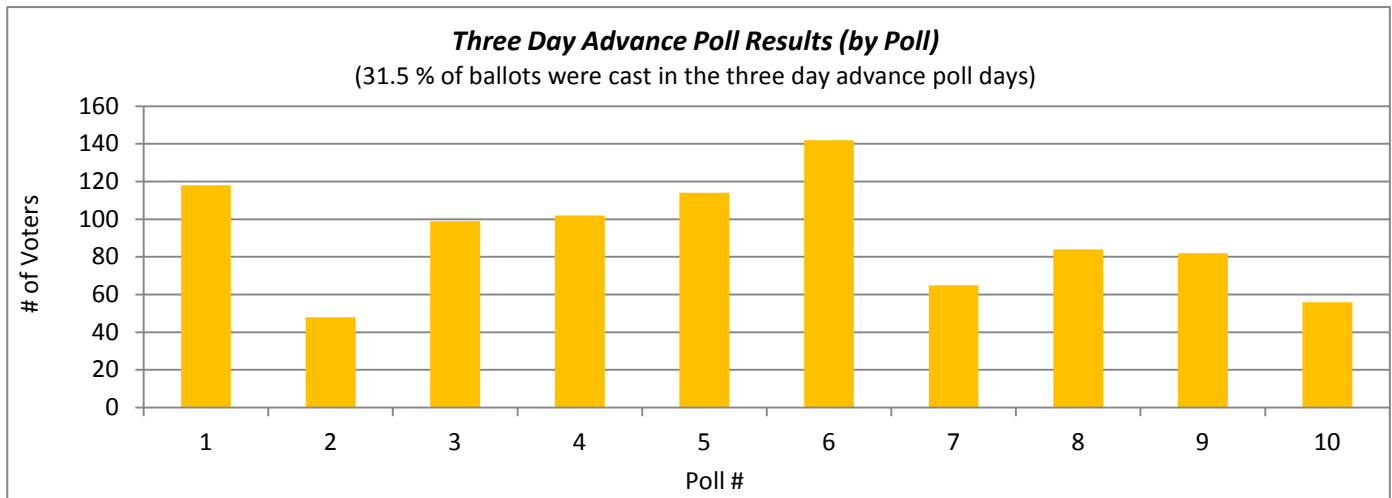
District No. 5 Vernon River-Stratford

Returning Officer - Marie Curran

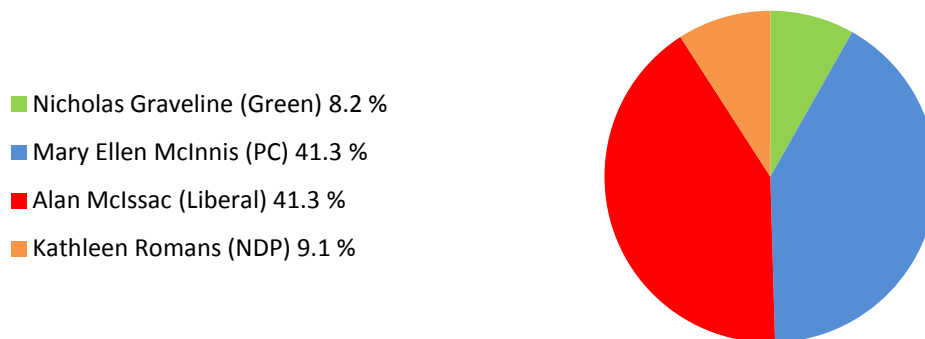
No.	POLLING DIVISION	Number of Electors	Number of Ballots Cast	(Green) Nicholas GRAVELINE	(PC) Mary Ellen MCINNIS	(Liberal) Alan MCISAAC	(NDP) Kathleen ROMANS	Rejected Ballots
	Advance **		909	39	400	399	69	2
1	Bunbury	443	251	28	93	106	24	0
2	Reeves Estates	321	160	26	46	56	28	3
3	Hazelbrook	341	184	14	74	75	21	0
4	Clearview Estates	340	195	33	81	59	21	1
5	Alexandra	349	176	23	57	76	20	0
6	Pownal	381	180	14	92	55	19	0
7	Hermitage	357	234	12	103	104	15	0
8	Cherry Valley	283	176	10	72	83	10	1
9	Millview	309	199	24	79	82	14	0
10	Kinross	291	182	11	76	78	17	0
TOTALS		3415	2845	234	1173	1173	258	7

** Advance Poll Numbers include the three day advance polls, mail in ballots, mobile and hospital polls

Judicial Recount completed by Judge Douglas May 19, 2015 - MCINNIS requested the recount after election night results indicated she was behind McIsaac by two (2) votes (McIsaac - 1174, McInnis 1172). Recount resulted in a tie at 1173. MCISAAC was declared elected after a coin toss by the Returning Officer as per Section 102 of the Election Act



Popular Vote for each Candidate



Provincial Electoral District
No. 6 Stratford - Kinlock



Electoral District Description

Commencing at a point where an extension of East River Drive meets the Hillsborough River; thence westwardly along said river and Charlottetown Harbour to an extension of Lighthouse Lane; thence northwardly along said extension and lane to the Keppoch Road; thence westwardly along said road to a westwardly extension of Bellevue Road; hence eastwardly along said extension and road to the Georgetown Road; thence northwardly along said road to the Trans Canada Highway and the Mason Road; thence northwardly along said Mason Road to the Bunbury Road; thence westwardly along said road to East River Drive; thence northwardly along said drive and an extension thereof to the Hillsborough River to the point of commencement.

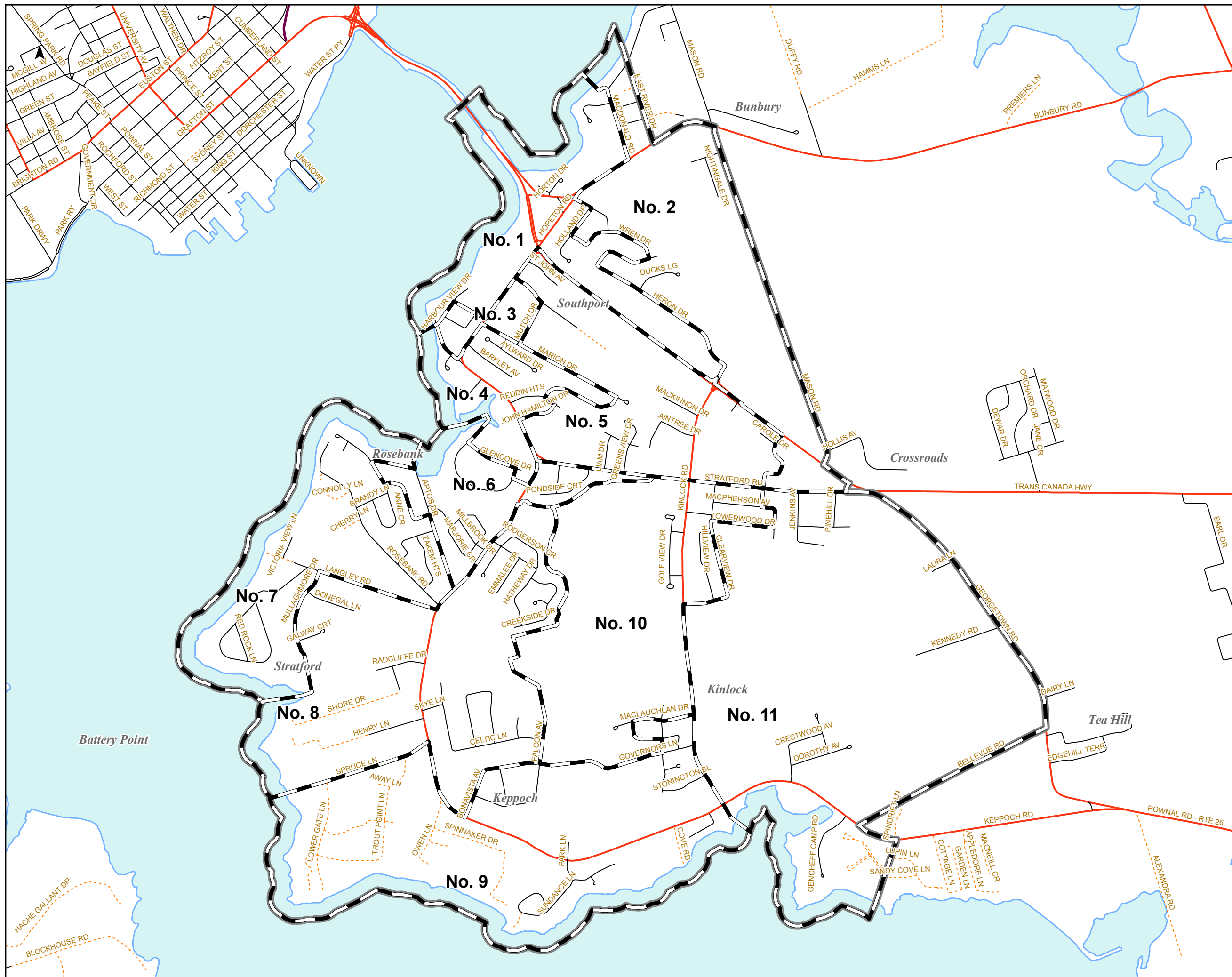
Polling Divisions

- No. 1 Hopeton Road
- No. 2 Mason Road
- No. 3 Southport Drive
- No. 4 Stratford Road
- No. 5 Glen Stewart Drive
- No. 6 Glencove Drive
- No. 7 Langley Road
- No. 8 Battery Point
- No. 9 Keppoch
- No. 10 Kinlock West
- No. 11 Kinlock East

Legend:

-  Electoral District
-  Polling Division

Note:
The maps are designed as a general index of the electoral district divisions and are not intended to be used for measurements or for legal purposes.

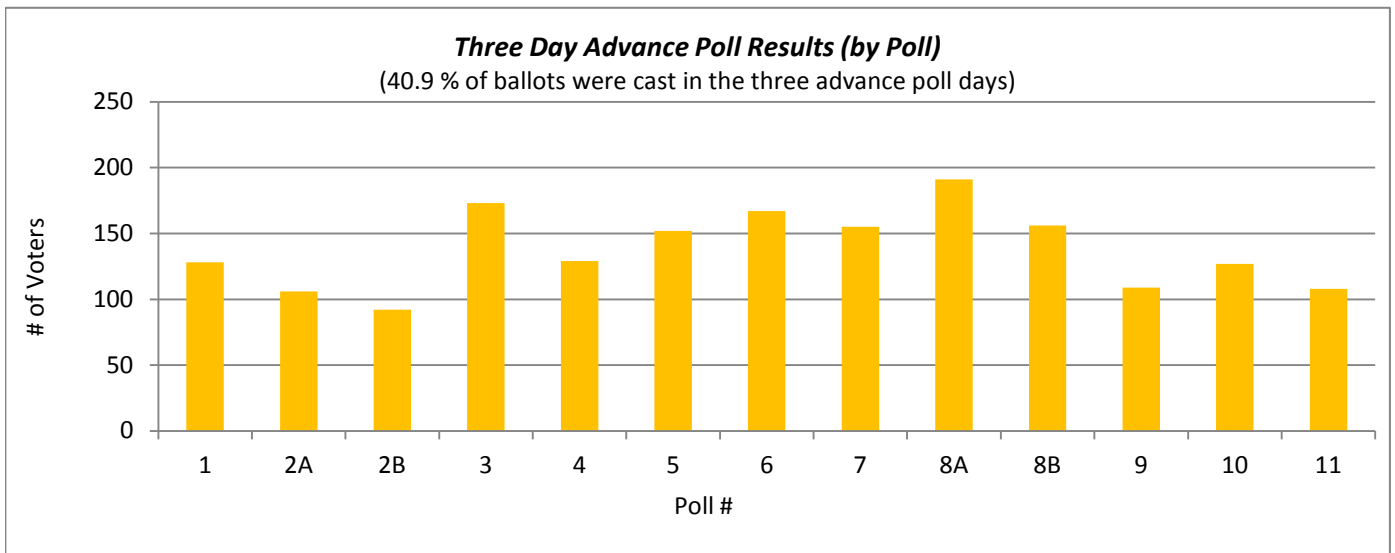


District No. 6 Stratford-Kinlock

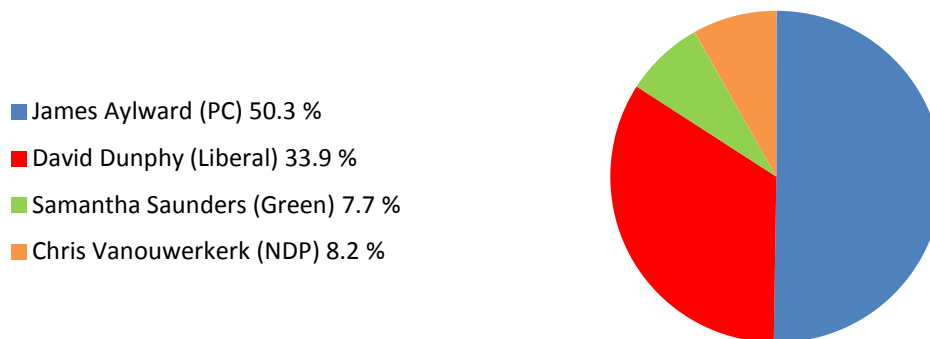
Returning Officer - Rick Richard

No.	POLLING DIVISION	Number of Electors	Number of Ballots Cast	(PC) James AYLWARD	(Liberal) David DUNPHY	(Green) Samantha SAUNDERS	(NDP) Chris VANOUWERKERK	Rejected Ballots
	Advance **		1836	1000	616	92	125	3
1	Hopeton Road	388	118	49	40	11	18	0
2A	Mason Road A	421	186	79	60	21	23	3
2B	Mason Road B	370	196	87	74	21	14	0
3	Sunnyside Drive	214	79	34	26	10	7	2
4	Brackley Drive	337	181	71	68	22	20	0
5	Glen Stewart Dr	512	212	99	65	19	29	0
6	Millbrook Drive	328	146	83	44	10	9	0
7	Battery Point	445	217	117	69	12	19	0
8A	Radcliffe Drive A	358	169	87	52	16	14	0
8B	Radcliffe Drive B	341	170	78	52	23	17	0
9	Keppock Road	538	284	140	103	25	16	0
10	Kinlock West	465	226	100	90	15	20	1
11	Kinlock East	564	277	131	94	33	19	0
TOTALS		5281	4297	2155	1453	330	350	9

** Advance Poll Numbers include the three day advance polls, mail in ballots, mobile and hospital polls



Popular Vote for each Candidate



Provincial Electoral District
No. 7 Morell - Mermaid



Electoral District Description

Commencing at a point where St. Peters Bay meets the Gulf of St. Lawrence; thence westwardly along said gulf to the point of intersection with township line # 36; thence southwardly along said township line to the Hillsborough River; thence westwardly along said river to Fullertons Marsh; thence southwardly along said marsh to the Bethel Road (Route # 215); thence eastwardly along said road, Whites Road (Route # 257) and Mooney Road (Route # 257) to township line # 36; thence southwardly along said township line to township line # 37; thence eastwardly along said township line and township line # 38 to township line # 51; thence northwardly along said township line and the Kenny Road to the Peakes Road (Route # 320); thence eastwardly along said road to the Martinvale Road (Route # 321); thence southwardly along said road to the Buckskin Road; thence eastwardly along said road to the Milburn Road (Route # 337); thence southwardly along said road to the Cardigan Road (Route # 313); thence northwardly along said road to the rear boundary of the farms fronting on the south side of the Anderson Road; thence westwardly and northwardly along the rear boundary of the farms fronting on said road and an extension thereof to St. Peters Bay; thence westwardly along said bay to the Gulf of St. Lawrence to the point of commencement.

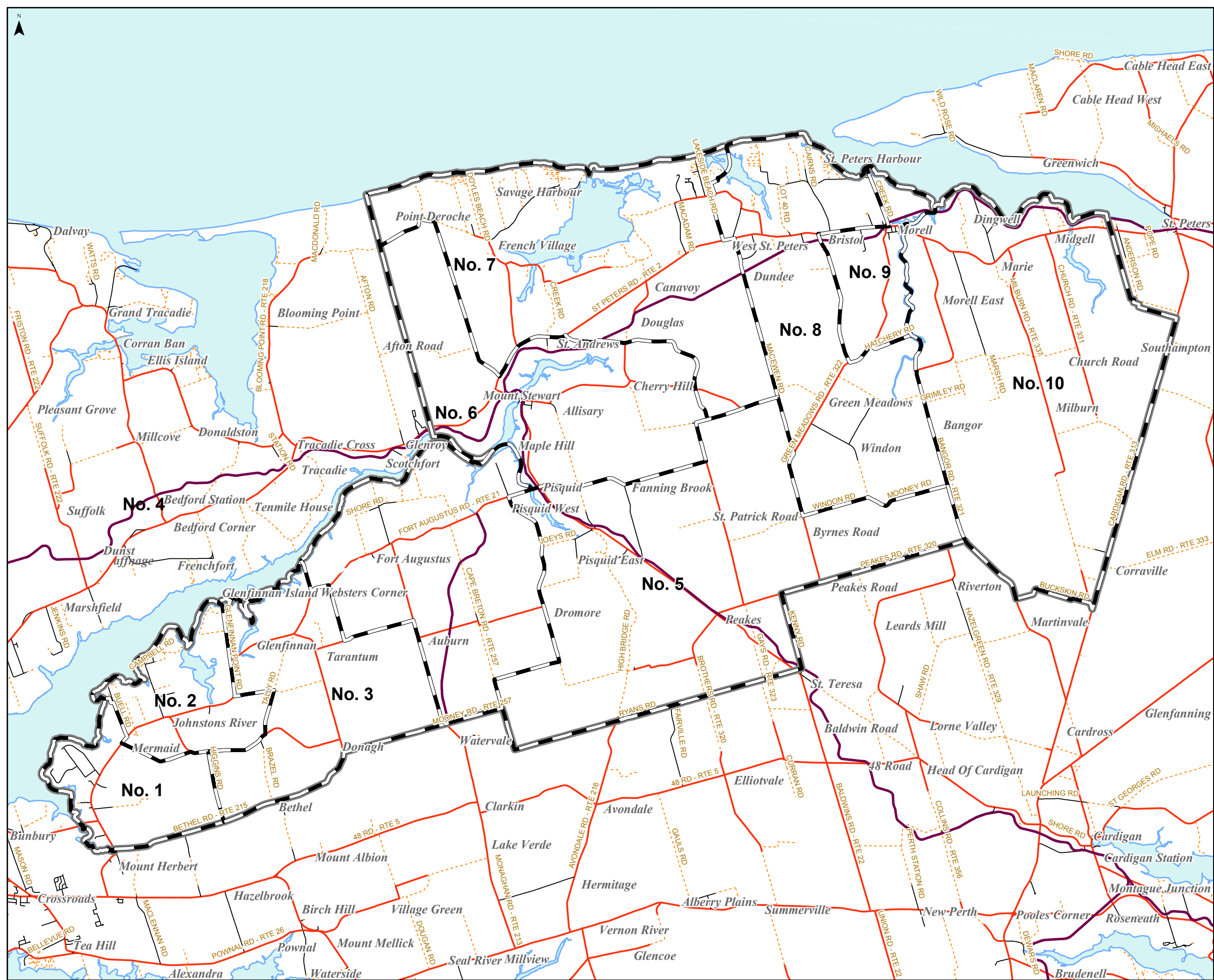
Polling Divisions

- No. 1 Mount Herbert
- No. 2 Johnstons River
- No. 3 Glenfinnan
- No. 4 Fort Augustus
- No. 5 Peakes
- No. 6 Mt. Stewart
- No. 7 Savage Harbour
- No. 8 Green Meadows
- No. 9 Coffin Road
- No. 10 Milburn

Legend:

-  Electoral District
-  Polling Division

Note:
 The maps are designed as a general index of the electoral district divisions and are not intended to be used for measurements or for legal purposes.

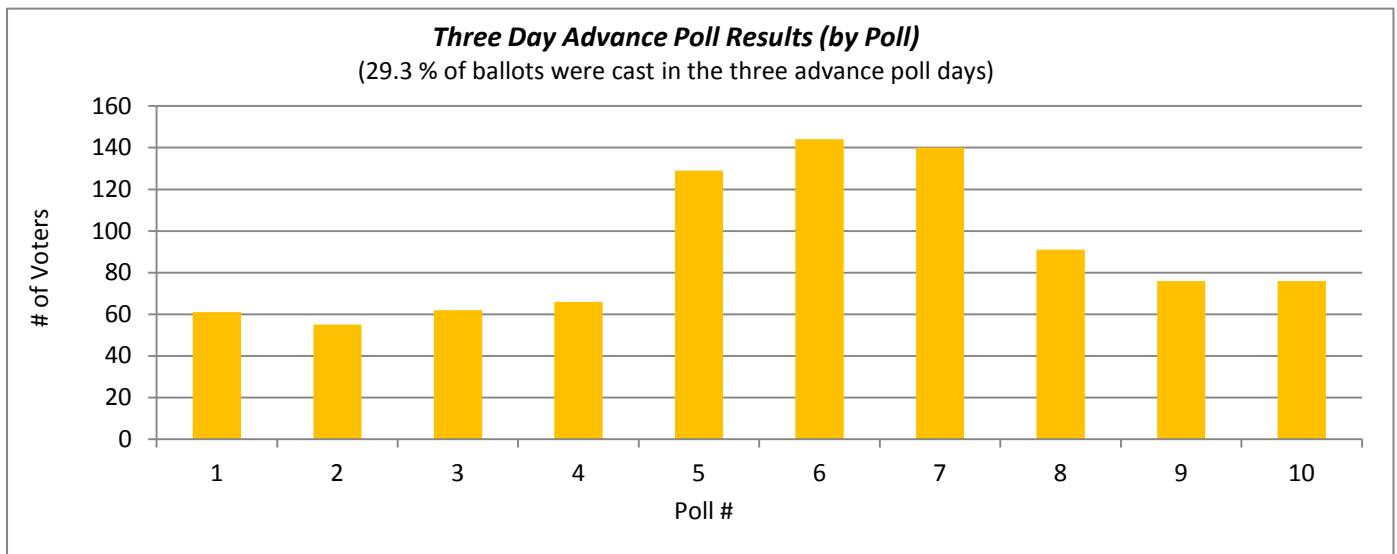


District No. 7 Morell-Mermaid

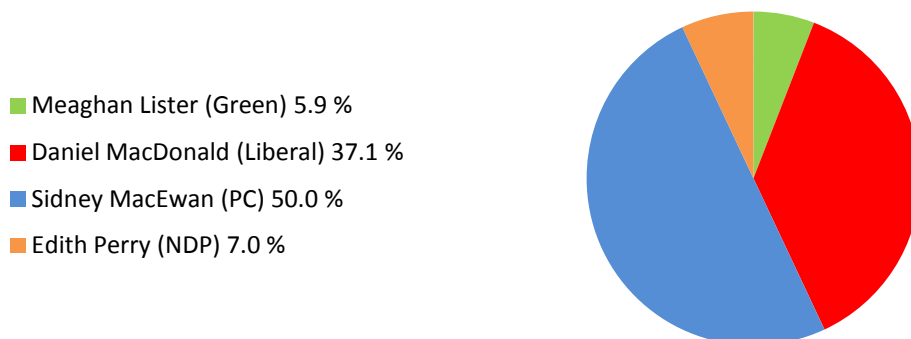
Returning Officer - Keith Lambe

No.	POLLING DIVISION	Number of Electors	Number of Ballots Cast	(Green) Meaghan LISTER	(Liberal) Daniel MACDONALD	(PC) Sidney MACEWEN	(NDP) Edith PERRY	Rejected Ballots
	Advance **		905	33	366	463	42	1
1	Mount Herbert	565	400	41	176	143	39	1
2	Johnstons River	387	238	14	87	104	32	1
3	Glenfinnan	364	240	21	88	105	26	0
4	Fort Augustus	297	172	12	63	86	10	1
5	Peakes	339	155	14	42	83	16	0
6	Mount Stewart	342	138	9	57	64	8	0
7	Savage Harbour	382	194	6	59	117	12	0
8	Green Meadows	317	171	9	54	102	4	1
9	Coffin Road	331	221	7	62	135	17	0
10	Milburn	313	176	11	60	99	5	1
TOTALS		3637	3010	177	1114	1501	211	6

** Advance Poll Numbers include the three day advance polls, mail in ballots, mobile and hospital polls



Popular Vote for each Candidate



Provincial Electoral District
No. 8 Tracadie - Hillsborough Park



Electoral District Description

Commencing at a point where the Gulf of St. Lawrence intersects with the township line # 36; thence along said gulf to township line # 34; thence southwardly along said township line to St. Peters Highway (Route # 2); thence westwardly along said highway to Riverside Drive; thence southwardly along said drive to Belvedere Creek and the Hillsborough River; thence eastwardly along said river to township line # 36; thence northwardly along said township line to the Gulf of St. Lawrence to the point of commencement.

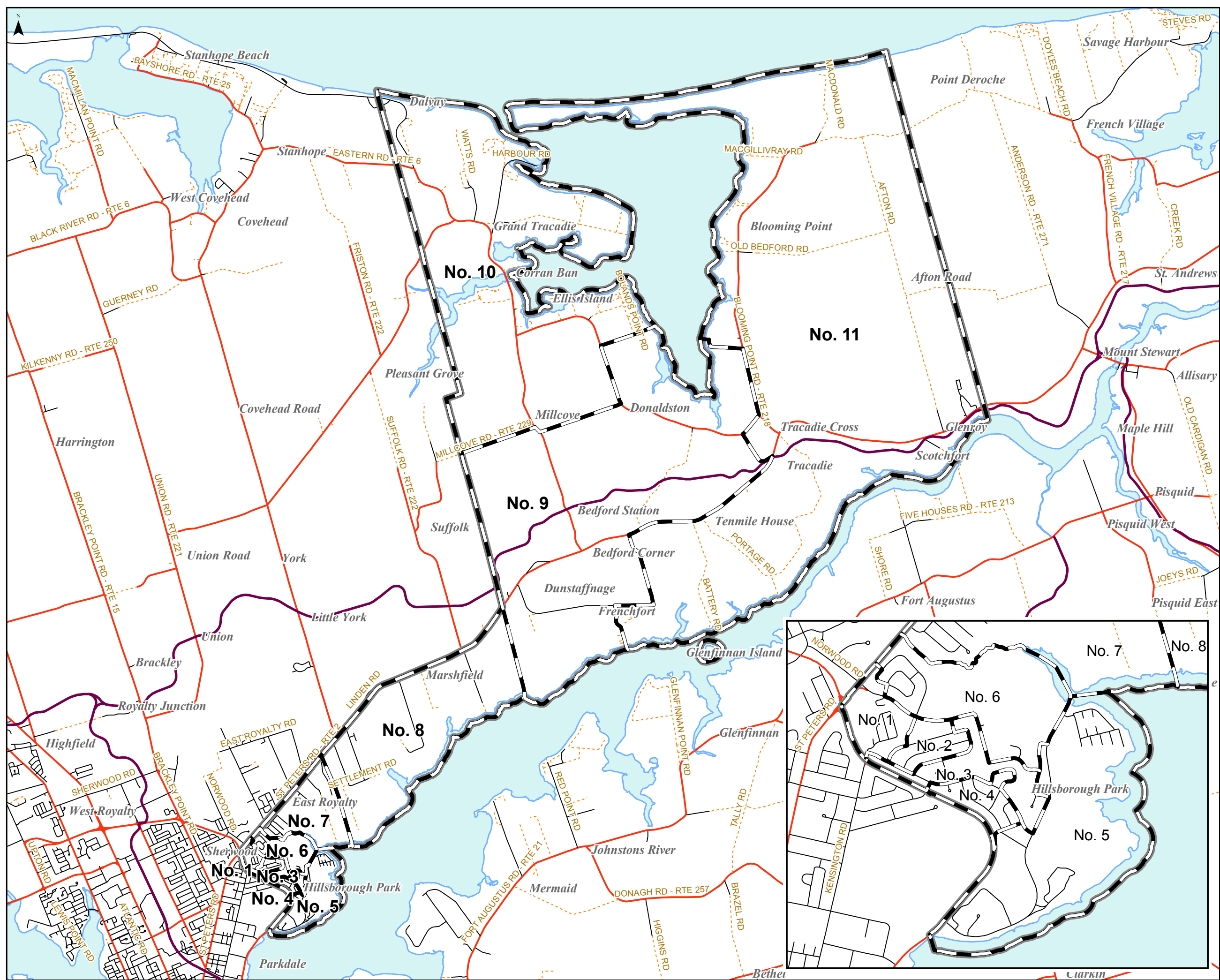
Polling Divisions

- No. 1 Oakwood Crescent
- No. 2 Westridge Crescent
- No. 3 Glenthorne Avenue
- No. 4 Southdale Avenue
- No. 5 QEH
- No. 6 Andrews Court
- No. 7 Hertz Road
- No. 8 Jenkins Road
- No. 9 Bedford Station
- No. 10 Grand Tracadie
- No. 11 Tracadie Cross

Legend:

-  Electoral District
-  Polling Division

Note:
 The maps are designed as a general index of the electoral district divisions and are not intended to be used for measurements or for legal purposes.

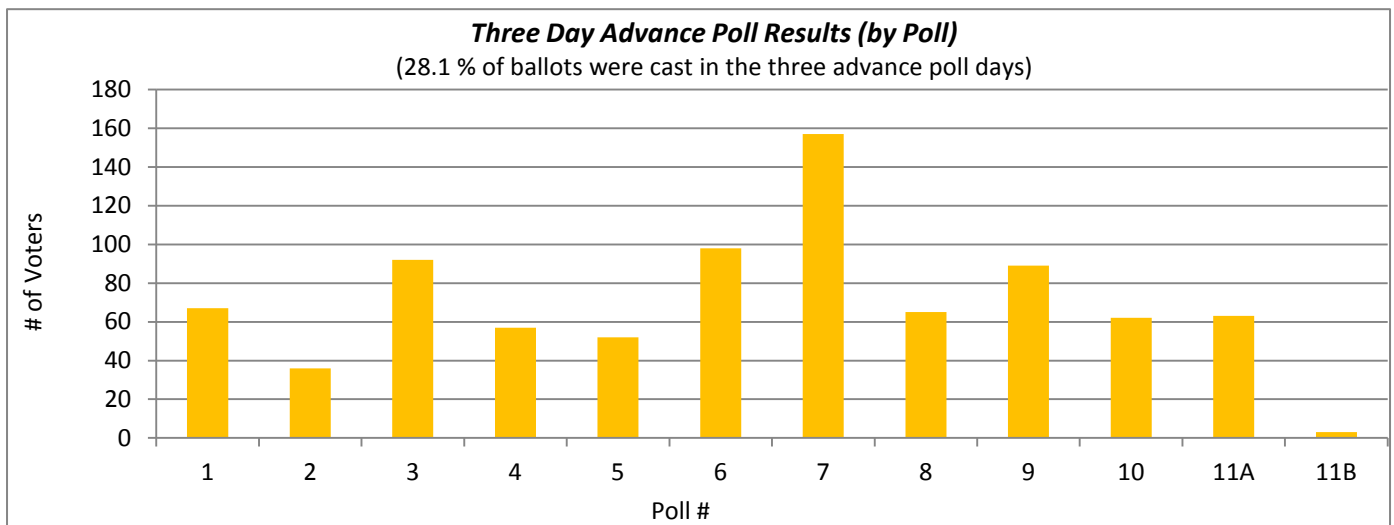


District No. 8 Tracadie-Hillsborough Park

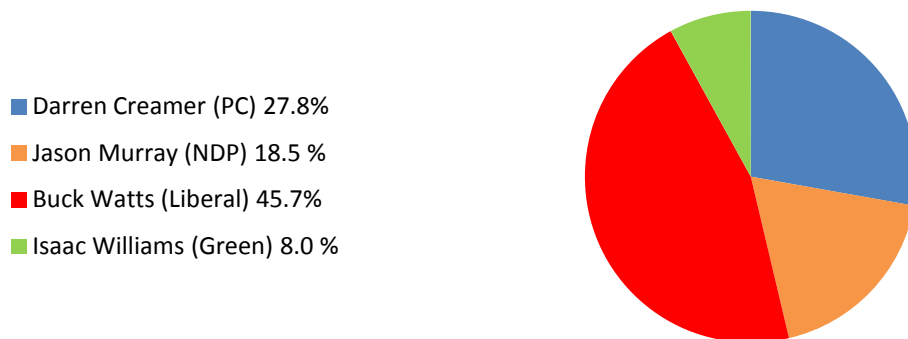
Returning Officer - Ethan Garrett

No.	POLLING DIVISION	Number of Electors	Number of Ballots Cast	(PC) Darren CREAMER	(NDP) Jason MURRAY	(Liberal) Buck WATTS	(Green) Isaac WILLIAMS	Rejected Ballots
	Advance **		868	297	131	383	55	2
1	Oakland Cres	292	135	36	39	47	12	1
2	Westridge Cres	309	189	59	55	57	18	0
3	Glenthorne Ave	424	202	54	47	75	26	0
4	Southdale Ave	263	166	34	54	69	9	0
5	Q E Hospital	323	154	59	34	45	15	1
6	Andrews Court	390	179	65	46	57	11	0
7	Heartz Road	395	160	48	30	68	12	2
8	Jenkins Road	260	140	38	30	61	11	0
9	Bedford Station	397	244	47	36	135	25	1
10	Grand Tracadie	451	292	52	25	186	26	3
11A	Tracadie Cross A	266	158	31	15	99	12	1
11B	Tracadie Cross B	116	91	6	7	72	5	1
TOTALS		3886	2978	826	549	1354	237	12

** Advance Poll Numbers include the three day advance polls, mail in ballots, mobile and hospital polls



Popular Vote for each Candidate



Provincial Electoral District
No. 9 York - Oyster Bed



Electoral District Description

Commencing at a point where the Gulf of St. Lawrence intersects with township line # 34; thence westwardly along said gulf to Rustico Bay; thence southwardly along said bay and the Wheatley River to the New Glasgow Road (Route # 224); thence eastwardly along said road to the Rustico Road (Route # 7); thence southwardly along said road to the MacKenzie Road (Route # 256) thence eastwardly along said road to the Winsloe Road (Route # 223); thence southwardly along said road to the Horne Cross Road West (Route # 220); thence eastwardly along said road to the eastern boundary of South Winsloe Community; thence southwardly along said community boundary to the Royalty Junction Road; thence westwardly along said road to the Winsloe Road; thence southwardly along said road to the Malpeque Road; thence southwardly along said road to the Sherwood Road; thence eastwardly along said road to the Brackley Point Road; thence southwardly along said road to the south boundary of the Charlottetown Airport; thence eastwardly along said airport boundary to the Norwood Road; thence southwardly along said road to the St. Peters Highway (Route # 2); thence eastwardly along said highway to township line # 34; thence northwardly along said township line to the Gulf of St. Lawrence to the point of commencement.

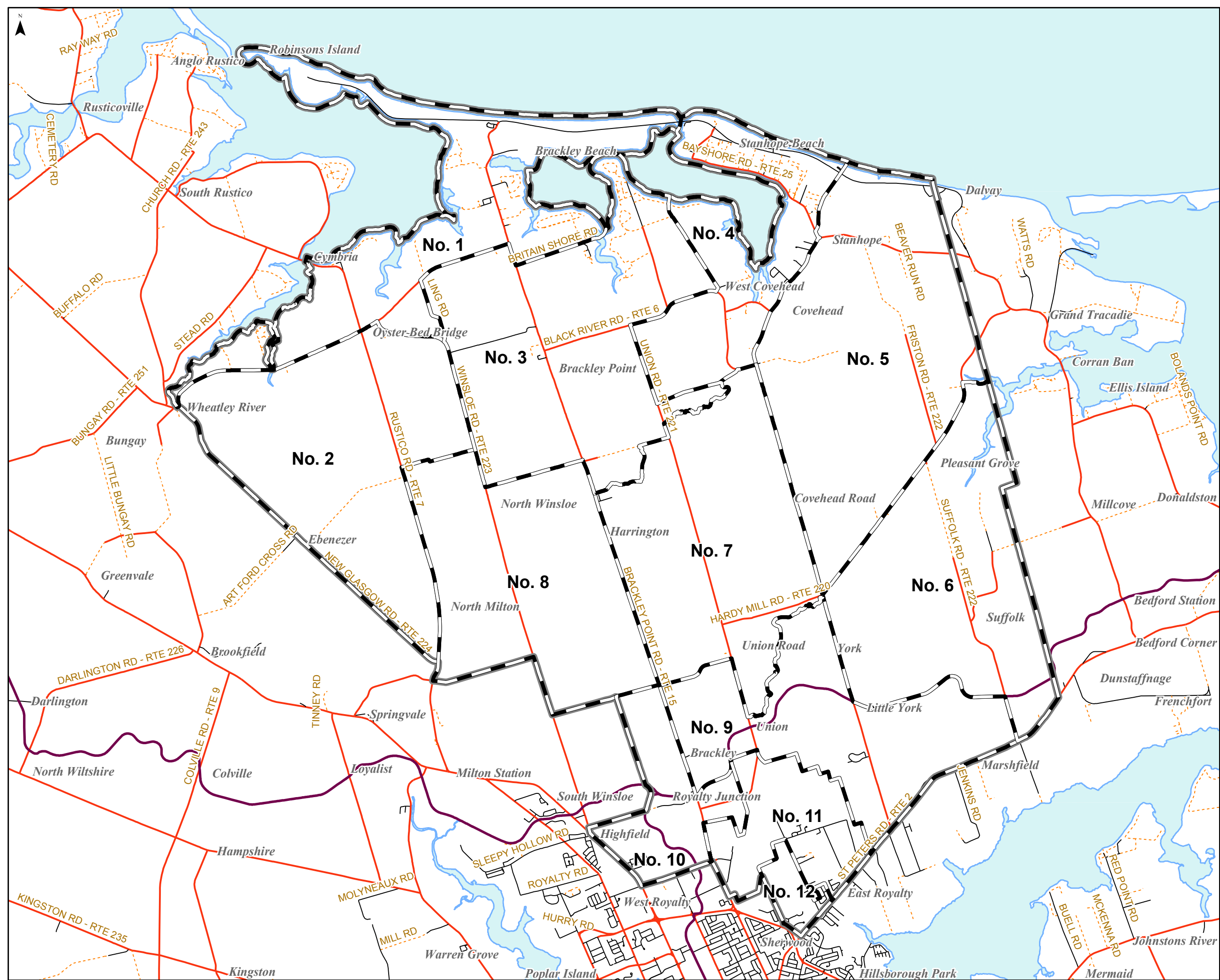
Polling Divisions

- No. 1 Brackley Beach
- No. 2 Oyster Bed Bridge
- No. 3 Brackley Point
- No. 4 Stanhope Beach
- No. 5 Friston Road
- No. 6 Suffolk
- No. 7 Union Road
- No. 8 North Winsloe
- No. 9 Union
- No. 10 Royalty Junction
- No. 11 MacWilliams Drive
- No. 12 Norwood Road

Legend:

-  Electoral District
-  Polling Division

Note:
 The maps are designed as a general index of the electoral district divisions and are not intended to be used for measurements or for legal purposes.

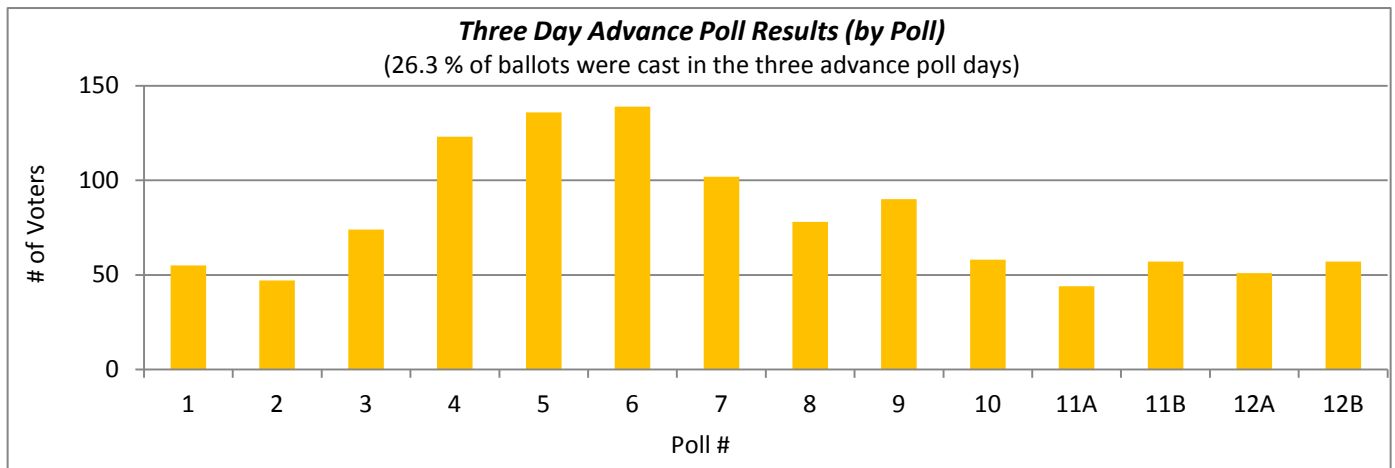


District No. 9 York-Oyster Bed

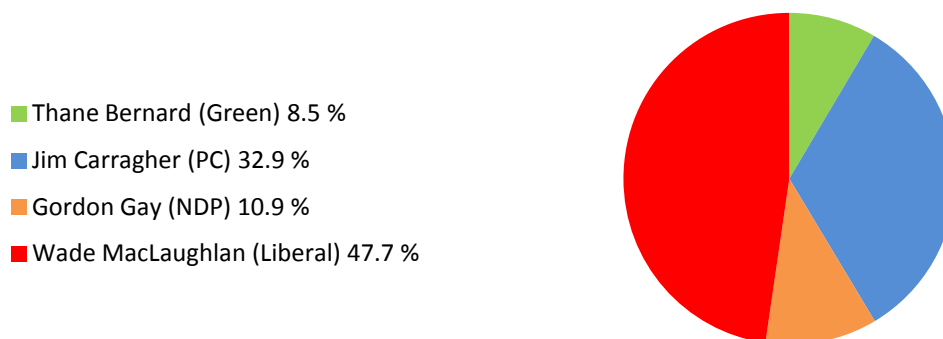
Returning Officer - David Tingley

No.	POLLING DIVISION	Number of Electors	Number of Ballots Cast	(Green) Thane BERNARD	(PC) Jim (Bensen) CARRAGHER	(NDP) Gordon GAY	(Liberal) Wade MACLAUHLAN	Rejected Ballots
	Advance **		1112	53	334	105	617	3
1	Brackley Beach	336	202	17	63	29	92	1
2	Oyster Bed Bridge	368	247	27	95	14	110	1
3	Brackley Point	360	228	18	65	19	126	0
4	Stanhope Beach	400	220	19	53	16	132	0
5	Friston Road	531	321	25	87	32	177	0
6	Suffolk	456	241	36	62	29	114	0
7	Union Road	380	205	14	85	17	89	0
8	North Winsloe	357	198	22	89	16	71	0
9	Union	342	186	24	83	7	72	0
10	Royalty Junction	328	217	25	90	32	70	0
11A	MacWilliams Dr A	271	181	11	60	38	72	0
11B	MacWilliams Dr B	314	192	19	69	36	67	1
12A	Norwood Road A	221	135	14	47	17	57	0
12B	Norwood Road B	356	186	23	56	35	72	0
TOTALS		5020	4071	347	1338	442	1938	6

** Advance Poll Numbers include the three day advance polls, mail in ballots, mobile and hospital polls



Popular Vote for each Candidate



Provincial Electoral District
No. 10 Charlottetown - Sherwood

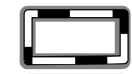

Electoral District Description

Commencing at the intersection of the St. Peters Highway (Route # 2) and the Norwood Road; thence northwardly along said road to the south boundary of the Charlottetown Airport; thence westwardly along said airport boundary to the Brackley Point Road; thence northwardly along said road to the Sherwood Road; thence westwardly along said road to the Malpeque Road; thence southwardly along said road to the Trans Canada Highway; thence westwardly along said highway to the North River Road; thence southwardly along said road to Hermitage Creek; thence eastwardly along said creek to University Avenue; thence southwardly along said avenue to Belvedere Avenue; thence eastwardly along said avenue to St. Peters Road; thence eastwardly along said road to the Norwood Road to the point of commencement.

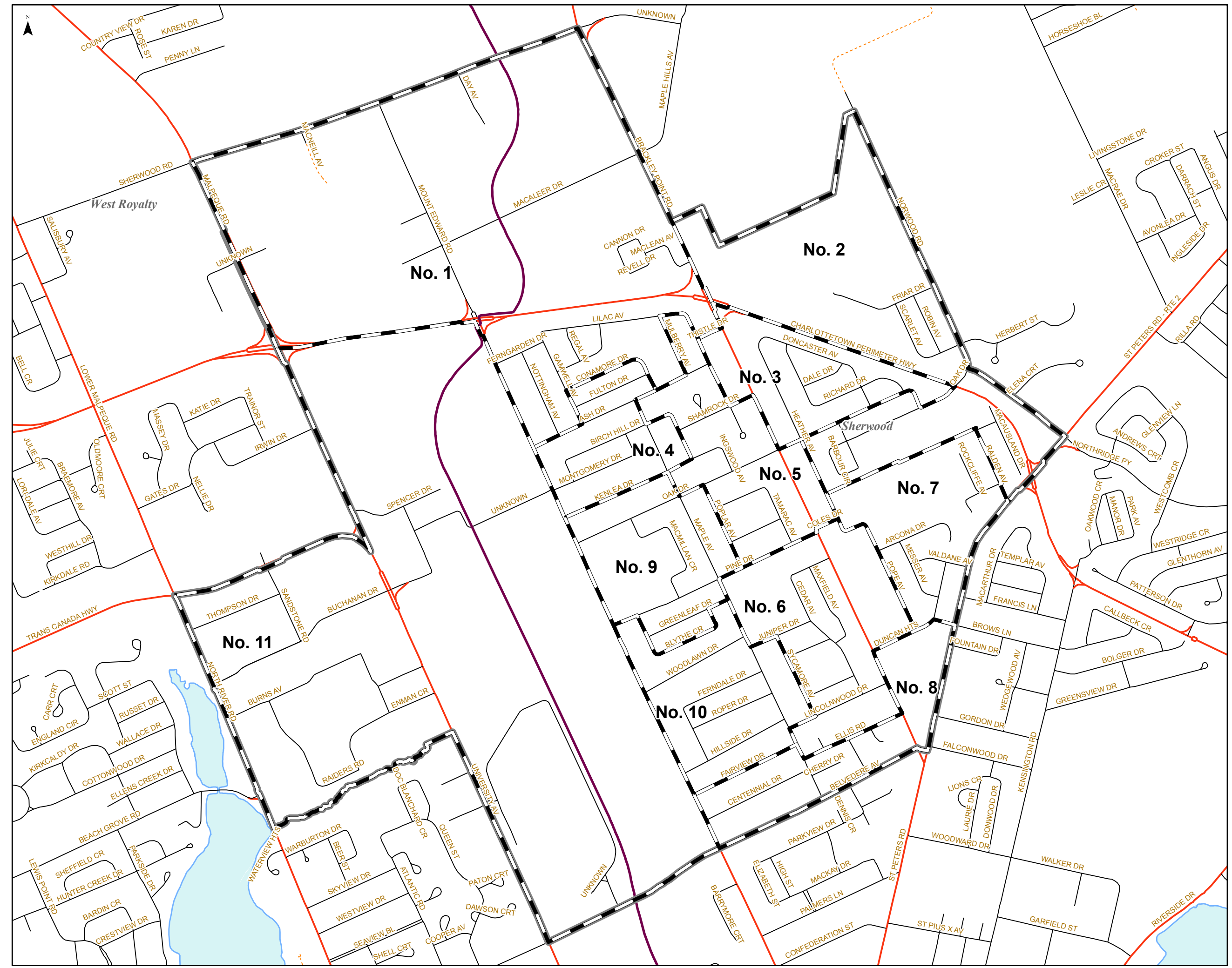

Polling Divisions

- No. 1 Mt Edward Road
- No. 2 Robin Avenue
- No. 3 Heather Avenue
- No. 4 Gamwell Avenue
- No. 5 Ingswood Avenue
- No. 6 Lincolnwood Drive
- No. 7 Valdane Avenue
- No. 8 Belvedere Avenue
- No. 9 Pine Drive
- No. 10 Ferndale Drive
- No. 11 Enman Crescent

Legend:

-  Electoral District
-  Polling Division

Note:
 The maps are designed as a general index of the electoral district divisions and are not intended to be used for measurements or for legal purposes.

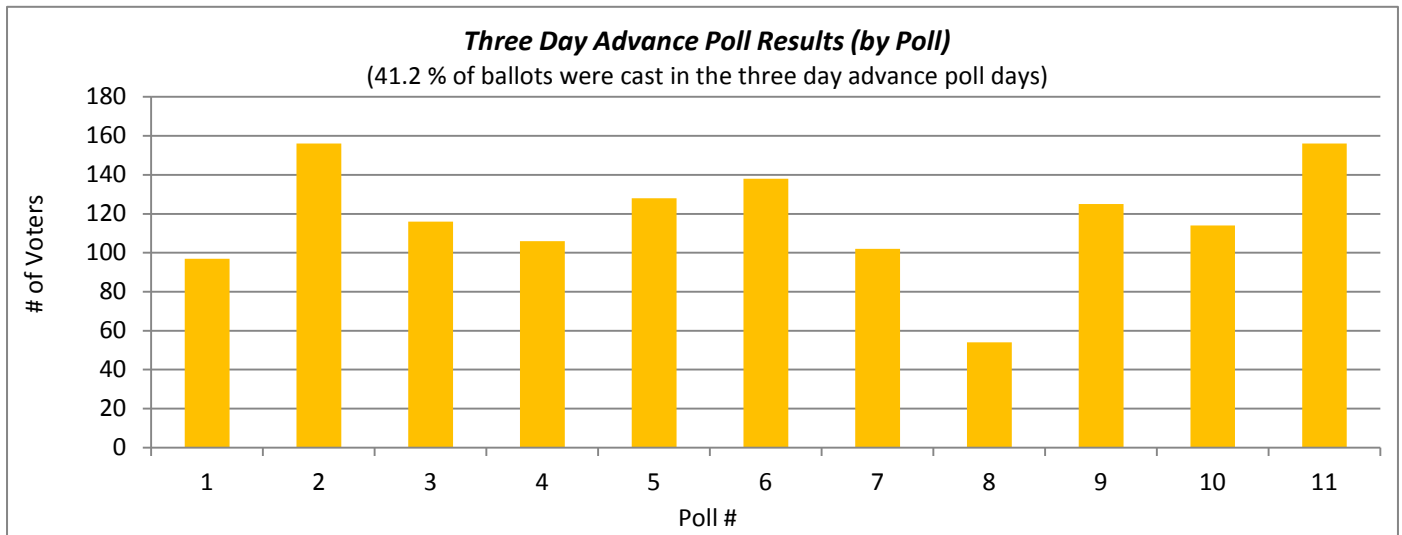


District No. 10 Charlottetown-Sherwood

Returning Officer - Allison MacDonald

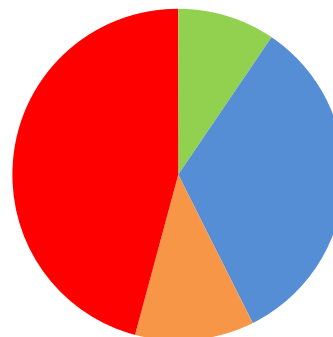
No.	POLLING DIVISION	Number of Electors	Number of Ballots Cast	(Green) Mitchell GALLANT	(PC) Mike GILLIS	(NDP) Karalee MCASKILL	(Liberal) Robert MITCHELL	Rejected Ballots
	Advance **		1375	77	500	114	681	3
1	Mount Edward Rd	326	169	15	51	25	76	2
2	Robin Avenue	494	241	23	72	52	94	0
3	Heather Avenue	303	134	22	36	21	54	1
4	Gamwell Avenue	284	117	10	31	16	60	0
5	Ingswood Avenue	320	163	22	38	19	84	0
6	Lincolnwood Drive	353	149	18	36	25	69	1
7	Valdane Avenue	330	162	24	50	21	66	1
8	Belvedere Avenue	321	162	18	63	16	64	1
9	Pine Drive	327	161	26	53	19	63	0
10	Ferndale Drive	348	188	21	68	16	83	0
11	Enman Crescent	410	99	19	33	16	31	0
TOTALS		3816	3120	295	1031	360	1425	9

** Advance Poll Numbers include the three day advance polls, mail in ballots, mobile and hospital polls



Popular Vote for each Candidate

- Mitchell Gallant (Green) 9.5 %
- Mike Gillis (PC) 33.1 %
- Karalee McAskill (NDP) 11.6 %
- Robert Mitchell (Liberal) 45.8 %



**Provincial Electoral District
No. 11 Charlottetown - Parkdale**

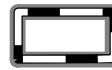

Electoral District Description

Commencing at the intersection of Riverside Drive and St. Peters Road; thence southwardly along said road to Belvedere Avenue; thence westwardly along said avenue to University Avenue; thence southwardly along said street to Longworth Avenue; thence northwardly along said avenue and St. Peters Road to the former community boundary between the City of Charlottetown and the former Town of Parkdale; thence eastwardly along said former community boundary to the Hillsborough River; thence northwardly along said river to Belvedere Creek and Riverside Drive; thence northwardly along said drive to St. Peters Road to the point of commencement.

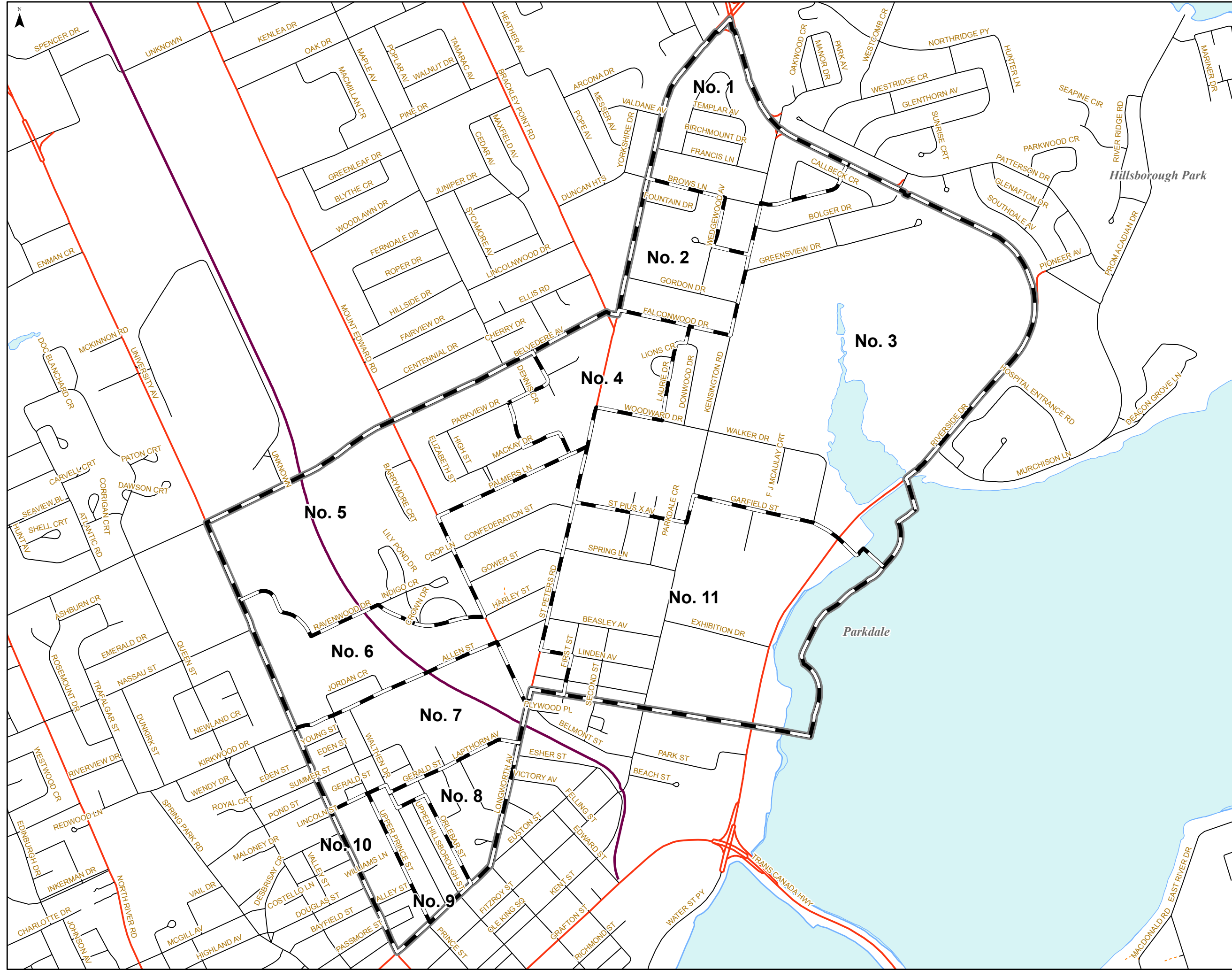
Polling Divisions

- No. 1 MacArthur Drive
- No. 2 Gordon Drive
- No. 3 Walker Drive
- No. 4 Park Royal Cresent
- No. 5 Lily Pond Drive
- No. 6 Jordan Crescent
- No. 7 Upper Prince Street
- No. 8 Birchwood Street
- No. 9 Upper Hillsborough Street
- No. 10 Granville Street
- No. 11 Exhibition Drive

Legend:

-  Electoral District
-  Polling Division

Note:
The maps are designed as a general index of the electoral district divisions and are not intended to be used for measurements or for legal purposes.

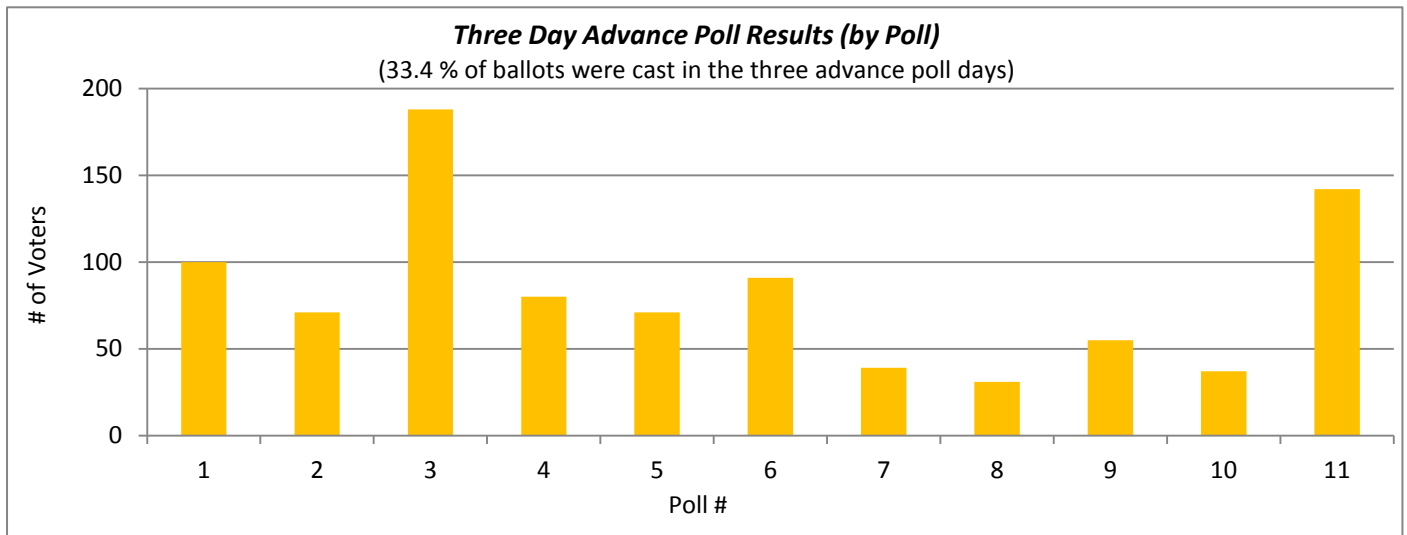


District No. 11 Charlottetown- Parkdale

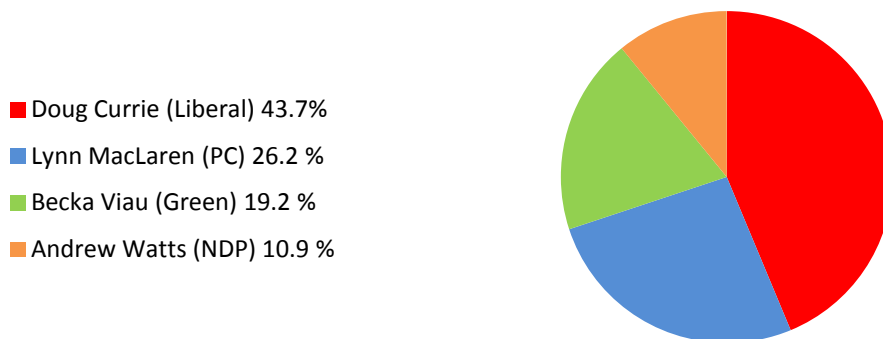
Returning Officer - Virginia Duffy

No.	POLLING DIVISION	Number of Electors	Number of Ballots Cast	(Liberal) Doug CURRIE	(PC) Lynn MACLAREN	(Green) Becka VIAU	(NDP) Andrew WATTS	Rejected Ballots
	Advance **		995	505	292	100	85	13
1	MacArthur Drive	308	149	68	44	17	20	0
2	Gordon Drive	419	199	83	56	36	22	2
3	Walker Dr	432	172	76	56	21	18	1
4	Park Royal Cres	272	108	49	26	14	19	0
5	Lily Pond Drive	286	160	72	41	32	15	0
6	Jordan Cres	247	109	49	23	28	9	0
7	Upper Prince St	244	165	48	26	63	28	0
8	Birchwood Street	252	186	81	37	48	19	1
9	Upper Hillsborough St	295	140	42	13	65	18	2
10	Granville Street	227	131	31	24	55	21	0
11	Exhibition Drive	382	175	62	61	32	18	2
TOTALS		3364	2689	1166	699	511	292	21

** Advance Poll Numbers include the three day advance polls, mail in ballots, mobile and hospital polls



Popular Vote for each Candidate



Provincial Electoral District
No. 12 Charlottetown - Victoria Park



Electoral District Description

Commencing at a point where the former community boundary between the City of Charlottetown and the former Town of Parkdale meets the Hillsborough River; thence westwardly along said former community boundary to St. Peters Road; thence southwardly along said road, Longworth Avenue, Euston Street and Brighton Road to the North River; thence eastwardly along said river, Charlottetown Harbour and the Hillsborough River to the former community boundary between the City of Charlottetown and the former Town of Parkdale to the point of commencement.

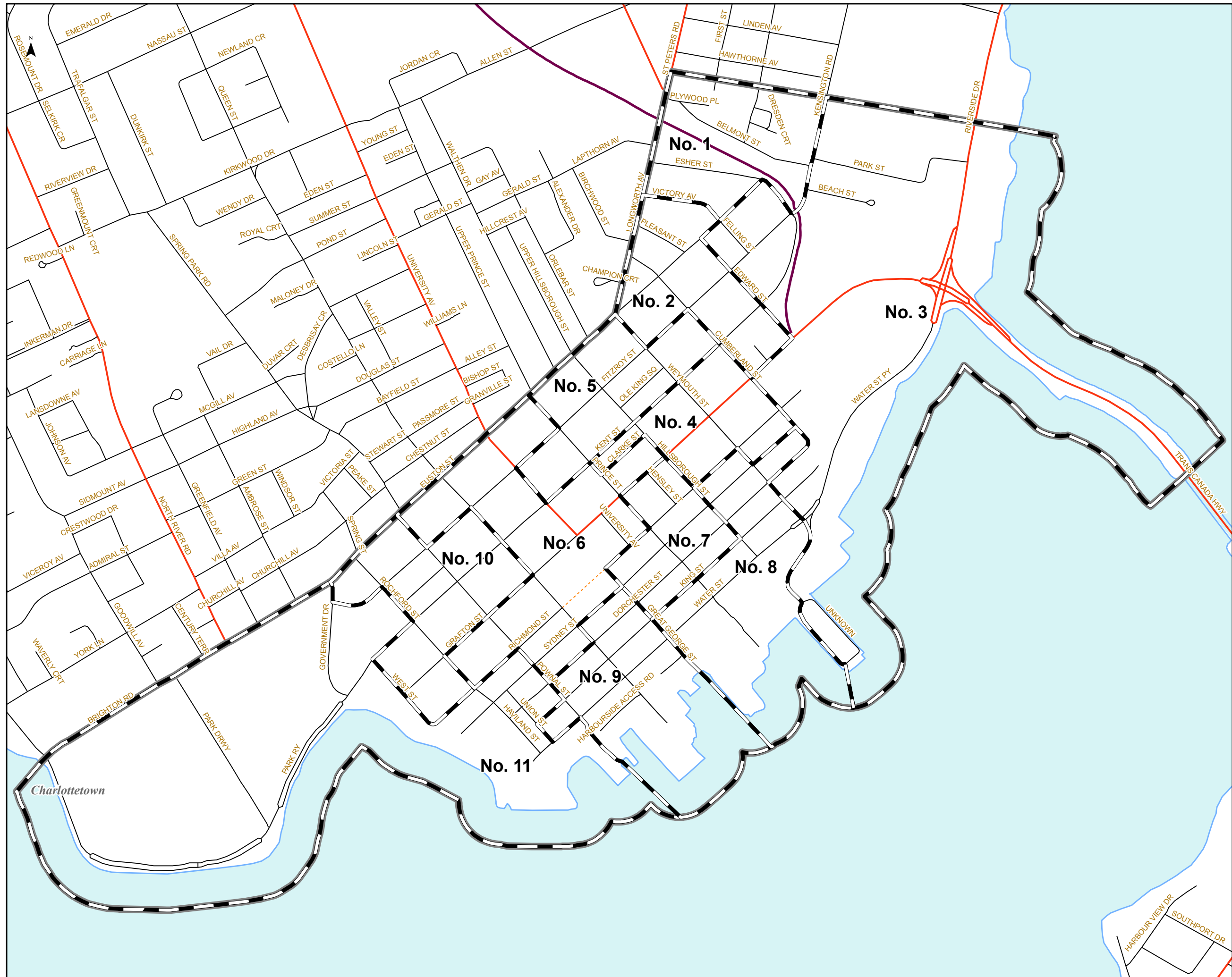
Polling Divisions

- No. 1 Belmont Street
- No. 2 Pleasant Street
- No. 3 Riverside Drive
- No. 4 Weymouth Street
- No. 5 Ole Kings Square
- No. 6 Grafton Street
- No. 7 Dorchester Street
- No. 8 Water Street
- No. 9 Harbourside
- No. 10 All Souls Lane
- No. 11 Fanningbank

Legend:

-  Electoral District
-  Polling Division

Note:
 The maps are designed as a general index of the electoral district divisions and are not intended to be used for measurements or for legal purposes.

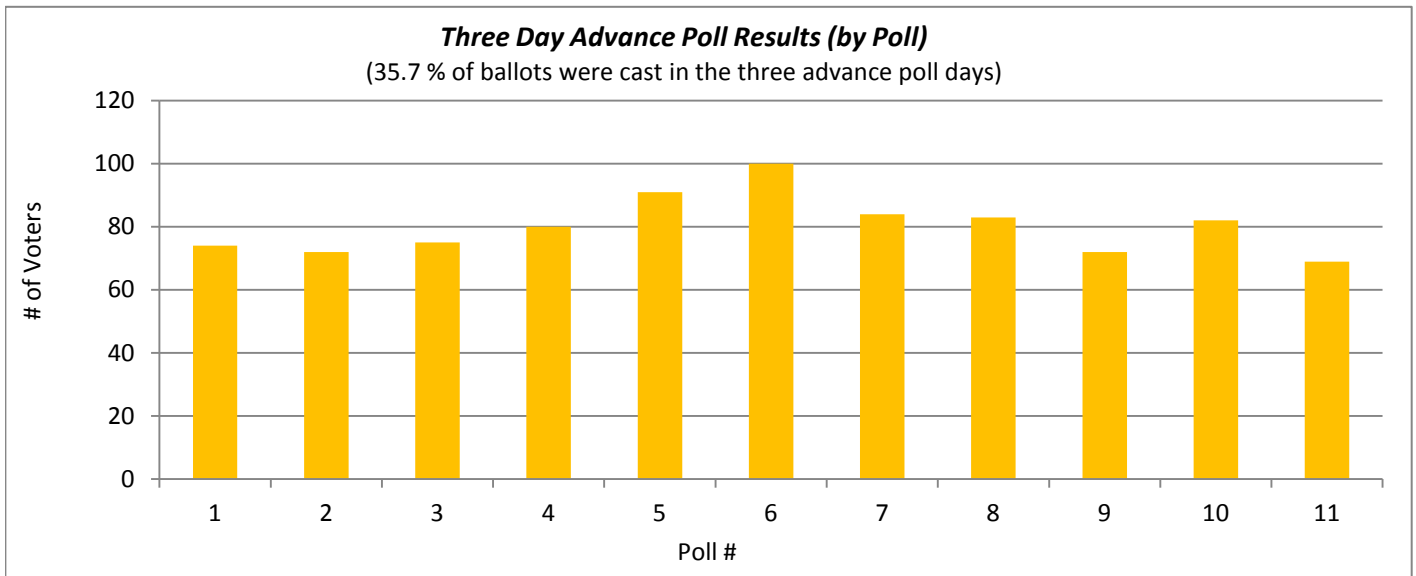


District No. 12 Charlottetown-Victoria Park

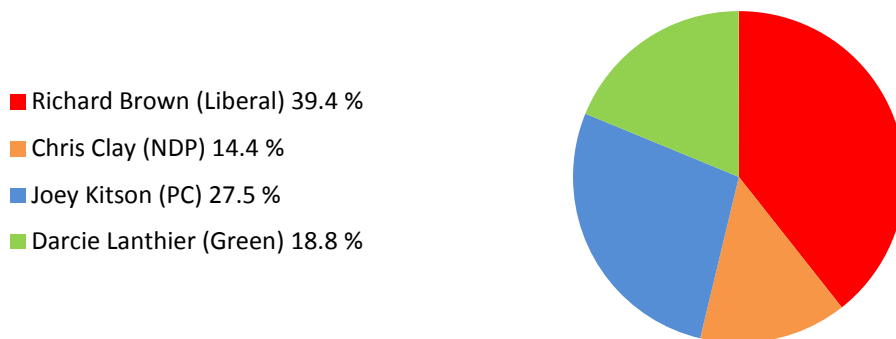
Returning Officer - Amy Doyle

No.	POLLING DIVISION	Number of Electors	Number of Ballots Cast	(Liberal) Richard BROWN	(NDP) Chris CLAY	(PC) Joey KITSON	(Green) Darcie LANTHIER	Rejected Ballots
	Advance **		1003	486	112	292	103	10
1	Belmont Street	290	159	58	28	46	27	0
2	Pleasant Street	232	108	31	22	23	31	1
3	Riverside Drive	293	147	53	29	34	31	0
4	Weymouth Street	236	71	22	14	16	19	0
5	Ole Kings Square	268	122	38	20	28	34	2
6	Grafton Street	340	173	47	33	38	53	2
7	Dorchester Street	307	156	46	24	35	49	2
8	Water Street	250	115	32	22	35	25	1
9	Harbourside	223	104	39	9	29	26	1
10	All Souls Lane	339	176	53	23	58	42	0
11	Fanningbank	250	110	50	12	32	16	0
TOTALS		3028	2444	955	348	666	456	19

** Advance Poll Numbers include the three day advance polls, mail in ballots, mobile and hospital polls



Popular Vote for each Candidate



Provincial Electoral District
No. 13 Charlottetown - Brighton



Electoral District Description

Commencing at the intersection of University Avenue and Belvedere Avenue; thence westwardly along said Belvedere Avenue to Queen Street; thence southwardly along said street to Nassau Street; thence westwardly along said street to Trafalgar Street; thence southwardly along said street to Kirkwood Drive; thence westwardly along said drive to North River Road; thence northwardly along said road to Colonel Gray Drive; thence westwardly along said drive and an extension thereof to the North River; thence southwardly along said river to Brighton Road; thence eastwardly along said road and Euston Street to University Avenue; thence northwardly along said avenue to Belvedere Avenue to the point of commencement.

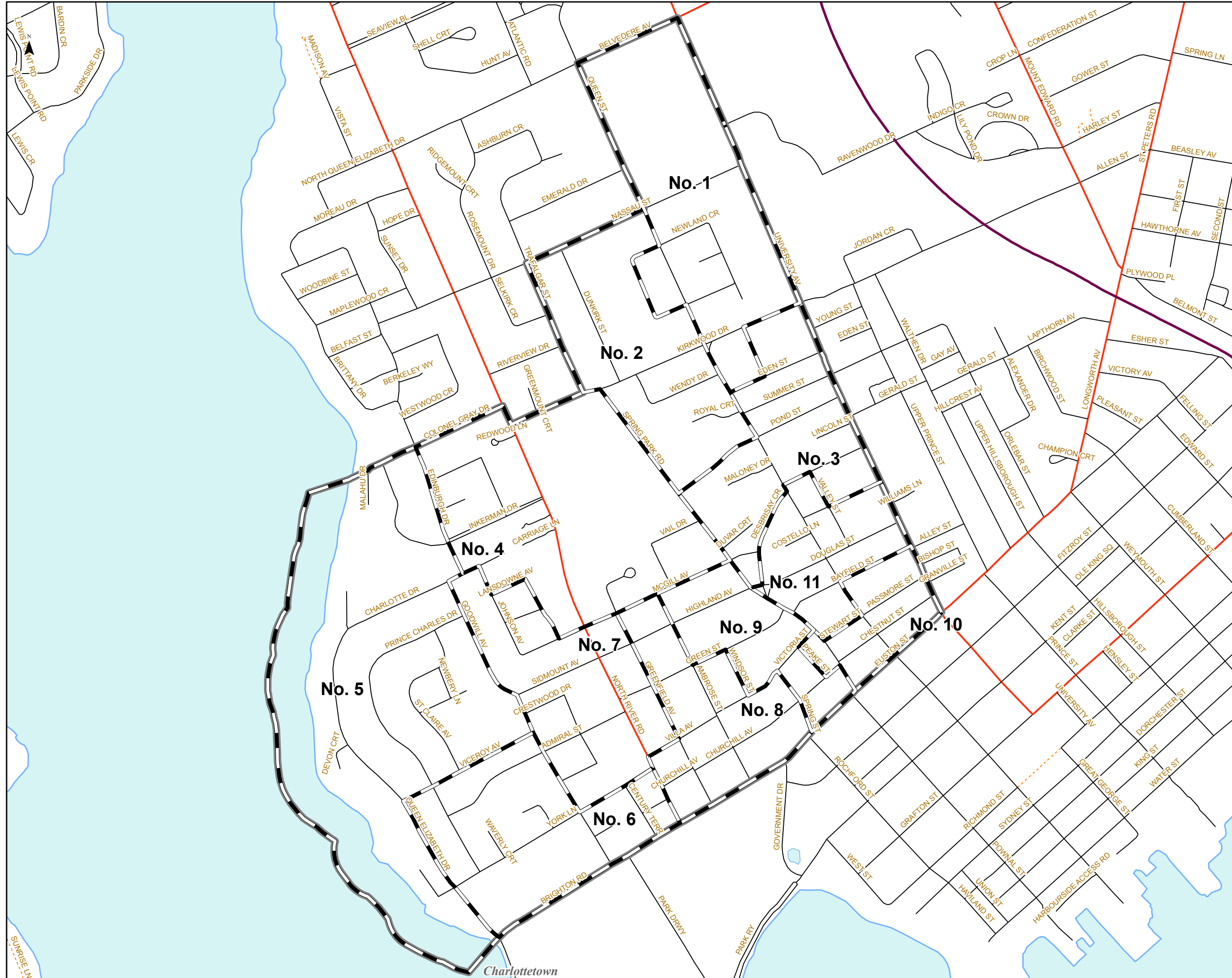
Polling Divisions

- No. 1 Newland Crescent
- No. 2 Dunkirk Street
- No. 3 Maloney Drive
- No. 4 Smallwood Crescent
- No. 5 Queen Elizabeth Drive
- No. 6 York Lane
- No. 7 Sidmount Avenue
- No. 8 Ambrose Street
- No. 9 Green Street
- No. 10 Chestnut Street
- No. 11 Douglas Street

Legend:

-  Electoral District
-  Polling Division

Note:
 The maps are designed as a general index of the electoral district divisions and are not intended to be used for measurements or for legal purposes.



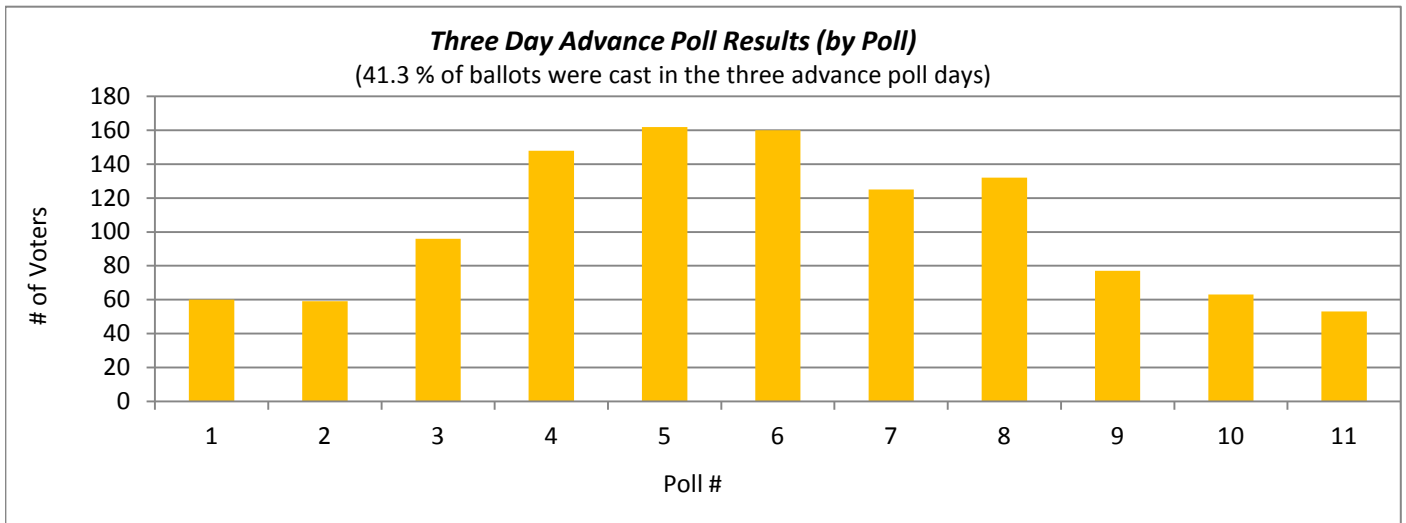
District No. 13 Charlottetown-Brighton

Returning Officer - Paula MacKinnon

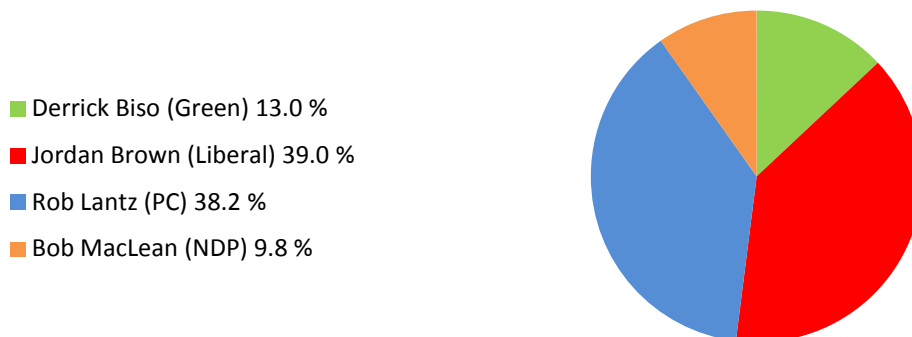
No.	POLLING DIVISION	Number of Electors	Number of Ballots Cast	(Green) Derrick BISO	(Liberal) Jordan BROWN	(PC) Rob LANTZ	(NDP) Bob MACLEAN	Rejected Ballots
	Advance **		1158	74	555	452	73	2
1	Newland Cres	255	142	28	37	57	18	2
2	Dunkirk Street	244	158	19	64	55	18	2
3	Maloney Dr	344	161	30	46	57	27	1
4	Smallwood Cres	327	132	12	53	55	12	0
5	Queen Elizabeth Dr	346	157	20	58	72	7	0
6	York Lane	288	106	21	36	38	11	0
7	Sidmount Ave	321	157	21	52	71	13	0
8	Ambrose Street	307	145	29	39	60	17	0
9	Green Street	257	143	36	44	45	18	0
10	Chestnut Street	237	113	23	35	34	21	0
11	Douglas Street	243	140	39	35	36	30	2
TOTALS		3169	2712	352	1054	1032	265	9

** Advance Poll Numbers include the three day advance polls, mail in ballots, mobile and hospital polls

Judicial recount was conducted by Judge Orr at the request of Rob Lantz. Difference of 25 votes prior to the recount which was narrowed to 22 votes after the recount.



Popular Vote for each Candidate



Provincial Electoral District
No. 14 Charlottetown - Lewis Point



Electoral District Description

Commencing at the intersection of North River Road and the Trans Canada Highway; thence westwardly along said highway to the North River; thence southwardly along said river to an extension of Colonel Gray Drive; thence eastwardly along said extension and drive to North River Road; thence southwardly along said road to Kirkwood Drive; thence eastwardly along said drive to Trafalgar Street; thence northwardly along said street to Nassau Street; thence eastwardly along said street to Queen Street; thence northwardly along said street to Belvedere Avenue; thence eastwardly along said avenue to University Avenue; thence northwardly along said avenue to Hermitage Creek; thence westwardly along said creek to North River Road; thence northwardly along said road to the Trans Canada Highway to the point of commencement.

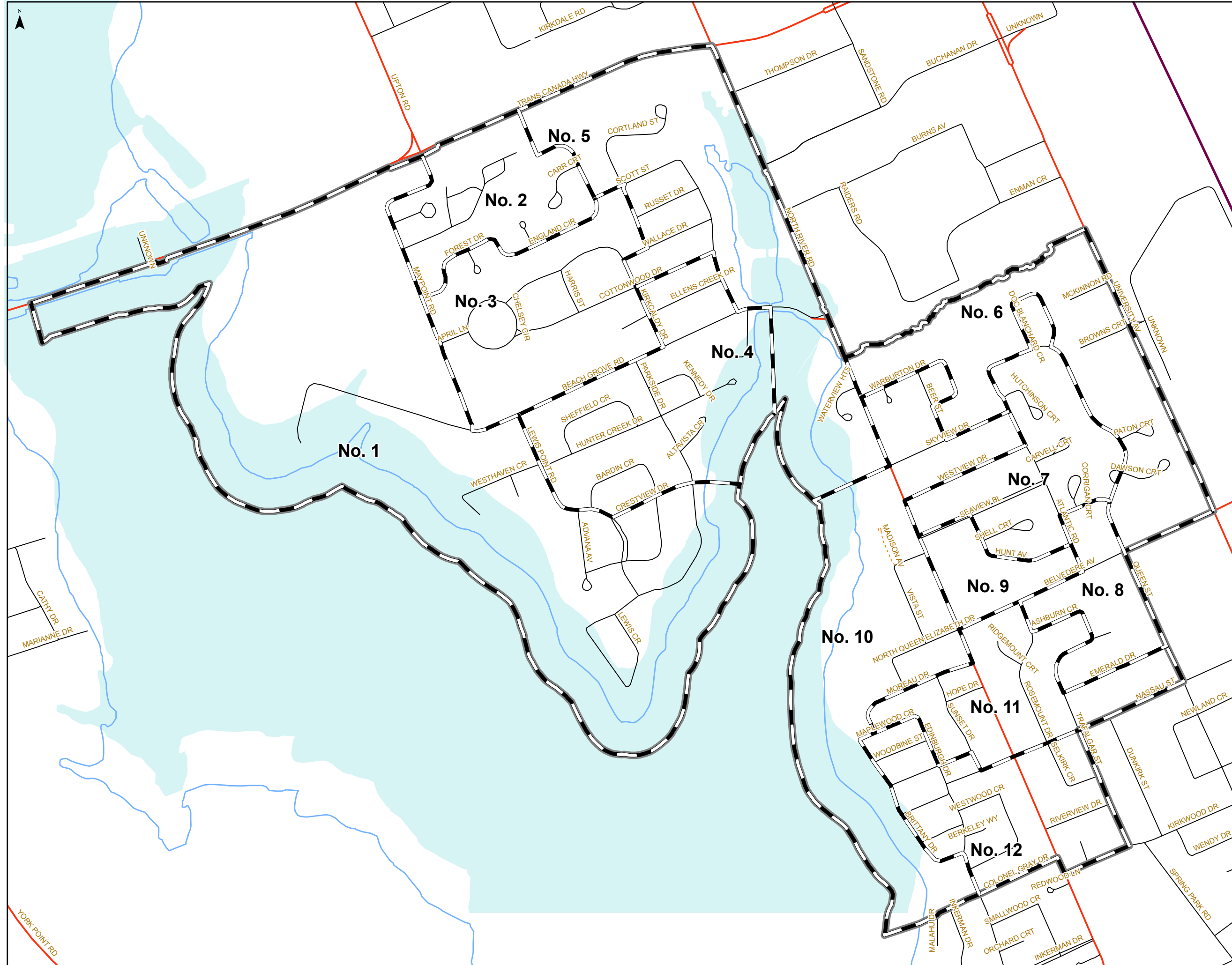
Polling Divisions

- No. 1 Beach Grove
- No. 2 Maypoint
- No. 3 Chelsey Circle
- No. 4 Hunter Creek Drive
- No. 5 Cortland Street
- No. 6 Browns Court
- No. 7 Hutchinson Court
- No. 8 Emerald Drive
- No. 9 Hunt Avenue
- No. 10 Waterview Heights
- No. 11 Rosemount Drive
- No. 12 Belfast Street

Legend:

-  Electoral District
-  Polling Division

Note:
 The maps are designed as a general index of the electoral district divisions and are not intended to be used for measurements or for legal purposes.

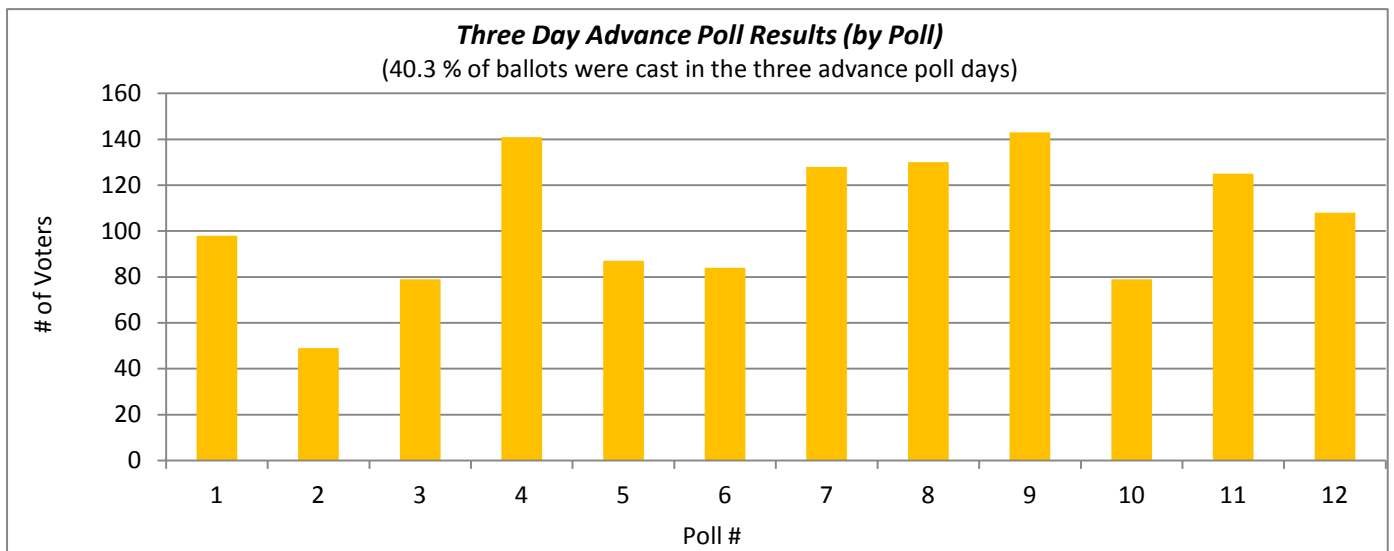


District No. 14 Charlottetown-Lewis Point

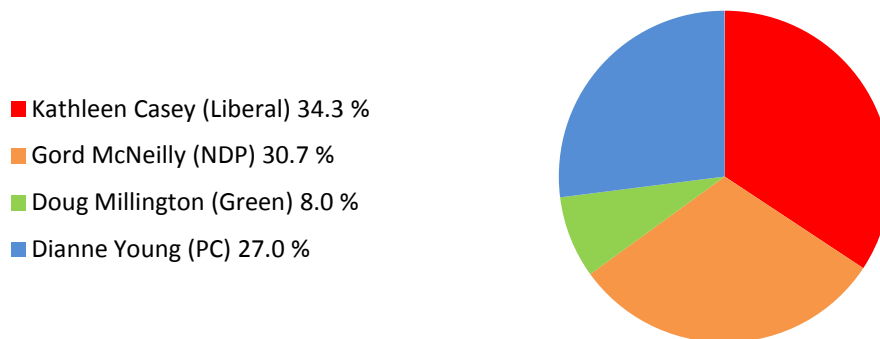
Returning Officer - Donna Gorveatt

No.	POLLING DIVISION	Number of Electors	Number of Ballots Cast	(Liberal) Kathleen CASEY	(NDP) Gord MCNEILLY	(Green) Doug MILLINGTON	(PC) Dianne YOUNG	Rejected Ballots
	Advance **		1434	600	331	64	432	7
1	Beach Grove	475	112	48	26	6	32	0
2	Maypoint	205	102	30	33	13	25	1
3	Chelsey Circle	311	178	38	82	27	31	0
4	Hunter Creek Dr	386	192	56	82	20	33	1
5	Cortland Street	266	134	25	54	15	39	1
6	Browns Court	263	122	32	45	21	24	0
7	Hutchison Court	302	124	33	48	14	29	0
8	Emerald Drive	274	89	28	28	5	27	1
9	Hunt Ave	435	107	23	31	13	39	1
10	Waterview Hgts	297	171	46	65	16	42	2
11	Rosemount Dr	301	124	33	49	15	26	1
12	Belfast Street	305	162	48	57	15	42	0
TOTALS		3820	3051	1040	931	244	821	15

** Advance Poll Numbers include the three day advance polls, mail in ballots, mobile and hospital polls



Popular Vote for each Candidate



Provincial Electoral District
No. 15 West Royalty - Springvale



Electoral District Description

Commencing at the intersection of the Winsloe Road (Route # 223) and the MacKenzie Road (Route # 256); thence westwardly along the MacKenzie Road to the Rustico Road (Route # 7); thence northwardly along said road to the New Glasgow Road (Route # 224); thence westwardly along said road to the Millboro Road (Route # 243) and Route # 243; thence southwardly along said route to Route # 2; thence eastwardly along said route to the Colville Road (Route # 9); thence southwardly along said road to Route # 225; thence eastwardly along said route to the Bannockburn Road (Route # 247); thence southwardly along said road to the Kingston Road (Route # 235); thence eastwardly along said road to the western boundary of the Town of Cornwall; thence following the Town of Cornwall boundary north, east and south to Warren Creek and the North River; thence southwardly along said river to the Trans Canada Highway; thence eastwardly along said highway to the Malpeque Road; thence northwardly along said road to the Winsloe Road; thence northwardly along said road to the Royalty Junction Road; thence eastwardly along said road to the eastern boundary of South Winsloe Community; thence northwardly along said community boundary to the Horne Cross Road West (Route # 220); thence westwardly along said road to the Winsloe Road (Route # 223); thence northwardly along said road to the MacKenzie Road to the point of commencement.

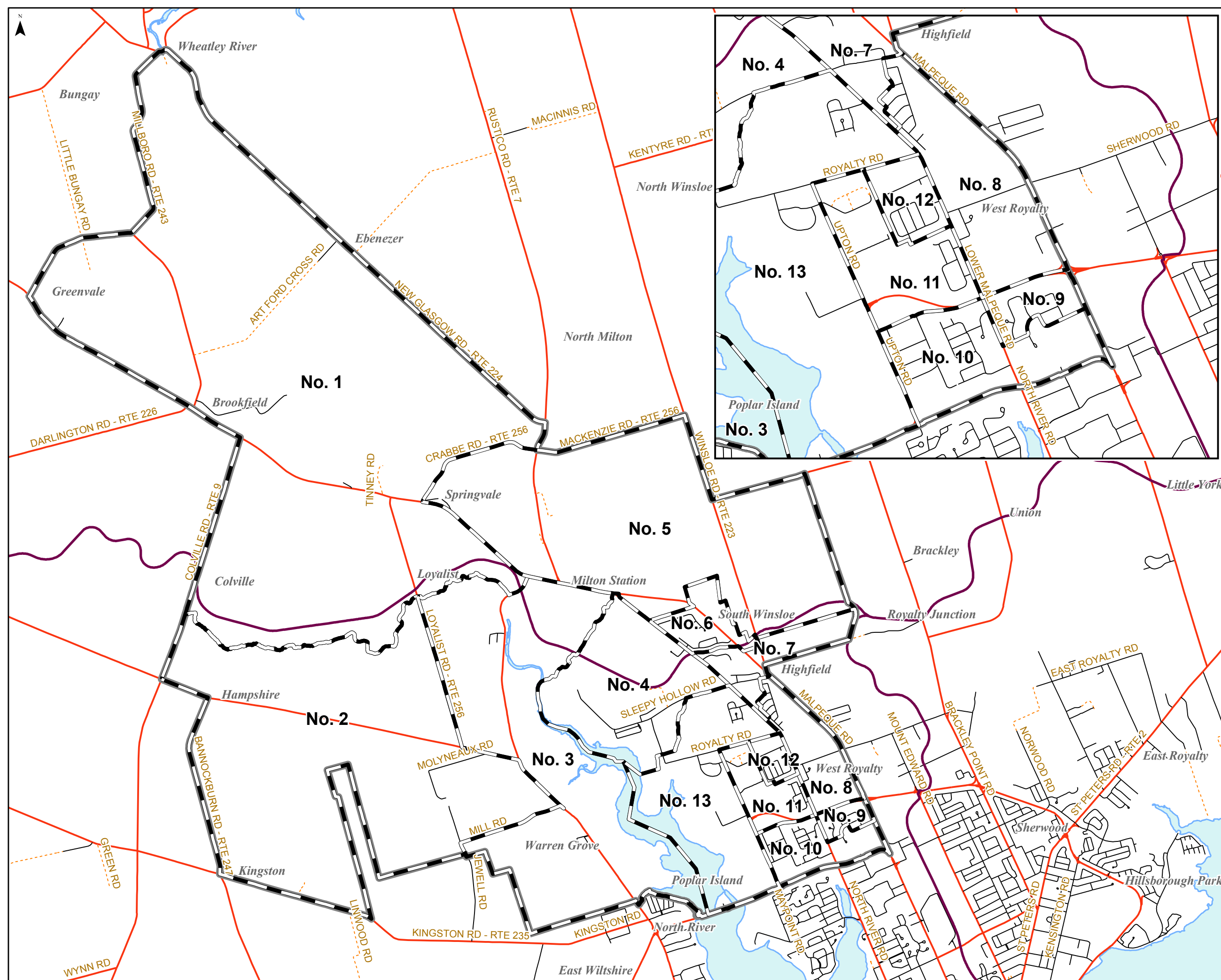
Polling Divisions

- No. 1 Colville Road
- No. 2 Hampshire
- No. 3 Warren Grove
- No. 4 Milton Station
- No. 5 Winsloe
- No. 6 Highfield
- No. 7 Evergreen Drive
- No. 8 Windymere Drive
- No. 9 Gates Drive
- No. 10 Hillstrom Avenue
- No. 11 Upton Road
- No. 12 Thorndale
- No. 13 Hurry Road

Legend:

-  Electoral District
-  Polling Division

Note:
 The maps are designed as a general index of the electoral district divisions and are not intended to be used for measurements or for legal purposes.

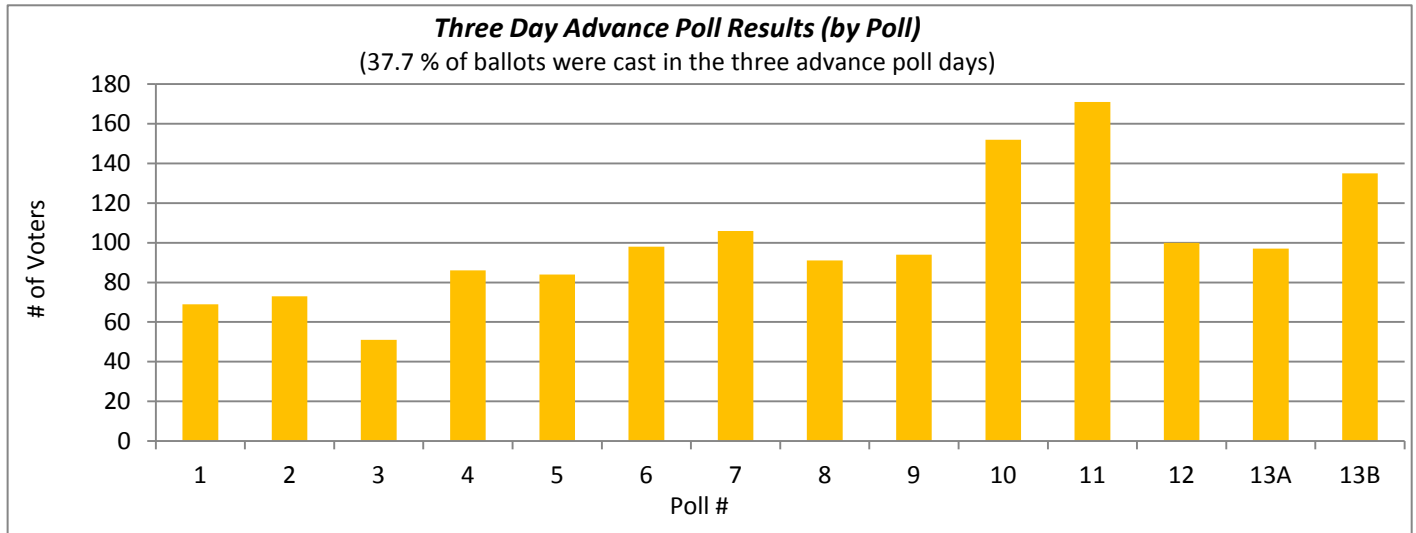


District No. 15 West Royalty-Springvale

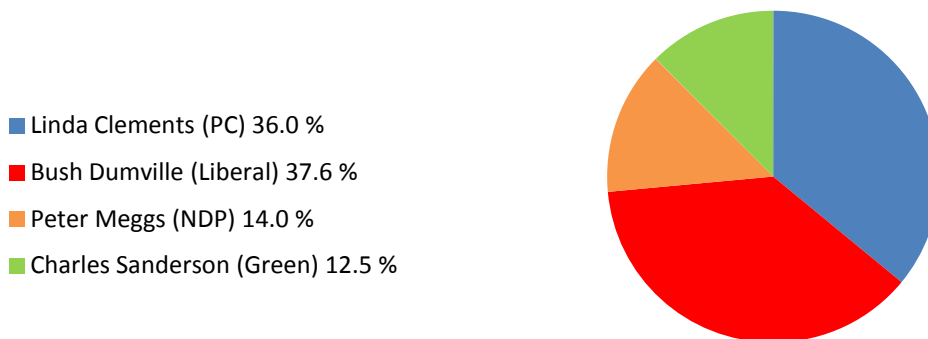
Returning Officer - David Aitken

No.	POLLING DIVISION	Number of Electors	Number of Ballots Cast	(PC) Linda CLEMENTS	(Liberal) Bush DUMVILLE	(NDP) Peter MEGGS	(Green) Charles SANDERSON	Rejected Ballots
	Advance **		1481	520	697	162	92	10
1	Colville Rd	346	215	84	54	24	51	2
2	Hampshire	281	165	82	34	16	32	1
3	Warren Grove	262	158	24	44	26	64	0
4	Milton Station	308	150	56	51	25	18	0
5	Winsloe	260	144	49	53	16	26	0
6	Highfield	345	187	69	73	26	17	2
7	Evergreen Dr	328	147	50	49	24	23	1
8	Windmere Dr	242	118	51	31	19	17	0
9	Gates Drive	321	117	36	46	16	19	0
10	Hillstrom Ave	433	196	78	66	30	21	1
11	Upton Road	504	234	79	77	46	29	3
12	Thorndale Ave	306	149	56	41	33	19	0
13A	Hurray Road A	257	126	51	34	27	14	0
13B	Hurray Road B	337	131	45	39	26	20	1
TOTALS		4530	3718	1330	1389	516	462	21

** Advance Poll Numbers include the three day advance polls, mail in ballots, mobile and hospital polls



Popular Vote for each Candidate



Provincial Electoral District
No. 16 Cornwall - Meadowbank



Electoral District Description

Commencing where Warren Grove Creek meets the North River; thence westwardly along said creek and the boundary of the Town of Cornwall; thence following the Town of Cornwall boundary west, north and south to the Kingston Road (Route # 235); thence westwardly along said road to the Linwood Road; thence southwardly along said road to the Trans Canada Highway (Route # 1); thence westwardly along said highway to the Clyde River; thence southwardly along said river to the center of the West River and the center of the North River; thence northwardly along said North River to Warren Grove Creek to the point of commencement.

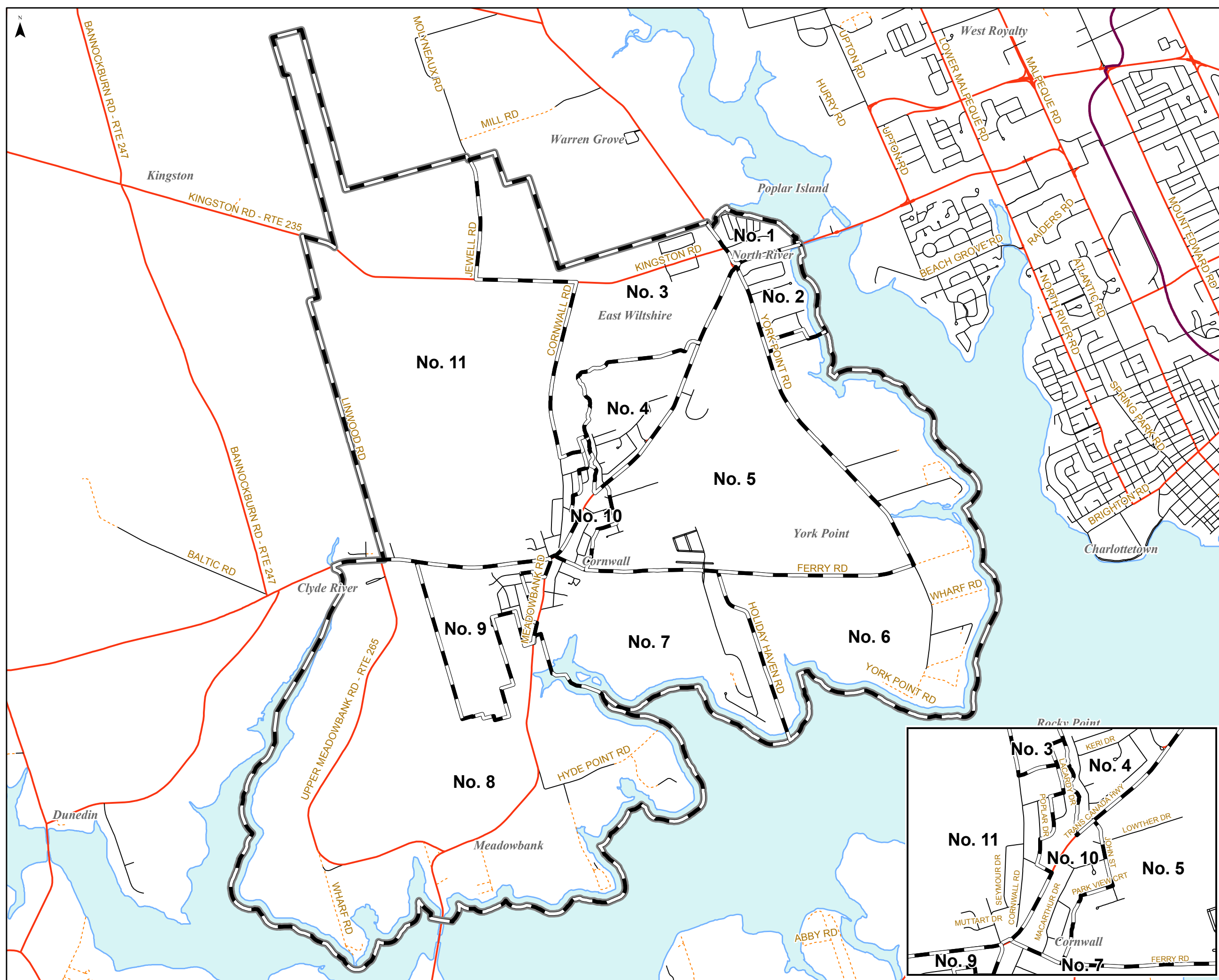
Polling Divisions

- No. 1 Chateau Estates
- No. 2 Candlelight Park
- No. 3 East Wiltshire
- No. 4 Park Street
- No. 5 Elliot Park
- No. 6 York Point
- No. 7 Primrose Point
- No. 8 Hyde Point
- No. 9 Appleby Lane
- No. 10 Brookside Drive
- No. 11 Seymour Drive

Legend:

-  Electoral District
-  Polling Division

Note:
 The maps are designed as a general index of the electoral district divisions and are not intended to be used for measurements or for legal purposes.

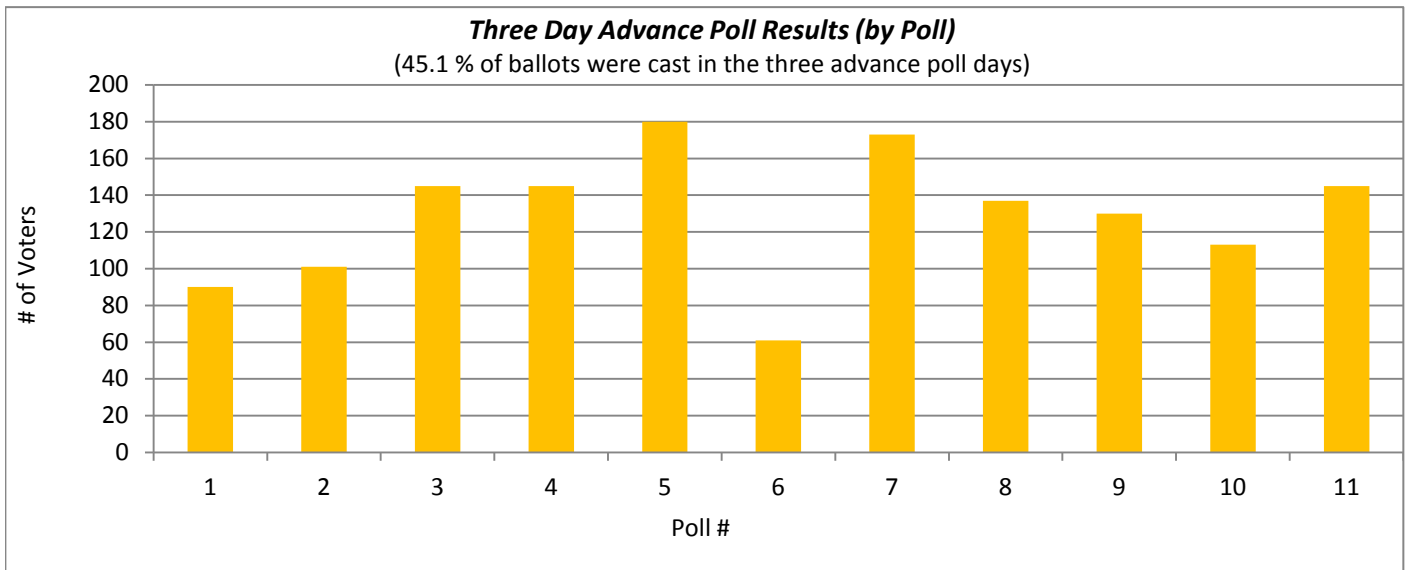


District No. 16 Cornwall-Meadowbank

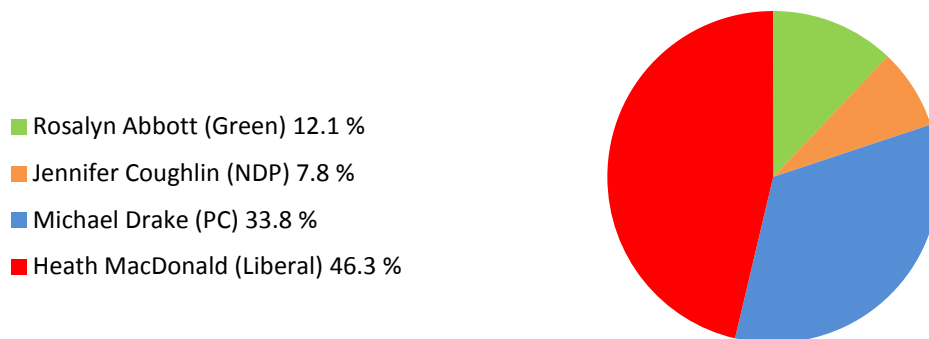
Returning Officer - Beverly Gaudet

No.	POLLING DIVISION	Number of Electors	Number of Ballots Cast	(Green) Roselyn ABBOTT	(NDP) Jennifer COUGHLIN	(PC) Michael DRAKE	(Liberal) Heath MACDONALD	Rejected Ballots
	Advance **		1431	105	75	474	771	6
1	Chateau Estates	296	133	23	21	42	46	1
2	Candlelight Park	304	149	22	14	55	57	1
3	East Wiltshire	326	130	23	12	48	47	0
4	Park Street	337	123	19	13	40	51	0
5	Elliot Park	499	212	49	26	66	71	0
6	York Point	248	140	24	11	43	61	1
7	Primrose Point	419	190	25	15	75	75	0
8	Hyde Street	354	176	26	10	61	79	0
9	Appleby Lane	306	129	22	9	42	55	1
10	Brookside Drive	341	142	24	16	47	55	0
11	Seymour Drive	409	175	15	21	63	76	0
TOTALS		3839	3130	377	243	1056	1444	10

** Advance Poll Numbers include the three day advance polls, mail in ballots, mobile and hospital polls



Popular Vote for each Candidate



Provincial Electoral District
No. 17 Kellys Cross - Cumberland



Electoral District Description

Commencing at the intersection of the Bannockburn Road (Route # 247) and Route # 225; thence westwardly along said Route # 225 to the Darlington Road (Route # 226); thence northwardly along said road to the Johnston Road (Route # 227); thence westwardly along said road to the Hopedale Road (Route # 13); thence southwardly along said road to Route # 225; thence westwardly along said road to the county line between Prince and Queens County; thence southwardly along said county line to the South Shore Villa property; thence following the South Shore Villa property east, south and west back to the county line; thence southwardly along said county line to the shore of the Victoria Harbour; thence southwardly along said Harbour to Northumberland Strait; thence eastwardly along said strait to the mouth of Charlottetown Harbour; thence northwardly along said harbour to the West River; thence westwardly along said river to the Clyde River; thence northwardly along said river to the Trans Canada Highway (Route # 1); thence eastwardly along said highway to the Linwood Road; thence northwardly along said road to the Kingston Road (Route # 235); thence westwardly along said road to the Bannockburn Road (Route # 247); thence northwardly along said road to Route # 225 to the point of commencement and includes St. Peters Island.

Polling Divisions

- No. 1 Rocky Point
- No. 2 New Dominion
- No. 3 Rice Point
- No. 4 Argyle Shore
- No. 5 Strathgartney
- No. 6 Kingston
- No. 7 Green Bay
- No. 8 South Melville
- No. 9 Victoria
- No. 10 Maplewood
- No. 11 Emyvale

Legend:

-  Electoral District
-  Polling Division

Note:
 The maps are designed as a general index of the electoral district divisions and are not intended to be used for measurements or for legal purposes.

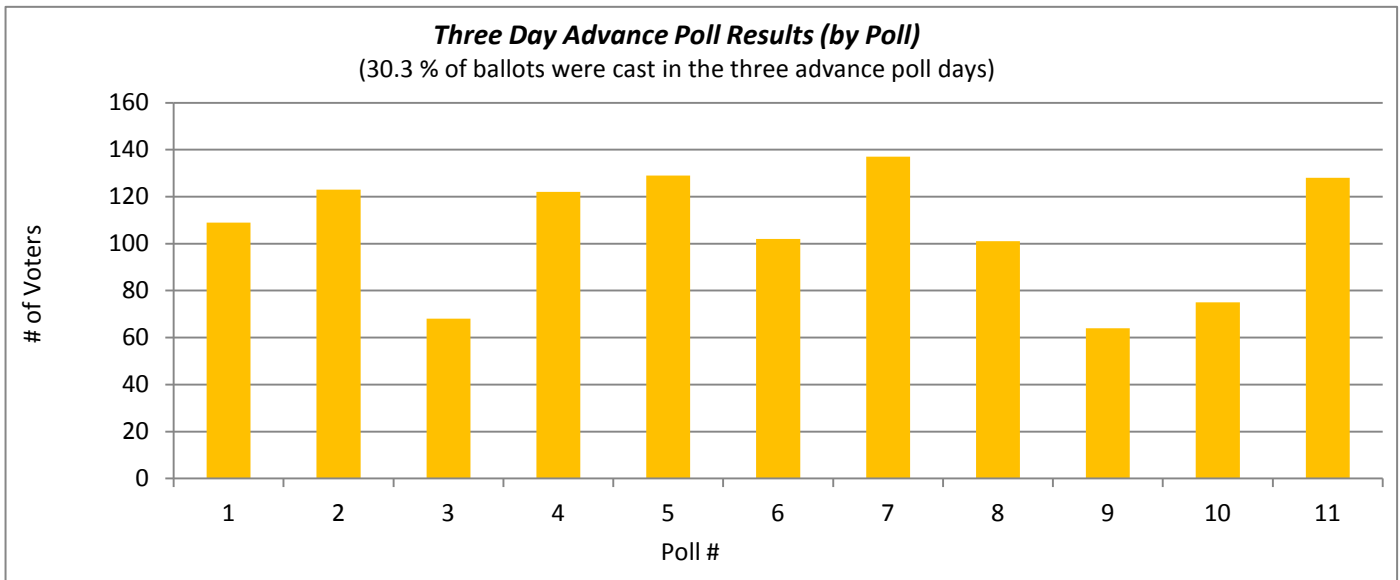


District No. 17 Kellys Cross-Cumberland

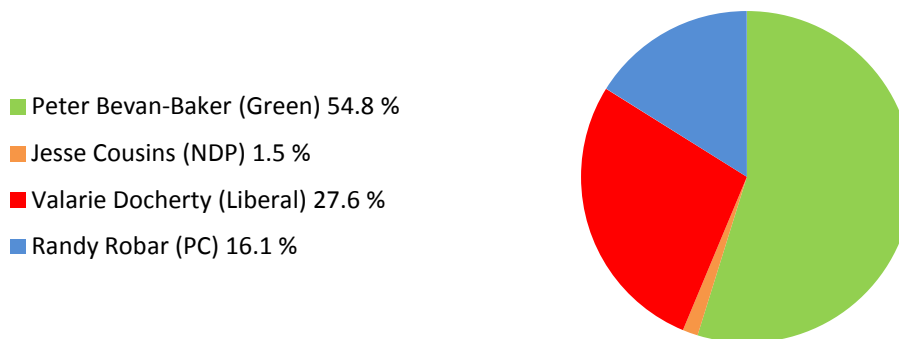
Returning Officer - Elizabeth Wilson

No.	POLLING DIVISION	Number of Electors	Number of Ballots Cast	(Green) Peter BEVAN-BAKER	(NDP) Jesse COUSINS	(Liberal) Valerie DOCHERTY	(PC) Randy ROBAR	Rejected Ballots
	Advance **		1196	510	10	411	261	4
1	Rocky Point	452	277	161	4	70	42	0
2	New Dominion	422	238	148	8	53	29	0
3	Rice Point	427	287	166	8	68	45	0
4	Argyle Shore	419	257	132	5	73	47	0
5	Strathgartney	386	180	111	2	49	18	0
6	Kingston	371	191	105	5	45	36	0
7	Green Bay	439	234	132	2	62	37	1
8	South Melville	350	207	147	2	38	20	0
9	Victoria	358	245	152	0	74	18	1
10	Maplewood	383	226	142	3	58	22	1
11	Emyvale	449	259	171	9	45	34	0
TOTALS		4456	3797	2077	58	1046	609	7

** Advance Poll Numbers include the three day advance polls, mail in ballots, mobile and hospital polls



Popular Vote for each Candidate



Provincial Electoral District
No. 18 Rustico - Emerald



Electoral District Description

Commencing at a point where Rustico Bay meets the Gulf of St. Lawrence; thence westwardly along said gulf to New London Bay; thence southwardly along said bay and Southwest River to Grahams Road (Route # 8); thence southwardly along said road to township line # 67; thence westwardly along said township line to the county line between Prince and Queens County; thence southwardly along said county line to Route # 225; thence eastwardly along said route to the Hopedale Road (Route # 13); thence northwardly along said road to Johnston Road (Route # 227); thence eastwardly along said road to the Darlington Road (Route # 226); thence southwardly along said road to Route # 225; thence eastwardly along said route to the Colville Road (Route # 9); thence northwardly along said road to the Malpeque Road (Route # 2); thence westwardly along said road to Route # 243 and the Millboro Road (Route # 243); thence northwardly along said road to the New Glasgow Road (Route # 224) and the Wheatley River; thence following said river to Rustico Bay; thence following said bay to the Gulf of St. Lawrence to the point of commencement.

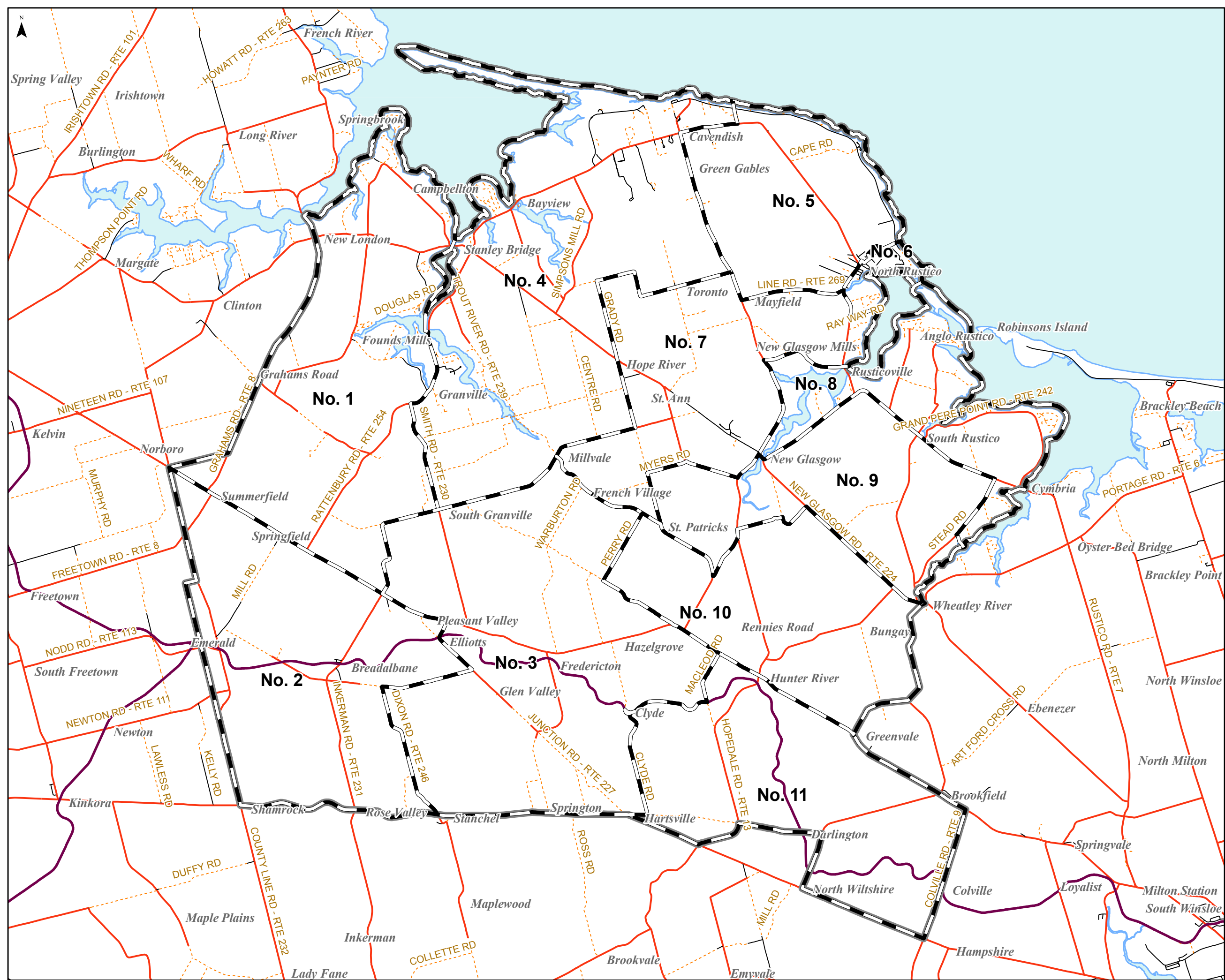
Polling Divisions

- No. 1 Founds Mills
- No. 2 Breadalbane
- No. 3 Fredericton
- No. 4 Stanley Bridge
- No. 5 Cape Road
- No. 6 North Rustico
- No. 7 St Anns
- No. 8 South Rustico
- No. 9 Wheatley River
- No. 10 Hunter River
- No. 11 Darlington

Legend:

-  Electoral District
-  Polling Division

Note:
 The maps are designed as a general index of the electoral district divisions and are not intended to be used for measurements or for legal purposes.

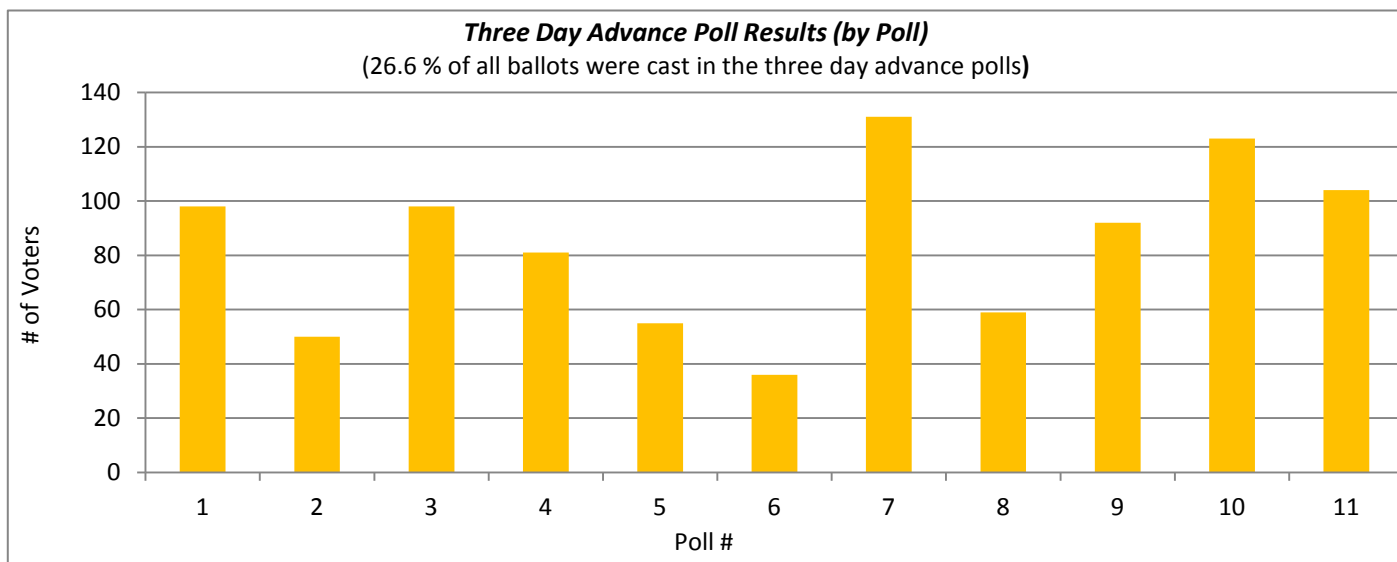


District No. 18 Rustico-Emerald

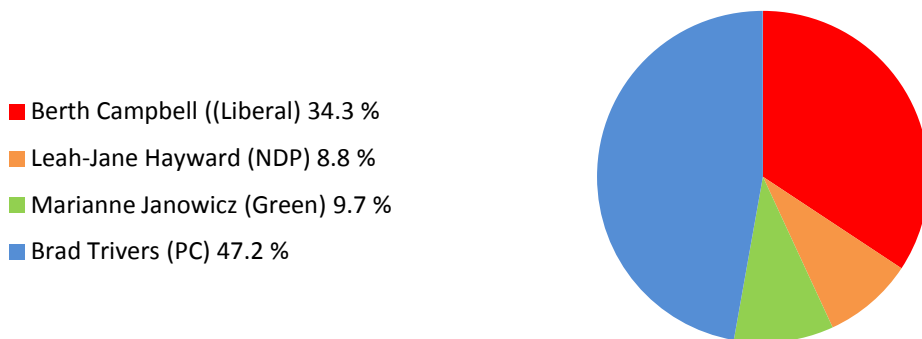
Returning Officer - Ann MacLean

No.	POLLING DIVISION	Number of Electors	Number of Ballots Cast	(Liberal) Bertha CAMPBELL	(NDP) Leah-Jane HAYWARD	(Green) Marianne JANOWICZ	(PC) Brad TRIVERS	Rejected Ballots
	Advance **		926	328	68	65	461	4
1	Founds Mills	383	236	101	15	26	90	4
2	Breadalbane	326	220	69	13	14	123	1
3	Fredericton	338	176	59	17	36	63	1
4	Stanley Bridge	393	253	83	22	32	115	1
5	Cape Road	364	264	108	32	13	109	2
6	North Rustico	286	214	79	21	20	94	0
7	St Anns	360	162	53	24	21	64	0
8	South Rustico	342	241	79	27	18	117	0
9	Wheatley River	396	255	56	21	36	142	0
10	Hunter River	375	213	52	15	25	119	2
11	Darlington	372	211	85	19	19	88	0
TOTALS		3935	3371	1152	294	325	1585	15

** Advance Poll Numbers include the three day advance polls, mail in ballots, mobile and hospital polls



Popular Vote for each Candidate



Provincial Electoral District
No. 19 Bordon - Kinkora



Electoral District Description

Commencing at the intersection of the county line between Prince and Queens County and the Nineteen Road (Route # 107); thence westwardly along said road and the Blue Shank Road (Route # 107) to the Wilmot Valley Road (Route # 120); thence northwardly along said road to an extension of the community boundary of Travellers Rest; thence westwardly along said extension and community boundary to Read Drive; thence southwardly along said drive to Water Street East; thence westwardly along said street to Reads Creek; thence southwardly along said creek to the Wilmot River, Summerside Harbour and Northumberland Strait; thence southwardly along said strait to the shore of Victoria Harbour at the intersection with the county line between Prince and Queens County; thence northwardly along said county line to the South Shore Villa property; thence following the South Shore Villa property east, north, and west back to the county line; thence northwardly along said county line to the Nineteen Road to the point of commencement and includes Holmans Island.

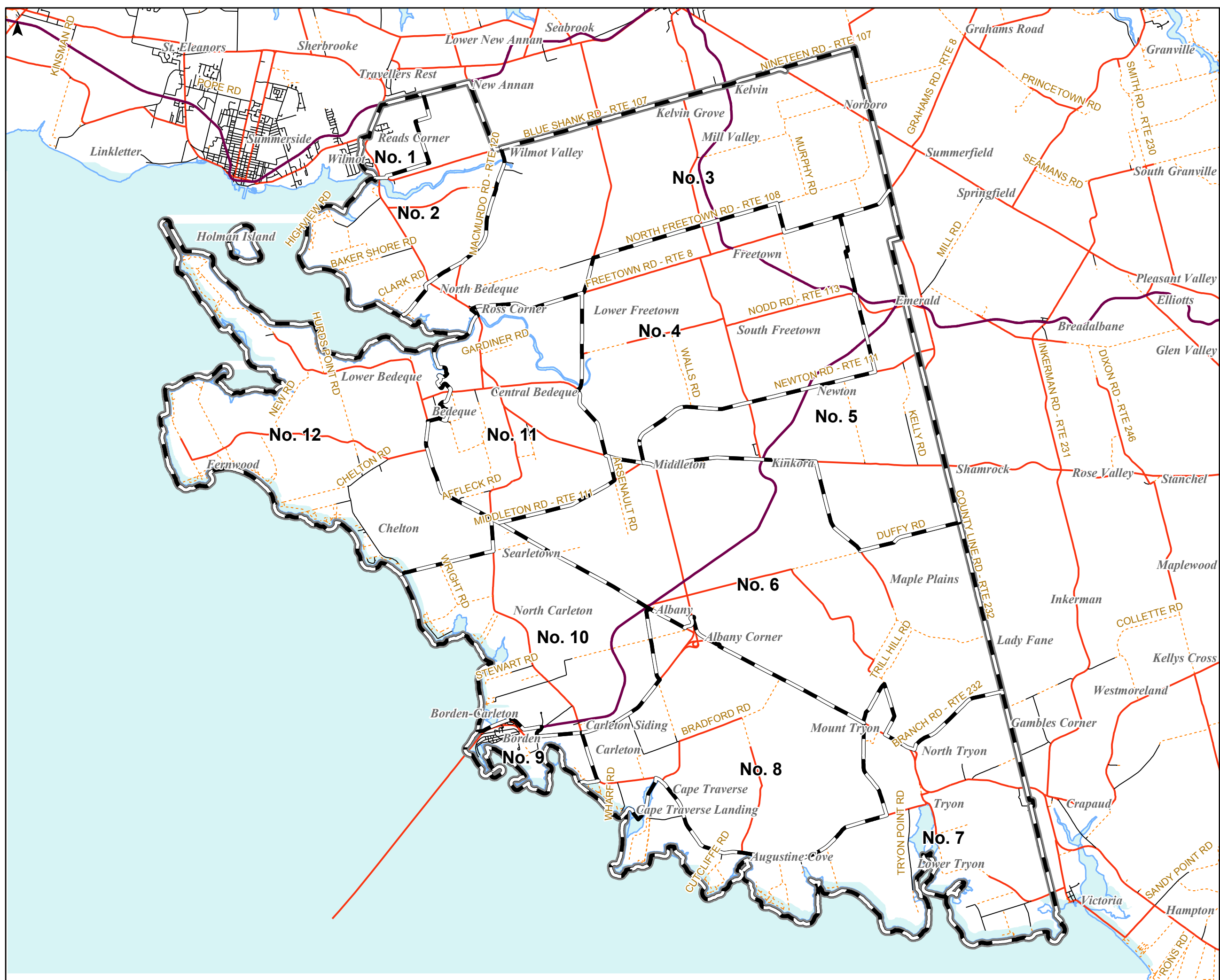
Polling Divisions

- No. 1 Reads Corner
- No. 2 Taylor Road
- No. 3 Mill Valley
- No. 4 South Freetown
- No. 5 Lawless Road
- No. 6 Maple Plains
- No. 7 Tryon
- No. 8 Cape Traverse
- No. 9 Industrial Drive
- No. 10 North Carleton
- No. 11 Central Bedeque
- No. 12 Lower Bedeque

Legend:

-  Electoral District
-  Polling Division

Note:
 The maps are designed as a general index of the electoral district divisions and are not intended to be used for measurements or for legal purposes.

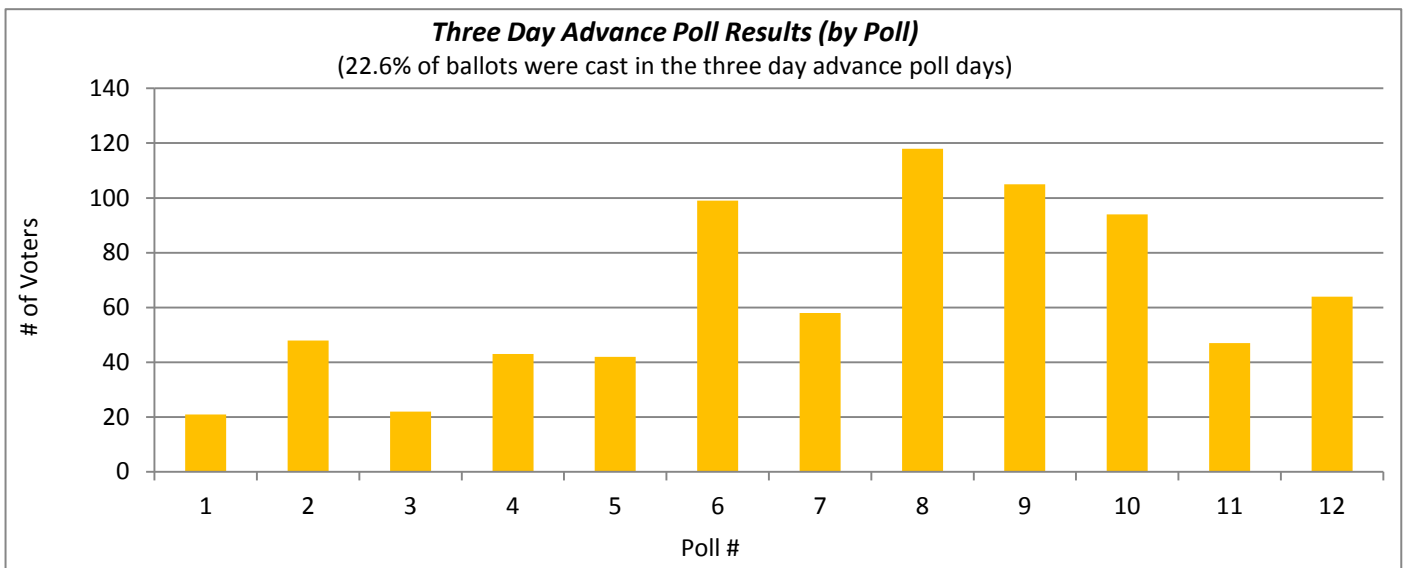


District No. 19 Borden-Kinkora

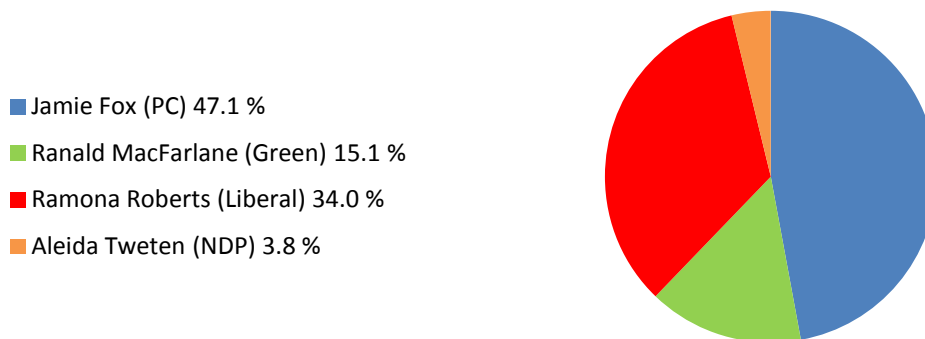
Returning Officer - Claire Lockhart

No.	POLLING DIVISION	Number of Electors	Number of Ballots Cast	(PC) Jamie FOX	(Green) Ranald MACFARLANE	(Liberal) Ramona ROBERTS	(NDP) Aleida Tweten	Rejected Ballots
	Advance **		818	423	82	298	15	0
1	Reads Corner	313	220	106	29	66	17	2
2	Taylor Road	395	274	96	46	116	14	2
3	Mill Valley	363	243	94	39	88	20	2
4	South Freetown	335	229	98	33	81	16	1
5	Lawless Road	344	256	90	24	135	6	1
6	Maple Plains	318	178	79	32	64	3	0
7	Tryon	383	233	95	58	73	7	0
8	Cape Traverse	337	163	87	24	49	3	0
9	Industrial Drive	284	128	103	15	8	2	0
10	North Carleton	338	202	110	28	57	6	1
11	Central Bedeque	313	202	109	30	53	10	0
12	Lower Bedeque	388	252	107	71	66	7	1
TOTALS		4111	3398	1597	511	1154	126	10

** Advance Poll Numbers include the three day advance polls, mail in ballots, mobile and hospital polls



Popular Vote for each Candidate



Provincial Electoral District
No. 20 Kensington - Malpeque



Electoral District Description

Commencing at a point where New London Bay meets the Gulf of St. Lawrence; thence westwardly along said gulf to Malpeque Bay; thence southwardly along said bay to Sherbrooke Community Limits; thence southwardly along said community limits to the Sherbrooke Road; thence eastwardly along said road to township line # 17; thence southwardly along said township line to Water Street East; thence eastwardly along said street to Read Drive; thence northwardly along said drive to Travellers Rest Community Limits; thence eastwardly along said community limits and an extension thereof to the Wilmot Valley Road (Route # 120); thence southwardly along said road to the Blue Shank Road (Route # 107); thence eastwardly along said road and Nineteen Road (Route # 107) to the county line between Prince and Queens County; thence southwardly along said county line to township line # 67; thence eastwardly along said township line to the Grahams Road (Route # 8); thence northwardly along said road to Southwest River; thence eastwardly along said river to New London Bay and the Gulf of St. Lawrence to the point of commencement.

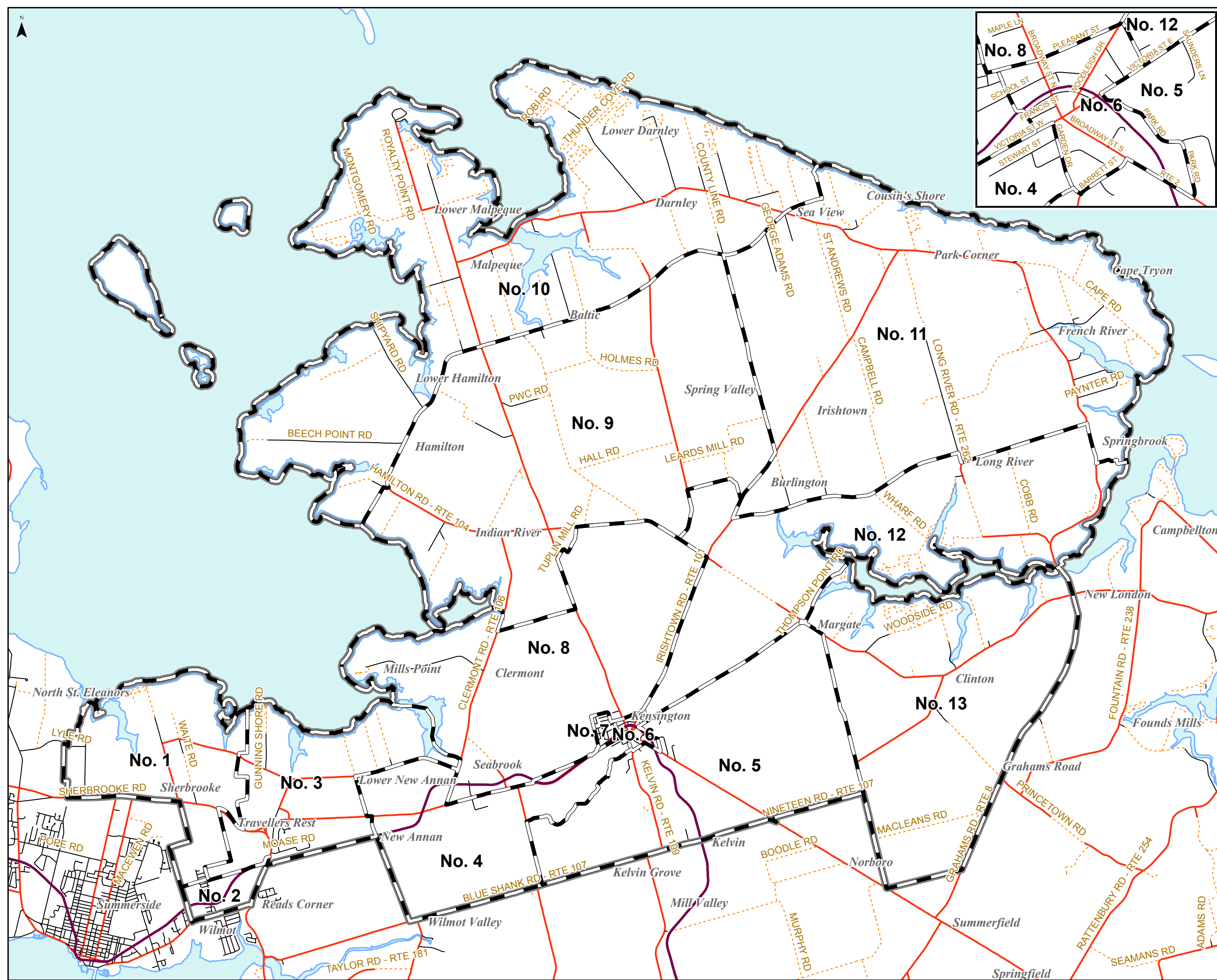
Polling Divisions

- No. 1 Sherbrooke
- No. 2 Starling Street
- No. 3 Travellers Rest
- No. 4 New Annan
- No. 5 Kelvin Grove North
- No. 6 Commercial Street
- No. 7 MacLean Avenue
- No. 8 Clermont
- No. 9 Indian River
- No. 10 Baltic
- No. 11 Irishtown
- No. 12 Southwest River
- No. 13 Clinton

Legend:

-  Electoral District
-  Polling Division

Note:
 The maps are designed as a general index of the electoral district divisions and are not intended to be used for measurements or for legal purposes.

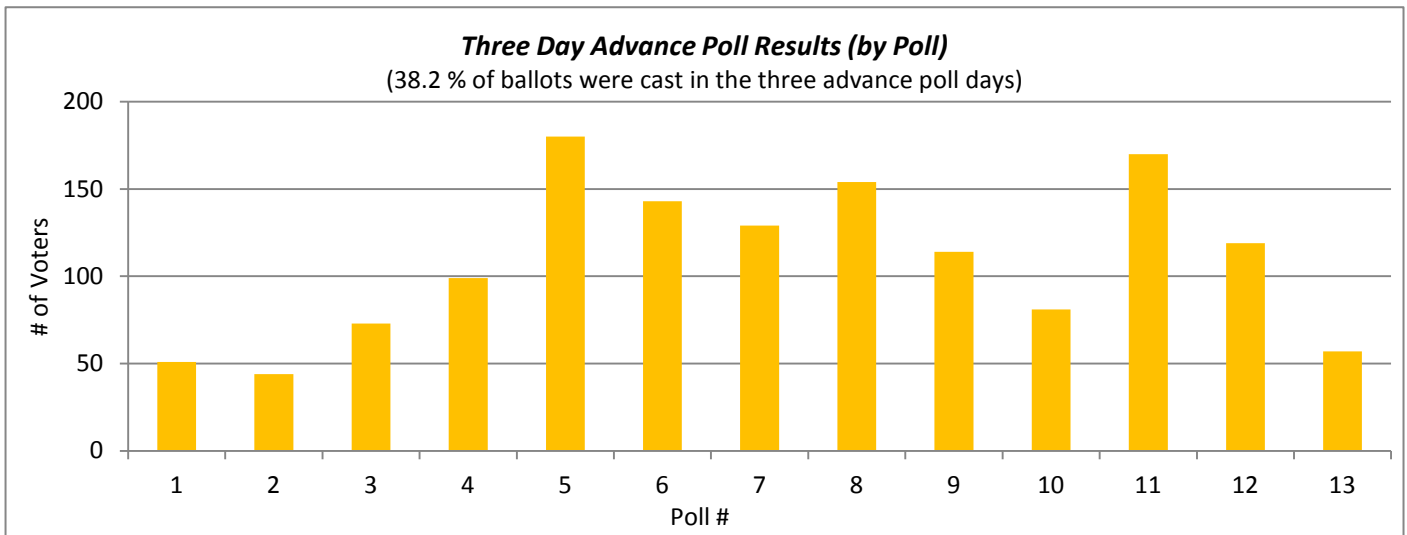


District No. 20 Kensington-Malpeque

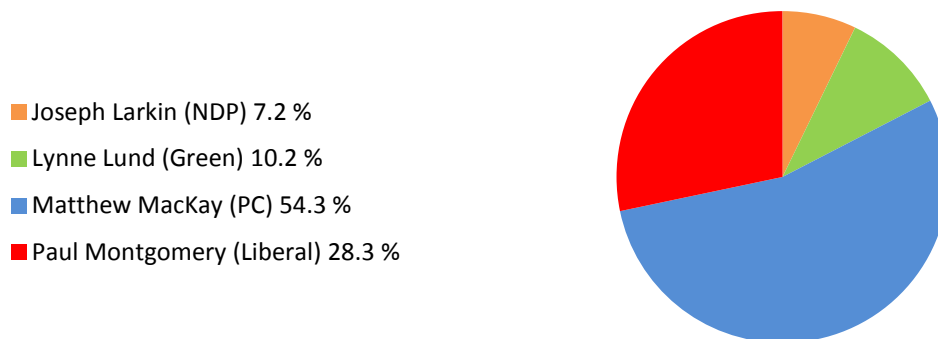
Returning Officer - Debby Sudsbury

No.	POLLING DIVISION	Number of Electors	Number of Ballots Cast	(NDP) Joseph LARKIN	(Green) Lynne LUND	(PC) Matthew MACKAY	(Liberal) Paul MONTGOMERY	Rejected Ballots
	Advance **		1434	60	91	846	428	9
1	Sherbrooke	270	164	17	24	75	47	1
2	Startling Street	250	126	27	15	55	29	0
3	Travellers Rest	416	238	22	35	99	81	1
4	New Annan	302	148	13	12	78	44	1
5	Kelvin Grove North	482	220	19	31	110	60	0
6	Commercial Street	332	141	15	20	68	38	0
7	MacLean Ave	343	148	12	16	84	35	1
8	Clermont	440	203	25	26	110	42	0
9	Indian River	335	179	10	14	120	35	0
10	Baltic	346	231	13	33	112	72	1
11	Irishtown	354	151	10	14	83	44	0
12	Southwest River	326	145	10	18	84	32	1
13	Clinton	264	142	11	25	60	46	0
TOTALS		4460	3670	264	374	1984	1033	15

** Advance Poll Numbers include the three day advance polls, mail in ballots, mobile and hospital polls



Popular Vote for each Candidate



Provincial Electoral District
No. 21 Summerside - Wilmot



Electoral District Description

Commencing at the intersection of the east boundary of township line # 17 and the Sherbrooke Road; thence westwardly along said road to Central Street; thence southwardly along said street to Lefurgey Avenue; thence eastwardly along said avenue to Granville Street; thence southwardly along said street and an extension thereof to Summerside Harbour; thence eastwardly along said harbour and Wilmot River to Reads Creek; thence northwardly along said creek to Water Street East; thence westwardly along said street to township line # 17; thence northwardly along said township line to the Sherbrooke Road to the point of commencement

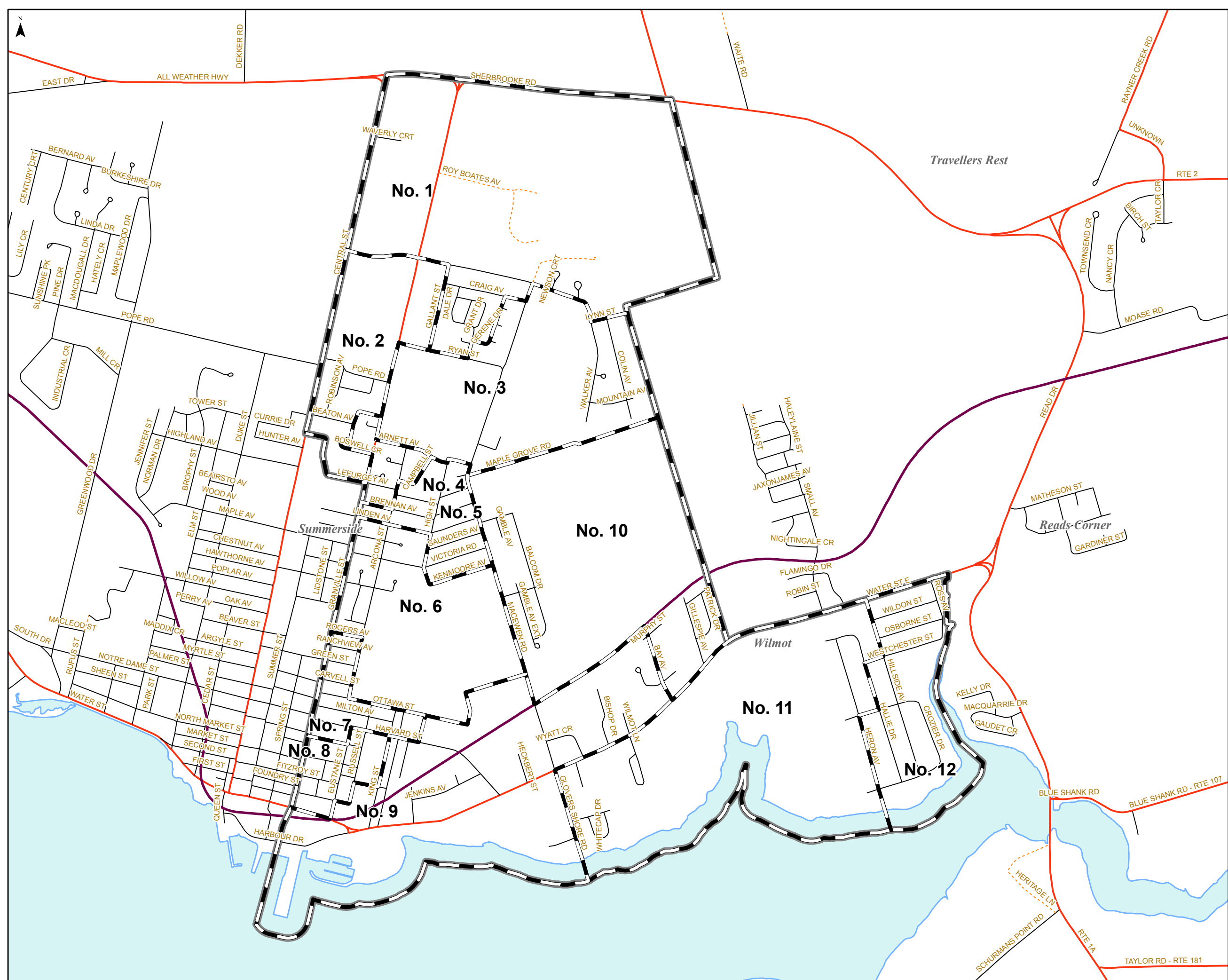
Polling Divisions

- No. 1 North Granville
- No. 2 Roy Boates Avenue
- No. 3 MacEwen Road North
- No. 4 Lefurgey Avenue
- No. 5 High Street
- No. 6 Gerri Lynn Cresnet
- No. 7 Milton Avenue
- No. 8 Russell Street
- No. 9 Harvard Street East
- No. 10 Balcom Drive
- No. 11 Gillespies Creek
- No. 12 Hillside Avenue

Legend:

-  Electoral District
-  Polling Division

Note:
The maps are designed as a general index of the electoral district divisions and are not intended to be used for measurements or for legal purposes.

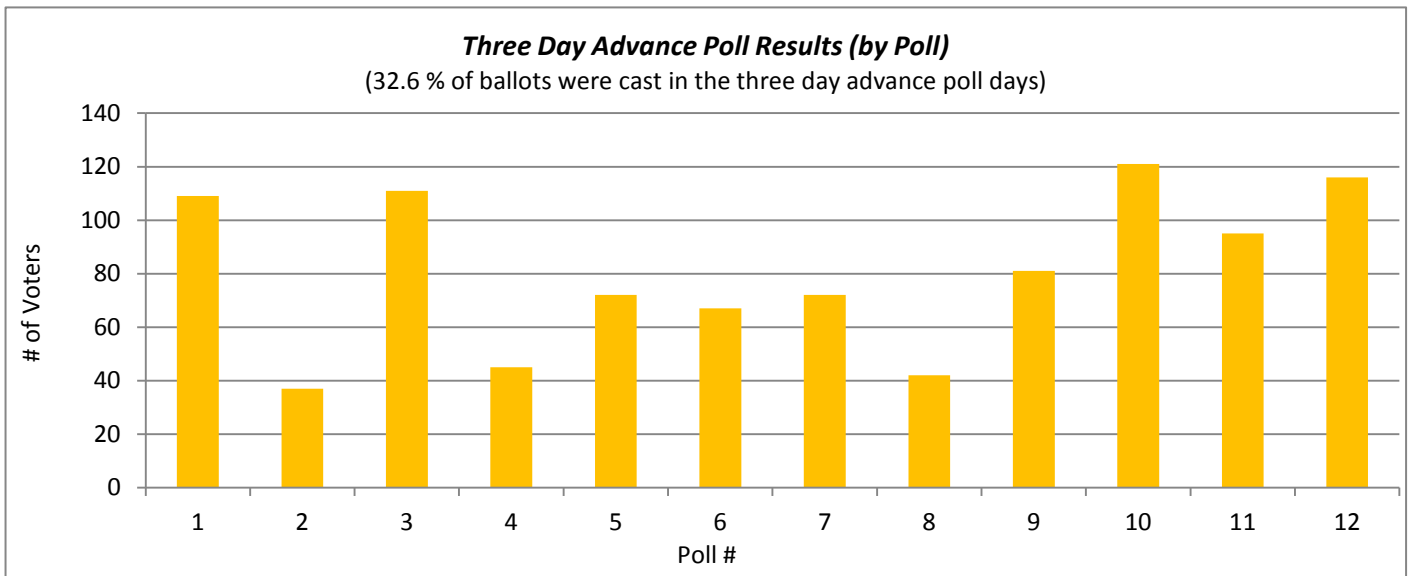


District No. 21 Summerside-Wilmot

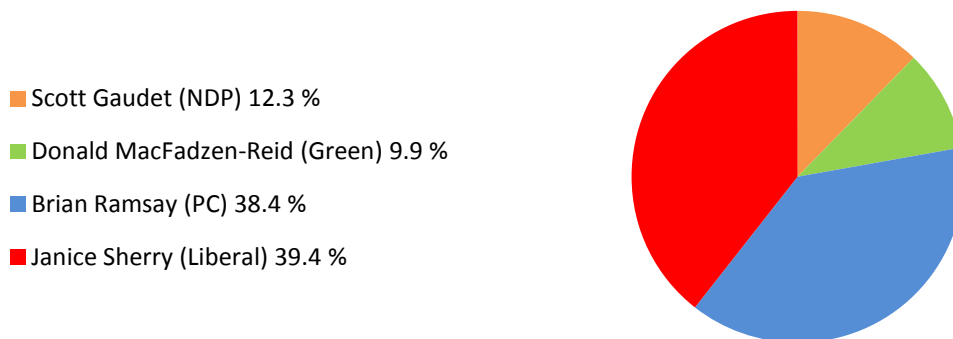
Returning Officer - Gary Simpson

No.	POLLING DIVISION	Number of Electors	Number of Ballots Cast	(NDP) Scott GAUDET	(Green) Donald MACFADZEN-REID	(PC) Brian RAMSAY	(Liberal) Janice SHERRY	Rejected Ballots
	Advance **		1002	104	43	395	456	4
1	North Granville	440	170	17	21	77	54	1
2	Roy Boates Ave	285	130	25	17	50	38	0
3	MacEwen Rd N	416	204	25	16	86	77	0
4	LeFurgey Ave	275	133	17	18	48	50	0
5	High Street	297	171	23	15	73	59	1
6	Gerri Lynn Cres	266	154	25	24	51	53	1
7	Milton Ave	286	118	18	24	38	37	1
8	Russell Street	196	109	19	19	40	31	0
9	Harvard Street E	323	143	19	23	43	57	1
10	Balcom Drive	399	203	20	24	72	84	3
11	Gillespies Creek	321	182	23	25	76	58	0
12	Hillside Ave	360	171	18	16	56	81	0
TOTALS		3864	2890	353	285	1105	1135	12

** Advance Poll Numbers include the three day advance polls, mail in ballots, mobile and hospital polls



Popular Vote for each Candidate



**Provincial Electoral District
No. 22 SUMMERSIDE - ST. ELEANORS**



Electoral District Description

Commencing at the intersection of Central Street and the All Weather Highway; thence westwardly along said highway and East Drive to South Drive; thence southwardly along said drive and Water Street to Greenwood Drive; thence southwardly along an extension of said drive to Summerside Harbour; thence eastwardly along said harbour to an extension of Granville Street; thence northwardly along said extension and street to Lefurgey Avenue; thence westwardly along said avenue to Central Street; thence northwardly along said street to the All Weather Highway to the point of commencement.

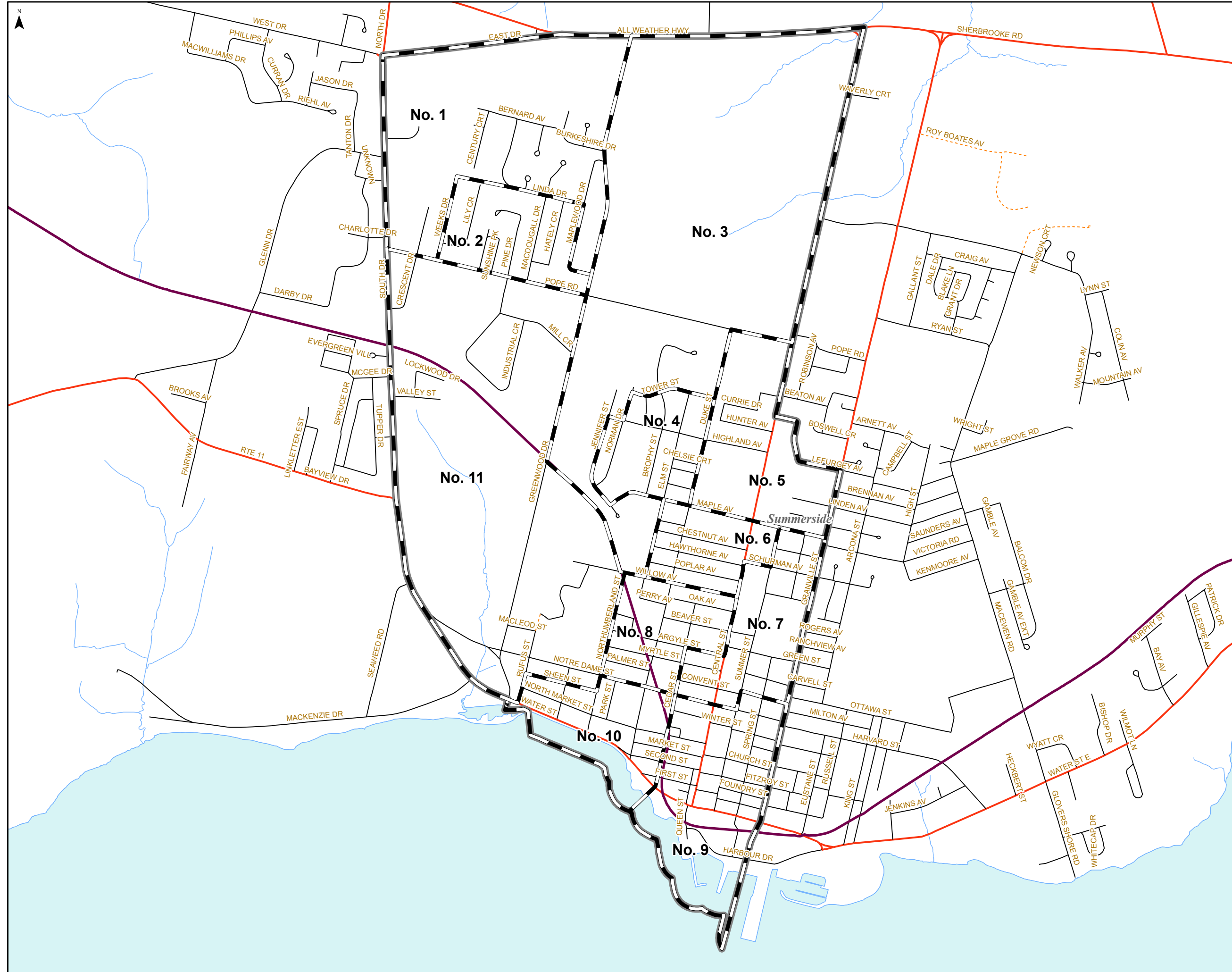
Polling Divisions

- No. 1 Century Court
- No. 2 Hatley Crescent
- No. 3 Pope Road
- No. 4 Brophy Street
- No. 5 Hunter Avenue
- No. 6 Hawthorne Avenue
- No. 7 Beattie Avenue
- No. 8 Maddix Crescent
- No. 9 Church Street
- No. 10 Northmarket Street
- No. 11 Greenwood Drive

Legend:

-  Electoral District
-  Polling Division

Note:
The maps are designed as a general index of the electoral district divisions and are not intended to be used for measurements or for legal purposes.

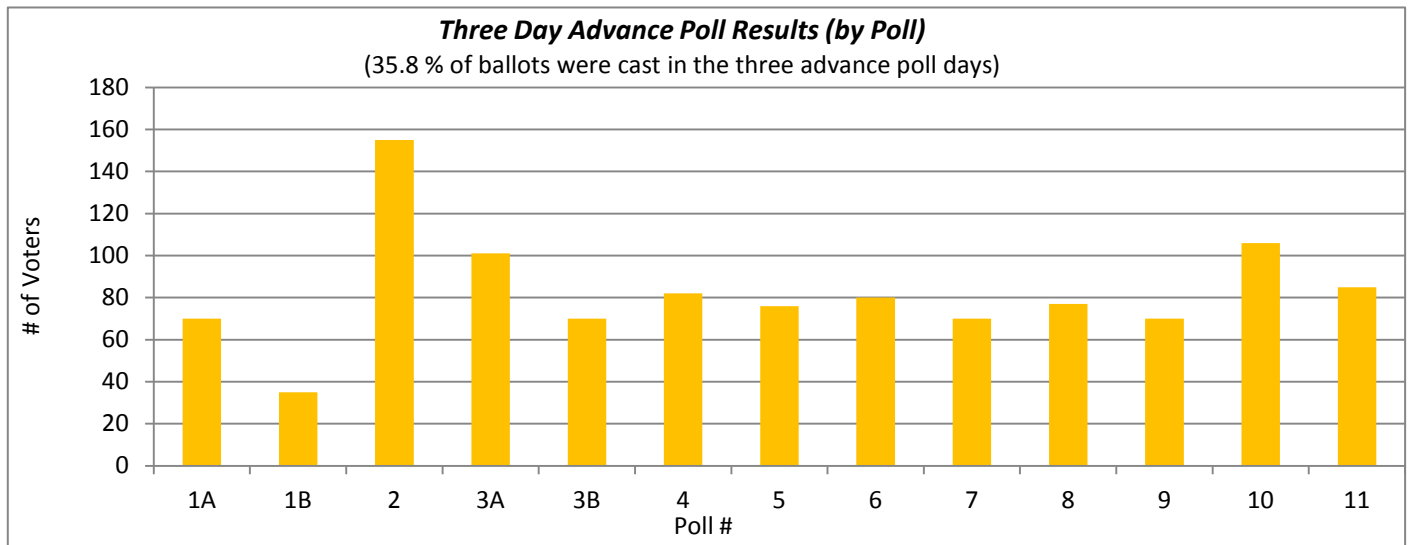


District No. 22 Summerside-St.Eleanors

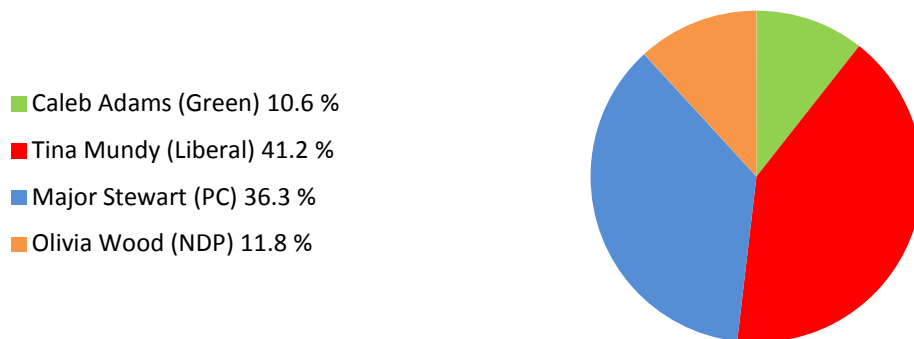
Returning Officer - Oscar Hornyik

No.	POLLING DIVISION	Number of Electors	Number of Ballots Cast	(Green) Caleb ADAMS	(Liberal) Tina MUNDY	(PC) Major STEWART	(NDP) Olivia WOOD	Rejected Ballots
	Advance **		1184	67	572	430	105	10
1A	Century Court (A)	315	162	12	56	73	20	1
1B	Century Court (B)	359	127	12	52	52	11	0
2	Hately Crescent	384	176	18	69	70	19	0
3A	Pope Road (A)	314	61	2	18	23	17	1
3B	Pope Road (B)	363	58	2	24	26	3	3
4	Brophy Street	331	215	22	73	86	32	2
5	Hunter Avenue	281	161	10	62	74	14	1
6	Hawthorne Avenue	295	130	23	49	40	18	0
7	Beattie Avenue	310	155	30	64	38	22	1
8	Maddix Crescent	306	165	35	55	45	27	3
9	Church Street	240	138	33	43	41	20	1
10	Northmarket Street	292	154	21	55	54	24	0
11	Greenwood Drive	237	160	34	54	46	26	0
TOTALS		4027	3046	321	1246	1098	358	23

** Advance Poll Numbers include the three day advance polls, mail in ballots, mobile and hospital polls



Popular Vote for each Candidate





Electoral District Description

Commencing at a point at the south end of Hog Island where Malpeque Bay meets the Gulf of St. Lawrence; thence northwardly along said gulf to the south end of Conway Sand Hills and Conway Narrows; thence westwardly along said narrows to Little Channel River; thence westwardly along said river to Southwest Road; thence northwardly along said road to the Little Channel Road; thence westwardly along said road to the Route #12; thence northwardly along said route to the Oatway Road; thence westwardly along said road to the former C.N.R. Right-of-way; thence southwardly along said road to the Western Road (Route #2); thence southwardly along said road to township line #16; thence eastwardly along said township line to Route #12; thence southwardly along said route and Reeves Road to Carrs Creek; thence southwardly along said creek to the Western Road (Route #2); thence westwardly along said road to the Kinsman Road; thence southwardly along said road to the Route #11; thence eastwardly along said route to the Kinsman Road; thence southwardly along said road and an extension thereof to Miscouche Cove; thence eastwardly along said cove and Summerside Harbour to an extension of Greenwood Drive; thence northwardly along said extension to Water Street; thence westwardly along said street and South Drive to East Drive; thence eastwardly along said drive and the All Weather Highway to the eastern boundary of Sherbrooke Community Limits; thence northwardly along said community boundary to Malpeque Bay and following said bay to the Gulf of St. Lawrence to the point of commencement and includes Lennox Island, Bird Island and the Malpeque and Conway Sand Hills.

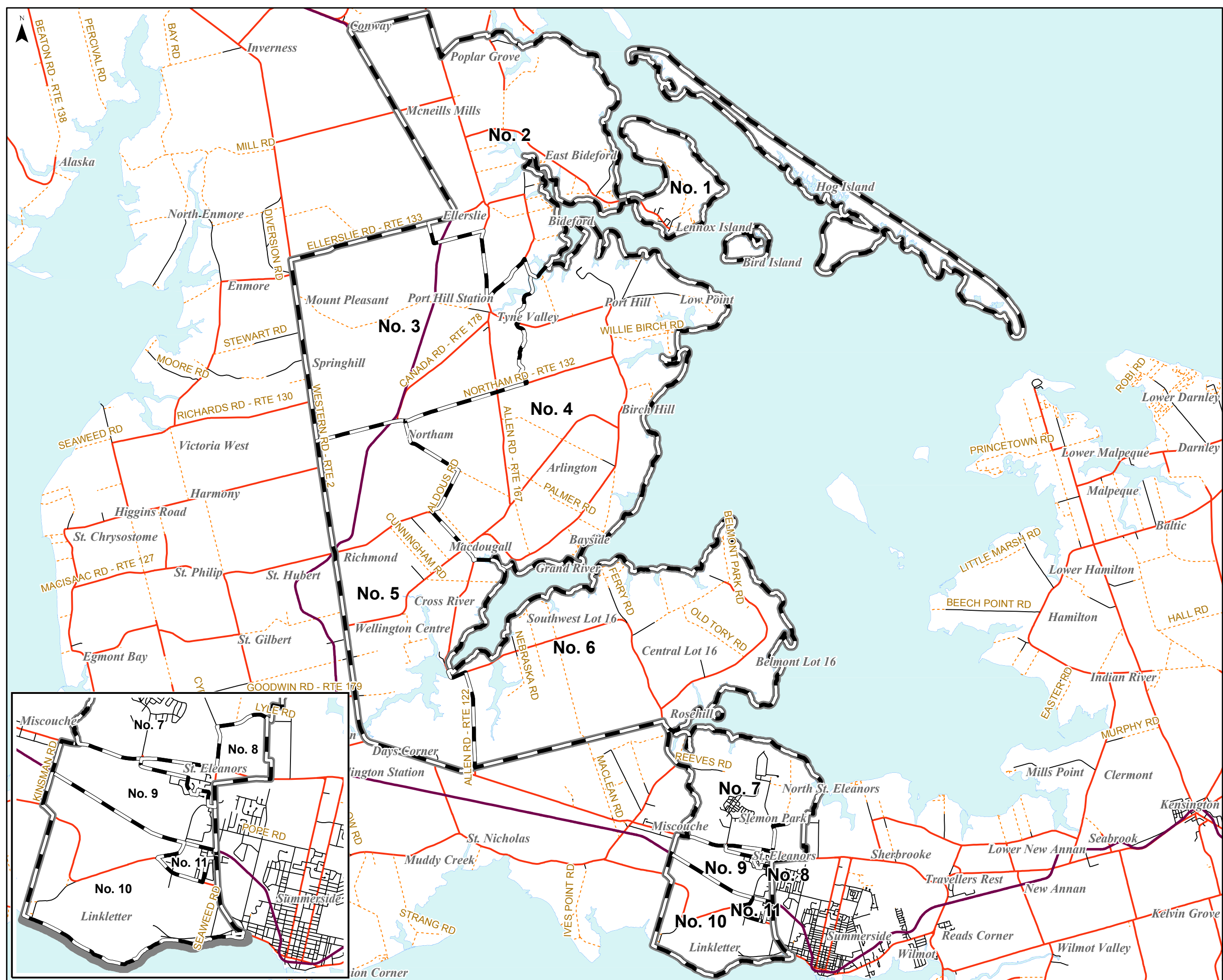
Polling Divisions

- No. 1 Lennox Island
- No. 2 East Bideford
- No. 3 Port Hill
- No. 4 Birch Hill
- No. 5 Cross River
- No. 6 Central Lot 16
- No. 7 Slemon Park
- No. 8 East Drive
- No. 9 Darby Drive
- No. 10 Linkletter
- No. 11 Brooks Avenue

Legend:

-  Electoral District
-  Polling Division

Note:
The maps are designed as a general index of the electoral district divisions and are not intended to be used for measurements or for legal purposes.

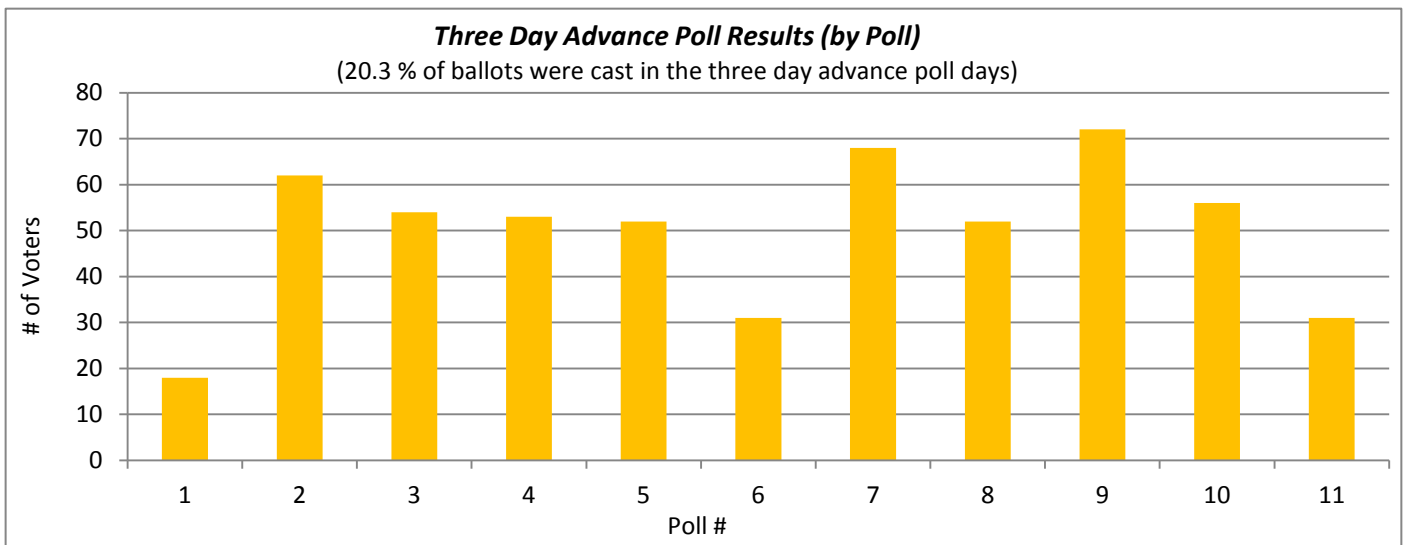


District No. 23 Tyne Valley-Linkletter

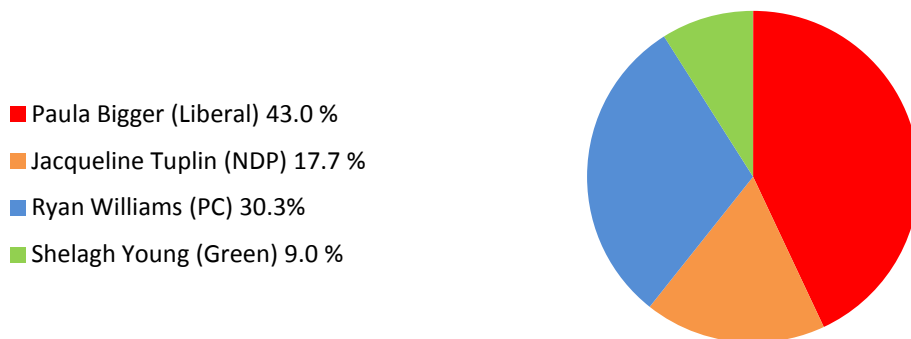
Returning Officer - Eugene Kelly

No.	POLLING DIVISION	Number of Electors	Number of Ballots Cast	(Liberal) Paula BIGGAR	(NDP) Jacqueline TUPLIN	(PC) Ryan WILLIAMS	(Green) Shelagh YOUNG	Rejected Ballots
	Advance **		579	243	91	214	28	3
1	Lennox Island	209	129	61	51	14	2	1
2	East Bideford	367	248	105	35	84	23	1
3	Port Hill	364	251	115	26	76	33	1
4	Birch Hill	329	222	109	43	51	17	2
5	Cross River	226	134	63	21	40	10	0
6	Central Lot 16	269	193	82	34	51	23	3
7	Slemon Park	379	176	57	53	38	26	2
8	East Drive	356	208	77	38	69	24	0
9	Darby Drive	332	194	68	41	60	20	5
10	Linkletter	343	217	103	16	74	24	0
11	Brooks Avenue	281	137	64	24	39	10	0
TOTALS		3455	2688	1147	473	810	240	18

** Advance Poll Numbers include the three day advance polls, mail in ballots, mobile and hospital polls



Popular Vote for each Candidate





Electoral District Description

Commencing at a point where the Higgins Wharf Road meets Egmont Bay; thence southwardly along said bay to Miscouche Cove and an extension of the Kinsman Road; thence northwardly along said extension and road to Route # 11; thence westwardly along said route to the Kinsman Road; thence northwardly along said road to the Western Road (Route # 2); thence eastwardly along said road to Carrs Creek; thence northwardly along said creek to Reeves Road; thence westwardly along said road and Route # 12 to township line # 16; thence westwardly a long said township line to the Western Road (Route # 2); thence westwardly along said road to the Harmony Line Road (Route # 128); thence westwardly along said road to the Higgins Road (Route # 11); thence northwardly along said road and the Higgins Wharf Road to Egmont Bay to the point of commencement.

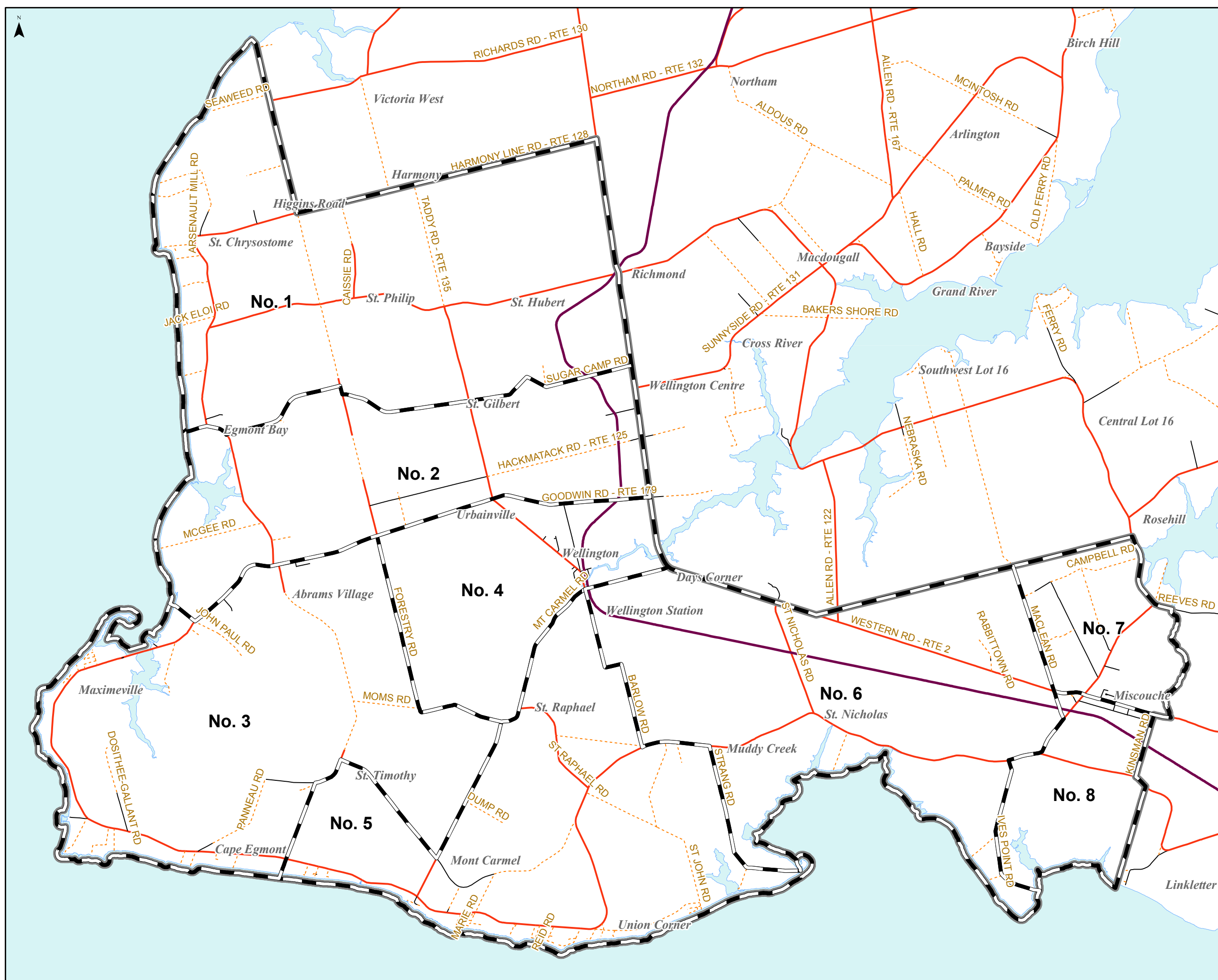
Polling Divisions

- No. 1 St. Philip
- No. 2 Urbainville
- No. 3 Maximeville
- No. 4 Wellington
- No. 5 Union Corner
- No. 6 St. Nicholas
- No. 7 Miscouche North
- No. 8 Miscouche South

Legend:

-  Electoral District
-  Polling Division

Note:
 The maps are designed as a general index of the electoral district divisions and are not intended to be used for measurements or for legal purposes.

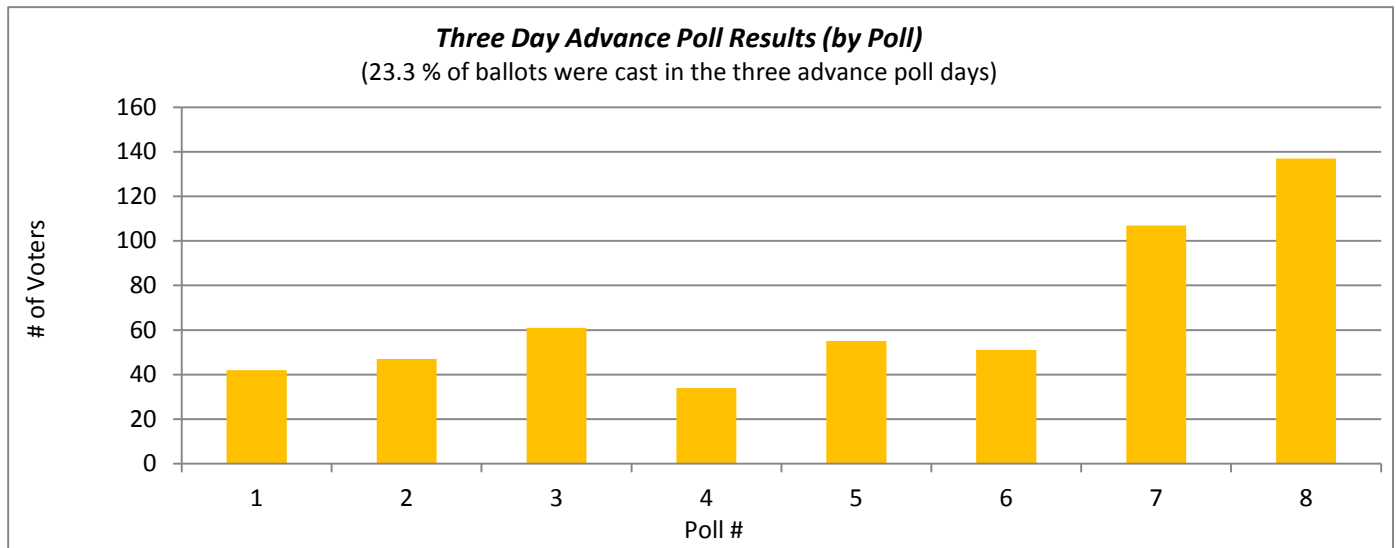


District No. 24 Evangeline-Miscouche

Returning Officer - Allison Arsenault

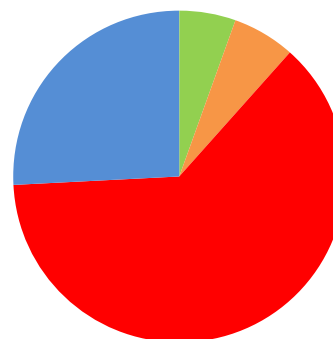
No.	POLLING DIVISION	Number of Electors	Number of Ballots Cast	(Green) Jordan CAMERON	(NDP) Grant GALLANT	(Liberal) Sonny GALLANT	(PC) Debbie MONTGOMERY	Rejected Ballots
	Advance **		587	17	34	409	125	2
1	St. Philip	307	209	9	14	131	50	5
2	Urbainville	375	254	14	10	147	81	2
3	Maximeville	388	274	8	12	182	70	2
4	Wellington	378	262	18	19	159	65	1
5	Union Corner	335	224	12	11	136	65	0
6	St. Nicholas	212	116	12	8	59	37	0
7	Miscouche North	357	189	16	12	109	51	1
8	Miscouche South	302	166	19	18	87	42	0
TOTALS		2654	2281	125	138	1419	586	13

** Advance Poll Numbers include the three day advance polls, mail in ballots, mobile and hospital polls



Popular Vote for each Candidate

- Jordan Cameron (Green) 5.5 %
- Grant Gallant (NDP) 6.1 %
- Sonny Gallant (Liberal) 62.6 %
- Debbie Montgomery (PC) 25.8 %





Electoral District Description

Commencing at a point at the south end of the Conway Sand Hills where the Conway Narrows meet the Gulf of St. Lawrence; thence northwardly along said gulf to the south end of Oultons Island and Cascumpec Bay; thence westwardly along said bay, Foxley Bay and the Trout River to the Western Road (Route # 2); thence northwardly along said road to the O'Halloran Road (Route # 145); thence westwardly along said road and an extension thereof to Northumberland Strait; thence southwardly along said strait to Egmont Bay and the Higgins Wharf Road; thence southwardly along said road and the Higgins Road (Route # 11) to the Harmony Line Road (Route # 128); thence eastwardly along said road to the Western Road (Route # 2); thence northwardly along said road to the Ellerslie Road (Route # 133); thence eastwardly along said road to the former C.N.R. Right-of-way; thence northwardly along said right-of-way to the Oatway Road; thence eastwardly along said road to Route # 12; thence southwardly along said route to the Little Channel Road; thence eastwardly along said road to the Southwest Road; thence southwardly along said road to the Little Channel River; thence eastwardly along said river to the Conway Narrows and the Gulf of St. Lawrence to the point of commencement and includes Conway Sand Hills.

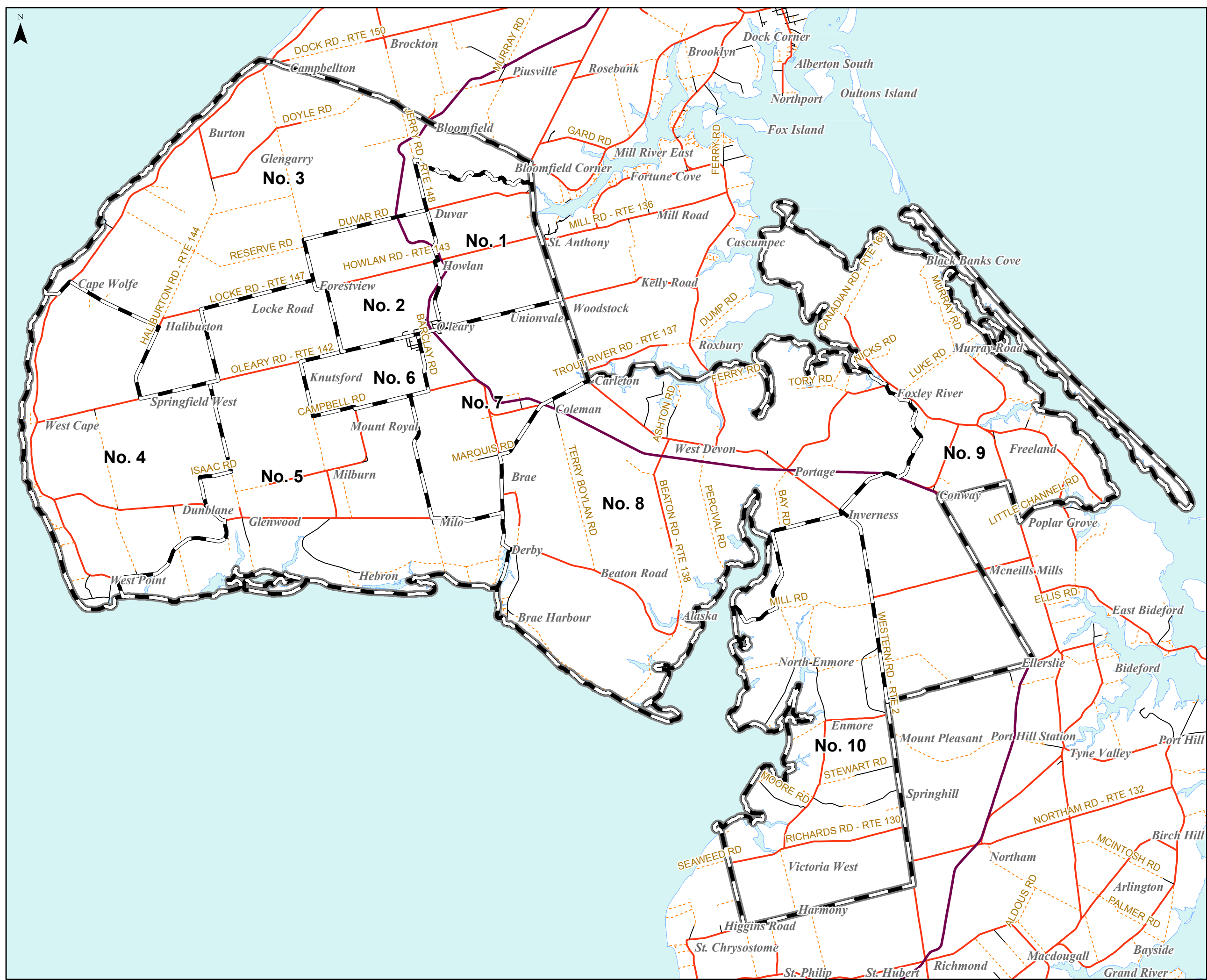
Polling Divisions

- No. 1 Howlan
- No. 2 O'Leary North
- No. 3 Glengarry
- No. 4 West Cape
- No. 5 Hebron
- No. 6 O'Leary South
- No. 7 Coleman
- No. 8 Portage
- No. 9 Conway
- No. 10 Enmore

Legend:

-  Electoral District
-  Polling Division

Note:
The maps are designed as a general index of the electoral district divisions and are not intended to be used for measurements or for legal purposes.

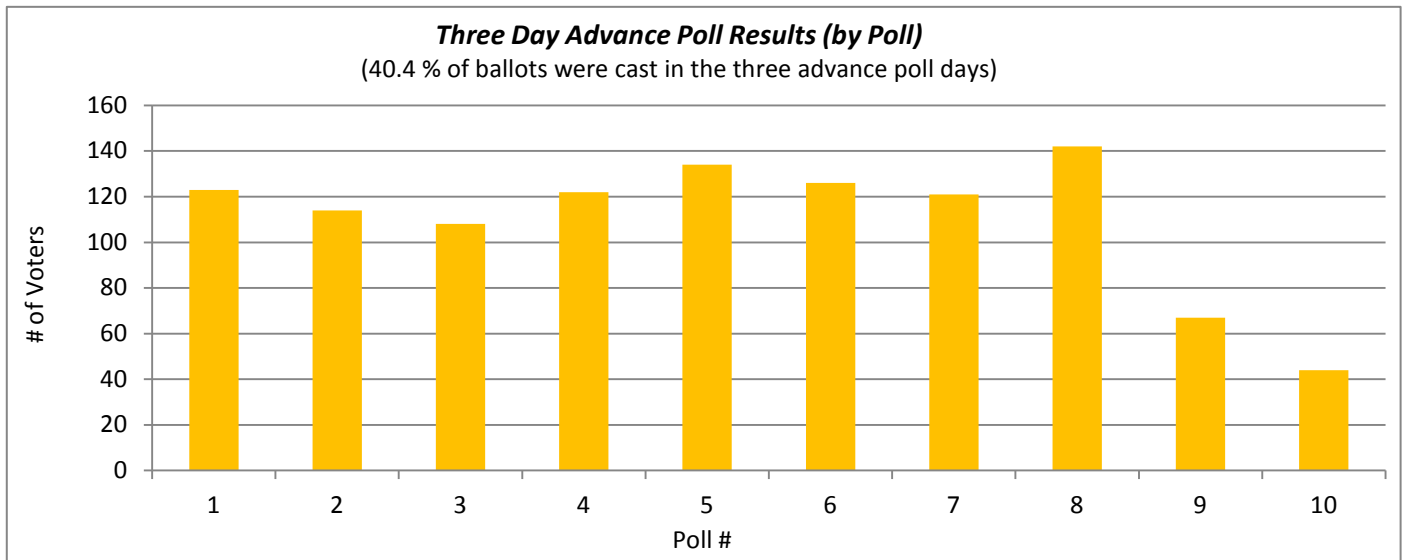


District No. 25 O'Leary-Inverness

Returning Officer - Margie MacWilliams

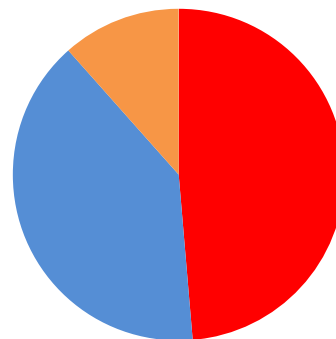
No.	POLLING DIVISION	Number of Electors	Number of Ballots Cast	(Liberal) Robert HENDERSON	(PC) Daniel MACDONALD	(NDP) Billy MACKENDRICK	Rejected Ballots
	Advance **		1152	573	450	122	7
1	Howlan	324	137	55	63	18	1
2	O'Leary North	333	143	61	61	21	0
3	Glengarry	284	135	56	69	10	0
4	West Cape	339	168	77	80	11	0
5	Hebron	342	140	62	68	10	0
6	O'Leary South	313	128	52	52	24	0
7	Coleman	311	94	38	41	14	1
8	Portage	302	104	66	26	12	0
9	Conway	390	250	144	69	35	2
10	Enmore	381	244	126	84	34	0
TOTALS		3319	2695	1310	1063	311	11

** Advance Poll Numbers include the three day advance polls, mail in ballots, mobile and hospital polls



Popular Vote for each Candidate

- Robert Henderson (Liberal) 48.8 %
- Daniel MacDonald (PC) 39.9 %
- Billy MacKendrick (NDP) 11.6 %



Provincial Electoral District

No. 26 Alberton - Roseville



Electoral District Description

Commencing at a point at the south end of Oultons Island where Cascumpec Bay meets the Gulf of St. Lawrence; thence northwardly along said gulf to township line # 2; thence westwardly along said township line to the Dunbar Road; thence northwardly along said road to the Union Road (Route # 152); thence westwardly along said road to Route # 14; thence northwardly along said route to the Harbour Road; thence westwardly along said road to Mimingash Run and Northumberland Strait; thence southwardly along said strait to an extension of the O'Halloran Road (Route # 145); thence eastwardly along said extension and road to the Western Road (Route # 2); thence southwardly along said road to the Trout River; thence eastwardly along said river to Foxley Bay, Cascumpec Bay and the Gulf of St. Lawrence to the point of commencement and includes Fox Island, Oultons Island and the Cascumpec Sand Hills.

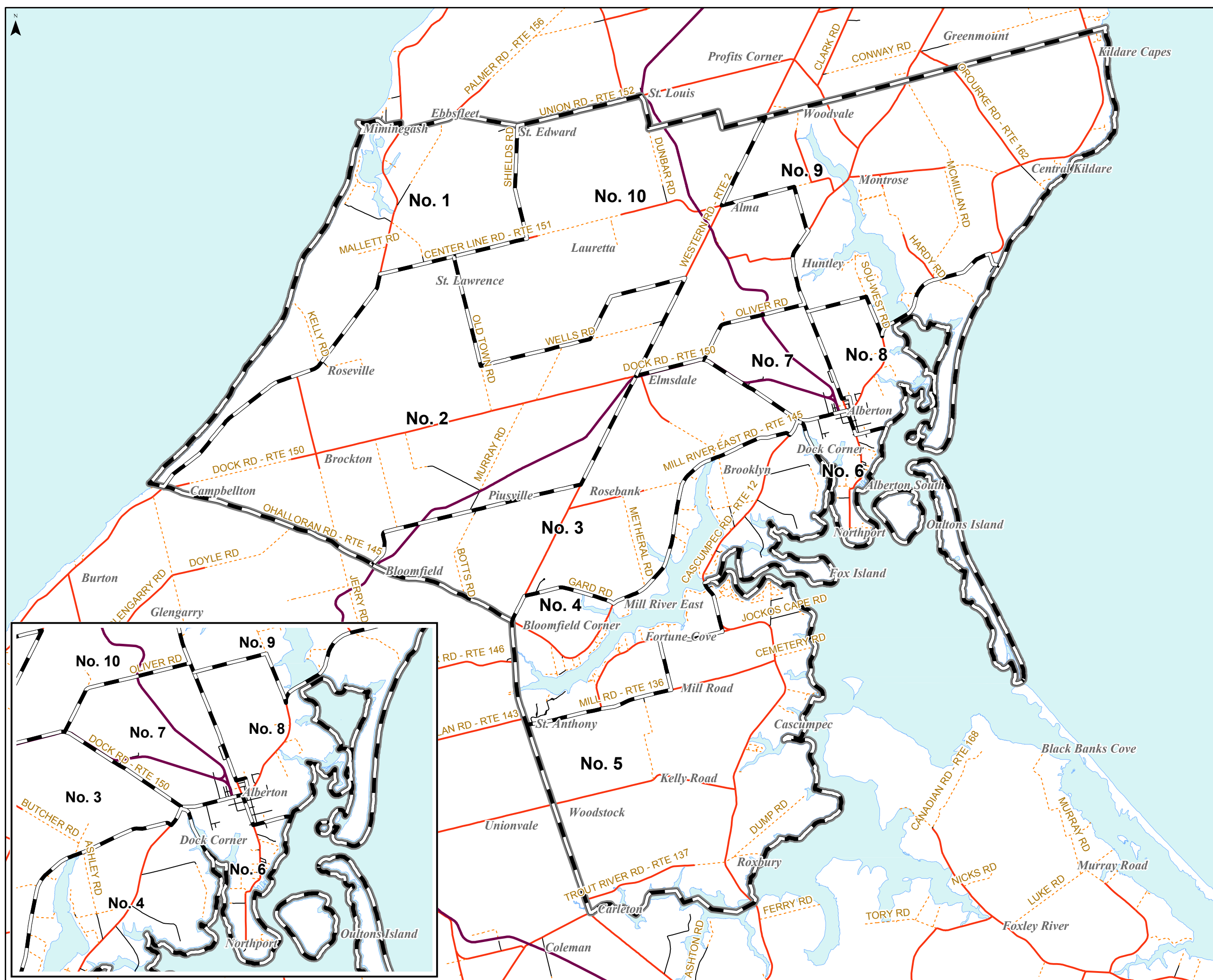
Polling Divisions

- No. 1 Kelly Road
- No. 2 Brockton
- No. 3 Rosebank
- No. 4 Mill River
- No. 5 Cascumpec
- No. 6 Northport
- No. 7 Alberton West
- No. 8 Alberton East
- No. 9 Montrose
- No. 10 Alma

Legend:

-  Electoral District
-  Polling Division

Note:
The maps are designed as a general index of the electoral district divisions and are not intended to be used for measurements or for legal purposes.

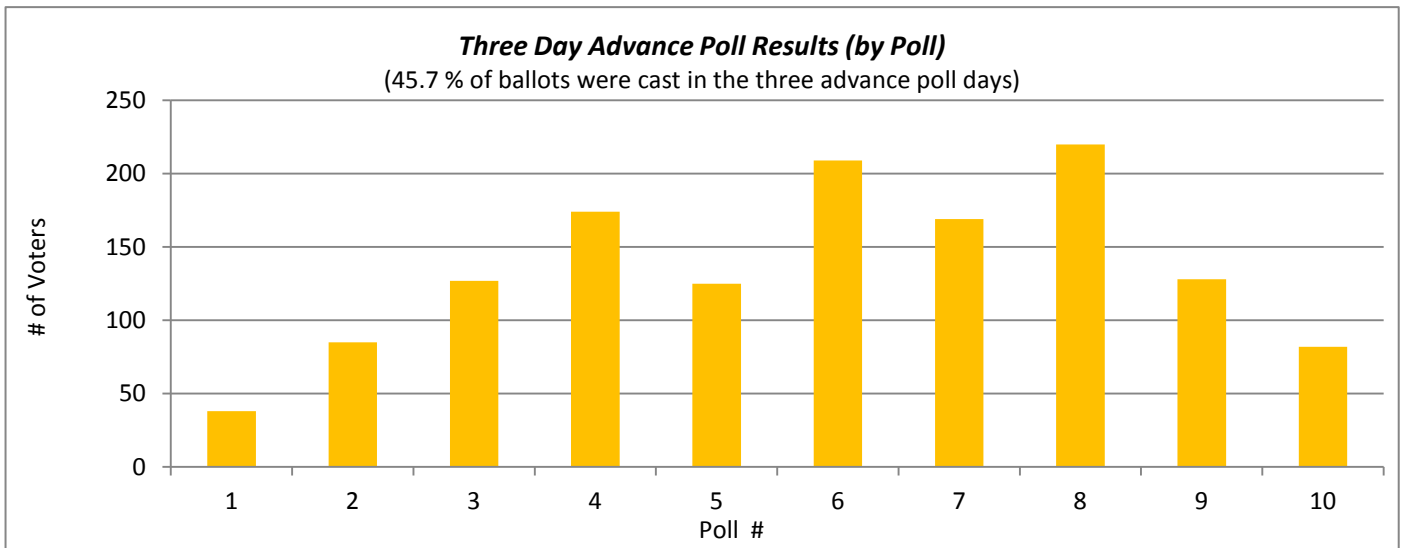


District No. 26 Alberton-Roseville

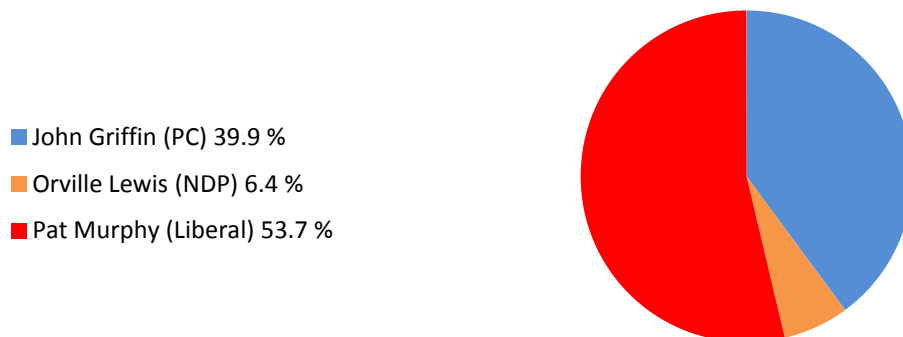
Returning Officer - Jean Meggison

No.	POLLING DIVISION	Number of Electors	Number of Ballots Cast	(PC) John GRIFFIN	(NDP) Orville LEWIS	(Liberal) Pat MURPHY	Rejected Ballots
	Advance **		1412	519	64	818	11
1	Kelly Road	264	181	66	19	96	0
2	Brockton	293	154	66	12	74	2
3	Rosebank	328	141	74	9	57	1
4	Mill River	406	177	95	8	73	1
5	Cascumpec	381	177	91	20	66	0
6	Northport	368	117	26	6	83	2
7	Alberton West	321	98	38	8	52	0
8	Alberton East	449	164	58	16	88	2
9	Montrose	345	170	76	15	78	1
10	Alma	284	152	57	11	84	0
TOTALS		3439	2943	1166	188	1569	20

** Advance Poll Numbers include the three day advance polls, mail in ballots, mobile and hospital polls



Popular Vote for each Candidate



Provincial Electoral District

No. 27 Tignish - Palmer Road



Electoral District Description

Commencing at a point on the Gulf of St. Lawrence and Township Lot No. 2; thence northwardly along said gulf to the North Cape; thence southwardly along the Northumberland Strait to the Miminegash Run; thence eastwardly along said run to Harbour Road; thence eastwardly along said road to Route # 14; thence southwardly along said route to the Union Road (Route # 152); thence eastwardly along said road to the Dunbar Road; thence southwardly along said road to township line # 2; thence eastwardly along said township line to the Gulf of St. Lawrence to the point of commencement.

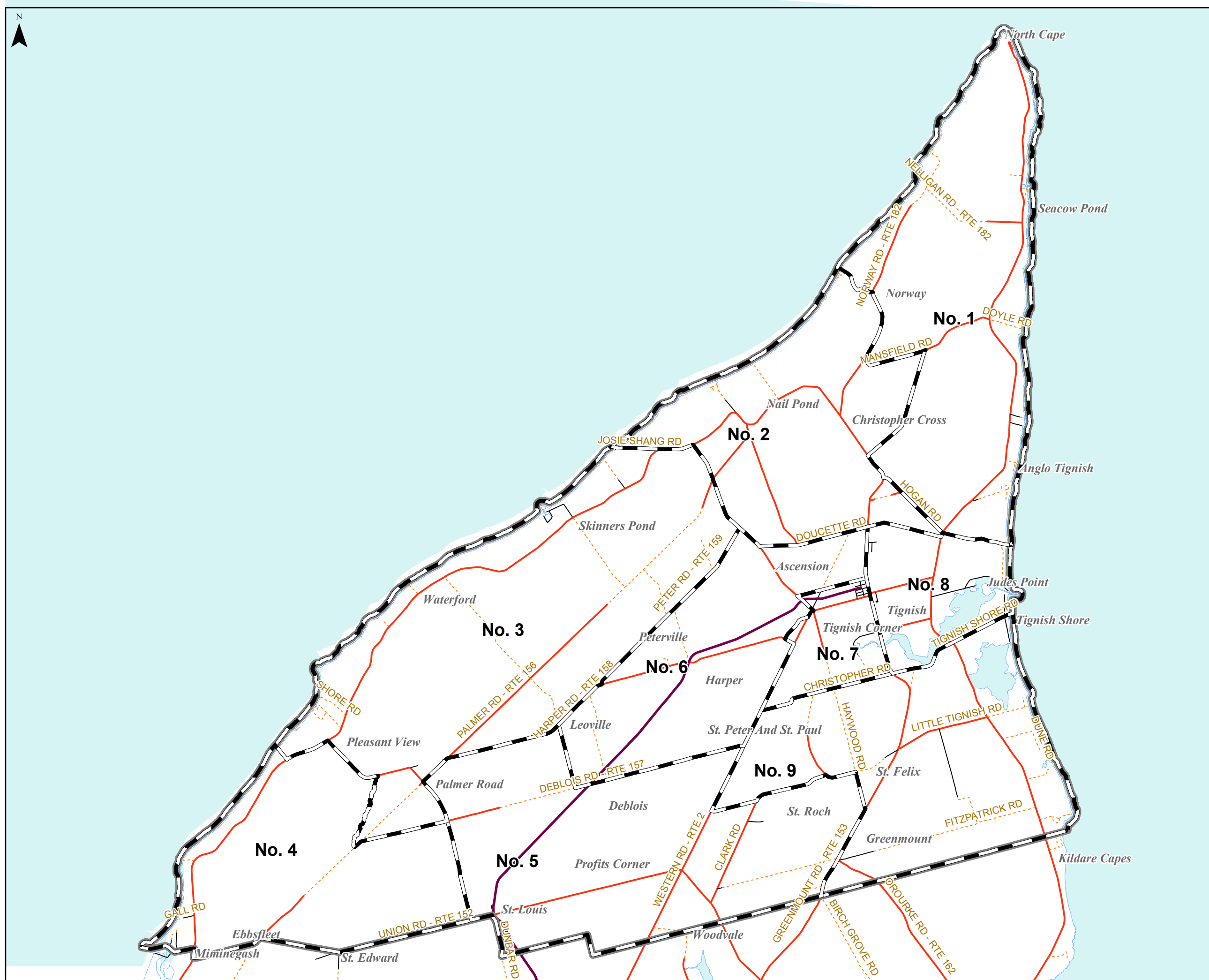
Polling Divisions

- No. 1 Seacow Pond
- No. 2 Nail Pond
- No. 3 Skinners Pond
- No. 4 Ebbsfleet
- No. 5 St. Louis
- No. 6 Profits Corner
- No. 7 Tignish Corner
- No. 8 Judes Point
- No. 9 St. Felix

Legend:

-  Electoral District
-  Polling Division

Note:
The maps are designed as a general index of the electoral district divisions and are not intended to be used for measurements or for legal purposes.

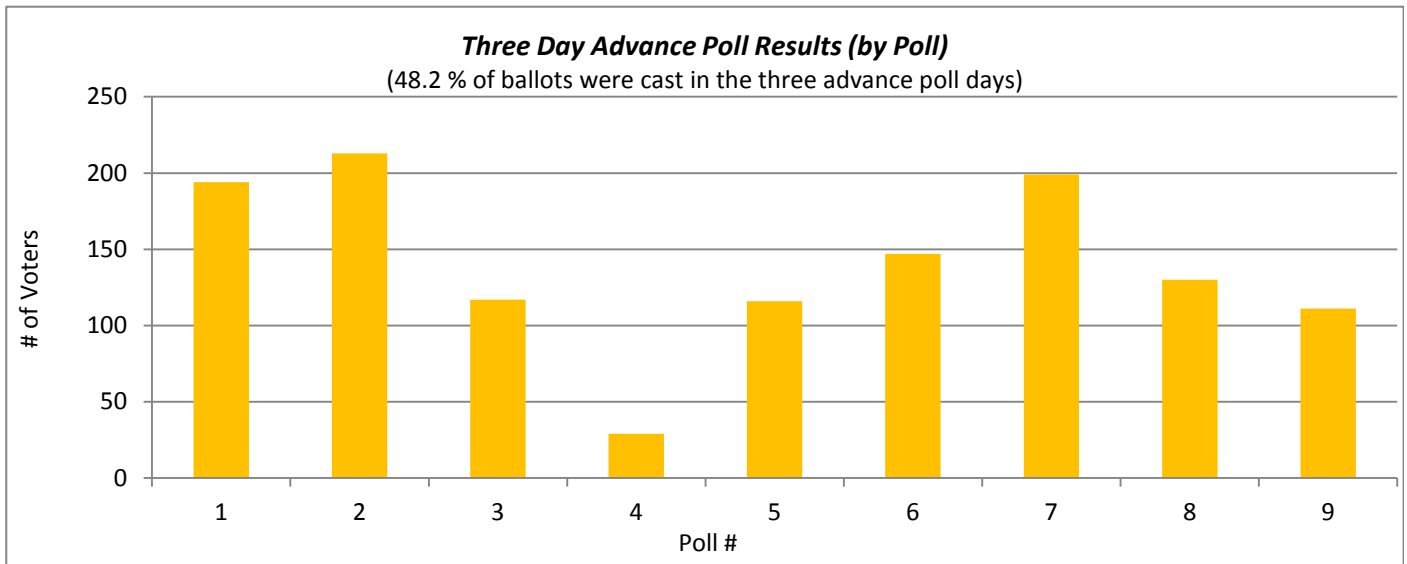


District No. 27 Tignish-Palmer Road

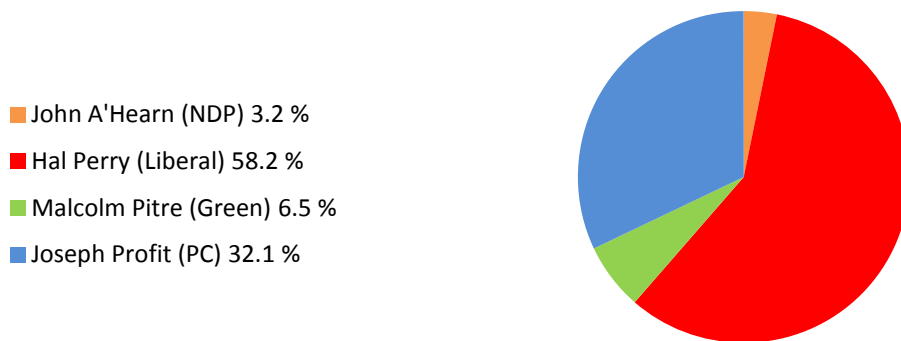
Returning Officer - Harvey Mazerolle

No.	POLLING DIVISION	Number of Electors	Number of Ballots Cast	(NDP) John A'HEARN	(Liberal) Hal PERRY	(Green) Malcolm PITRE	(PC) Joseph PROFIT	Rejected Ballots
	Advance **		1300	34	755	58	446	7
1	Seacow Pond	333	108	5	71	7	25	0
2	Nail Pond	376	124	4	81	14	25	0
3	Skinners Pond	299	149	9	83	9	47	1
4	Ebbsfleet	297	191	11	112	7	60	1
5	St. Louis	312	165	7	72	9	78	1
6	Profits Corner	284	115	2	60	16	37	0
7	Tignish Corner	327	97	2	57	6	29	3
8	Judes Point	349	118	3	80	8	26	1
9	St. Felix	350	197	4	115	33	45	0
TOTALS		2927	2566	81	1486	167	818	14

** Advance Poll Numbers include the three day advance polls, mail in ballots, mobile and hospital polls



Popular Vote for each Candidate



Section 5

Election Expenses

Political Party Expenses for 2015 Provincial General Election

Political Party	# of eligible electors*	Advertising	Office	Wages	2015 Total Expenditures	Maximum Spending Limit **	2011 Expenditures
Liberal Party	100,343						
27 Candidates		\$89,008	\$55,947	\$7,616	\$152,571	\$263,903	\$173,486
Party Expenses		\$708,015	\$58,305		\$766,320	\$903,087	\$767,582
		\$797,023	\$114,252	\$7,616	\$918,891	\$1,166,990	\$941,068
PC Party	100,343						
27 Candidates		\$135,115	\$56,926	\$2,500	\$194,541	\$263,903	\$168,851
Party Expenses		\$152,970	\$211,745		\$364,715	\$903,087	\$400,431
		\$288,085	\$268,671	\$2,500	\$559,256	\$1,166,990	\$569,282
NDP	100,343						
27 Candidates		\$31,605	\$4,736	\$875	\$41,953	\$263,903	\$3,580
Party Expenses		\$17,322	\$8,572		\$25,894	\$903,087	\$15,452
		\$48,927	\$13,308	\$875	\$67,847	\$1,166,990	\$19,032
Green Party	90,482						
24 Candidates		\$21,722	\$4,446	\$0	\$26,128		\$7,563
Party Expenses						\$814,338	\$7,732
		\$21,722	\$4,446	\$0	\$26,128	\$814,338	\$15,295

* # of eligible electors - based on number of Districts with nominated candidates

** Max Spending Limit for a party based on # of eligible electors x \$9.00 (Section 18(1) *Election Expense Act*)

Max Spending Limit for a candidate based on # of eligible electors x \$2.63 (Section 18(2) *Election Expense Act*)

Political Party Public Funded Re-imbusement

Political Party	# of eligible electors*	# of votes	% of popular vote	2015 Reimbursement **	2011 Reimbursement **
Liberal Party - 27 candidates 27 Candidates received 15% or higher of popular vote	100,343	33478	40.8	\$80,986	\$80,707
PC Party - 27 candidates 27 Candidates received 15% or higher of popular vote	100,343	30664	37.4	\$80,986	\$80,707
NDP - 27 candidates 5 Candidates received 15% or higher of popular vote	100,343	8997	11.0	\$11,357	\$0
Green Party - 24 Candidates 4 Candidates received 15% or higher of popular vote	90,482	8850	10.8	\$11,474	\$0

** Every candidate who receives 15 % of the popular vote is entitled to \$1.125 per vote to a minimum Of \$1500 and a maximum of \$3000 of expenses incurred. (Section 22(1) *Election Expense Act*)



Candidate Expenses and Reimbursement

District	Candidate	# of Electors	# of Votes	%	Advertising	Office	Wages	Total	Max Spending Limit	Re - imbursement
01 - Souris-Elmira	KICKHAM, Tommy	3,103	951	35.8	\$3,556	\$1,835		\$5,392	\$8,161	\$3,000
02 - Georgetown-St. Peters	STEWART, Russ	3,571	1,170	38.8	\$3,476	\$2,921		\$6,396	\$9,392	\$3,000
03 - Montague-Kilmuir	ROACH, Allen	3,087	1,060	41.8	\$2,914	\$2,539		\$5,453	\$8,119	\$3,000
04 - Belfast-Murray River	MCGEOGHEGAN, Charlie	3,130	1,095	41.1	\$2,819	\$1,874	\$1,000	\$5,693	\$8,232	\$3,000
05 - Vernon River-Stratford	MCISAAC, Alan	3,415	1,173	41.4	\$2,801	\$1,575	\$600	\$4,976	\$8,981	\$3,000
06 - Stratford-Kinlock	DUNPHY, David	5,281	1,453	33.9	\$2,061	\$3,972	\$2,100	\$8,133	\$13,889	\$3,000
07 - Morell-Mermaid	MACDONALD, Daniel	3,637	1,114	37.1	\$2,978	\$2,685		\$5,663	\$9,565	\$3,000
08 - Tracadie-Hillsborough Park	WATTS, Buck	3,886	1,354	45.7	\$4,705	\$2,776		\$7,481	\$10,220	\$3,000
09 - York-Oyster Bed	MACLAUCHLAN, Wade	5,020	1,938	47.7	\$7,059	\$4,851		\$11,911	\$13,203	\$3,000
10 - Charlottetown-Sherwood	MITCHELL, Robert	3,816	1,425	45.8	\$5,544	\$1,541	\$800	\$7,886	\$10,036	\$3,000
11 - Charlottetown-Parkdale	CURRIE, Doug	3,364	1,166	43.7	\$4,245	\$3,344		\$7,589	\$8,847	\$3,000
12 - Charlottetown-Victoria Park	BROWN, Richard	3,028	955	39.4	\$3,530	\$3,237		\$6,767	\$7,964	\$3,000
13 - Charlottetown-Brighton	BROWN, Jordan	3,169	1,054	39.0	\$3,509	\$3,269	\$396	\$7,174	\$8,334	\$3,000
14 - Charlottetown-Lewis Point	CASEY, Kathleen	3,820	1,040	34.3	\$2,110	\$2,707	\$1,000	\$5,817	\$10,047	\$3,000
15 - West Royalty-Springvale	DUMVILLE, Bush	4,530	1,389	37.6	\$5,784	\$2,083	\$1,100	\$8,967	\$11,914	\$3,000
16 - Cornwall-Meadowbank	MACDONALD, Heath	3,839	1,444	46.3	\$5,179	\$3,293		\$8,472	\$10,097	\$3,000
17 - Kellys Cross-Cumberland	DOCHERTY, Valerie	4,456	1,046	27.6	\$4,741	\$3,734	\$800	\$9,274	\$11,719	\$3,000
18 - Rustico-Emerald	CAMPBELL, Bertha	3,935	1,152	34.3	\$3,470	\$2,777	\$2,400	\$8,647	\$10,349	\$3,000
19 - Borden-Kinkora	ROBERTS, Ramona	4,111	1,154	34.0	\$3,855	\$2,601	\$1,120	\$7,576	\$10,812	\$3,000
20 - Kensington-Malpeque	MONTGOMERY, Paul	4,460	1,033	28.3	\$6,548	\$2,047		\$8,595	\$11,730	\$3,000
21 - Summerside-Wilmot	SHERRY, Janice	3,864	1,135	39.4	\$1,872	\$2,807		\$4,679	\$10,162	\$3,000
22 - Summerside-St. Eleanors	MUNDY, Tina	4,027	1,246	41.1	\$5,180	\$3,700		\$8,880	\$10,591	\$3,000
23 - Tyne Valley-Linkletter	BIGGAR, Paula	3,455	1,147	43.0	\$3,189	\$3,155		\$6,343	\$9,087	\$3,000
24 - Evangeline-Miscouche	GALLANT, Sonny	2,654	1,419	62.6	\$3,427	\$2,478		\$5,905	\$6,980	\$2,986
25 - O'Leary-Inverness	HENDERSON, Robert	3,319	1,310	48.8	\$4,947	\$1,365		\$6,312	\$8,729	\$3,000
26 - Alberton-Roseville	MURPHY, Pat	3,439	1,569	53.7	\$4,132	\$833		\$4,965	\$9,045	\$3,000
27 - Tignish-Palmer Road	PERRY, Hal	2,927	1,486	58.2	\$3,004	\$664		\$3,668	\$7,698	\$3,000
Liberal Party of PEI		100,343	33,478		\$89,008	\$55,947	\$7,616	\$152,571	\$263,903	\$80,986

of votes - for the candidate

% - percentage of votes received by the candidate

Advertising - all forms of advertising including signs, radio, tv and news print

Office - all office related expenses such as rent, telephone, meeting space, hospitality

Max spending limit based on \$2.63 per elector (Section 18(2) Election Expense Act)

Reimbursed rate based on candidate having 15% or more of the popular vote to a minimum of \$1500 and a maximum of \$3000.

As filed with Elections PEI September 17, 2015



Candidate Expenses and Reimbursement

District	Candidate	# of Electors	# of Votes	%	Advertising	Office	Wages	Total	Max Spending Limit	Re-imbursment
01 - Souris-Elmira	LAVIE, Colin	3,103	1,179	44.4	\$2,948	\$1,958	\$100	\$5,006	\$8,161.00	\$3,000
02 - Georgetown-St. Peters	MYERS, Steven	3,571	1,448	48.0	\$4,199	\$2,313		\$6,512	\$9,392.00	\$3,000
03 - Montague-Kilmuir	DAGGETT, Andrew	3,087	785	31.0	\$4,775	\$1,270		\$6,044	\$8,119.00	\$3,000
04 - Belfast-Murray River	COMPTON, Darlene	3,130	1,203	45.1	\$3,665	\$1,895		\$5,561	\$8,232.00	\$3,000
05 - Vernon River-Stratford	MCINNIS, Mary Ellen	3,415	1,173	41.3	\$6,283	\$2,148		\$8,431	\$8,981.00	\$3,000
06 - Stratford-Kinlock	AYLWARD, James	5,281	2,155	50.3	\$6,344	\$2,850		\$9,193	\$13,889.00	\$3,000
07 - Morell-Mermaid	MACEWEN, Sidney	3,637	1,501	50.0	\$4,973	\$1,310	\$1,600	\$7,883	\$9,565.00	\$3,000
08 - Tracadie-Hillsborough Park	CREAMER, Darren	3,886	826	27.8	\$2,929	\$1,153		\$4,082	\$10,220.00	\$3,000
09 - York-Oyster Bed	CARRAGHER, J. "Benson"	5,020	1,338	32.9	\$5,884	\$4,189		\$10,074	\$13,203.00	\$3,000
10 - Charlottetown-Sherwood	GILLIS, Mike	3,816	1,031	33.1	\$4,898	\$1,775		\$6,672	\$10,036.00	\$3,000
11 - Charlottetown-Parkdale	MACLAREN, Lynn	3,364	699	26.2	\$4,233	\$2,707		\$6,940	\$8,847.00	\$3,000
12 - Charlottetown-Victoria Park	KITSON, Joey	3,028	666	27.5	\$5,831	\$1,285		\$7,115	\$7,964.00	\$3,000
13 - Charlottetown-Brighton	LANTZ, Rob	3,169	1,032	38.1	\$3,952	\$3,224		\$7,176	\$8,334.00	\$3,000
14 - Charlottetown-Lewis Point	YOUNG, Dianne	3,820	821	27.0	\$4,867	\$1,452		\$6,319	\$10,047.00	\$3,000
15 - West Royalty-Springvale	CLEMENTS, Linda	4,530	1,330	36.0	\$7,978	\$1,076		\$9,053	\$11,914.00	\$3,000
16 - Cornwall-Meadowbank	DRAKE, Michael	3,839	1,056	33.8	\$4,283	\$2,999		\$7,281	\$10,097.00	\$3,000
17 - Kellys Cross-Cumberland	ROBAR, Randy	4,456	609	16.1	\$5,826	\$1,662		\$7,488	\$11,719.00	\$3,000
18 - Rustico-Emerald	TRIVERS, Brad	3,935	1,585	47.2	\$5,467	\$1,921		\$7,389	\$10,349.00	\$3,000
19 - Borden-Kinkora	FOX, Jamie	4,111	1,597	47.1	\$3,588	\$2,646		\$6,233	\$10,812.00	\$3,000
20 - Kensington-Malpeque	MACKAY, Matthew	4,460	1,984	54.3	\$6,660	\$2,306		\$8,966	\$11,730.00	\$3,000
21 - Summerside-Wilmot	RAMSAY, Brian	3,864	1,105	38.4	\$4,885	\$3,598		\$8,482	\$10,162.00	\$3,000
22 - Summerside-St. Eleanors	STEWART, Major	4,027	1,098	36.3	\$7,035	\$2,010		\$9,046	\$10,591.00	\$3,000
23 - Tyne Valley-Linkletter	WILLIAMS, Ryan	3,455	810	30.3	\$4,202	\$2,645		\$6,847	\$9,087.00	\$3,000
24 - Evangeline-Miscouche	MONTGOMERY, Debbie	2,654	586	25.8	\$5,988	\$812		\$6,800	\$6,980.00	\$2,986
25 - O'Leary-Inverness	MACDONALD, Daniel	3,319	1,063	39.6	\$3,607	\$829		\$4,436	\$8,729.00	\$3,000
26 - Alberton-Roseville	GRIFFIN, John	3,439	1,166	39.9	\$5,412	\$3,596		\$9,008	\$9,045.00	\$3,000
27 - Tignish-Palmer Road	PROFIT, Joseph	2,927	818	32.1	\$4,405	\$1,299	\$800	\$6,504	\$7,698.00	\$3,000
PC Party of PEI		100,343	30,664		\$135,115	\$56,926	\$2,500	\$194,541	\$263,903	\$80,986

of votes - for the candidate

% - percentage of votes received by the candidate

Advertising - all forms of advertising including signs, radio, tv and news print

Office - all office related expenses such as rent, telephone, meeting space, hospitality

Max spending limit based on \$2.63 per elector (Section 18(2) *Election Expense Act*)

Reimbursed rate based on candidate having 15% or more of the popular vote to a minimum of \$1500 and a maximum of \$3000.

As filed with Elections PEI September 17, 2015



Candidate Expenses and Reimbursement

District	Candidate	# of Electors	# of Votes	%	Advertising	Office	Wages	Total	Max Spending Limit	Re-imburement
01 - Souris-Elmira	BIRT, Susan	3,103	528	19.9	\$1,468	\$858		\$2,326	\$8,161	\$2,326
02 - Georgetown-St. Peters	BUSHEY, Nathan	3,571	256	8.5	\$1,078	\$93		\$1,171	\$9,392	
03 - Montague-Kilmuir	REDMOND, Mike	3,087	585	23.1	\$1,105	\$595	\$875	\$2,575	\$8,119	\$2,575
04 - Belfast-Murray River	HICKEN, Alan	3,130	216	8.1	\$1,609	\$162		\$1,771	\$8,232	
05 - Vernon River-Stratford	ROMANS, Kathleen	3,415	258	9.1	\$1,034	\$423		\$1,457	\$8,981	
06 - Stratford-Kinlock	VANOUWERKERK, Chris	5,281	350	8.2	\$1,177	\$598		\$1,776	\$13,889	
07 - Morell-Mermaid	PERRY, Edith	3,637	211	7.0	\$1,134	\$17		\$1,151	\$9,565	
08 - Tracadie-Hillsborough Park	MURRAY, Jason	3,886	549	18.5	\$798			\$798	\$10,220	\$1,500
09 - York-Oyster Bed	GAY, Gordon	5,020	442	10.9	\$1,978			\$1,978	\$13,203	
10 - Charlottetown-Sherwood	MCASKILL, Karalee	3,816	360	11.6	\$1,459	\$3		\$1,462	\$10,036	
11 - Charlottetown-Parkdale	WATTS, Andrew	3,364	292	10.9	\$672			\$672	\$8,847	
12 - Charlottetown-Victoria Park	CLAY, Chris	3,028	348	14.4	\$971	\$68		\$1,039	\$7,964	
13 - Charlottetown-Brighton	MACLEAN, Bob	3,169	265	9.8	\$823			\$823	\$8,334	
14 - Charlottetown-Lewis Point	MCNEILLY, Gord	3,820	931	30.7	\$1,888	\$564		\$2,452	\$10,047	\$2,452
15 - West Royalty-Springvale	MEGGS, Peter	4,530	516	14.0	\$1,193			\$1,193	\$11,914	
16 - Cornwall-Meadowbank	COUGHLIN, Jennifer	3,839	243	7.8	\$1,255			\$1,255	\$10,097	
17 - Kellys Cross-Cumberland	COUSINS, Jesse	4,456	58	1.5	\$672			\$672	\$11,719	
18 - Rustico-Emerald	HAYWARD, Leah-Jane	3,935	294	8.8	\$1,518	\$242		\$1,760	\$10,349	
19 - Borden-Kinkora	TWETEN, Aleida	4,111	126	3.8	\$672			\$672	\$10,812	
20 - Kensington-Malpeque	LARKIN, Joseph	4,460	264	7.2	\$672			\$672	\$11,730	
21 - Summerside-Wilmot	GAUDET, Scott	3,864	353	12.3	\$1,824	\$434		\$2,258	\$10,162	
22 - Summerside-St. Eleanors	WOOD, Olivia	4,027	358	11.8	\$1,306	\$252		\$1,558	\$10,591	
23 - Tyne Valley-Linkletter	TUPLIN, Jacqueline	3,455	473	17.7	\$2,077	\$427		\$2,504	\$9,087	\$2,504
24 - Evangeline-Miscouche	GALLANT, Grant	2,654	138	6.1	\$672			\$672	\$6,980	
25 - O'Leary-Inverness	MACKENDRICK, Billy	3,319	311	11.6	\$672			\$672	\$8,729	
26 - Alberton-Roseville	LEWIS, Orville	3,439	188	6.4	\$672			\$672	\$9,045	
27 - Tignish-Palmer Road	A'HEARN, John	2,927	81	3.2	\$1,206	\$4,736		\$5,942	\$7,698	
NDP of PEI		100,343	8,994		\$31,605	\$4,736	\$875	\$41,953	\$263,903	\$11,357

of votes - for the candidate

% - percentage of votes received by the candidate

Advertising - all forms of advertising including signs, radio, tv and news print

Office - all office related expenses such as rent, telephone, meeting space, hospitality

Max spending limit based on \$2.63 per elector (Section 18(2) Election Expense Act)

Reimbursed rate based on candidate having 15% or more of the popular vote to a minimum of \$1500 and a maximum of \$3000.



Candidate Expenses and Reimbursement

District	Candidate	# of Electors	# of Votes	%	Advertising	Office	Wages	Total	Max Spending Limit	Re-imburement
01 - Souris-Elmira	No candidate									
02 - Georgetown-St. Peters	GALLANT, Heather	3,571	145	4.8	\$0			\$0	\$9,392	
03 - Montague-Kilmuir	FURNESS, Jason	3,087	106	4.2	\$0			\$0	\$8,119	
04 - Belfast-Murray River	MACPHEE, Jordan	3,130	152	5.7	\$0			\$0	\$8,232	
05 - Vernon River-Stratford	GRAVELINE, Nicholas	3,415	234	8.3	\$0			\$0	\$8,981	
06 - Stratford-Kinlock	SAUNDERS, Samantha	5,281	330	7.7	\$246			\$246	\$13,889	
07 - Morell-Mermaid	LISTER, Meaghan	3,637	177	5.9	\$0			\$0	\$9,565	
08 - Tracadie-Hillsborough Park	WILLIAMS, Isaac	3,886	237	8.0	\$0			\$0	\$10,220	
09 - York-Oyster Bed	BERNARD, Thane	5,020	347	8.5	\$0			\$0	\$13,203	
10 - Charlottetown-Sherwood	GALLANT, Mitchell	3,816	295	9.5	\$0			\$0	\$10,036	
11 - Charlottetown-Parkdale	VIAU, Becca	3,364	511	19.2	\$2,815	\$399		\$3,214	\$8,847	\$3,000
12 - Charlottetown-Victoria Park	LANTHIER, Darcie	3,028	456	18.8	\$1,827	\$1,278		\$3,105	\$7,964	\$3,000
13 - Charlottetown-Brighton	BISO, Derrick	3,169	352	13.0	\$1,262			\$1,262	\$8,334	
14 - Charlottetown-Lewis Point	MILLINGTON, Doug	3,820	244	8.0	\$1,262			\$1,262	\$10,047	
15 - West Royalty-Springvale	SANDERSON, Charles	4,530	462	12.5	\$1,262			\$1,262	\$11,914	
16 - Cornwall-Meadowbank	ABBOTT, Rosalyn	3,839	377	12.1	\$1,262	\$114		\$1,376	\$10,097	
17 - Kellys Cross-Cumberland	BEVAN-BAKER, Peter	4,456	2,077	54.8	\$5,269	\$2,307		\$7,576	\$11,719	\$3,000
18 - Rustico-Emerald	JANOWICZ, Marianne	3,935	325	9.7	\$1,262			\$1,262	\$10,349	
19 - Borden-Kinkora	MACFARLANE, Ranald	4,111	511	15.1	\$2,474			\$2,474	\$10,812	\$2,474
20 - Kensington-Malpeque	LUND, Lynne	4,460	374	10.2	\$2,203	\$174		\$2,377	\$11,730	
21 - Summerside-Wilmot	MACFADZEN-REID, Donald	3,864	285	9.9	\$0			\$0	\$10,162	
22 - Summerside-St. Eleanors	ADAMS, Caleb	4,027	321	10.8	\$260	\$174		\$434	\$10,591	
23 - Tyne Valley-Linkletter	YOUNG, Shelagh	3,455	240	9.0	\$0			\$0	\$9,087	
24 - Evangeline-Miscouche	CAMERON, Jordan	2,654	125	5.5	\$85			\$85	\$6,980	
25 - O'Leary-Inverness	No candidate				\$0			\$0		
26- Alberton-Roseville	No candidate				\$0			\$0		
27 - Tignish-Palmer Road	PITRE, Malcolm	2,927	167	6.5	\$233			\$233	\$7,698	
Green Party of PEI		90,482	8,850		\$21,722	\$4,446	\$0	\$26,168	\$237,968.00	\$11,474

of votes - for the candadate

% - percentage of votes received by the candadate

Advertising - all forms of advertising including signs, radio, tv and news print

Office - all office related expenses such as rent, telephone, meeting space, hospitality

Max spending limit based on \$2.63 per elector (Section 18(2) Election Expense Act)

Reimbursed rate based on candidate having 15% or more of the popular vote to a minimum of \$1500 and a maximum of \$3000.

As filed with Elections PEI September 17, 2015

2015 Provincial General Election
Elections PEI expenses

Administration	\$24,148
Postage	\$35,576
Equipment	\$15,024
Material & Supplies	\$12,890
Document Printing	\$63,198
Advertising	\$12,890
Professional Services	\$7,336
Election Workers	
(604) Confirmation Officers	\$220,452
(938) Election Poll Workers	\$332,299
Election Night & Part time	\$15,030
Salaries	
Returning Officers/Election Clerks	\$225,442
Election PEI Temp Staff	\$54,961
Travel	\$6,958
Total	\$1,058,052
<hr/>	
Candidate Reimbursement	\$184,803
<hr/>	
Total Election Expense	\$1,242,855
<hr/>	
Total number of registered voters on Ordinary Polling Day	100,343
<hr/>	
Cost per registered voter	\$12.38
<hr/>	

Historic Election Costs

Election Date	Elections PEI Cost	Political Party Reimbursement	Total Election Cost	Registered Voters	Cost per Registered Voter
November 18, 1996	\$576,600	\$143,200	\$719,800	94,015	\$7.66
April 17, 2000	\$553,000	\$162,000	\$715,000	94,087	\$7.60
September 29, 2003	\$818,800	\$162,000	\$980,800	97,180	\$10.09
May 28, 2007	\$701,515	\$164,122	\$865,637	97,810	\$8.85
October 3, 2011	\$732,435	\$161,414	\$893,849	97,967	\$9.12

