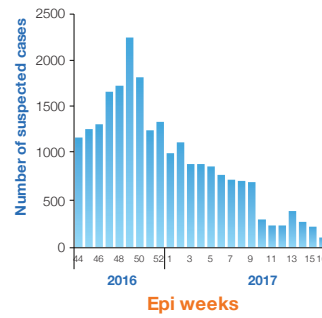


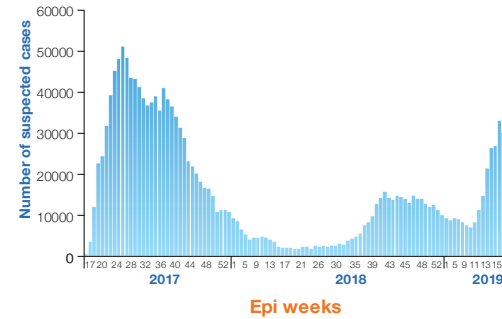
Highlights

- In April 2019, the Ministry of Public Health and Population of Yemen reported a total 118 112 suspected cholera cases including 202 related deaths (case fatality rate: 0.17%), from 21 governorates.
- The cumulative number of suspected cholera cases reported in Yemen since October 2016 to April 2019 is 1 704 246 including 3 438 related deaths with a case fatality rate of 0.20%. The country experienced a second wave of this outbreak from 27 April 2017. The total number of suspected cholera cases reported during the second wave were 1 678 419 including 3 309 related deaths with a case fatality rate of 0.20%.
- Since January 2019, a total of 5 535 stool specimens were tested. Out of these, 2 915 were laboratory confirmed for *Vibrio cholerae*.
- The 5 governorates with the highest cumulative attack rate per 10 000 are Amran (1 465.95), Al Mahwit (1 277.94), Sana'a (1 016.09), Dahamar (825.93) and Al Bayda (802.92). The national attack rate is 595.87 per 10 000. The Governorate with high numbers of deaths are Hajjah (522), Ibb (458), Al Hudaydah (363) and Taizz (272).

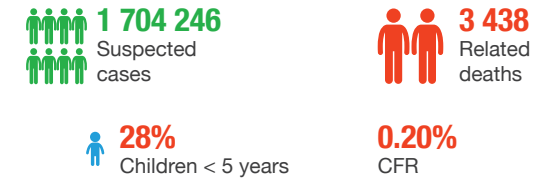
Epidemic curve of cholera cases in Yemen, October 2016 - 26 April 2017 (First wave)



Epidemic curve of cholera cases in Yemen, 27 April 2017 - 30 April 2019 (Second wave)



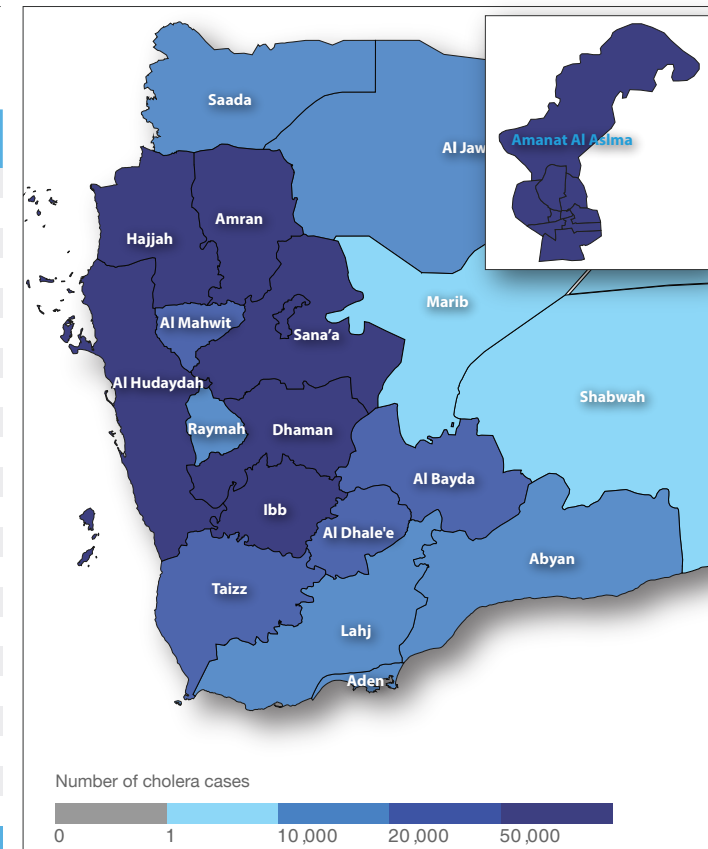
Cumulative key figures, October 2016 – April 2019



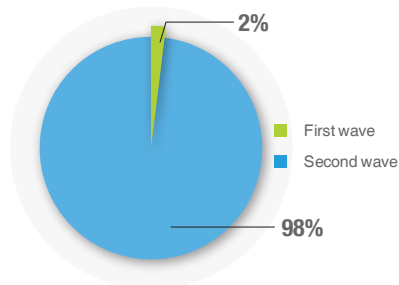
Last 4 weeks key figures, April 2019



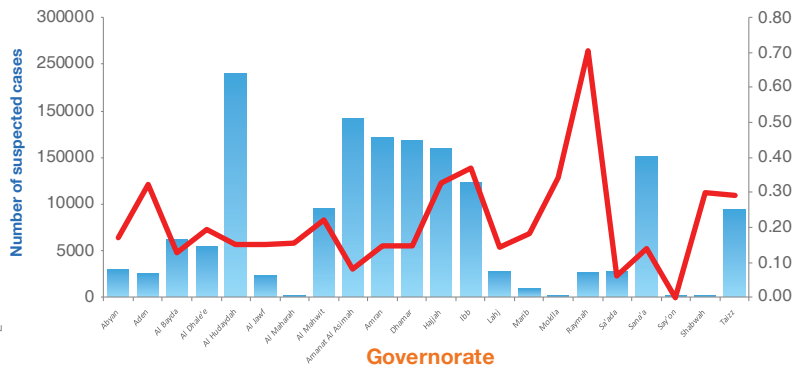
Distribution of suspected cholera cases in Yemen, January 2017 – April 2019



Cholera cases reported in Yemen by epidemic wave, October 2016 – April 2019 (n= 1 704 246)



Cholera cases and Case fatality rates by governorate in Yemen, 27 April 2017 – 30 April 2019 (second wave)



Cholera cases and deaths reported during the second wave by governorate, 27 April 2017 – 30 April 2019

Governorate	Cases	Deaths	CFR (%)	Cumulative attack rate (per 10 000)
Abyan	28909	50	0.17	500.51
Aden	25264	82	0.32	268.64
Al Bayda	61452	80	0.13	802.92
Al Dhale'e	53523	104	0.19	719.91
Al Hudaydah	240131	363	0.15	732.01
Al Jawf	22814	35	0.15	390.36
Al Maharah	1291	2	0.15	85.11
Al Mahwit	94691	211	0.22	1277.94
Amanat Al Asimah	191817	155	0.08	660.98
Amran	171168	252	0.15	1465.95
Dhamar	168549	251	0.15	825.93
Hajjah	159444	522	0.33	666.81
Ibb	123252	458	0.37	412.25
Lahj	28115	40	0.14	275.81
Marib	8157	15	0.18	224.08
Mokkila	584	2	0.34	13.06
Raymah	25540	180	0.70	415.20
Sa'ada	27833	17	0.06	296.81
Sana'a	150900	213	0.14	1016.09
Say'on	33	0	-	0.86
Shabwah	1672	5	0.30	27.35
Taizz	93280	272	0.29	307.87
Total	1 678 419	3 309	0.20	595.87