



**ADL**  
GLOBAL **100**    

---

AN INDEX OF ANTI-SEMITISM

---



# 2015 Update in 19 Countries

# Methodology

The Anti-Defamation League commissioned First International Resources to update attitudes and opinions toward Jews in 19 countries around the world. Fieldwork and data collection for this public opinion project were conducted and coordinated by Anzalone Liszt Grove Research. All interviews were conducted between March 10 – April 3, 2015.

The data is a result of 10,000 total interviews among citizens aged 18 and over across 19 countries. Expected margin of sampling error at the 95% confidence level is  $\pm 4.4\%$  for the 18 countries surveyed with  $n=500$  interviews and  $\pm 3.2\%$  for the USA (sampled with  $n=1,000$  interviews). The margin of error is higher for sub-groups within each country. Interviews were conducted via landline telephones, mobile phones and face-to-face discussions.

All respondents were selected at random. Telephone respondents were selected using random-digit dial sampling; face-to-face respondents were selected using geographically stratified, randomly-selected sampling points in each country and at the household level, using a Kish grid.

# Methodology

Telephone interviewing was only conducted in countries where the combined mobile phone + landline penetration exceeded 90%. In all countries where telephone dialing was conducted, interviews were collected using a combination of landline and mobile phone dialing, in proportion to that particular country's coverage rate for each telephone type. Within each country, the data was weighted to be reflective of the national population on a number of demographic measures, including age, gender, religion, urban/rural location, ethnicity, and language spoken.

In all countries, the samples are fully nationally representative.

Averages are weighted based on the adult population of each country to provide proportional representation.

The source for population data was the UN Department of Social and Economic Affairs - Population Division.

# 2015 Update Countries

## The Americas

Argentina (T)

United States (T)

## Western Europe

Belgium (T)

Denmark (T)

France (T)

Germany (T)

Greece (T)

Italy (T)

The Netherlands (T)

Spain (T)

United Kingdom (T)

## Eastern Europe

Hungary (T)

Latvia (T)

Poland (T)

Romania (F)

Russia (F)

Ukraine (F)

## Middle East & North Africa (MENA)

Iran (T)

Turkey (T)

F = Face-to-Face Interviews  
T = Telephone Interviews

As in 2014, ADL created Index Scores by asking whether the following negative stereotypes are “probably true” or “probably false.” Respondents who said at least 6 out of 11 statements are “probably true” are considered to harbor anti-Semitic attitudes.

## ANTI-SEMITIC STEREOTYPES

---

- 1) Jews are more loyal to Israel than to [this country/the countries they live in].
- 2) Jews have too much power in the business world.
- 3) Jews have too much power in international financial markets.
- 4) Jews don't care about what happens to anyone but their own kind.
- 5) Jews have too much control over global affairs.
- 6) People hate Jews because of the way Jews behave.
- 7) Jews think they are better than other people.
- 8) Jews have too much control over the United States government.
- 9) Jews have too much control over the global media.
- 10) Jews still talk too much about what happened to them in the Holocaust.
- 11) Jews are responsible for most of the world's wars.

There are an estimated 220,000,000 people who harbor anti-Semitic attitudes in the 19 countries surveyed.

Country	Adult Population	Index Score	People Who Harbor anti-Semitic attitudes
Argentina	28,280,537	<b>24 (24)</b>	6,800,000
Belgium	8,708,075	<b>21 (27)</b>	1,800,000
Denmark	4,342,010	<b>8 (9)</b>	350,000
France	49,322,734	<b>17 (37)</b>	8,400,000
Germany	69,288,263	<b>16 (27)</b>	11,000,000
Greece	9,168,164	<b>67 (69)</b>	6,100,000
Hungary	8,187,453	<b>40 (41)</b>	3,300,000
Iran	52,547,264	<b>60 (56)</b>	32,000,000
Italy	50,242,926	<b>29 (20)</b>	15,000,000
Latvia	1,717,757	<b>28 (28)</b>	480,000
Netherlands	13,095,463	<b>11 (5)</b>	1,400,000
Poland	30,973,440	<b>37 (45)</b>	11,000,000
Romania	17,829,139	<b>47 (35)</b>	8,400,000
Russia	116,902,363	<b>23 (30)</b>	27,000,000
Spain	37,966,037	<b>29 (29)</b>	11,000,000
Turkey	49,101,089	<b>71 (69)</b>	35,000,000
Ukraine	37,969,656	<b>32 (38)</b>	12,000,000
United Kingdom	48,853,576	<b>12 (8)</b>	5,900,000
USA	237,042,682	<b>10 (9)</b>	24,000,000

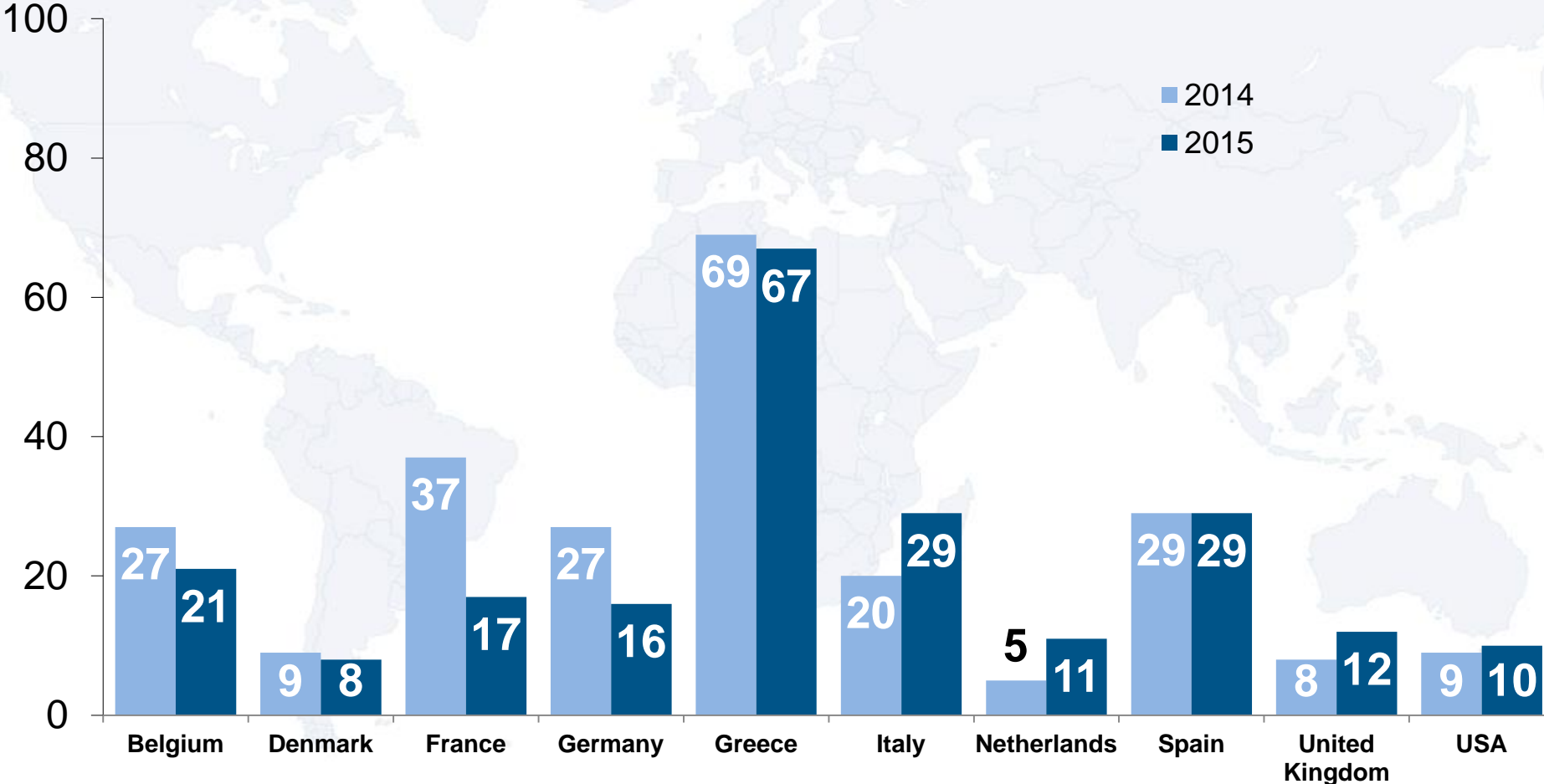
*Note: Number in parenthesis is 2014 Index Score*

The most commonly held stereotype about Jews is that they are more loyal to Israel than to the countries they live in. The next most common are that Jews have too much power in business and still talk too much about the Holocaust.

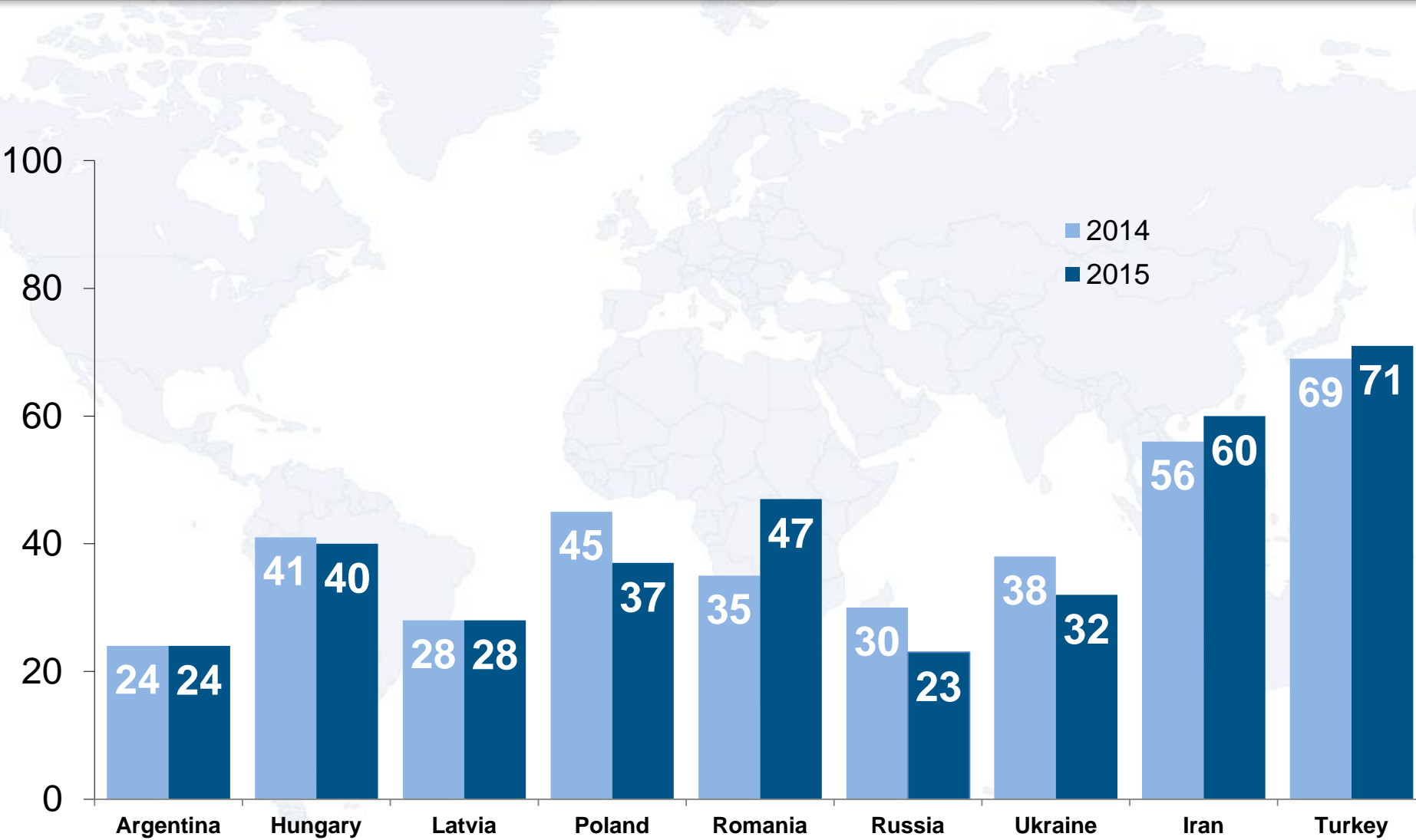
STEREOTYPES	% responding “probably true” among all respondents
Jews are more loyal to Israel than to [this country/the countries they live in]	44%
Jews have too much power in the business world	38%
Jews still talk too much about what happened to them in the Holocaust	38%
Jews have too much power in international financial markets	36%
Jews don't care about what happens to anyone but their own kind	29%
People hate Jews because of the way Jews behave	28%
Jews have too much control over global affairs	28%
Jews have too much control over the United States Government	27%
Jews think they are better than other people	26%
Jews have too much control over the global media	25%
Jews are responsible for most of the world's wars	15%



# Index Scores




# Index Scores



# Major Findings



In the wake of anti-Semitic violence in Europe, there has been a significant drop in Index Scores in France, Germany, and Belgium. People in those countries are also more concerned about violence against Jews than they were in 2014.



# Major Findings

The most commonly accepted stereotypes are consistent with last year:

*“Jews are more loyal to Israel than to this country/the countries they live in.”*

**44%**

of those surveyed believe this statement to be “probably true.”

This is by far the most-believed stereotype in the United States:

**33%**

*“Jews have too much power in the business world.”*

**38%**

of those surveyed believe this statement to be “probably true.”

This is the most widely accepted stereotype in Greece:

**90%**

*“Jews still talk too much about what happened to them in the Holocaust.”*

**38%**

of those surveyed believe this statement to be “probably true.”

This is the most widely accepted stereotype in Romania:

**61%**

# Major Findings



While Index Scores are down in France, Germany, and Belgium, people are reporting similar levels of anti-Semitism among people they know compared with 2014. This research and past polling show that this perception is often a proxy for people holding anti-Semitic views themselves. There is some chance that people are simply less likely to express anti-Semitic views than they were in the past.



Index scores in the Netherlands and the United Kingdom, while remaining relatively low, have increased.



Most notably, there are many fewer people in each country that agree with none of the 11 Index Questions.

### Netherlands

### United Kingdom

% saying “probably true” to 0 statements



Index Question with biggest increase:

*“Jews still talk too much about what happened to them in the Holocaust”*

*“Jews still talk too much about what happened to them in the Holocaust”*



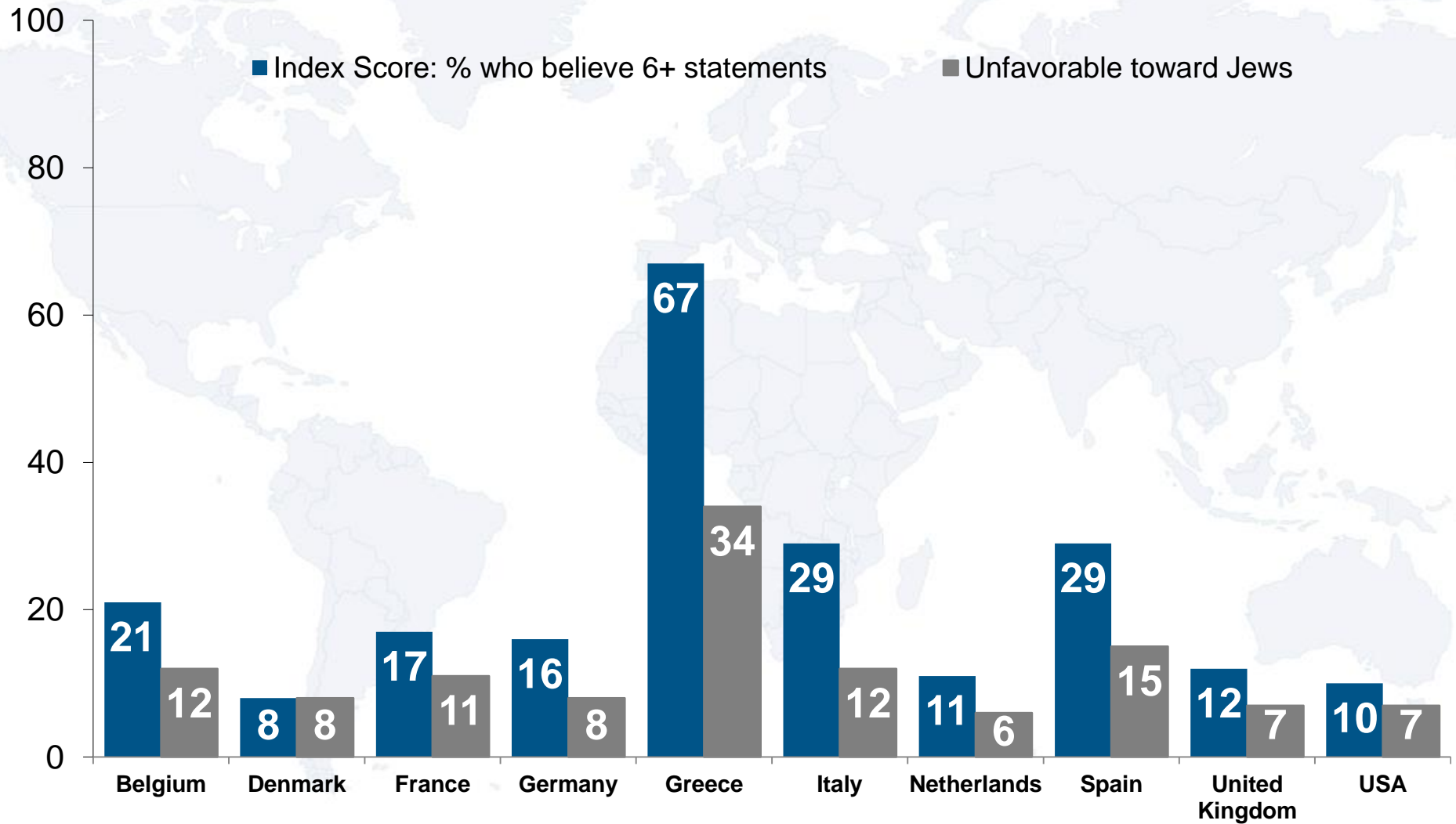
% responding “probably true”

% responding “probably true”

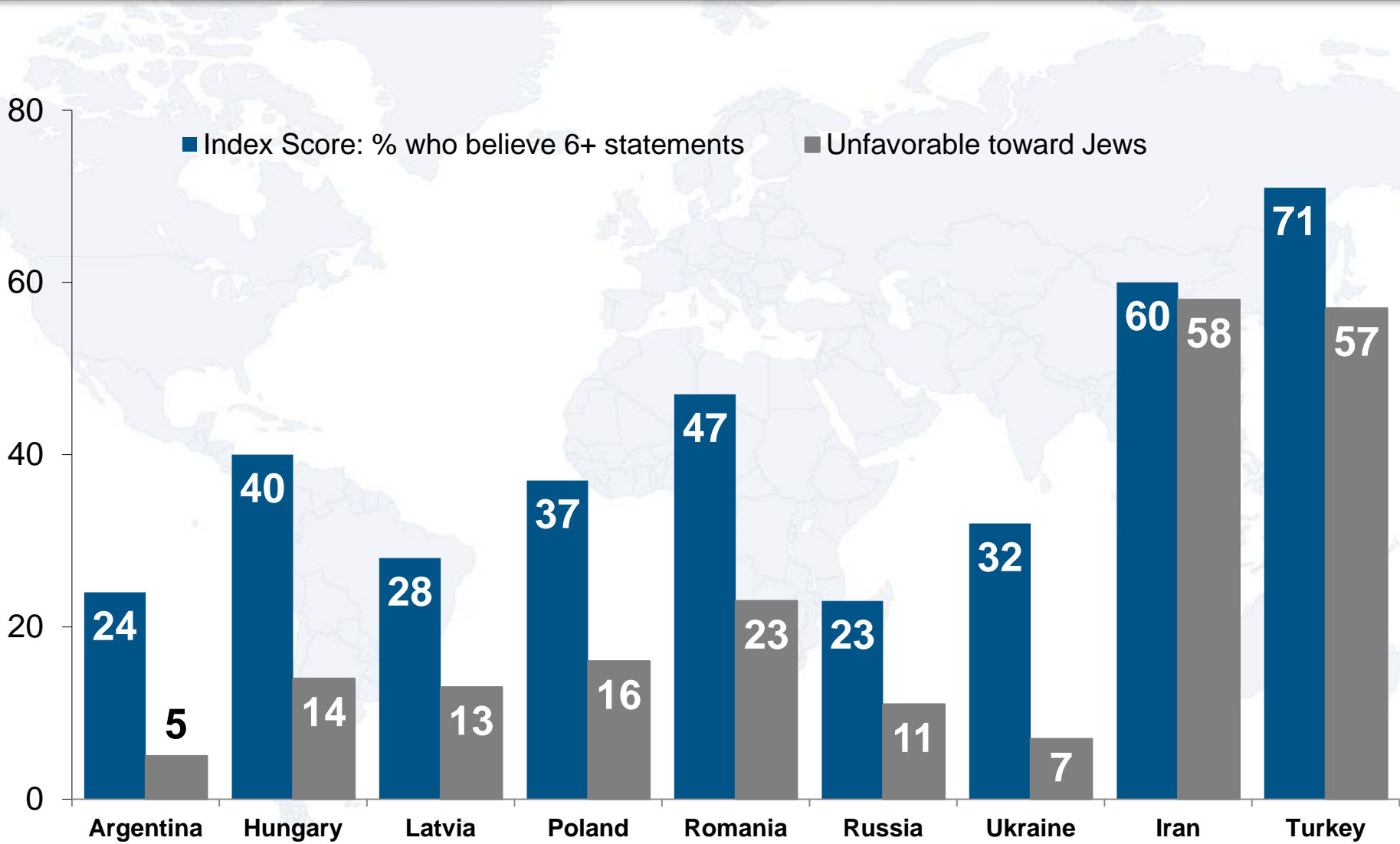
Index Score



# Many more people express anti-Semitic feelings than admit to being unfavorable toward Jews.



In Turkey and Iran, we continue to see smaller differences between Index Scores and the percentage who say they are unfavorable toward Jews.





Some stereotypes are tied more strongly to unfavorable opinions of Jews than others.

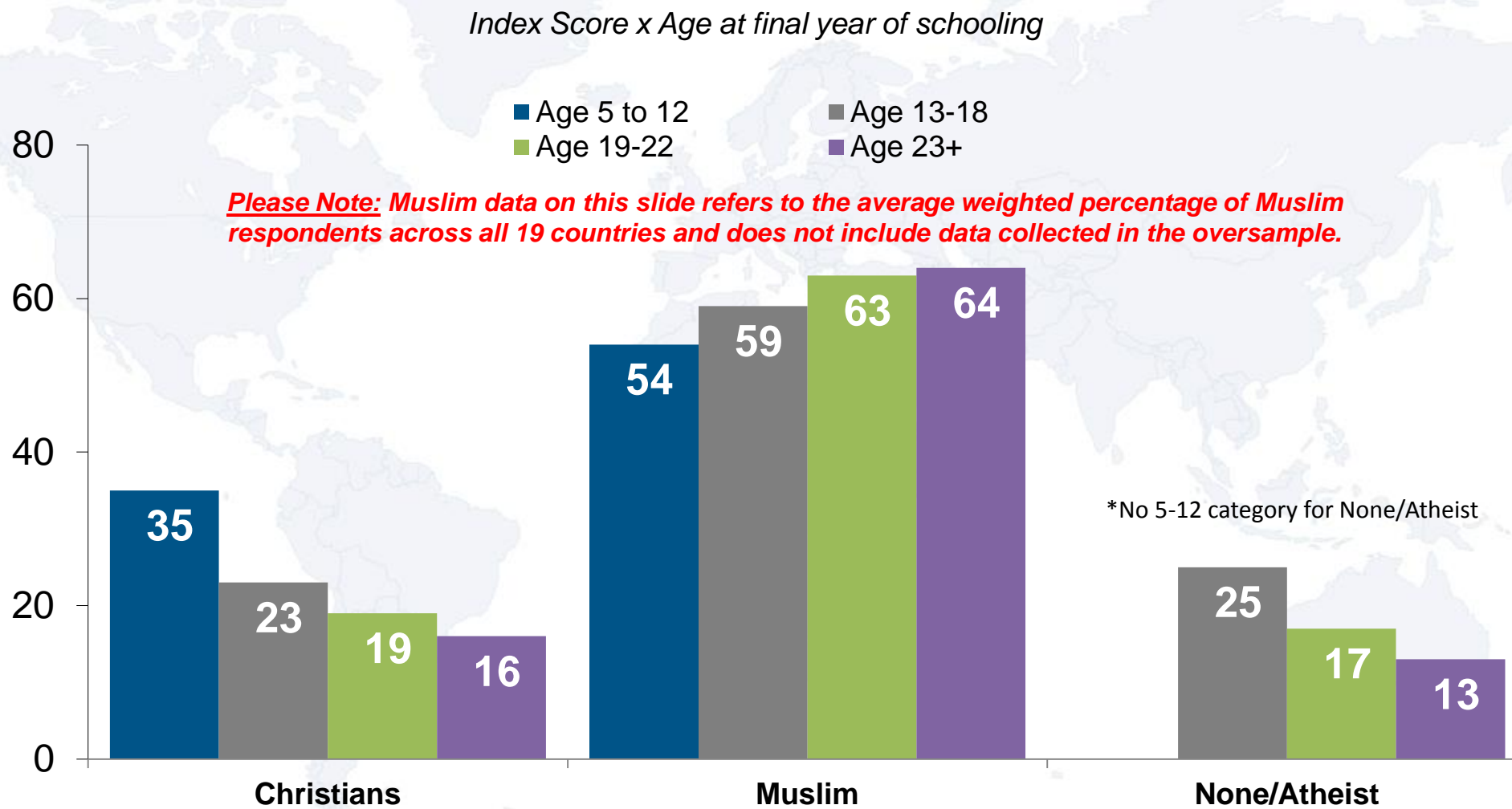
Based on statistical analysis of the data, the following three stereotypes are most predictive of someone holding an unfavorable opinion of Jews:

Jews are responsible for most of the world's wars.

Jews don't care what happens to anyone but their own kind.

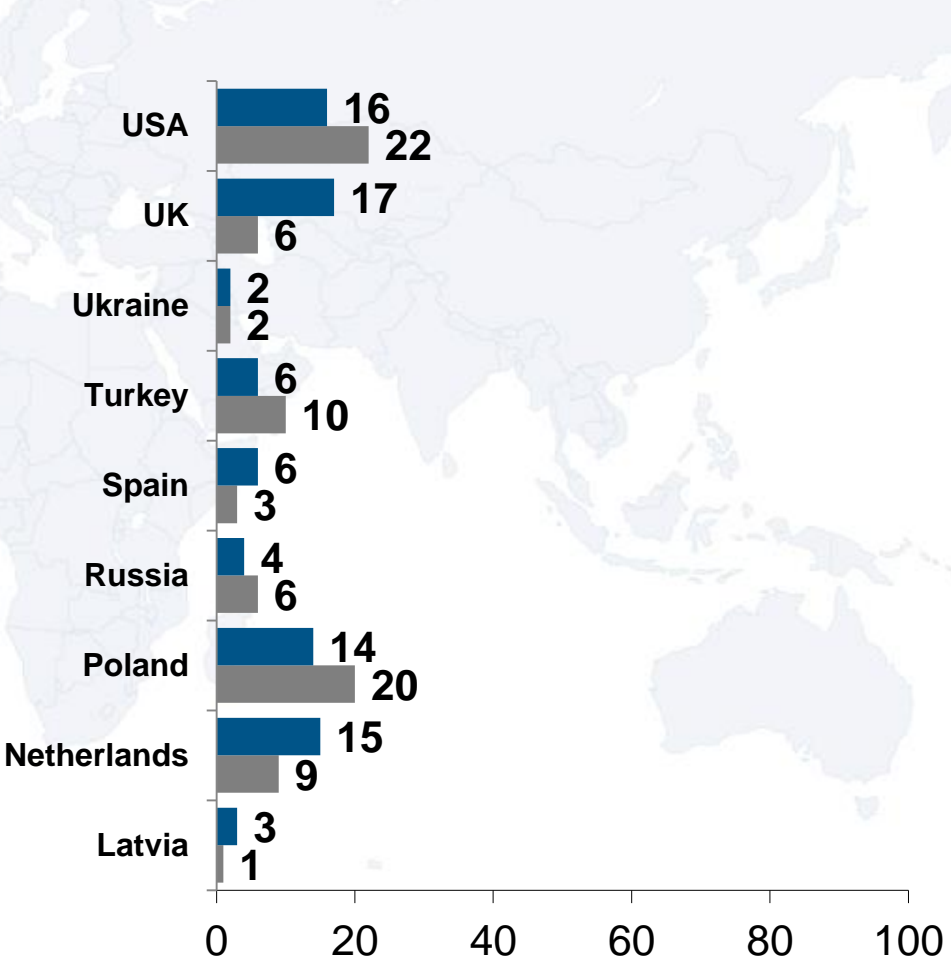
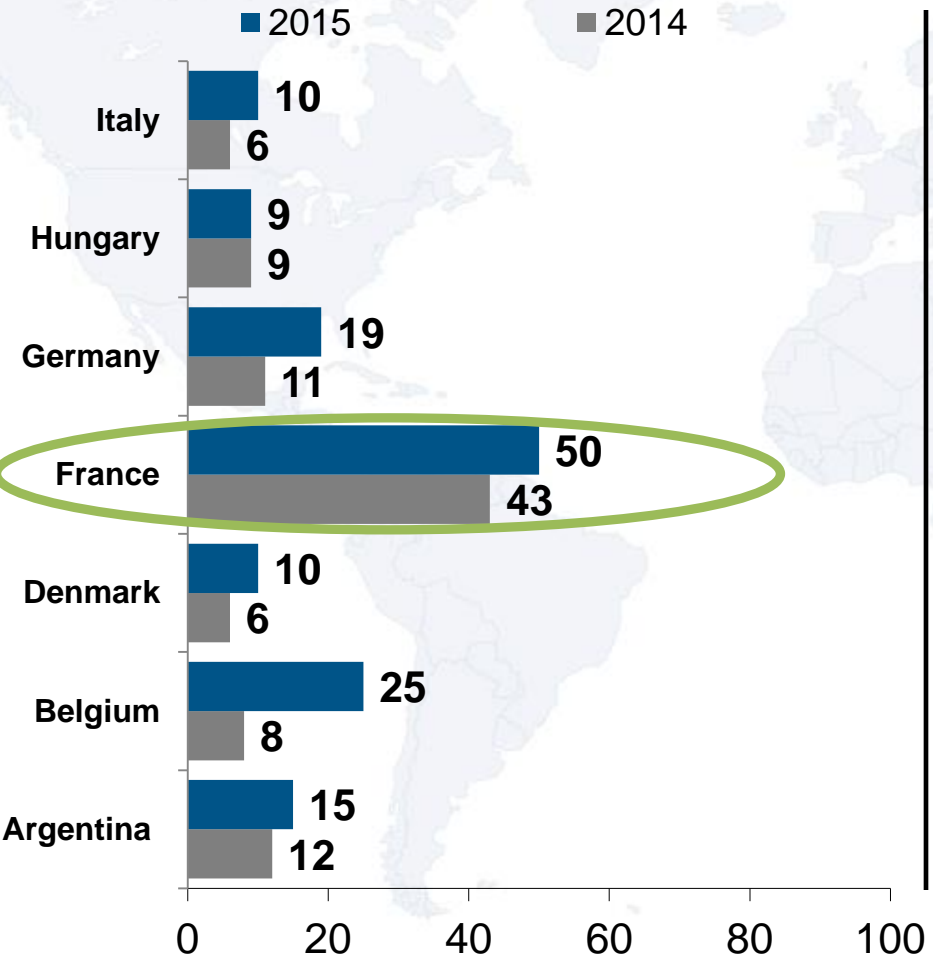
People hate Jews because of the way Jews behave.

Among Christians and the non-observant, higher education levels lead to fewer anti-Semitic attitudes. The opposite is true among Muslims respondents in the 19 country update.



# The French are by far the most likely to say that violence against Jews happens often in their country.

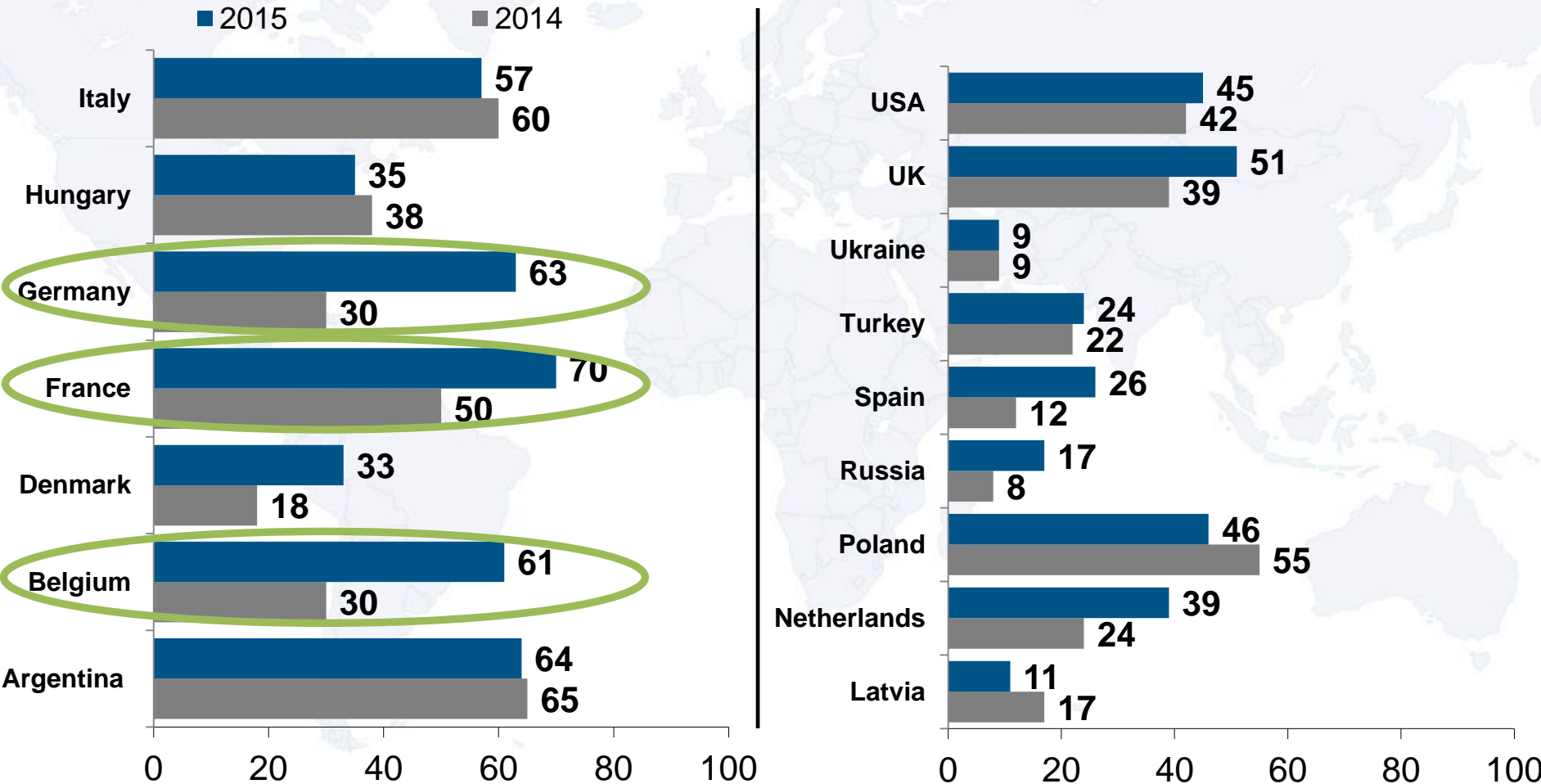
How often is there violence against Jews in your country?  
Showing: Very/Somewhat often



# Concern about violence directed against Jews has increased dramatically in France, Germany and Belgium.

*How concerned are you about violence directed at Jews, Jewish symbols and Jewish institutions throughout your country?*

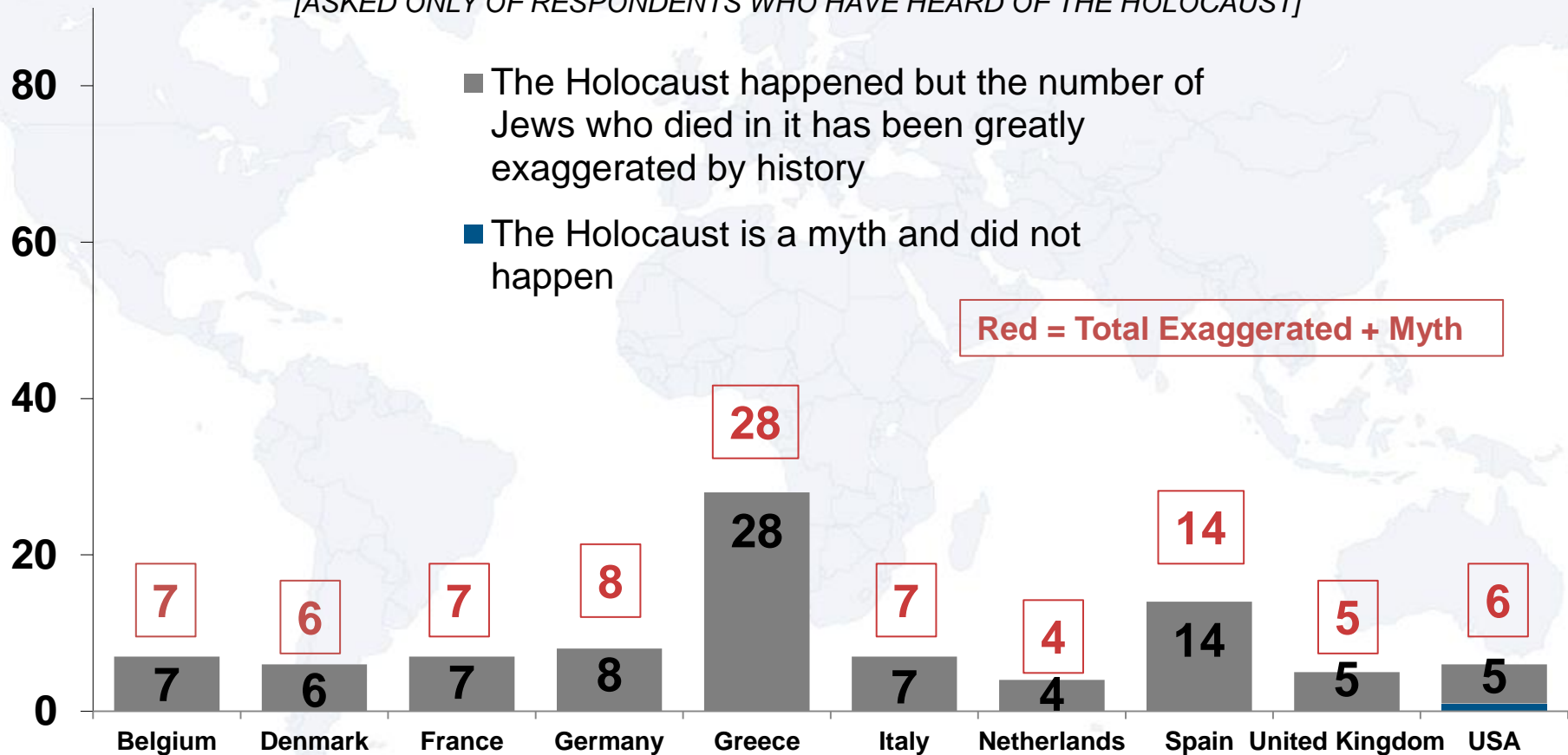
*Showing: Very/Fairly Concerned*



# More than one quarter of Greek respondents who have heard about the Holocaust believe that it has been exaggerated by history.

*Which of the following statements comes closest to your views about the Holocaust in Europe during World War Two?*

*[ASKED ONLY OF RESPONDENTS WHO HAVE HEARD OF THE HOLOCAUST]*



In contrast to Western Europe and the USA, respondents in Eastern Europe, Argentina and MENA are more likely to believe the Holocaust is either a myth or exaggerated.

*Which of the following statements comes closest to your views about the Holocaust in Europe during World War Two?*

*[ASKED ONLY OF RESPONDENTS WHO HAVE HEARD OF THE HOLOCAUST]*

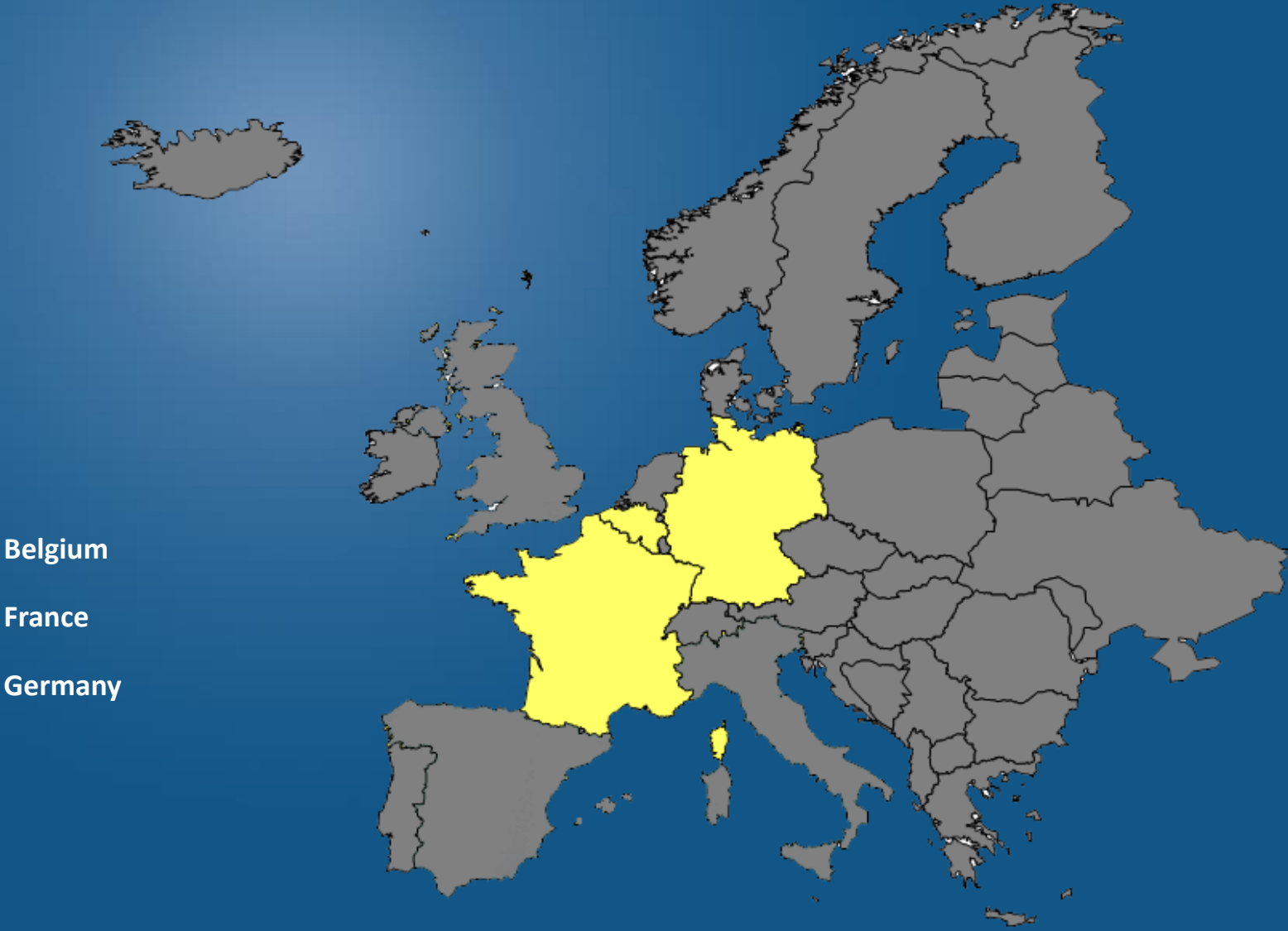


Red = Total Exaggerated + Myth



# Follow-Up Survey in France, Germany and Belgium

# 2015 Follow Up Surveys



Belgium

France

Germany



# Methodology: Follow-Up Survey

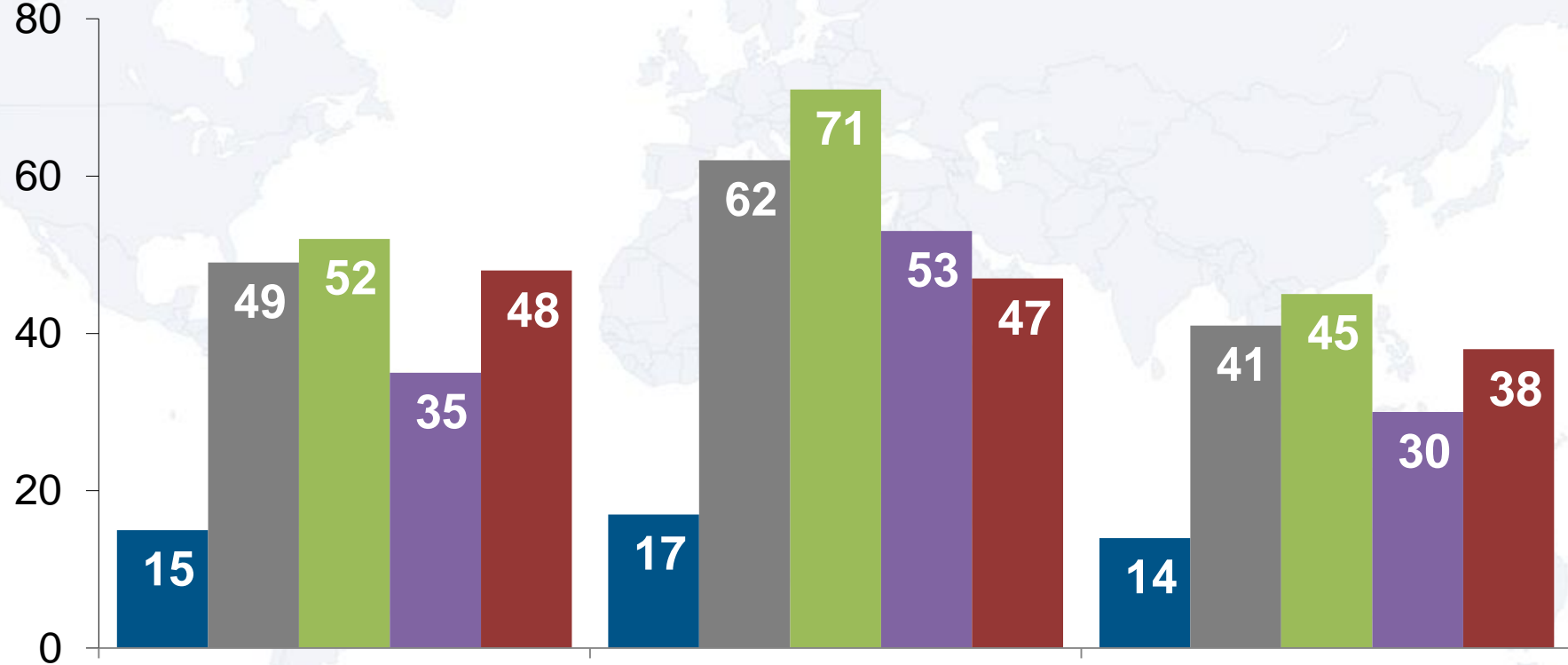
In order to further investigate the causes of falling index scores in Belgium, France and Germany, the Anti-Defamation League commissioned First International Resources to conduct an additional survey of 500 respondents in each of these three countries. Fieldwork and data collection for this project were conducted and coordinated by Anzalone Liszt Grove Research from May 13 – May 20, 2015.

The methodology for these follow-up surveys was identical to main sample interviewing, with CATI telephone interviewing among a random sample of adult citizens. Expected margin of sampling error is  $\pm 4.4\%$  at a 95% confidence level for  $n=500$  interviews in each country.

Mass media, the internet, and government are driving awareness of concerns about violence against Jews. Awareness of TV and newspaper coverage is especially high in France.

*Have you heard or seen people voicing their concerns about violence against Jews in the following places?*

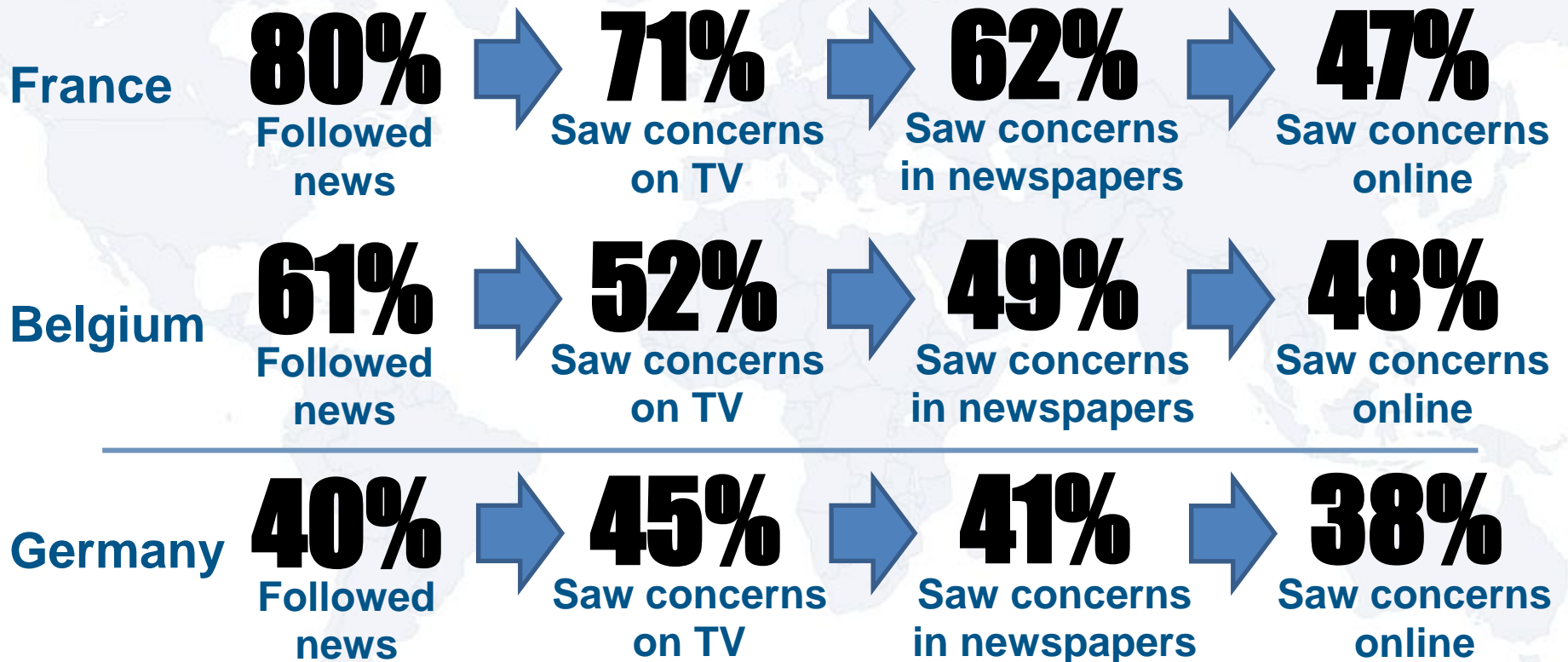
% responding yes



■ Religious Leaders   ■ Newspapers   ■ TV Journalists   ■ Your Head of State   ■ On the Internet/Social Media

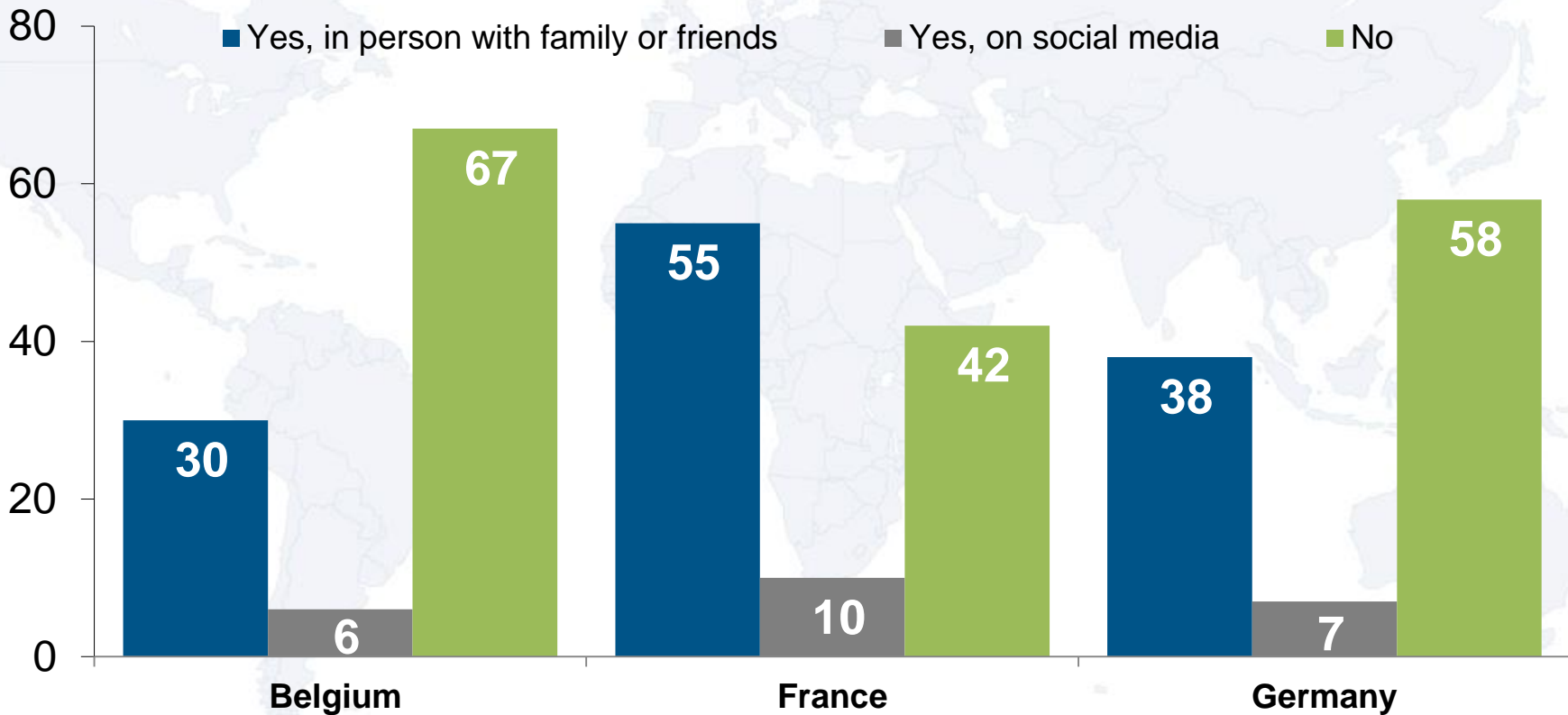
Declining index scores come as people have been following news about anti-Semitic attacks more closely, especially in France and Belgium.

People are seeing concerns about violence against Jews voiced most frequently in TV and newspapers.



The data indicate that there is a more robust national conversation going on in France about anti-Jewish violence.

*Have you personally discussed concerns about violence against Jews in the following places?*



Violence against Jews is seen as a symptom of deep anti-Jewish feelings.

*“Violence against Jews here is a symptom of deep anti-Jewish feelings among some people in my country”*

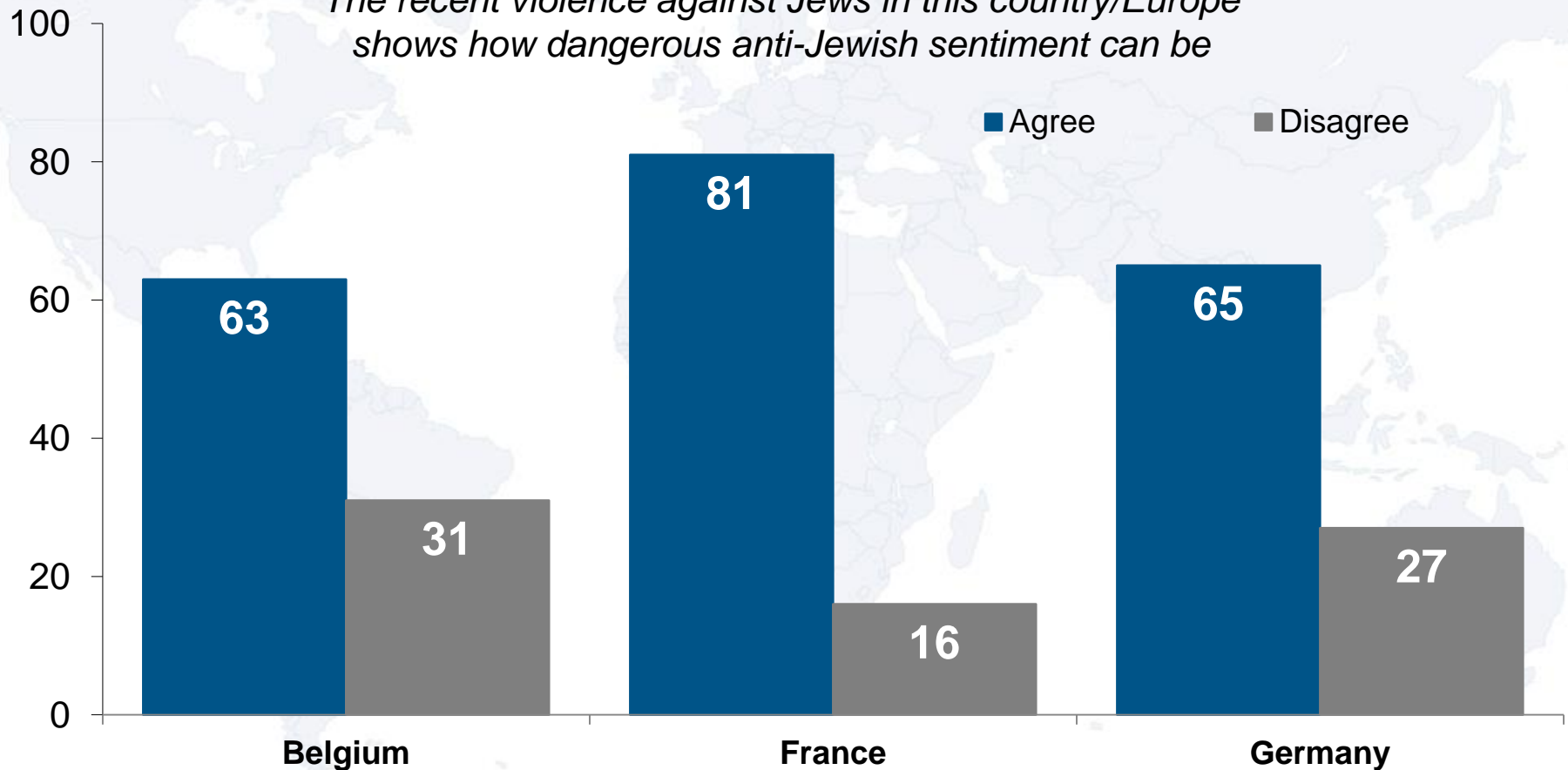
**% Agreeing**

France	Belgium	Germany
<b>60%</b>	<b>53%</b>	<b>64%</b>

There is broad agreement, especially among French respondents, that recent attacks against Jews in Europe underscore how dangerous anti-Semitism can be.

### ***VIOLENCE AND THE DANGER OF ANTI-SEMITISM***

*The recent violence against Jews in this country/Europe shows how dangerous anti-Jewish sentiment can be*



The vast majority in each country believe that violence against Jews affects everyone and is an attack on their way of life -- people stand in solidarity with Jews.

There is a sense that anti-Jewish violence affects everyone. This solidarity is important in the decline of Index Scores:

*“Violence against Jews in this country affects everyone and is an attack on our way of life”*

**% Agreeing**

France	Belgium	Germany
<b>77%</b>	<b>68%</b>	<b>78%</b>

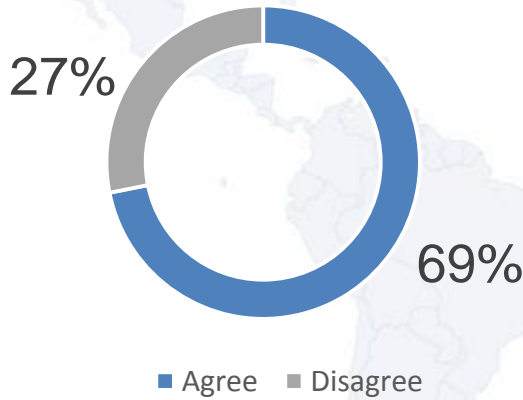
A majority in each country, and more than two-thirds in France, believe their government has been doing more to confront anti-Semitism.



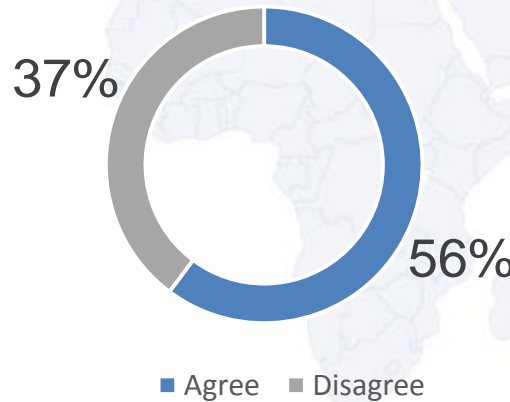
People in France, Germany, and Belgium agree that their government has been more active in confronting expressions of anti-Jewish sentiment:

“Recently, my country's government has been more active in confronting expressions of anti-Jewish sentiment”

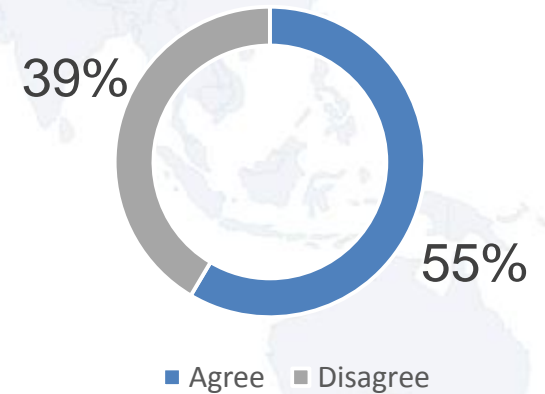
### France



### Belgium



### Germany



Amount your government has been recently discussing the dangers of anti-Semitism:

**58% more**  
**4% less**

**36% more**  
**10% less**

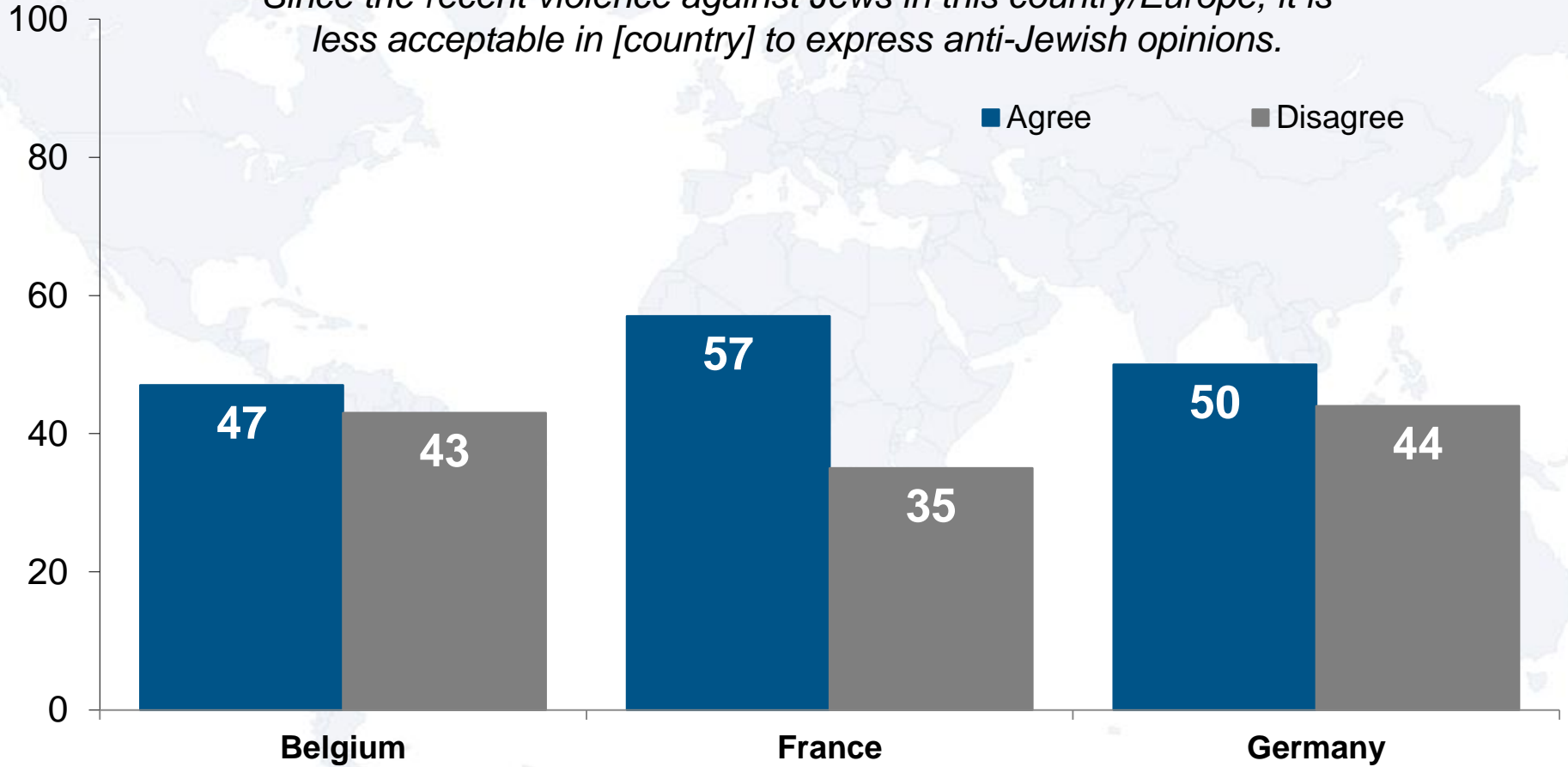
**31% more**  
**15% less**



A majority of those surveyed in France and Germany believe that it has become less acceptable to express anti-Jewish opinions.

### ACCEPTABILITY OF EXPRESSING ANTI-JEWISH OPINIONS

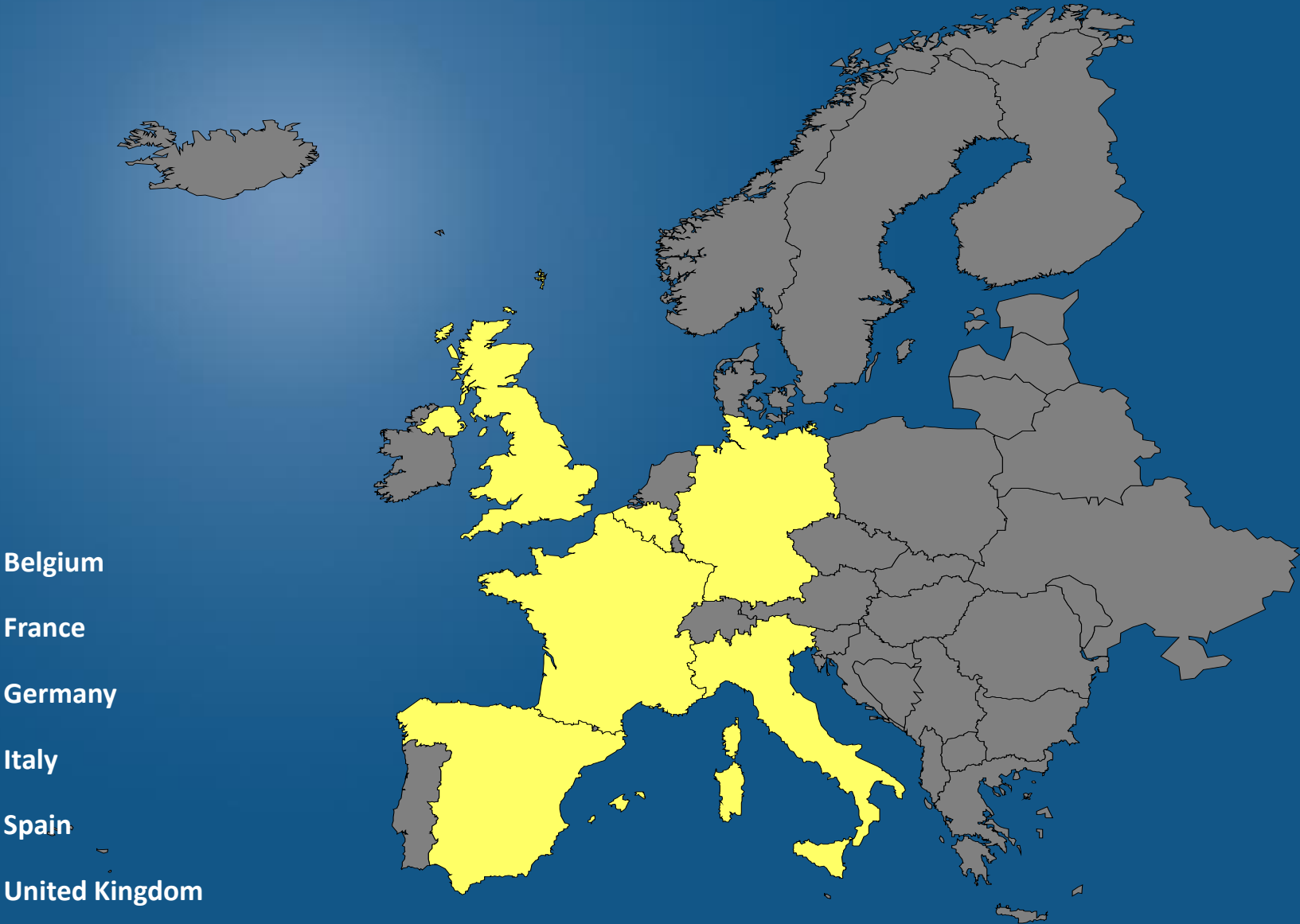
*Since the recent violence against Jews in this country/Europe, it is less acceptable in [country] to express anti-Jewish opinions.*





# Muslim Oversample in Six European Countries

# 2015 Oversample of Muslim Respondents



# Methodology: Muslim Oversample

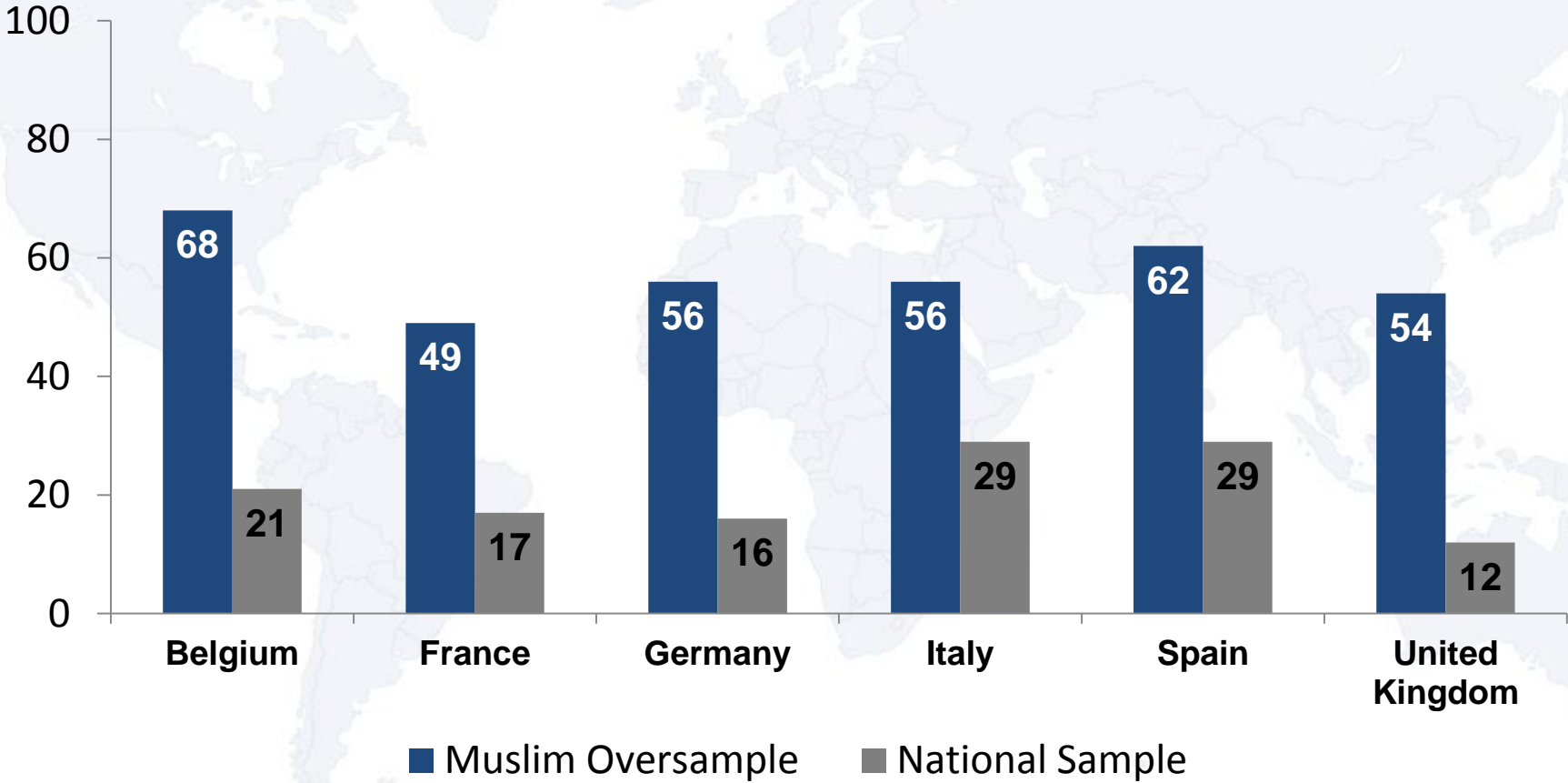
In six European countries -- Belgium, France, Germany, Italy, Spain and the United Kingdom -- an additional n=100 interviews among the Muslim populations in each country were collected. Given the immigration laws in these countries, most Muslims residents are not citizens. For this study, both citizens and non-citizens were included. Interviews were conducted from March 23 – April 8, 2015.

In contrast, the national samples collected in both 2014 and 2015, excluded non-citizens in order to avoid covering large populations of itinerant workers in many countries.

Muslim interviews were conducted with random telephone dialing in regions of each country with significant Muslim populations, so these surveys did not capture the small minority of Muslims who live in communities with very few Muslims. Expected margin of sampling error for Muslims in each country is  $\pm 9.8\%$ . For the combined average of Western European Muslim oversample including all six countries (n=600) the margin of error is  $\pm 4.0\%$ .

# Index Scores

French Muslims have a lower Index Score than Muslims residing in the five other Western European countries surveyed.



# Index Statement Comparisons: Data from 19 Country Update vs. Muslim Oversample in 6 Western European Countries

Index Statements	Belgium National	Belgium Muslims	France National	France Muslims	Germany National	Germany Muslims
Jews are more loyal to Israel than to [this country/the countries they live in]	46%	63%	33%	60%	49%	58%
Jews have too much power in the business world	36%	82%	33%	63%	28%	67%
Jews still talk too much about what happened to them in the Holocaust	39%	56%	24%	60%	51%	59%
Jews have too much power in international financial markets	37%	78%	26%	64%	29%	74%
Jews don't care about what happens to anyone but their own kind	26%	45%	26%	46%	17%	45%
People hate Jews because of the way Jews behave	26%	37%	22%	36%	30%	39%
Jews have too much control over global affairs	23%	69%	22%	54%	21%	57%
Jews have too much control over the United States Government	29%	75%	21%	53%	25%	62%
Jews think they are better than other people	25%	43%	17%	35%	16%	40%
Jews have too much control over the global media	20%	65%	21%	61%	20%	58%
Jews are responsible for most of the world's wars	6%	35%	6%	24%	9%	33%

# Index Statement Comparisons: Data from 19 Country Update vs. Muslim Oversample in 6 Western European Countries

Index Statements	Italy National	Italy Muslims	Spain National	Spain Muslims	UK National	UK Muslims
Jews are more loyal to Israel than to [this country/the countries they live in]	53%	48%	59%	61%	41%	55%
Jews have too much power in the business world	44%	63%	45%	70%	21%	70%
Jews still talk too much about what happened to them in the Holocaust	46%	60%	46%	52%	26%	46%
Jews have too much power in international financial markets	44%	69%	49%	73%	22%	69%
Jews don't care about what happens to anyone but their own kind	33%	44%	26%	48%	16%	32%
People hate Jews because of the way Jews behave	25%	37%	23%	35%	19%	39%
Jews have too much control over global affairs	38%	66%	31%	63%	15%	59%
Jews have too much control over the United States Government	35%	66%	35%	67%	18%	64%
Jews think they are better than other people	26%	44%	23%	48%	15%	35%
Jews have too much control over the global media	21%	53%	32%	59%	12%	63%
Jews are responsible for most of the world's wars	12%	32%	11%	38%	6%	34%

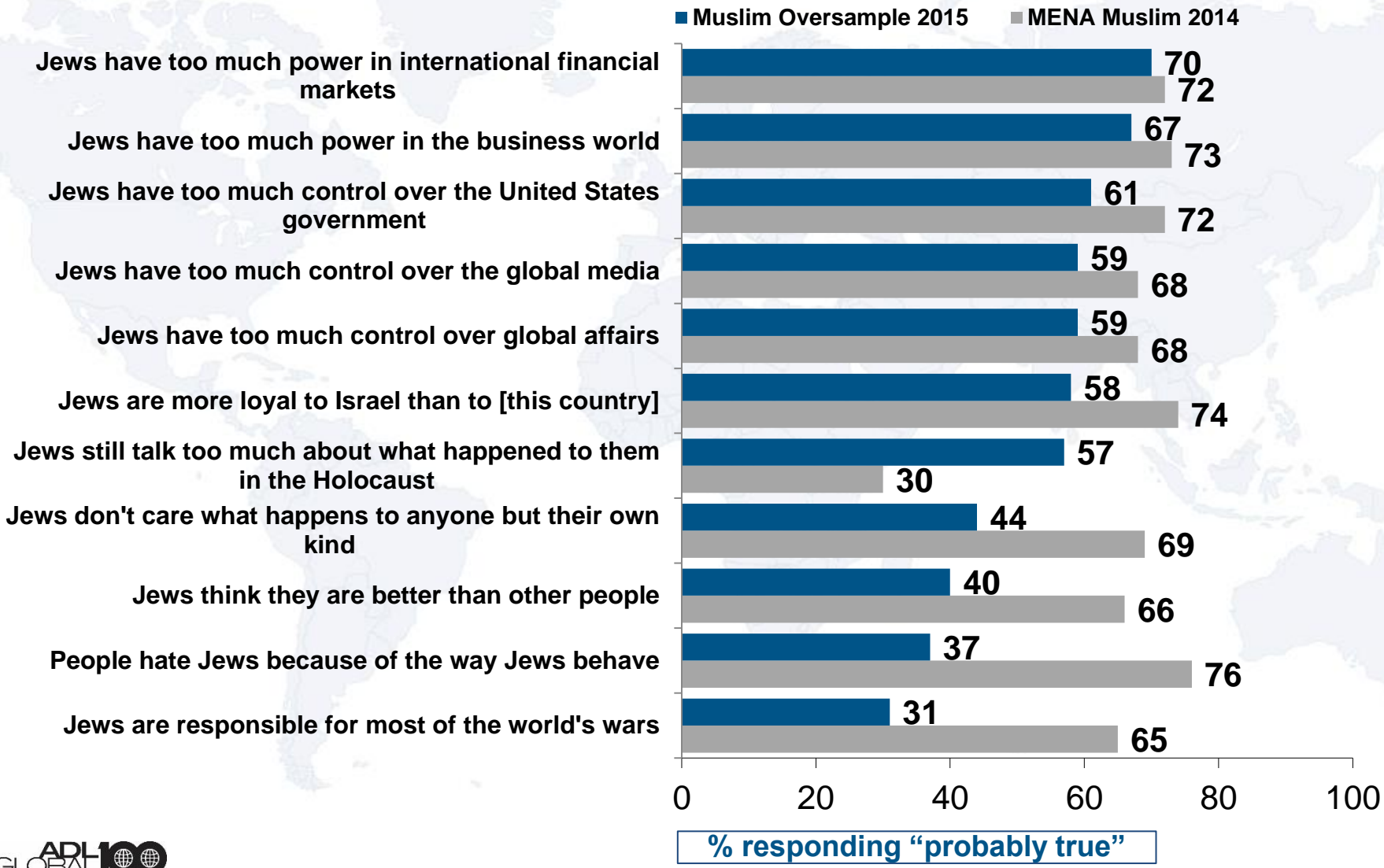
Stereotypes related to Jewish power hold sway among both Muslims in Europe and in MENA. Other stereotypes, are significantly less more prevalent in Europe than in MENA.

	Muslim Oversample (2015):	MENA Muslims (2014):
Jews have too much power in international financial markets:	<b>70%</b>	<b>72%</b>
Jews have too much power in the business world:	<b>67%</b>	<b>73%</b>
Jews are responsible for most of the world's wars:	<b>31%</b>	<b>65%</b>
People hate Jews because of the way they behave:	<b>37%</b>	<b>76%</b>

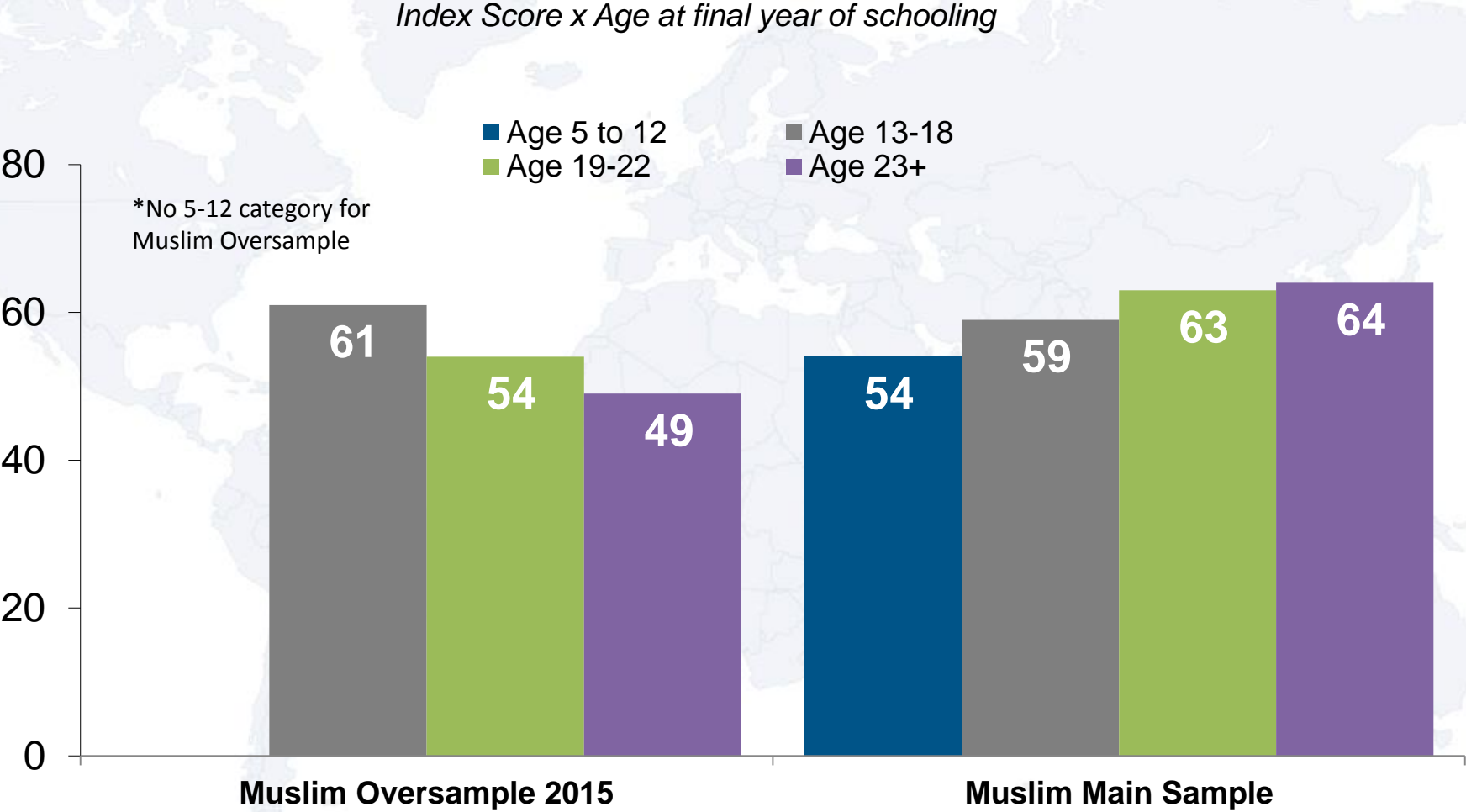
% responding "probably true"




# Index Statements: Western European Muslims vs. MENA Muslims



European Muslims (like Europeans in general) tend to harbor fewer anti-Semitic attitudes as they receive more schooling. This is very different from the main Muslim sample which is heavily concentrated in two MENA countries -- Iran and Turkey.



Muslim respondents in the six countries oversampled have lower index scores than respondents in MENA last year, they are more aware of the Holocaust and are less likely to deny the Holocaust happened as described by history.

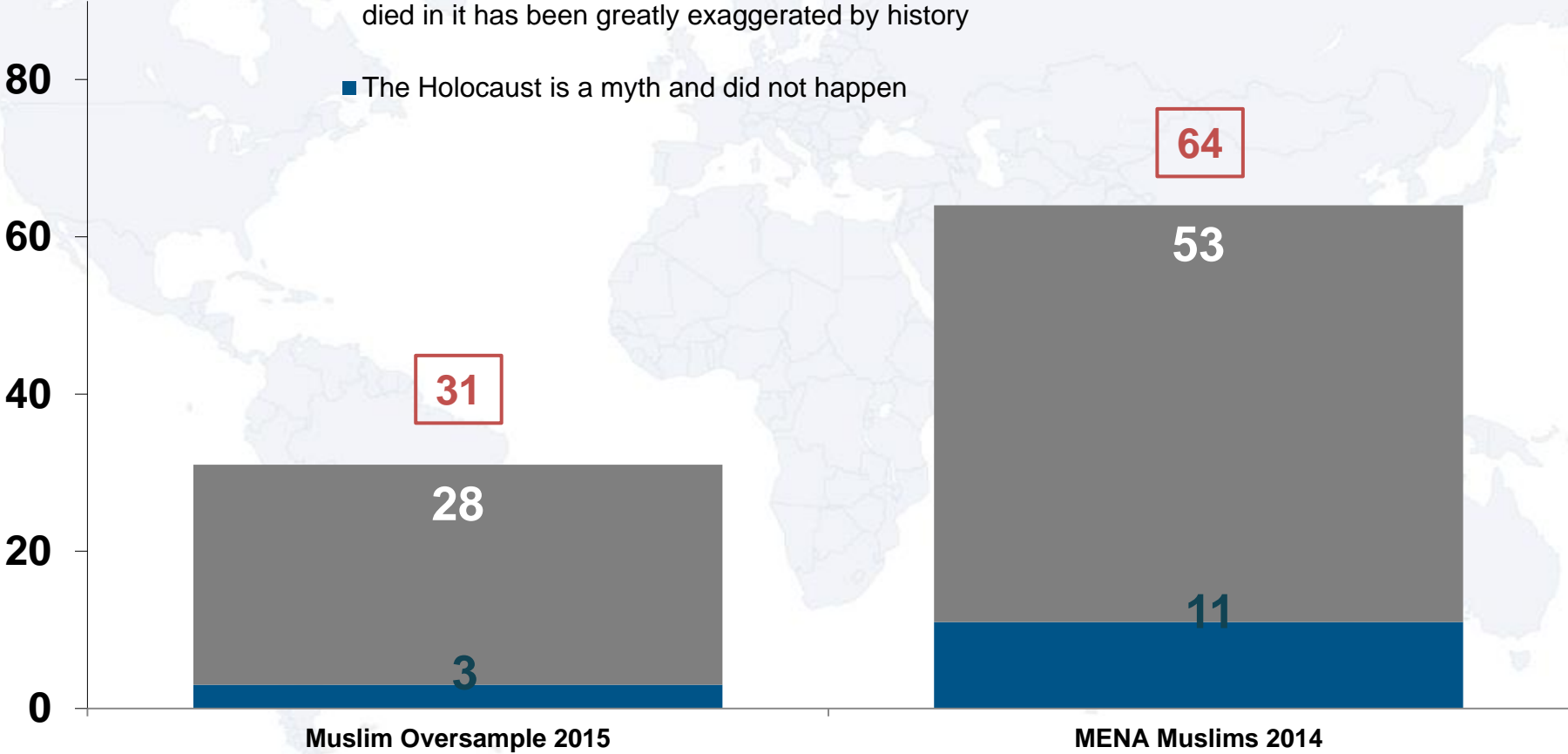


\* Holocaust Denial: the % who are aware of the Holocaust and say it is either a myth or greatly exaggerated by history

# Muslims in Western Europe are less likely to describe the Holocaust as a myth or exaggerated than those residing in MENA.

Which of the following statements comes closest to your views about the Holocaust in Europe during World War Two?  
[ASKED ONLY OF RESPONDENTS WHO HAVE HEARD OF THE HOLOCAUST]

- The Holocaust happened but the number of Jews who died in it has been greatly exaggerated by history
- The Holocaust is a myth and did not happen



Red = Total Exaggerated + Myth

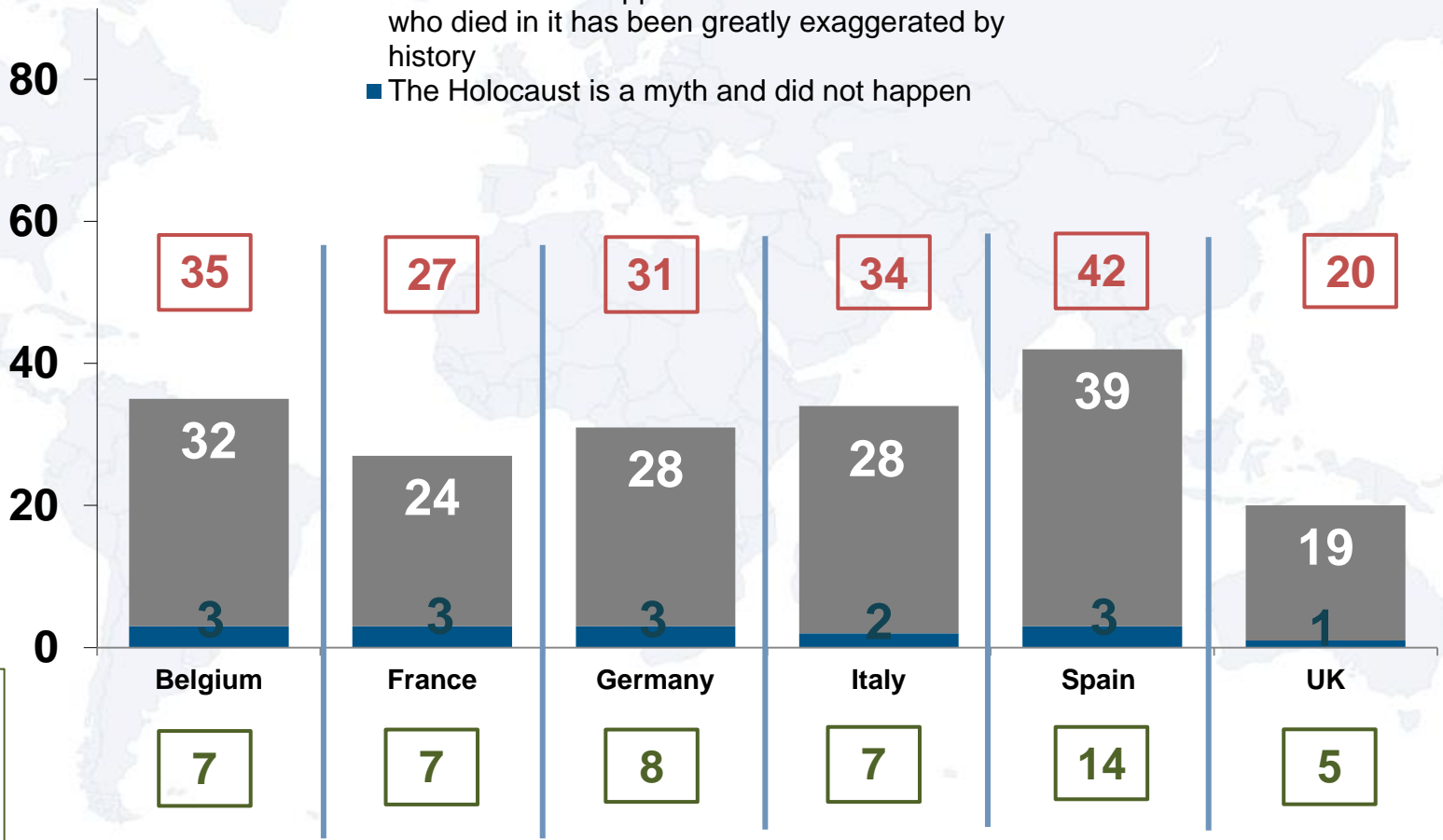
However, Muslims in the six European countries are much more likely to describe the Holocaust as a myth or exaggerated than the population at large in those same countries.

*Which of the following statements comes closest to your views about the Holocaust in Europe during World War Two?  
[ASKED ONLY OF RESPONDENTS WHO HAVE HEARD OF THE HOLOCAUST]*

- The Holocaust happened but the number of Jews who died in it has been greatly exaggerated by history
- The Holocaust is a myth and did not happen

**Red = Total Exaggerated + Myth among Muslim Oversample**

**Green = Total Exaggerated + Myth among the national sample in each country**



People who have met Jews express fewer anti-Semitic attitudes than people who have not. This is true across the 19 countries polled and also among those surveyed in the Muslim oversample.

## Interaction with Jews

Average Index Scores:  
*(19 Countries)*

Often: **16%**    Not Often: **24%**    Never Met: **40%**

Average Index Scores:  
*(Muslim Oversample)*

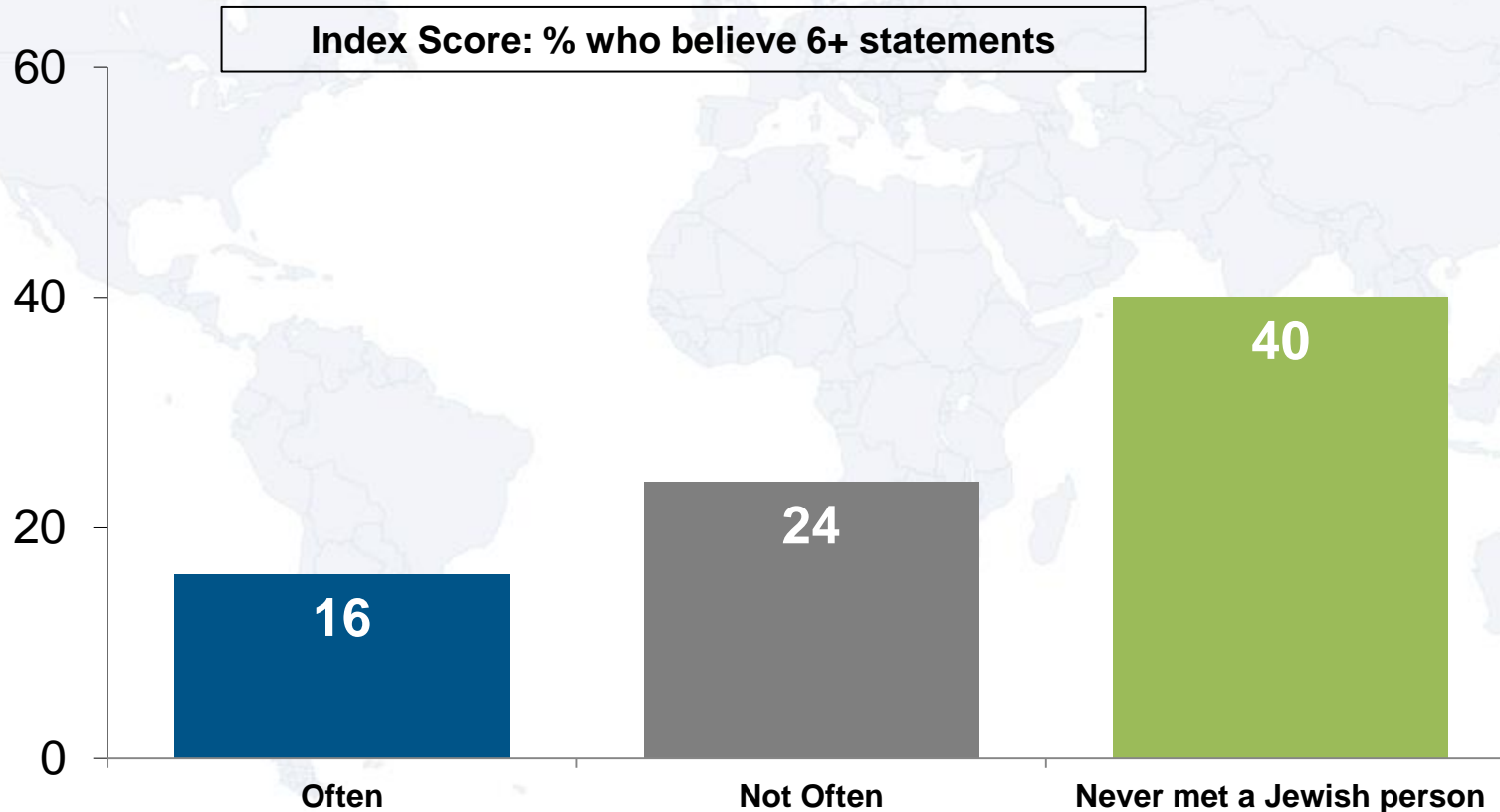
Often: **47%**    Not Often: **58%**    Never Met: **61%**



# Additional Findings from the 19 Country Update

# Interaction with Jewish People

The more interaction someone has with Jewish people, the fewer anti-Semitic attitudes they are likely to express. Index scores for people who have never met a Jewish person are more than twice as high as those for people who interact with them often.





# Israel Favorability and Index Scores

In the 19 countries surveyed, people that are less favorable toward Israel tend to express more anti-Semitic views.

**61%** Favorable toward Israel → **17%** Index score

**26%** Unfavorable toward Israel → **48%** Index score

# Economic Situation and Index Scores

People who feel economically insecure express more anti-Semitic views:

Of the

**64%**

who describe their country's economic situation negatively:



**28%**

Express anti-Semitic attitudes, compared to 20% among those who are positive

Of the

**50%**

who describe their personal financial situation negatively:

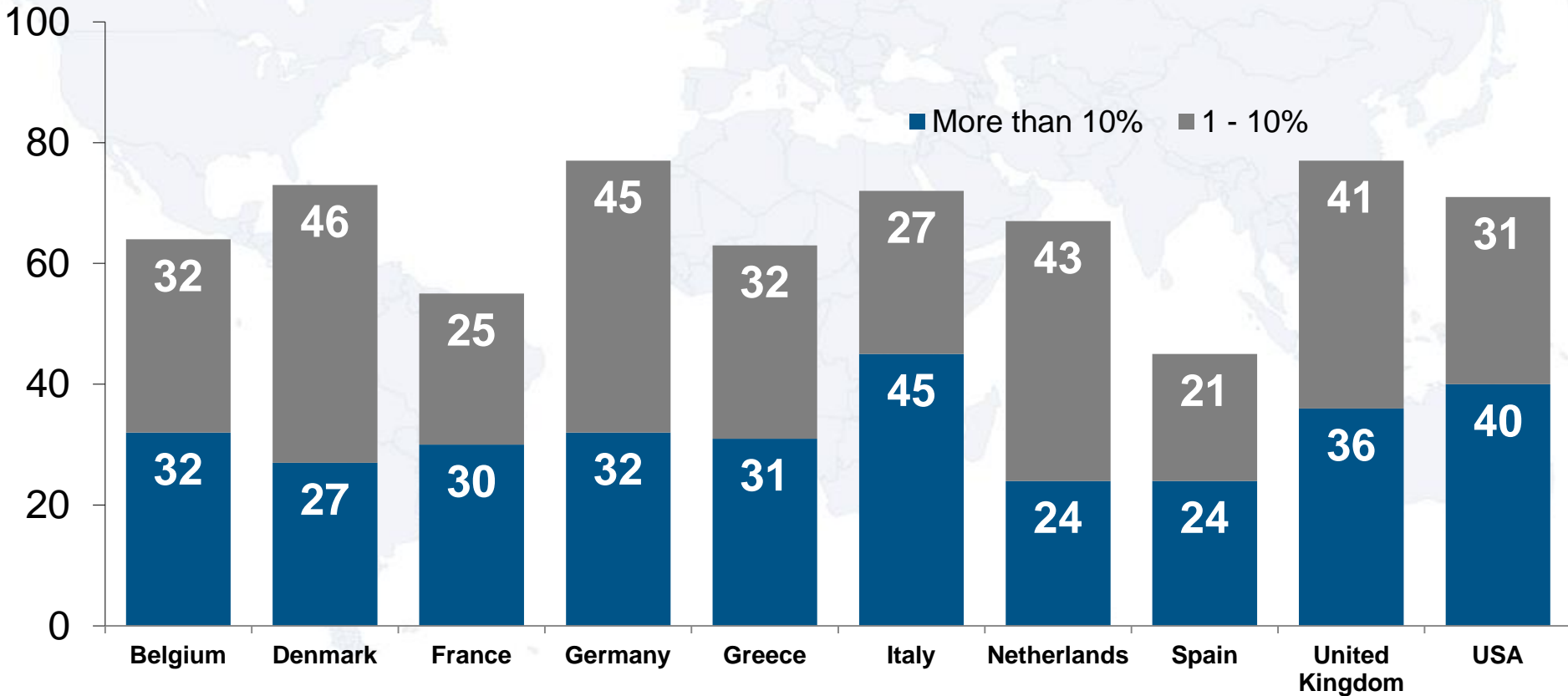


**30%**

Express anti-Semitic attitudes, compared to 20% among those who are positive

# Overestimating the World's Jewish Population

*What percentage of the world's population do you think is Jewish? That is, out of every one hundred people in the world, how many do you think are Jewish?*



# Overestimating the World's Jewish Population

*What percentage of the world's population do you think is Jewish? That is, out of every one hundred people in the world, how many do you think are Jewish?*

