

Demographia World Urban Areas

16th Annual Edition
2020.04

DEMOGRAPHIA

DEMOGRAPHIA WORLD URBAN AREAS
(Built Up Urban Areas or World Agglomerations)

16th ANNUAL EDITION

April 2020

TABLE OF CONTENTS

Demographia World Urban Areas (Introduction)	1
--	---

SUMMARY TABLE

Table 1: World Summary: Built-Up Urban Areas Over 500,000	22
---	----

URBAN AREA LISTINGS

Table 2: Largest Built-Up Urban Areas in the World	23
Table 3: Built-Up Urban Areas Ranked by Land Area (Urban Footprint)	40
Table 4: Built-Up Urban Areas Ranked by Urban Population Density	57
Table 5: Alphabetical List of Built-Up Urban Areas	76

COVER PHOTOGRAPH

Guangzhou: Zhujiang New Town

<http://www.demographia.com/db-worldua.pdf>

© Copyright Notice

All rights reserved

Permission granted to copy or republish only without alteration of any data, name of urban area or geography.

Demographia World Urban Areas
 (Built-Up Urban Areas or Urban Agglomerations)
 16th Annual Edition: April 2020

INTRODUCTION

CONTENTS OF THE INTRODUCTION

1. Demographia World Urban Areas
2. Revised Population Estimation Methodology
3. Built-Up Urban Areas: Definitional Issues
4. Data Issues
5. Highlights
6. Built-Up Urban Areas: Definitional Issues
7. Geographical Notes
8. Methodology
9. Caution: Trend Analysis
10. Background
11. Cover Illustration: Budapest
12. Comments and Suggestions

1. DEMOGRAPHIA WORLD URBAN AREAS

Demographia World Urban Areas (Built-up Urban Areas or Urban Agglomerations) is the only annually published inventory of population, corresponding land area and population density for urban areas with more than 500,000 population. Unlike some other regularly produced lists, *Demographia World Urban Areas* applies a generally consistent definition to built-up urban areas.¹ Urban footprint data is reported without regard to political boundaries that are generally associated with metropolitan areas or sub-national jurisdictions. As used in this report, all instances of the term “urban area” are defined as “built-up urban area’ (see \$\$\$)

Demographia World Urban Areas contains population, land area and population density for the more than 1,050 identified built-up urban areas (urban agglomerations or urbanized areas) in the world with 500,000 or more population that have been identified. The total population of these urban areas is estimated at 2.25 billion, 51.4 percent of the world urban population in 2020.²

¹ Some other urban agglomeration lists mix metropolitan areas, municipalities (parts of metropolitan areas) and urban areas (built up urban areas or agglomerations). None of these lists include urban land area data. The United Nations list is unique in providing notes that clarify the nature of its each of its listings (core cities, metropolitan areas, urban areas and others).

² Calculated using United Nations data.

RELATED PUBLICATIONS

[Toward More Prosperous Cities:
Framing Essay on Urban Policy](#)

[16th Annual Demographia International
Housing Affordability Survey](#)



[The Evolving Urban Form
\(Profiles of World Urban Areas\)](#)

[A Question of Values: Middle-Income Housing
Affordability and Urban Containment Policy](#)

[City Sector Model
\(Urban Core & Suburban Small Area Analysis
within US Metropolitan Areas\)](#)

2. REVISED POPULATION ESTIMATION METHODOLOGY

The preferred source for built-up urban area population and land area is directly provided by national statistical authorities. However, few nations provide this information.

The best alternative to official built-up urban area from national statistical authorities is now from small area population grids. A review of the available sources has found the Commission Global Human Settlement (GHS2015) 250 meter database to be appropriate for the purposes of *Demographia World Urban Area* population estimation.³ Base year populations for the *Demographia* produced built-up urban area perimeters⁴ can be derived this source. The base population estimates for most 1,000,000 and larger urban areas are from GHS2015. The data in many of the 500,000 to 1,000,000 population urban areas are also from GHS 2015.

3. BUILT-UP URBAN AREAS: DEFINITIONAL ISSUES

There is considerable confusion about urban definitions, as is discussed below

3.1. What is a Built-Up Urban Area?

Built-up urban areas *are not* metropolitan areas.

An urban area ("built-up urban area,"⁵ urbanized area or urban agglomeration)⁶ is a continuously built up land mass of urban development that is *within* a labor market (metropolitan area or metropolitan region). An urban area contains *no* rural land (all land in the world is either urban or rural). In some nations, the term "urban area" is used, but does not denote a built-up urban area.⁷

An urban area is best thought of as the "urban footprint" --- the lighted area ("city lights") that can be observed from an airplane (or satellite) on a clear night. National census authorities in Australia, Canada, Denmark, Finland, France, the Netherlands, Norway, Sweden, the United Kingdom and the United States designate urban areas. Except in Australia, the authorities generally use a minimum urban density definition of 400 persons per square kilometer (or the nearly identical 1,000 per square mile in the United States) in areas that comprise urban areas.

³ European Commission Global Human Settlement: GHS_POP_E2015_GLOBE_R2019A_54009_250_V1_0 dataset, (https://ghsl.jrc.ec.europa.eu/ghs_pop2019.php).

⁴ All built-up urban area perimeters are produced by *Demographia* except for those provided by national statistical authorities.

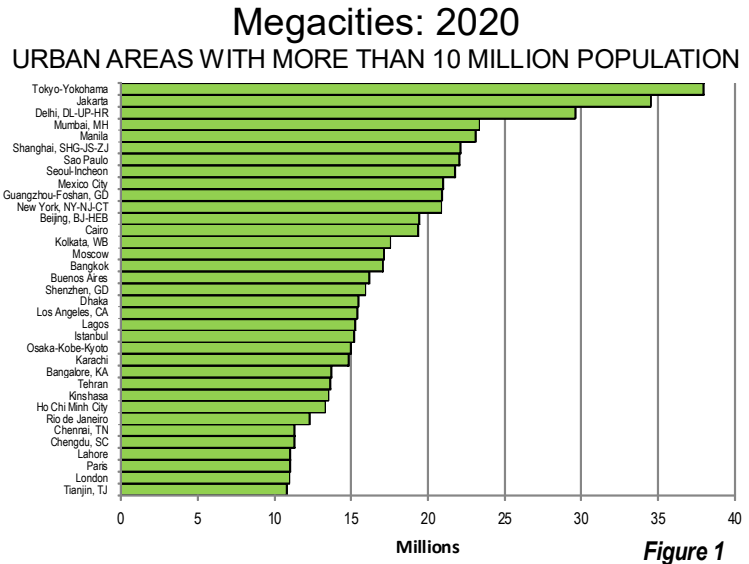
⁵ "Built up urban area" is the new urban area term now used by National Statistics in the United Kingdom. It may be the most descriptive short term for urban areas.

⁶ Called a "population centre" in Canada and an "urban centre" in Australia.

⁷ For example, in China, sub-city or sub-regional districts called "shixiaqu" (市辖区) are sometimes referred to as urban areas. Shixiaqu resemble metropolitan areas, containing both urban and rural land. Districts designated as urban often have large tracts of rural land on which urban development is anticipated.

By necessity, average population density data masks significant variations within urban areas. Within urban areas, urban population densities can range from below 400 per square kilometer (1,000 per square mile), particularly in North American urban areas, to over 1,000,000 per square kilometer (2,500,000 per square mile) in informal neighborhoods⁸ of some Asian urban areas, such as Dhaka (See: *The Evolving Urban Form: Dhaka*).⁹

Varying densities within urban areas are illustrated by comparing by the Phoenix urban area which is at least 60 percent denser than the Boston-Providence urban area. Yet, the highest small are population densities within Boston-Providence are at least five times that of the highest density areas in Phoenix. Moreover, Boston-Providence has a far larger commercial core (“central business district” or “downtown”). The difference is that the Phoenix suburbs are denser than the Boston-Providence suburbs.



Higher density suburbs are also responsible for making Los Angeles the most densely populated large urban area in the United States, despite its much lower urban core densities relative to New York (See: *California’s Dense Suburbs and Urbanization*¹⁰). This creates an irony that the city most associated with urban dispersion (“urban sprawl”) in the United States is, in reality, the least dispersed (least “sprawling”). At the same time, no urban area in the world sprawls over a larger area than New York, as is indicated in Table 3.

Similarly, London and Athens have similar population densities. Yet, the core densities in Athens are considerably higher than in London. The Athens suburbs, however, are among the least dense in the high-income world. The Essen-Dusseldorf and Milan urban areas have almost identical densities, yet core densities are considerably higher in Milan. *Demographia World Urban Areas* reports the estimated population and density of *entire* urban footprints, regardless of their internal density profiles.

3.2: Urban Areas Contrasted with Metropolitan Areas

An urban area (built-up urban area or urban agglomeration) is fundamentally different from a metropolitan area. A metropolitan area is a labor market (and a housing market). It includes a principal built-up urban area (the largest built-up urban area in the metropolitan area) as well as economically connected rural areas (and smaller urban areas) to the outside. (Figure 6).¹¹

⁸ Called slums, shantytowns or favelas in various geographical areas.

⁹ Wendell Cox, (2012), “The Evolving Urban Form: Dhaka,” *The New Geography*, <http://www.newgeography.com/content/003004-evolving-urban-form-dhaka>.

¹⁰ See: Wendell Cox (2018), “California’s Dense Suburbs and Urbanization,” *The New Geography*, <http://www.newgeography.com/content/005908-californias-dense-suburbs-and-urbanization>.

¹¹ All land is that is not urban is considered rural.

Urban areas draw employees from a labor market area larger than the area of continuous development. For example, INSEE, the census authority of France defines the Paris urban area ("unité urbaine") as 2,845 square kilometers and the Paris metropolitan area (aire urbaine) as 17,100 square kilometers, indicating that more than 80 percent of the land area is outside the Paris urban area (See: *The Evolving Urban Form: Paris*¹²). Similarly, in the United States, 52 metropolitan areas with more than 1,000,000 population in 2010 had only 19 percent of land in urban use, with the remainder of 81 percent being rural (See: *Rural Character in America's Metropolitan Areas*¹³).

Because of the fundamental differences between urban areas (or urban agglomerations) and metropolitan areas, population comparisons should be made only within the two categories, not between. To mix the two is akin to comparing "apples and oranges."

3.3: Metropolitan Area Densities are not Urban Densities

Metropolitan area densities can be calculated, but are not a representation of urban densities, because *all* metropolitan areas include suburban land, which is therefore not urban. Urban densities can be calculated only using urban populations and land areas, which necessarily exclude rural data. All metropolitan areas have rural areas and thus metropolitan density is not a genuine measure of urban density.

Moreover, comparing metropolitan areas is fraught with difficulty, because (1) there are no international standards for delineating metropolitan areas, rendering them non-comparable between nations and (2) geographical "building blocks" may be too large to reasonably estimate the geographical extent of metropolitan areas.

Even within nations, comparison of metropolitan area densities can be invalid. This is illustrated by metropolitan areas in the United States, where counties are used as the building blocks. The size of counties in the United States varies up to 1,500 times and, as a result, metropolitan densities are strongly influenced by the densities of the rural areas surrounding the built-up urban areas. The metropolitan area with the largest land area in the United States is Riverside-San Bernardino, at 27,300 square miles (71,000 square kilometers). This is nearly as large as Austria. Most of this area is well beyond commuting range, which means that Riverside-San Bernardino is much larger than its genuine labor or housing market. The situation is similar, but not as extreme in some other metropolitan areas of the United States. Metropolitan

Urban Areas & Metropolitan Areas: Contrast EXAMPLE: PARIS URBAN & METROPOLITAN AREA

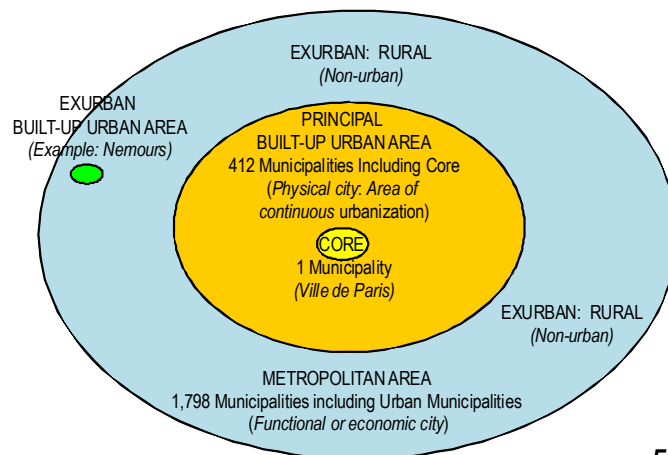


Figure 2

¹² Wendell Cox (2018), "The Evolving Urban Form: Paris," *The New Geography*, <http://www.newgeography.com/content/005912-the-evolving-urban-form-paris>.

¹³ Wendell Cox (2013), "Rural character in America's Metropolitan Areas," *The New Geography*, <http://www.newgeography.com/content/004088-rural-character-america-s-metropolitan-areas>.

area densities in the United States therefore cannot be compared with a reasonable level of precision as an indication of urban densities, even among themselves.

3.4: Urban Areas Contrasted with Municipalities (Cities or Communes)

An urban area is different from a municipality (also called a city, city proper, or a local government authority). Municipalities have political boundaries that usually constitute only a part of the urban area. For example, the city of Seoul represents less than one-half of the population (and a declining proportion) of the Seoul-Incheon urban area, which extends well beyond the municipality. On the other hand, a municipality may be considerably larger than an urban area and therefore contain considerable non-urban (or rural) territory. Zaragoza, Spain is an example. A large part of the municipality of Mumbai is rural, composed of the Rajiv Gandhi National Park and thus not included in the urban area.

The translated term "city" is generally used to denote sub-provincial (or in some cases provincial) government areas in China. These were formally referred to as "prefectures." Generally, they include rural areas and extend far beyond their built-up areas (such as Beijing, Tianjin, Wuhan and Guangzhou). The city of Chongqing, which has the largest population of any entity called a city (municipality) in the world and stretches far beyond any reasonable definition of a metropolitan area. Like the Riverside-San Bernardino metropolitan area, Chongqing covers a land area similar to that of Austria. Most of the municipality is well beyond the commuting range of the urban area.

The Chinese term "shi" is popularly translated as "city" in English. Chinese "shi" and equivalent terms are divisions of divisions of provinces or province equivalent. China is divided into more than 3,000 "shi," which are similar in number to the more than 3,000 counties of the United States. France has more than 30,000 communes, with most of their respective land areas typically being rural.

3.5: Urban Areas Contrasted with Adjacent Urban Areas

This report confines urban areas to a single metropolitan area (below) or labor market area. As a result, where urban areas have grown together but remain as (labor markets), they are considered "adjacent urban areas." Each component urban area is separately listed.

Examples of adjacent urban areas follow:

- The Pearl River Delta urban areas of Shenzhen, Dongguan, Zhongshan, Jiangmen, Huizhou, Zhuhai, Guangzhou and Foshan in China's Guangdong province are very close to one-another and in some cases the built-up urban areas are virtually adjacent. Yet, this is not considered a single urban area because there is not a single labor market. *Demographia World Urban Areas* considers Guangzhou and Foshan as a single urban area, because they have become more economically integrated than the other urban areas (such as by Metro system that serves both cities). Otherwise, each of the other urban areas in the Pearl River Delta economic region is considered to be separate. The Hong Kong and Macau urban areas are also adjacent to the adjacent urban areas of Guangdong (see "Adjacent International Urban areas," below). See:

Ultimate City: Guangdong-Hong Kong-Macau Greater Bay Area (with Photographic Tour).¹⁴ Plans call for significant transport improvements that could make all or part of this area a single labor market in the future.

- The Yangtze River Delta (broadly defined to include Hangzhou Bay) contains a number of nearby urban areas stretching from Zhoushan/Ningbo to Shanghai, and Nanjing. This includes the municipalities (prefectures) of Zhoushan, Ningbo, Shaoxing, Hangzhou, Jiaxing, Shanghai, Suzhou, Wuxi, Changzhou, Zhenjiang, Nanjing and other smaller urban areas. Adjacent urban areas in the Yangtze River Delta extend from Shanghai, through Suzhou and Wuxi to Changzhou. There are two other adjacent urban areas, Hangzhou and Shaoxing as well as Ningbo and Zhoushan. There is rural territory between Changzhou and Zhenjiang, Zhenjiang and Nanjing, Shanghai and Hangzhou as well as between Shaoxing and Ningbo. Plans call for significant transport improvements that could combine some of these adjacent urban areas into single urban areas in the future.
- The coast of Japan from Tokyo-Yokohama to Osaka-Kobe-Kyoto has nearly “grown together.” Yet, this ribbon of urbanization is far too large to be a single metropolitan area (labor market).
- The same applies to the Northeastern “megalopolis” of the United States. There is continuous development from the Philadelphia urban area, through the New York urban area, to the Hartford urban area. This continuous urbanization is considered as separate built-up urban areas because there are three labor markets (metropolitan areas).

International Urban Areas: Urban areas (and metropolitan areas) are confined to a single nation, unless there is virtual freedom of movement (principally labor) between the adjacent nations (or jurisdictions). Freedom of movement means that there are no customs or immigration facilities at borders, or that there are arrangements (such as readily available permits) for residents to live and/or work in any of the adjacent jurisdictions. Currently, this condition is met only between some continental nations of the European Union. For example, the Lille urban area is in both France and Belgium yet is considered a single urban area because there is freedom of labor movement without trade, immigration or customs barriers. Treaty provisions render Geneva (Switzerland)-Annemasse (France), Basel (Switzerland) along with suburban areas of France and Germany as a single built-up urban area. Similarly, Milan together with Chiasso in Switzerland is a single built-up urban area.

However, Detroit-Windsor El Paso-Ciudad Juarez and San Diego-Tijuana are not considered single urban areas because border controls restrict the free movement of labor. In China’s Pearl River Delta, the Macao and Hong Kong urban areas are considered separate from Guangdong urban areas due, at least partly, to the international-style border at the provincial border.

3.6: Combined Urban Areas

In the United States, single labor markets can be either metropolitan areas, or combined statistical areas (CSAs), which are, in effect, larger metropolitan areas or metropolitan regions, with somewhat less

¹⁴ Wendell Cox (2018), “Ultimate City: Guangdong-Hong Kong-Macau Greater Bay Area (with Photographic Tour),” *The New Geography*, <http://www.newgeography.com/content/006132-ultimate-city-guangdong-hong-kong-macao-greater-bay-area-with-photographic-tour>.

stringent economic interchanges (measured by employment commuting).¹⁵ Where continuous urban footprints exist within CSA. *Demographia World Urban Areas* combines them into a single built-up urban area. For example, the New York built-up urban area stretches from New York to other adjacent built-up urban areas, such as Bridgeport-Stamford, New Haven, Trenton and other metropolitan areas.

In addition, the US Census Bureau has retained some urban areas, despite their now continuous urbanization with other urban areas within the same metropolitan areas.¹⁶ *Demographia World Urban Areas* combines them into a single built-up urban area. Cleveland and Lorain, Ohio and Orlando and Kissimmee, Florida are examples of this (Table A-1).

In Canada, where the national census authority (Statistics Canada) defines metropolitan areas, the Toronto, Hamilton and Oshawa metropolitan areas are also considered a single labor market and are combined into a single combined urban area. While Canada does not designate combinations of metropolitan areas, Statistics Canada has indicated that if criteria similar to that of the United States were applied the Toronto, Hamilton and Oshawa metropolitan areas, they would constitute a combined metropolitan area.¹⁷

Other adjacent urban areas are combined in nations that do not report built-up urban area data. For example, Guangzhou and Foshan, and Tehran and Karaj are combined because of strong transport links that make commuting feasible.

4: DATA ISSUES

New census data and estimates as well as later satellite imagery has led to important revisions in recent editions of *Demographia World Urban Areas*:

- Statistical communiqués from many Chinese cities have shown population growth rates since 2010 that are far below earlier projections. This publication substitutes annual estimates based on the rate of growth of from the 2010 census to the latest available year, in larger urban areas where sufficient data is available. These estimates have been substituted in cases where there is a Basis Population Code of “L.” (See related article: *Beijing and Shanghai Limit Population Growth*¹⁸).
- Canada has revised its method for delineation of built-up urban areas (population centres) in the 2016 census. Urban areas are now comprised of qualifying small area “blocks,” rather than the former municipalities. Some municipalities included large tracts of rural land and this revision

¹⁵ Metropolitan areas require a 25 percent employment interchange between constituent counties (US metropolitan areas are no longer based on central municipalities, but now use “central counties”). Combined statistical areas require a 15 percent employment interchange between metropolitan areas.

¹⁶ United States Census Bureau (2011), “Urban Area Criteria for the 2010 Census,” *The Federal Register*, <https://www2.census.gov/geo/pdfs/reference/fedreg/fedregv76n164.pdf>.

¹⁷ Statistics Canada (2008), “Defining and Measuring Metropolitan Areas: A Comparison between Canada and the United States,” <http://www.statcan.gc.ca/pub/92f0138m/2008002/5002030-eng.htm>.

¹⁸ Wendell Cox, (2019), “Beijing and Shanghai Limit Population Growth,” *The New Geography*, <http://www.newgeography.com/content/006258-beijing-and-shanghai-limit-population-growth>.

removed these areas from the urban areas. As a result, urban area densities in Canada are higher and land areas smaller than previously reported.

- A new population estimate for Kinshasa has been developed, from 2014 data provided by the Institut National de la Statistique of the Democratic Republic of the Congo (DRC). The data was not sufficient, however, to develop revised estimates for other built-up urban areas in the DRC.

Table A-1 COMBINED URBAN AREAS Designated only in Nations Reporting Urban Agglomeration Data	
NATION	COMBINED URBAN AREA & Constituent Urban Areas
Canada	TORONTO, ON: Hamilton, Oshawa, Toronto
United States	ATLANTA, GA: Atlanta, Gainesville, Winder
United States	BOSTON-PROVIDENCE, MA-RI-NH-CT-ME: Barnstable Town (MA), Dover (NH-ME), Boston (MA-NH-RI), Leominster (MA), Manchester (NH) Nashua (NH-MA), New Bedford (MA), Portsmouth (NH-ME), Providence (RI-MA), Worcester (MA-CT)
United States	CHARLOTTE, NC-SC: Charlotte, Concord, Gastonia, Rock Hill (SC)
United States	CHICAGO, IL-IN-WI: Chicago, Kenosha (WI), Round Lake Beach
United States	CLEVELAND, OH: Cleveland, Akron, Lorain
United States	DALLAS-FORT WORTH, TX: Dallas-Fort Worth, Denton, McKinney
United States	DETROIT, MI: Detroit, Ann Arbor, South Lyon
United States	HOUSTON, TX: Houston, Conroe, Texas City
United States	KANSAS CITY, MO-KS: Kansas City, Lee's Summit
United States	LOS ANGELES, CA: Los Angeles, Riverside-San Bernardino, Mission Viejo
United States	NEW YORK, NY-NJ-CT-PA: Bridgeport (CT), Danbury (CT-NY), New Haven (CT), New York (NY-NJ-PA), Trenton (NJ), Twin Rivers (NJ), Waterbury, CT
United States	ORLANDO, FL: Orlando, Kissimmee, Poinciana
United States	PHILADELPHIA, PA-NJ-DE-MD: Philadelphia, Pottstown
United States	PHOENIX, AZ: Phoenix, Avondale, Buckeye
United States	RALEIGH, NC: Raleigh, Durham
United States	SALT LAKE CITY: Salt Lake City, Ogden, Provo
United States	SAN FRANCISCO-SAN JOSE, CA: San Francisco, Concord, Livermore, Napa, San Jose, Vallejo
United States	SEATTLE, WA: Seattle, Bremerton, Indianola, Marysville
United States	ST. LOUIS, MO-IL: St. Louis, Alton (IL-MO)
United States	WASHINGTON-BALTIMORE, DC-VA-MD: Washington, Baltimore, Waldorf (MD)

A combined urban area consists of adjacent urban areas that are located within the same labor market area (U.S. Combined Statistical Area) or equivalent).

- A new population census ends more than 30 years since the last in Myanmar. Built-up urban area estimates have been updated using this information.
- The lower range population estimates for the Lagos built up urban area have been largely confirmed by the *Africapolis* project (see Geographical Notes,

World Population Distribution: 2019
URBAN (BY POPULATION) & RURAL

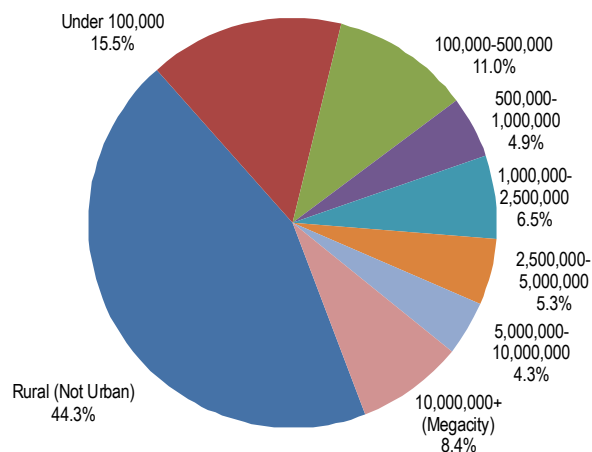


Figure 3

below). There has been considerable controversy about the population of Lagos for years and local governments had claimed the census of Nigeria had severely under-counted its population. The new information is generally consistent with the Nigerian federal government population data.

5. HIGHLIGHTS

In recent years, the world has become more than one-half urban for the first time in history (56.2 percent in 2020). Yet, it would be a mistake to believe that the world's urban residents live in settings similar to 5th Avenue in New York or within the fourth ring road of Beijing or in inner Paris, or for that matter in large urban areas. Nearly all of the world's large urban areas have extensive suburbs of much lower density outside the historic cores that are characterized by higher densities. Some post-automobile urban areas have little or no high-density urban core.

Distribution of World Population: Approximately 70 percent of the world's population live in urban areas with fewer than 500,000 residents¹⁹ or in rural areas in 2019 (See: *What is a Half-Urban World?*²⁰). Approximately 30 percent lives in urban areas with 500,000 or more population.²¹ Only 13 percent of the world's population lives in the urban areas of 5 million or more, approximately. China has more than 15 urban agglomerations of this size, the United States more than 10 and India 9 (Figure 1).

Distribution of Large Urban Population by Urban Density: More than one-half of the 500,000+ urban area population lived in built-up urban areas with between 4,000 and 10,000 persons per square kilometer (approximately 10,000 to 25,000 persons per square mile) in 2019. About 27 percent lived in urban areas with lower densities and 21 percent in higher density urban areas (Figure 2). Nearly one-half of the urban areas have densities between 4,000 and 10,000 per square kilometer and nearly one-quarter have densities of from 2,000 to 4,000 per square kilometer (Figure 3).

Distribution of World Population by Continent: More than one-half of the population of large built-up urban areas (500,000 and over) are in Asia (Figure \$\$\$4). The Asian urban areas comprised 58 percent of the world's large urban area population in 2019.

Megacities: There are 35 megacities in the world (urban areas over 10 million population), revised as a result

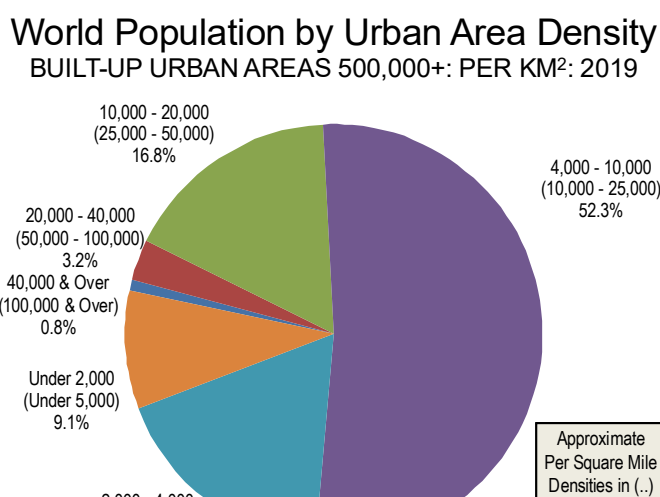


Figure 4

¹⁹ The of urban areas under 500,000 is estimated by applying ratios from, *Making Room for a Planet of Cities* (Shlomo Angel, with Jason Parent, Daniel L. Civco, and Alejandro M. Blei) to the Demographia data.

²⁰ Wendell Cox (2012), "What is a Half-Urban World," *The New Geography*, <http://www.newgeography.com/content/003249-what-a-half-urban-world>.

²¹ Caution is recommended in comparing population categories with previous years. Because urban areas shift (generally upward) in population categories, the urban area components of each population category have changed. The of urban areas under 100,000 is estimated by applying ratios from, *Making Room for a Planet of Cities*.

of the new population estimation methodology from last year's 38 (Figure 5). A total of 88 urban areas have 5,000,000 or more population, up from 86 last year (Table 2).

Median Resident Analysis

Indicators of the “median resident” (middle resident) for the current year are provided as follows:

- The median world resident lived in an urban area of 625,000 residents in 2019 (including all urban and rural residents). This is the estimated population of urban areas such as Wrocław, Poland; Suez, Egypt; Siping (Jilin), China; Kolhapur (Maharashtra), India; Albany (New York), US; and Mar del Plata, Argentina.
- The median resident of urban areas with 500,000+ population lived in an urban area with an average density of approximately 5,600 per square kilometer (approximately 14,500 per square mile). This is similar to the estimated population density urban areas such as London, Chongqing, Santiago, Chile; Khartoum and Morelia (Mexico).
- The median resident of urban areas with 500,000+ population lived in an urban area covering approximately 1,150 square kilometers (440 square miles). Urban areas such as Bangalore (Karnataka), India; Xi'an (Shaanxi), China; Baku, Azerbaijan; and Rome have similar densities.

6. GEOGRAPHICAL NOTES

Pakistan: The new 2017 census data has now been reported for Pakistan. This is the first complete census since 1998. *Demographia* had reported concerns about the reliability of population estimates in Pakistan. These concerns no longer exist.

West Africa: *Demographia World Urban Areas* uses base population data (2010) from *Africapolis*, where available (West Africa).²² *Africapolis* uses various techniques, including an analysis of satellite photographs to develop population estimates for built-up urban areas in West Africa. Moreover, the urban area definition used by *Africapolis* is consistent with the general approach by Western European governments that define built-up urban areas. The *Africapolis* data is particularly useful in West Africa, where most national statistical authorities (like those of most

Built-Up Urban Area Population: 2019
BY CONTINENT: 500,000 POPULATION & OVER

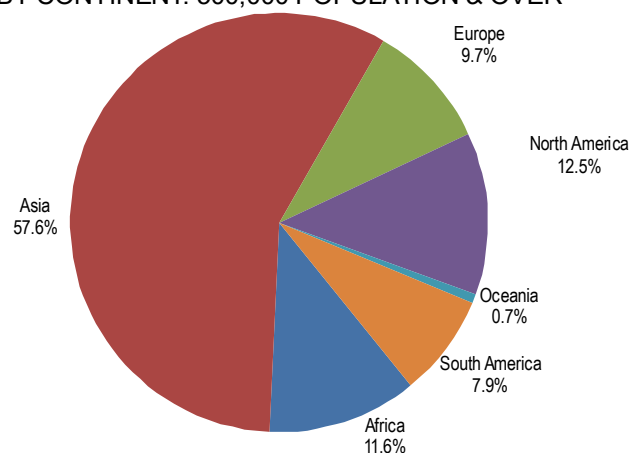


Figure 5

²² Agence Française de Développement, *Africapolis Urbanization Trends: 1950-2020: A Geo-statistical Approach West Africa*, http://www.afd.fr/webdav/site/afd/shared/PUBLICATIONS/THEMATIQUES/autres-publications/BT/Africapolis_Final-Report_EN.pdf.

nations) do not report urban agglomeration data.

Nigeria: Unlike other nations of West Africa, there have been strong criticisms of the Nigerian census for decades, which makes the *Africapolis* built-up urban area data particularly important in Nigeria. For example, the most recent federal census (2006) been severely criticized by local officials in Lagos state as having missed many people. The census indicated that Lagos metropolitan area population was approximately 9 million. By comparison, a local census conducted at about the same time indicated a population of 17.5 million. Authoritative neutral analysis generally finds lower population levels, more consistent with data from the federal census.²³ The detailed analysis by *Africapolis* is believed to be the most accurate population estimates for the urban areas of Nigeria.

Democratic Republic of the Congo: The government recently published provincial population estimates, which made it possible to produce a far more reliable estimate for the Kinshasa urban area, which constitutes nearly all of the population of Kinshasa province. Population estimates for other urban areas may be less reliable.

Specific Built-Up Urban Areas

Table A-2 below notes identify *some* additional components of urban areas that (1) might be thought to be separate urban areas, or (2) may be classified separate by statistical agencies or are (3) listed to indicate to better describe the geography of an urban area. Urban areas include many more components that are not indicated in Table.A-2.

Table A-2	
Specific Urban Areas: Notes	
Built-up Urban Area or Geography	Notes (See end of the table)
Aachen, Germany	Extends into the Netherlands; Includes Heerlen, Netherlands.
Abuja, Nigeria	Includes Kwamba
Akron, OH urban area, USA	Included in Cleveland
Alton, IL-MO urban area, USA	Included in St. Louis
Amersfoort, Netherlands	Included in Utrecht.
Amman, Jordan	Includes Az-Zarqa.
Amsterdam, Netherlands	Includes Haarlem
Ann Arbor, MI urban area, USA	Included in Detroit
Ansan, Korea	Included in Seoul-Incheon.
Atlanta, GA urban area, USA	Combined urban area. Includes Gainesville & Winder urban areas
Avondale, AZ urban area, USA	Included in Phoenix.
Bahadurgarh, Haryana, India	Included in Delhi.
Barnstable Town, MA urban area USA	Included in Boston-Providence
Basel, Switzerland	Extends into France and Germany
Bataysk, Russia	Included in Rostov.

²³ Adewale Maja-Pearce and Eleanor Whitehead (2014 , “Factsheet: Nigeria’s Population Figures,” Africa Check: Sorting Fact from Fiction, <https://africacheck.org/factsheets/factsheet-nigerias-population-figures/>

Table A-2 Specific Urban Areas: Notes	
Bhiwandi, Maharashtra, India	Included in Mumbai (beginning in 2016).
Bogor, Indonesia	Included in Jakarta
Boston-Providence, MA-RI-NH-CT-ME urban area, USA	Combined urban area. Includes Barnstable Town (MA), Dover (NH-ME), Boston (MA-NH-RI), Leominster (MA), Manchester (NH) Nashua (NH-MA), New Bedford (MA), Portsmouth (NH-ME), & Providence (RI-MA), Worcester (MA-CT) urban areas.
Brasilia, Brazil	Includes Luziana and Gama (GO)
Bremerton, WA urban area, USA	Included in Seattle
Bridgeport, CT, USA	Included in New York.
Buckeye, AZ urban area, USA	Included in Phoenix.
Chanan (Shantou), GD, China	Included in Chaoyang
Changtai, FJ China	Included in Zhangzhou
Chaoyang (Shantou), GD, China	Includes Chaonan
Charlotte, NC-SC	Combined urban area. Includes Charlotte (NC), Concord (NC), Gastonia (NC), Rock Hill (SC)
Chiasso, Switzerland	Included in Milan, Italy (single labor market)
Chicago, IL-IN-WI urban area, USA	Combined urban area. Includes Chicago, Kenosha and Round Lake Beach urban areas
Choloma, Honduras	Included in San Pedro Sula
Chungli, China: Taiwan	Included in Taipei.
Chuzhou, AN China	Includes Quanjiao
Ciudad Juarez, Mexico urban area	<i>Not combined with El Paso: (International Border Controls: Not a labor market)</i>
Cleveland, OH, USA	Combined urban area. Includes Cleveland, Akron, Lorain
Concord, CA urban area, USA	Included in San Francisco-San Jose
Concord, NC urban area, USA	Included in Charlotte
Conroe, TX urban area, USA	Included in Houston.
Dallas-Fort Worth, TX urban area, USA	Combined urban area. Includes Denton and McKinney urban areas
Danbury, CT urban area, USA	Included in New York.
Darwin, NT, Australia	Includes Palmerston.
Dashiqiao, LN China	Included in Yingkou
Daye, HUB, China	Included in Huangshui
Delhi, NCT, HA, UP, India	Includes Faridabad, Ghaziabad, Noida, Gurgaon and Bahadurgarh urban areas and New Delhi.
Denton, TX, USA	Included in Dallas-Fort Worth
Detroit, MI, USA	<i>Not combined with Windsor: (International Border Controls: Not a labor market)</i> , Combined urban area. Includes Detroit, Ann Arbor & South Lyon
Dhaka, Bangladesh	Nayaranganj included.
Dongguan, Guangdong, China	2010 census population was well below previous local estimates
Dongyang, ZJ, China	Included in Yiwu (Jinhua)

Table A-2 Specific Urban Areas: Notes	
Dover, NH-ME urban area, USA	Included in Boston-Providence
Dubai, UAE	Includes Sharja
Durham, NC urban area, USA	Included in Raleigh
Ejin Horo, NM, China	Includes Kangbashi
El Pasa, TX urban area, USA	<i>Not combined with Ciudad Juarez: (International Border Controls: Not a labor market)</i>
Ezhou, Hubei, China	Includes Huangzhou (Huanggang).
Faridabad, Haryana, India	Included in Delhi.
Foshan, Guangdong, China	Included in Guangzhou-Foshan
Francisco Morato, Sao Paulo, Brazil	Included in Sao Paulo
Fukuoka, Fukuoka, Japan	Shown as a separate urban area. Some sources combine Fukuoka with Kitakyushu (such as the United Nations).
Fushun, LN China	Included in Shenyang
Gainesville, GA urban area, USA	Included in Atlanta
Gama, GO Brazil	Included in Brasilia
Ganzhou, JX, China	Includes Nankang
Gaogang, Jiangsu, China	Included in Taizhou
Gastonia, NC urban area, USA	Included in Charlotte
Geneva, Switzerland	Extends into France
Gezbe, Turkey	Included in Istanbul
Ghaziabad, Uttar Pradesh, India	Included in Delhi.
Gongjing, SC, China	See Zigong
Guangzhou-Foshan, Guangdong, China	Includes Foshan
Gujranwali, Pakistan	Includes Kamoki
Gurgaon, Haryana, India	Included in Delhi.
Haarlem, Netherlands	Included in Amsterdam.
Hague, Netherlands	Included in Rotterdam-Hague
Hamilton, ON urban area, Canada	Included in Toronto.
Hebi, Henan, China	Includes Qi
Heerlen, Netherlands	Included in Aachen, Germany.
Helan, NX China	Included in Yinchuan
Himeji, Hyogo, Japan	Included in Osaka-Kobe-Kyoto.
Hitachi, Japan	Included in Mito.
Hong Kong, China	<i>Not combined with Shenzhen: (Border Controls: Not a labor market)</i>
Houston, TX urban area, USA	Combined urban area. Includes Conroe & Texas City
Huangmei (Huanggang), HUB	Included in Jiujiang, JX.
Huangshui, HUB	Includes Daye (county level city)
Huangzhou (Huanggang), Hubei, China	Included in Ezhou.
Hubli, West Bengal, India	Does not include Dharwad.

**Table A-2
Specific Urban Areas: Notes**

Huiyang qu (Huizhou), Guangdong, China	Included in Shenzhen.
Huizhou, Guangdong, China	Huicheng qu only
Ikorodo, Nigeria	Included in Lagos
Incheon, South Korea	Included in Seoul-Incheon,
Indianola WA urban area, USA	Included in Seattle
Istanbul, Turkey	Includes Gezbe
Jakarta, Indonesia	Higher estimate than other sources (such as the United Nations), which are largely limited to DKI Jakarta. Continuous urbanization extends into Tangerang, South Tanerang, Borgor, Bekasi and Karawang.
Jianbizhen (qu), China	Included in Zhenjiang, JS
Jiangyin (Wuxi), GD, China	Included in Zhangjiaggang (Suzhou) JS
Jianshan, HL China	Included in Shuangyashan
Jinjiang, Fuzhou, China	Included in Quanzhou.
Jiujiang, JX, China	Includes Huangmei (Huanggang), HUB.
Jixian, HL China	Included in Shuangyashan
Kalyan, Maharashtra, India	Included in Mumbai (beginning in 2016).
Kamoki, Pakistan	Included in Gujranwali
Kangbashi (Ordos), NM, China	Includes Ejina Horo
Kashi, XJ, China	Includes Shule
Kansas City, MO-KS, USA	Combined urban area. Includes Kansas City (MO) & Lee's Summit (MO-KS)
Karaj, Iran	Included in Tehran.
Karawang, Indonesia	Included in Jakarta
Kenosha, WI, USA	Included in Chicago.
Kissimmee, FL urban area, USA	Included in Orlando.
Kitakyushu, Fukuoka, Japan	Shown as a separate urban area. Some sources combine Kitakyushu with Fukuoka (such as the United Nations), which is not a part of the continuous urbanization of Kitakyushu.
Kuala Lumpur, Malaysia	The population is higher other agglomeration estimates (such as the United Nations), which does not include all of the continuously developed urban area. Includes Port Klang.
Kulim, Malaysia	Included in Penang
Kwamba, Nigeria	Included in Abuja
Lagos, Nigeria	Includes Ikorodo & Loburo
Lagos, Nigeria	Demographia uses the Africapolis estimate as the base. See discussion above on Nigeria.
Lee's Summit, MO urban area, USA	Included in Kansas City
Leiden, Netherlands	Included in Rotterdam-Hague
Leon, Mexico	Includes Silao

**Table A-2
Specific Urban Areas: Notes**

Leonminster, MA urban area USA	Included in Boston-Providence
Lille, France	Extends into Belgium (single labor market)
Livermore, CA urban area, USA	Included in San Francisco-San Jose
Loburo, Nigeria	Included in Lagos
Lorain, OH urban area, USA	Included in Cleveland
Los Angeles, CA urban area, USA	Combined urban area. Includes Riverside-San Bernardino and Mission Viejo urban areas
Luziana, GO Brazil	Included in Brasilia
Manchester, VT urban area, USA	Included in Boston-Providence
Manila, Philippines	Higher than other estimates, which are largely limited to the National Capital Region. Continuous urbanization extends into Cavite, Laguna, Bulacan and Rizal.
Maputo, Monzambique	Includes Matola.
Marseille, France	Demographia land area estimate used, because INSEE definition includes a large rural component.
Marysville, WA urban area, USA	Included in Seattle
McKinney, TX, USA	Included in Dallas-Fort Worth.
Mersin, Turkey	Includes Tarsus
Miami, FL, USA	Includes the former urban areas of Fort Lauderdale and West Palm Beach, which have been incorporated by the US Census Bureau.
Milan, Italy	The population is higher other agglomeration estimates (such as the United Nations), which does not include all of the continuously developed urban area, which stretches well into Como, Lecco and Varese provinces. Extends into Switzerland (single labor market). includes Chiasso, Switzerland.
Mission Viejo urban area, CA, USA	Included in Los Angeles.
Mito, Japan	Includes Hitachi
Moscow, Russia	Demographia is indebted to Richard Forstall, who has provided local authority area population data for portions of Moscow Oblast within the Moscow urban areas. Other estimates (such as the United Nations estimate) largely limited to the municipality of Moscow,
Mumbai, Maharashtra, India	Includes Kalyan, and the Panvel urban area. As of 2016, also includes the Census of India urban areas of Bhiwandi, Kalyan, Vasai-Virar beginning in 2016.
Nankang, JX, China	Included in Ganzhou
Napa, CA urban area, USA	Included in San Francisco-San Jose
Nara, Nara, Japan	Included in Osaka-Kobe-Kyoto.
Nashua, NH urban area, USA	Included in Boston-Providence
Navi Mumbai, Maharashtra, India	Included in Mumbai.
Nayaranganj, Bangladesh	Included in Dhaka.
New Bedford, MA urban area USA	Included in Boston-Providence

**Table A-2
Specific Urban Areas: Notes**

New Delhi, NCT, India	Included in Delhi
New Haven, CT urban area, USA	Included in New York
New York, NY-NJ-CT urban area, USA	Combined urban area. Includes Bridgeport, New Haven, Trenton, Danbury, Waterbury and Twin Rivers urban areas
Noida, Uttar Pradesh, India	Included in Delhi.
Ogden UT urban area, USA	Included in Salt Lake City
Ordos, NM, China	See (1) Dongsheng or (2) Kangbashi
Orlando, FL urban area, USA	Combined urban area. Includes Kissimmee & Poinciana
Osaka-Kobe-Kyoto, Japan	Portions of the prefectures of Osaka, Kobe, Kyoto and Nara area included. Includes Himeji. United Nations estimates separate Osaka-Kobe and Kyoto and exclude both Nara and Himeji.
Oshawa, ON urban area, Canada	Included in Toronto.
Palmerston., NT, Australia	Included in Darwin
Panvel, Maharashtra, India	Included in Mumbai.
Penang, Malaysia	Includes Kulim
Philadelphia, PA-NJ-DE-MD, USA	Combined urban area. Includes Philadelphia (PA-NJ-DE-MD) & Pottstown, PA
Phoenix, AZ area, USA	Combined urban area. Includes Avondale and Buckeye urban areas
Pinglu (Yuncheng) SAX China	Included in Sanmenxia
Poinciana, FL urban area, USA	Included in Orlando
Port Klang, Malaysia	Included in Kuala Lumpur.
Portsmouth, NH-ME urban area, USA	Included in Boston-Providence
Pottstown PA urban area, USA	Included in Philadelphia
Providence, RI-MA urban area, USA	Included in Boston-Providence
Provo, UT urban area, USA	Included in Salt Lake City
Qi, Henan, China	Included in Hebi
Quanjiao, AN China	Included in Chuzhou
Quanzhou, Fuzhou, China	Includes Shishi and Jinjiang
Qujing, YN China	Includes Zanyi
Raleigh, NC urban area, USA	Combined urban area. Includes Durham urban area.
Riverside-San Bernardino, CA urban area, USA	Included in Los Angeles.
Rock Hill, SC urban area, USA	Included in Charlotte
Rostov, Russia	Includes Bataysk.
Rotterdam-Hague, Netherlands	Includes Leiden
Round Lake Beach, IL, USA	Included in Chicago.
Saarbrücken, Germany	Extends into France
Salt Lake City, UT	Combined urban area. Includes Ogden & Provo urban areas
Salzburg, Austria	Extends into Germany (single labor market)
San Diego, CA urban area, USA	<i>Not combined with Tijuana: (International Border Controls: Not a</i>

**Table A-2
Specific Urban Areas: Notes**

	<i>labor market)</i>
San Francisco-San Jose, CA urban area, USA	Combined urban area. Includes San Jose, Concord, Livermore, Napa and Vallejo urban areas.
San Jose, CA urban area, USA	Included in San Francisco-San Jose
San Pedro Sula, Honduras	Includes Choloma.
Sanmenxia, HEN China	Includes Pinglu (SAX)
Sao Paulo, Sao Paulo, Brazil	Includes Francisco Morato.
Seattle, WA urban area, USA	Combined urban area. Includes Bremerton, Indianola & Marysville.
Seoul-Incheon, Korea	Includes Suweon and Ansan.
Shanghai, China	Includes Taicang
Sharja, UAE	Included in Dubai.
Shenyang, LN China	Includes Fushun
Shenzhen, GD, China'	<i>Not combined with Hong Kong: (Border Controls: Not a labor market)</i>
Shenzhen, Guangdong, China	Includes Huiyang qu (part of Huizhou shi). 2010 census population was well below previous local estimates.
Shijiazhuang, HEB, China	Includes Zhengding
Shishi (shi), Fuzhou, China	Included in Quanzhou.
Shuangyashan, HL China	Includes Jianshan & Jixian
Shule, XJ, China	Included in Kashi
Silao, Mexico	Included in Leon
South Lyon, MI urban area, USA	Included in Detroit
St. Louis, MO-IL, USA	Combined urban area. Includes St. Louis (MO-IL) & Alton (IL-MO)
Strausbourg, France	Extends into Germany (single labor market)
Stuttgart, Germany	Lower estimate than some other sources (such as the Millennium City database)
Suweon, Korea	Included in Seoul-Incheon.
Taicang, China	Included in Shanghai.
Taipei, China: Taiwan	The population is higher than other estimates (such as the United Nations), which do not include all population within the continuously developed urban area (especially in Taipei County). Includes continuous urbanization in New Taipei and Taoyuan.
Taiyuan, Shanxi, China	Includes Yuci qu (Jinzhong).
Taizhou, Jiangsu, China	Includes Gaogang
Taoyuan, China: Taiwan	Included in Taipei.
Tarsus, Turkey	Included in Mersin
Tehran, Iran	Includes Karaj.
Texas City, TX urban area, USA	Included in Houston
Tijuana, Mexico urban area	<i>Not combined with San Diego: (International Border Controls: Not a labor market)</i>
Tokyo-Yokohama, Japan	Includes large areas Tokyo, Kanagawa, Chiba and Saitama prefectures and smaller areas of Gunma, Tochigi and Ibaraki

**Table A-2
Specific Urban Areas: Notes**

	prefectures.
Toronto, ON urban area, Canada	Combined urban area, Includes Hamilton and Oshawa
Trenton, NJ urban area, USA	Included in New York.
Twin Rivers, NJ urban area, USA	Included in New York.
Utrecht, Netherlands	Includes Amersfoort.
Utsonomiya, Japan	Included in Tokyo-Yokohama
Vallejo, CA urban area, USA	Included in San Francisco-San Jose
Vasai-Virar, Maharashtra	Included in Mumbai (beginning in 2016).
Weinan, Shaanxi, China	Includes Xinfencun
Wenzhou, ZJ China	Includes Yueqing
Windsor, ON urban area, Canada	<i>Not combined with Detroit: (International Border Controls: Not a labor market)</i>
Worcester, MA urban area, USA	Included in Boston-Providence
Xi'an, Shaanxi, China	Includes Xiangyang.
Xiangyang, Shaanxi, China	Included in Xi'an.
Xicheng, Ningxia, China	Included in Yinchuan.
Xinfencun, Shaanxi, Chia	Included in Weinan
Yanzhou, Jiangsu, China	Includes Jiangdu shi.
Yinchuan, Ningxia, China	Includes Henan, Xicheng and Yongning.
Yingkou, LN China	Includes Dashiqiao
Yiwu (Jinhua), ZJ China	Includes Dongyang.
Yongning, NX China	Included in Yinchuan
Yuciqu (Jinzhong), Shanxi, China	Included in Taiyuan.
Yueqing, ZJ China	Included in Wenzhou
Zanyi, YN China	Included in Qujing
Zhangjiaggang (Suzhou) JS China	Includes Jianyin
Zhangzhou, FJ China	Includes Changtai
Zhengding, HEB, China	Included in Shijiazhuang
Zhenjiang, Jiangsu, China	Includes Jianbizhen qu.
Zigong, SC, China	Also known as Gongjing
<i>Note: Notes indicating inclusion ("includes" or "included in") are for geographical illustration only and are not intended to be a comprehensive description of urban area components. All components (urban areas) of "Combined urban areas" are indicated.</i>	

7. METHODOLOGY

The current year population estimate is modeled from the base year population, adjusted by population projections between the base year and the current year. Most population projections are from the United Nations. The base year and population is indicated for each urban area in Table 5.

National census authority population land area data is used where it is reported for urban areas and generally consistent with international practice, (Section 4: Built-Up Urban Areas: Definitional Issues, above). For other urban areas, Demographia uses mapping software to estimate continuous urbanization.

Demographia uses small area population data, where available, to match population estimates to urban land area.

7.1: Sources for Base Population & Land Area Estimates

Basis codes indicate the source of population and land area estimates, as is indicated in Table A-3.

Presentation of Basis Codes in Tables: The Basis codes are listed in the “Pop:Area Basis” column following this form: “C:B”, where “C” indicates the source from which the base population was estimated and “B” indicates the source of the land area estimate. In this example, the population base is estimated by Demographia and the land area data is estimated by Demographia.

7.2: Reliability

The most reliable bases (sources) are as follows:

- National census authorities, where representative agglomeration data is available (such as in the United States, the United Kingdom, Canada, France, Sweden, Norway, India and Australia).
- EU GHSL Dataset: GHS_POP_E2015_GLOBE_R2019A_54009_250_V1_0.
- Africapolis population and land area estimates (Basis code W), which replicate the results that would likely be obtained if census authorities in West Africa reported built-up urban area data.
- Demographia population estimates.

Table A-3 Basis Codes: Population and Land Area (2020 and later editions)	
Code	Basis of Land Area or Base Year Population Estimate
A	Based on National census authority built-up urban area data (land area or population).
B	<i>Demographia</i> land area estimate based upon map or satellite photograph analysis.
C	<i>Demographia</i> population from lower order jurisdictions, with downward adjustment for rural population.
D	Based on United Nations agglomeration estimate.
G	EU GHSL Dataset: GHS_POP_E2015_GLOBE_R2019A_54009_250_V1_0
F	Other population estimate or other <i>Demographia</i> population estimate..
L	Same as category “C”, based on a local government population estimate.
W	Based on <i>Africapolis</i> population estimate

7.3: Urban Density Calculations

Demographia World Urban Areas provides average urban population density data.

It is not possible to precisely coordinate the dates of current population estimates with land area estimates, except in cases where the built-up urban area population and land area are provided by national statistical

authorities (Basis Code A:A). However, *Demographia* attempts to best match population estimates within the urban areas with their geographical footprint as indicated in Tables 2 through 5.

- Where national census authorities report both built-up urban area population and land area in a manner generally consistent with international practice, the density calculation uses the base year population (in Table 5) divided by the land area. As a result, the density estimate is for the *base year*, not the current year.
- In all other cases, the density calculation is the latest population estimate divided by the latest land area estimate.

Urban population densities should be considered reasonable approximations.

8. CAUTION: TREND ANALYSIS

Demographia World Urban Areas is a continuing project and attempts to provide “state of the art” data. Revisions are made as more accurate satellite photographs and population estimates become available. As a result, *Demographia World Urban Areas* is not intended for trend analysis.

Year-to-year changes indicated in population and land area may merely reflect better data that was not available before and may not, therefore indicate a trend. Moreover, the current year population estimates are a projection from a base year. Changes in population projection rates can result in substantial current year population estimates that may or may not reflect actual changes in population. Further, population and land area base data is updated as new data is obtained.

9. DEMOGRAPHIA WORLD URBAN AREAS: BACKGROUND

Demographia World Urban Areas is in its 15th year of publication. It was established for the purpose of bringing consistency to the subject of urban density, in hopes of replacing anecdotal comparisons between cities that are often grossly invalid. The built-up urban area is the only level at which there is sufficient data to estimate the densities of the urban organism at anything approximating international standards. Even with this data, the science of urban area density is in its infancy.

Demographia World Urban Areas was the first source to identify the under-estimation of population in some of the world’s largest urban areas. For example, *Demographia’s* early estimates of the Jakarta, Delhi, Manila and Kuala Lumpur urban area populations were far higher than reported by others at the time. Other sources have since revised their estimates upward.

The earlier, lower estimates by other sources were, in actuality, municipal estimates that did not sufficiently take into consideration the spread of urbanization beyond the core city limits or other geographical limits. *Demographia’s* larger population estimates were the result of actual satellite map examination of the urban form. Similarly, in many cases, *Demographia’s* estimates have been lower than reported elsewhere for the same reason --- some other urban area estimates have included rural areas, which, by definition, are not urban.

10. COVER ILLUSTRATION: ZHUJIANG NEW TOWN, GUANGZHOU

Zhujiang New Town is new central business district of Guangzhou. It is located to the east of the older center, and spans the Zhujiang (Pearl River). The view is to the north, toward the CITIC Plaza (middle, in the distance). The Canton Tower, the second tallest free standing tower in the world, is just across the river, to the south. The 111 floor CTF Finance Centre is to the right, the 8th tallest building in the world, and opened in 2016. The 103 story Guangzhou International Finance Centre is to the left, the 26th tallest building in the world. When the 80 story CITIC Plaza opened in 1997, it was the 7th tallest building in the world. See: *Ultimate City: Guangdong-Hong Kong-Macao Greater Bay Area* at <https://www.newgeography.com/content/006132-ultimate-city-guangdong-hong-kong-macao-greater-bay-area-with-photographic-tour>. Photograph by author.

11. COMMENTS AND SUGGESTIONS

Demographia wishes to produce the most accurate possible estimates. This edition incorporates changes from suggestions that were deemed to be appropriate. Comments, suggestions, criticism and data are welcomed.

DEMOGRAPHIA

demographia@gmx.com

[Demographia](#)

PO Box 841

Belleville, Illinois 62222 USA

(St. Louis, Missouri-Illinois Urban Area, USA)

+1.618.632.8507

Permission granted to quote or copy with attribution

Table 1
WORLD SUMMARY: BUILT-UP URBAN AREAS 500,000 & OVER: 2019

Urban Areas 500,000 & Over Population

GEOGRAPHY	Cases	Population	Average Density: Square Mile	Average Density: Square Kilometer	% of Urban Areas	% of Population
WORLD	1,056	2,250,704,000	10,700	4,100	100.0%	100.0%
AFRICA	126	279,138,000	18,000	6,900	11.9%	12.4%
Angola	4	10,643,000	18,700	7,200	0.4%	0.5%
Congo (Dem. Rep)*	13	28,806,000	45,500	17,600	1.2%	1.3%
Morocco	8	11,014,000	23,500	9,100	0.8%	0.5%
Nigeria*	24	53,903,000	15,200	5,900	2.3%	2.4%
South Africa	8	23,643,000	9,000	3,500	0.8%	1.1%
Africa: Other	69	151,129,000	19,600	7,600	6.5%	6.7%
ASIA	571	1,270,805,000	15,500	6,000	54.1%	56.5%
Bangladesh	6	23,550,000	62,600	24,200	0.6%	1.0%
China	248	445,191,000	11,800	4,600	23.5%	19.8%
India	108	256,537,000	29,600	11,400	10.2%	11.4%
Indonesia	24	73,747,000	22,800	8,800	2.3%	3.3%
Iran	16	30,273,000	19,200	7,400	1.5%	1.3%
Iraq	10	13,471,000	24,400	9,400	0.9%	0.6%
Japan	21	79,385,000	10,300	4,000	2.0%	3.5%
Korea	11	34,633,000	20,100	7,800	1.0%	1.5%
Malaysia	6	13,776,000	8,800	3,400	0.6%	0.6%
Pakistan*	14	48,443,000	29,800	11,500	1.3%	2.2%
Phillipines	9	30,411,000	28,300	10,900	0.9%	1.4%
Saudi Arabia	10	20,665,000	8,100	3,100	0.9%	0.9%
Turkey	16	34,370,000	19,200	7,400	1.5%	1.5%
Asia Other	72	166,353,000	14,200	5,500	6.8%	7.4%
EUROPE	151	216,655,000	8,100	3,000	14.3%	9.6%
EU15-France	11	19,937,000	7,000	2,100	1.0%	0.9%
EU15-Germany	16	24,936,000	6,800	2,600	1.5%	1.1%
EU15-Italy	11	18,040,000	8,100	3,100	1.0%	0.8%
EU15-Spain	11	17,561,000	11,100	4,300	1.0%	0.8%
EU15-United Kingdom	14	26,014,000	12,800	4,900	1.3%	1.2%
EU15-Other	16	24,111,000	7,400	2,800	1.5%	1.1%
EU-Enlargement: Poland	7	7,101,000	8,000	3,100	0.7%	0.3%
EU Enlargement: Other	7	8,177,000	8,200	3,200	0.7%	0.4%
TOTAL EUROPEAN UNION	93	145,877,000	7,400	2,800	8.8%	6.5%
Ukraine	8	9,374,000	6,700	2,600	0.8%	0.4%
Russia	41	53,529,000	7,500	2,900	3.9%	2.4%
Europe Other	9	7,875,000	10,400	3,900	0.9%	0.3%
NORTH AMERICA	127	287,108,000	4,100	1,600	12.0%	12.8%
Canada	9	18,373,000	6,500	2,600	0.9%	0.8%
Mexico	30	59,394,000	14,400	5,500	2.8%	2.6%
United States	74	186,038,000	3,100	1,200	7.0%	8.3%
North America Other	14	23,303,000	10,800	4,200	1.3%	1.0%
OCEANIA	7	16,458,000	4,200	1,500	0.7%	0.7%
Australia	6	15,125,000	4,100	1,500	0.6%	0.7%
Oceania Other (Only New Zealand)	1	1,333,000	6,600	2,500	0.1%	0.1%
SOUTH AMERICA	74	180,540,000	14,500	5,600	7.0%	8.0%
Argentina	8	22,739,000	11,800	4,600	0.8%	1.0%
Brazil	36	89,701,000	12,900	5,000	3.4%	4.0%
Colombia	9	21,499,000	36,000	13,900	0.9%	1.0%
Venezuela	7	10,909,000	15,200	5,900	0.7%	0.5%
South America Other	14	35,692,000	15,500	6,000	1.3%	1.6%

* Estimates in these geographies may be unreliable due to long census interval or census result disputes. See the Introduction

<http://www.demographia.com/db-worldua.pdf>

Copyright notice on "Contents" page

Table 2
LARGEST BUILT-UP URBAN AREAS IN THE WORLD: 2020

Urban Areas 500,000 & Over Population

Rank	Geography	Urban Area	Population Estimate	Built-Up Land Area		Urban Population Density		Basis:Pop: Area
				Square Miles	Square Kilometers	Per Square Mile	Per Square Kilometer	
1	Japan	Tokyo-Yokohama	37,977,000	3,178	8,230	11,951	4,614	GJB
2	Indonesia	Jakarta	34,540,000	1,367	3,540	25,274	9,758	GJB
3	India	Delhi, DL-UP-HR	29,617,000	862	2,232	34,366	13,269	GJB
4	India	Mumbai, MH	23,355,000	364	944	64,077	24,740	GJB
5	Philippines	Manila	23,088,000	723	1,873	31,927	12,327	GJB
6	China	Shanghai, SHG-JS-ZJ	22,120,000	1,571	4,068	14,083	5,437	LJB
7	Brazil	Sao Paulo	22,046,000	1,203	3,116	18,325	7,075	GJB
8	South Korea	Seoul-Incheon	21,794,000	1,069	2,768	20,392	7,873	GJB
9	Mexico	Mexico City	20,996,000	921	2,386	22,791	8,800	GJB
10	China	Guangzhou-Foshan, GD	20,902,000	1,676	4,342	12,469	4,814	LJB
11	United States	New York, NY-NJ-CT	20,870,000	4,669	12,093	4,404	1,700	AJA
12	China	Beijing, BJ-HEB	19,433,000	1,611	4,172	12,065	4,658	LJB
13	Egypt	Cairo	19,372,000	776	2,010	24,958	9,636	GJB
14	India	Kolkata, WB	17,560,000	522	1,351	33,654	12,994	GJB
15	Russia	Moscow	17,125,000	2,274	5,891	7,529	2,907	GJB
16	Thailand	Bangkok	17,066,000	1,235	3,199	13,819	5,336	GJB
17	Argentina	Buenos Aires	16,157,000	1,244	3,221	12,990	5,015	GJB
18	China	Shenzhen, GD	15,929,000	696	1,803	22,884	8,836	GJB
19	Bangladesh	Dhaka	15,443,000	176	456	87,676	33,852	GJB
20	United States	Los Angeles, CA	15,402,000	2,452	6,351	5,981	2,309	AJA
21	Nigeria	Lagos	15,279,000	759	1,965	20,140	7,776	GJB
22	Turkey	Istanbul	15,154,000	531	1,375	28,546	11,022	GJB
23	Japan	Osaka-Kobe-Kyoto	14,977,000	1,166	3,019	12,849	4,961	GJB
24	Pakistan	Karachi	14,835,000	403	1,044	36,803	14,210	GJB
25	India	Bangalore, KA	13,707,000	465	1,205	29,468	11,378	GJB
26	Iran	Tehran	13,633,000	658	1,704	20,724	8,002	GJB
27	Congo (Dem. Rep.)	Kinshasa	13,528,000	183	473	74,116	28,616	CJB
28	Viet Nam	Ho Chi Minh City	13,312,000	632	1,638	21,048	8,127	GJB
29	Brazil	Rio de Janeiro	12,272,000	738	1,912	16,624	6,419	GJB
30	India	Chennai, TN	11,324,000	405	1,049	27,971	10,800	GJB
31	China	Chengdu, SC	11,309,000	706	1,828	16,027	6,188	GJB
32	Pakistan	Lahore	11,021,000	329	853	33,452	12,916	GJB
33	France	Paris	11,020,000	969	2,845	11,004	4,249	AJA
34	United Kingdom	London	10,979,000	671	1,739	14,580	5,629	AJA
35	China	Tianjin, TJ	10,800,000	1,086	2,813	9,943	3,839	GJB
36	Peru	Lima	9,848,000	344	890	28,656	11,064	GJB
37	India	Hyderabad, TL	9,746,000	492	1,273	19,824	7,654	GJB
38	South Africa	Johannesburg-East Rand	9,505,000	982	2,542	9,683	3,739	GJB
39	Colombia	Bogota	9,464,000	225	584	41,994	16,214	GJB
40	Japan	Nagoya	9,113,000	1,430	3,704	6,372	2,460	GJB
41	United States	Chicago, IL-IN-WI	9,014,000	2,705	7,006	3,336	1,288	AJA
42	China	Wuhan, HUB	8,962,000	636	1,646	14,100	5,444	GJB
43	China: Taiwan	Taipei	8,918,000	415	1,076	21,468	8,289	GJB
44	Angola	Luanda	8,417,000	395	1,023	21,300	8,224	GJB
45	Malaysia	Kuala Lumpur	8,285,000	835	2,162	9,927	3,833	GJB
46	China	Dongguan, GD	7,981,000	678	1,755	11,775	4,546	GJB
47	India	Pune, MH	7,764,000	251	649	30,966	11,956	GJB
48	China	Chongqing, CQ	7,739,000	593	1,537	13,043	5,036	GJB
49	United States	Washington-Baltimore, DC-VA-MD	7,518,000	2,124	5,281	3,250	1,255	AJA
50	China	Nanjing, JS	7,496,000	623	1,613	12,040	4,649	GJB
51	India	Ahmadabad, GJ	7,410,000	139	359	53,412	20,622	GJB
52	China: Hong Kong SAR	Hong Kong	7,347,000	112	291	65,409	25,254	CJB
53	United States	Boston-Providence, MA-RI-NH-CT-ME	7,302,000	3,683	9,538	1,883	727	AJA
54	Sudan	Khartoum	7,282,000	398	1,031	18,293	7,063	GJB

55	China	Shenyang-Fushun, LN	7,105,000	585	1,515	12,148	4,690	GJB
56	Indonesia	Bandung	7,065,000	188	487	37,580	14,510	GJB
57	Chile	Santiago	7,007,000	443	1,148	15,807	6,103	GJB
58	Saudi Arabia	Riyadh	6,881,000	646	1,672	10,659	4,115	GJB
59	Canada	Toronto, ON	6,871,000	901	2,300	7,139	2,756	AJA
60	United States	Dallas-Fort Worth, TX	6,830,000	2,038	5,279	2,776	1,072	AJA
61	China	Zhengzhou, HEN	6,765,000	639	1,656	10,581	4,085	GJB
62	Tanzania	Dar es Salaam	6,698,000	233	604	28,719	11,088	GJB
63	China	Xi'an, SAA	6,680,000	422	1,094	15,812	6,105	GJB
64	Viet Nam	Hanoi	6,576,000	372	963	17,685	6,828	GJB
65	Indonesia	Surabaya	6,499,000	352	911	18,468	7,131	GJB
66	China	Hangzhou, ZJ	6,446,000	558	1,446	11,546	4,458	GJB
67	United States	San Francisco-San Jose, CA	6,425,000	1,109	2,872	5,313	2,051	AJA
68	United States	Houston, TX	6,406,000	1,904	4,930	2,779	1,073	AJA
69	China	Quanzhou, FJ	6,345,000	807	2,090	7,863	3,036	GJB
70	Myanmar	Yangon	6,314,000	233	603	27,128	10,474	GJB
71	Nigeria	Onitsha	6,269,000	750	1,942	8,362	3,229	GJB
72	United States	Miami, FL	6,144,000	1,279	3,313	4,301	1,661	AJA
73	Germany	Essen-Dusseldorf	6,125,000	1,036	2,684	5,910	2,282	GJB
74	United Arab Emirates	Dubai	6,036,000	582	1,508	10,370	4,004	GJB
75	Spain	Madrid	6,026,000	527	1,365	11,434	4,415	GJB
76	Kenya	Nairobi	6,020,000	329	851	18,316	7,072	GJB
77	China	Qingdao, SD	5,911,000	639	1,656	9,245	3,569	GJB
78	India	Surat, GJ	5,807,000	92	238	63,140	24,378	GJB
79	Iraq	Baghdad	5,796,000	268	693	21,665	8,365	GJB
80	Singapore	Singapore	5,745,000	202	523	28,444	10,982	GJB
81	United States	Philadelphia, PA-NJ-DE-MD	5,684,000	2,096	5,430	2,647	1,022	AJA
82	Mexico	Monterrey	5,390,000	346	897	15,571	6,012	GJB
83	United States	Atlanta, GA	5,361,000	2,857	7,400	1,639	633	AJA
84	Ethiopia	Addis Ababa	5,320,000	229	593	23,225	8,967	GJB
85	Mexico	Guadalajara	5,253,000	313	810	16,793	6,484	GJB
86	Russia	St. Petersburg	5,230,000	530	1,372	9,869	3,810	GJB
87	Brazil	Belo Horizonte	5,159,000	497	1,288	10,374	4,005	GJB
88	Ghana	Accra	5,138,000	472	1,222	10,890	4,205	GJB
89	China	Suzhou, JS	4,979,000	535	1,387	9,298	3,590	GJB
90	Cote d'Ivoire	Abidjan	4,965,000	145	376	34,185	13,199	GJB
91	Italy	Milan	4,907,000	726	1,881	6,758	2,609	GJB
92	Uganda	Kampala	4,862,000	298	772	16,317	6,300	GJB
93	Afghanistan	Kabul	4,834,000	105	273	45,850	17,703	GJB
94	China	Xiamen, FJ	4,773,000	276	715	17,297	6,678	GJB
95	Turkey	Ankara	4,725,000	259	672	18,209	7,031	GJB
96	China	Hefei, AH	4,628,000	328	848	14,128	5,455	GJB
97	United States	Phoenix, AZ	4,602,000	1,250	3,236	3,078	1,188	AJA
98	Spain	Barcelona	4,588,000	414	1,072	11,088	4,281	GJB
99	Australia	Sydney, NSW	4,578,000	786	2,179	5,499	2,123	AJA
100	India	Lucknow, UP	4,577,000	149	385	30,804	11,893	GJB
101	Australia	Melbourne, VIC	4,539,000	982	2,705	4,273	1,650	AJA
102	Nigeria	Kano	4,514,000	126	325	35,954	13,882	GJB
103	Pakistan	Rawalpindi-Islamabad	4,506,000	298	772	15,113	5,835	GJB
104	China	Harbin, HL	4,458,000	259	670	17,244	6,658	GJB
105	Jordan	Amman	4,425,000	330	856	13,394	5,171	GJB
106	Saudi Arabia	Jiddah	4,366,000	487	1,263	8,957	3,458	GJB
107	Egypt	Alexandria	4,318,000	113	292	38,246	14,767	GJB
108	China	Changsha, HUN	4,242,000	289	748	14,685	5,670	GJB
109	South Africa	Cape Town	4,228,000	324	839	13,046	5,037	GJB
110	Morocco	Casablanca	4,191,000	181	468	23,186	8,952	GJB
111	United States	Detroit, MI	4,189,000	1,648	4,269	2,524	975	AJA
112	India	Jaipur, RJ	4,171,000	198	512	21,093	8,144	GJB
113	Cameroon	Yaounde	4,159,000	88	229	47,094	18,183	GJB
114	Dominican Republic	Santo Domingo	4,097,000	166	429	24,736	9,551	GJB
115	China	Taiyuan, SAX	4,054,000	225	582	18,048	6,968	GJB
116	China	Fuzhou, FJ	4,039,000	288	746	14,031	5,417	GJB
117	China	Jinan, SD	4,026,000	308	797	13,076	5,049	GJB

118	Kuwait	Kuwait	4,022,000	280	724	14,389	5,556	GJB
119	United States	Seattle, WA	4,017,000	1,260	3,264	2,707	1,045	AJA
120	Germany	Berlin	3,972,000	528	1,368	7,520	2,903	GJB
121	China	Changchun, JL	3,968,000	316	820	12,538	4,841	GJB
122	Nepal	Kathmandu	3,941,000	77	200	51,155	19,751	GJB
123	Bangladesh	Chittagong	3,913,000	74	191	53,191	20,537	GJB
124	Ghana	Kumasi	3,877,000	251	651	15,421	5,954	GJB
125	India	Kanpur, UP	3,811,000	81	209	47,233	18,237	GJB
126	Congo (Dem. Rep.)	Mbuji-Mayi	3,794,000	53	137	71,921	27,769	GJB
127	China	Dalian, LN	3,776,000	381	988	9,900	3,822	GJB
128	China	Kunming, YN	3,755,000	281	727	13,376	5,164	GJB
129	Pakistan	Faisalabad	3,727,000	121	314	30,790	11,888	GJB
130	Colombia	Medellín	3,720,000	93	241	40,000	15,444	CJB
131	Brazil	Recife	3,712,000	206	533	18,052	6,970	GJB
132	South Africa	Pretoria	3,709,000	483	1,252	7,673	2,963	GJB
133	China	Shijiazhuang, HEB	3,706,000	252	653	14,703	5,677	GJB
134	China	Ningbo, ZJ	3,649,000	364	944	10,014	3,866	GJB
135	China	Changzhou, JS	3,647,000	452	1,172	8,062	3,113	GJB
136	China	Wuxi, JS	3,642,000	329	852	11,067	4,273	GJB
137	Mali	Bamako	3,637,000	163	421	22,366	8,636	GJB
138	Indonesia	Medan	3,632,000	185	478	19,659	7,590	GJB
139	Canada	Montréal, QC	3,625,000	500	1,294	7,045	2,720	AJA
140	Nigeria	Ibadan	3,613,000	182	470	19,894	7,681	GJB
141	Italy	Naples	3,574,000	398	1,032	8,973	3,464	GJB
142	China	Wenzhou, ZJ	3,573,000	186	483	19,172	7,402	GJB
143	Brazil	Fortaleza	3,525,000	219	568	16,077	6,207	GJB
144	Brazil	Porto Alegre	3,519,000	347	898	10,146	3,917	GJB
145	China	Nanchang, JX	3,495,000	267	692	13,090	5,054	GJB
146	Algeria	Algiers	3,493,000	171	442	20,471	7,904	GJB
147	Uzbekistan	Tashkent	3,492,000	415	1,075	8,412	3,248	GJB
148	Burkina Faso	Ouagadougou	3,460,000	182	472	19,004	7,337	GJB
149	Senegal	Dakar	3,446,000	75	194	46,097	17,798	GJB
150	Sri Lanka	Colombo	3,432,000	270	700	12,706	4,906	GJB
151	Nigeria	Abuja	3,344,000	358	926	9,351	3,610	GJB
152	Cameroon	Douala	3,330,000	78	203	42,455	16,392	GJB
153	Greece	Athens	3,325,000	225	584	14,756	5,697	GJB
154	Brazil	Brasilia	3,313,000	392	1,016	8,445	3,261	GJB
155	South Korea	Busan	3,286,000	155	402	21,166	8,172	GJB
156	Brazil	Salvador	3,282,000	168	435	19,526	7,539	GJB
157	India	Indore, MP	3,243,000	109	281	29,885	11,539	GJB
158	Syria	Aleppo	3,224,000	109	282	29,637	11,443	GJB
159	South Africa	Durban	3,223,000	414	1,074	7,776	3,002	GJB
160	India	Varanasi, UP	3,214,000	67	175	47,629	18,390	GJB
161	United States	San Diego, CA	3,200,000	740	1,916	3,997	1,543	AJA
162	Italy	Rome	3,189,000	442	1,145	7,211	2,784	GJB
163	China	Urumqi, XJ	3,182,000	236	613	13,455	5,195	GJB
164	Iran	Mashhad	3,167,000	119	309	26,508	10,235	GJB
165	China	Guiyang, GZ	3,156,000	243	629	12,989	5,015	GJB
166	India	Nagpur, MH	3,134,000	107	276	29,364	11,337	GJB
167	Brazil	Curitiba	3,124,000	324	838	9,650	3,726	GJB
168	China	Nanning, GX	3,087,000	190	492	16,259	6,278	GJB
169	India	Allahabad, UP	3,065,000	47	121	65,352	25,232	GJB
170	Pakistan	Gujranwala	3,038,000	84	217	36,222	13,985	GJB
171	Yemen	Sana	3,032,000	97	251	31,328	12,096	GJB
172	India	Patna, BR	2,949,000	58	149	51,202	19,769	GJB
172	Zambia	Lusaka	2,949,000	121	313	24,378	9,412	GJB
174	Haiti	Port-au-Prince	2,941,000	103	267	28,561	11,027	GJB
175	Azerbaijan	Baku	2,934,000	438	1,135	6,693	2,584	GJB
176	Guatemala	Guatemala City	2,927,000	158	410	18,476	7,134	GJB
177	Ecuador	Guayaquil	2,921,000	119	308	24,574	9,488	GJB
178	United States	Minneapolis-St. Paul, MN-WI	2,917,000	1,111	2,878	2,385	921	AJA
179	Venezuela	Caracas	2,878,000	114	294	25,341	9,784	GJB
180	Ukraine	Kiyev	2,851,000	294	762	9,694	3,743	GJB

181	Congo (Dem. Rep.)	Lubumbashi	2,833,000	139	360	20,354	7,859	GJB
182	China	Zhongshan, GD	2,828,000	305	791	9,257	3,574	GJB
183	Zimbabwe	Harare	2,817,000	322	833	8,760	3,382	GJB
184	Turkey	Izmir	2,813,000	116	301	24,215	9,349	GJB
184	United States	Denver, CO	2,813,000	681	1,765	3,485	1,346	AJA
186	Brazil	Campinas	2,783,000	363	940	7,671	2,962	GJB
187	United States	Tampa-St. Petersburg, FL	2,782,000	1,004	2,601	2,432	939	AJA
188	Lebanon	Beirut	2,781,000	204	528	13,647	5,269	GJB
189	United States	Cleveland, OH	2,774,000	1,379	3,573	2,037	786	AJA
190	Netherlands	Rotterdam-Hague	2,770,000	397	1,028	6,981	2,695	GJB
191	China	Chaoyang (Shantou,) GD	2,735,000	138	357	19,858	7,667	GJB
191	Guinea	Conakry	2,735,000	158	408	17,362	6,703	GJB
193	United Kingdom	Manchester	2,727,000	244	631	10,484	4,048	AJA
194	Ecuador	Quito	2,672,000	207	535	12,927	4,991	GJB
195	India	Agra, UP	2,656,000	66	172	39,940	15,421	GJB
195	Portugal	Lisbon	2,656,000	367	952	7,229	2,791	GJB
197	Israel	Tel Aviv	2,654,000	223	577	11,916	4,601	GJB
198	United Kingdom	Birmingham	2,605,000	231	599	10,549	4,073	AJA
199	Paraguay	Asuncion	2,597,000	274	708	9,495	3,666	GJB
200	Pakistan	Peshawar	2,568,000	91	235	28,360	10,950	GJB
201	Saudi Arabia	Ad-Dammam	2,546,000	485	1,257	5,245	2,025	GJB
202	Togo	Lome	2,536,000	160	416	15,806	6,103	GJB
203	Colombia	Cali	2,499,000	71	183	35,416	13,674	GJB
204	Brazil	Goiania	2,496,000	321	831	7,776	3,002	GJB
205	United States	Las Vegas, NV	2,482,000	417	1,080	4,522	1,746	AJA
206	China	Zibo, SD	2,466,000	320	829	7,704	2,975	GJB
207	Venezuela	Maracaibo	2,461,000	156	404	15,770	6,089	GJB
208	Pakistan	Multan	2,440,000	87	224	28,174	10,878	GJB
209	Mozambique	Maputo	2,429,000	161	416	15,112	5,835	GJB
210	China	Zhangjiagang (Suzhou), JS	2,420,000	318	824	7,602	2,935	GJB
211	United States	Salt Lake City, UT	2,412,000	665	1,723	3,081	1,190	AJA
212	China	Shantou, GD	2,408,000	142	368	16,969	6,552	GJB
213	Tunisia	Tunis	2,404,000	174	450	13,833	5,341	GJB
214	Mexico	Puebla	2,401,000	172	446	13,928	5,378	GJB
215	Canada	Vancouver, BC	2,395,000	353	876	6,421	2,479	AJA
215	China: Taiwan	Taichung	2,395,000	140	363	17,080	6,595	GJB
215	Hungary	Budapest	2,395,000	385	998	6,217	2,400	GJB
218	China	Lanzhou, GS	2,382,000	135	349	17,657	6,817	GJB
219	Syria	Damascus	2,363,000	73	188	32,506	12,551	GJB
220	Nigeria	Port Harcourt	2,359,000	167	434	14,085	5,438	GJB
221	United States	Orlando, FL	2,325,000	831	2,154	2,245	867	AJA
222	China: Taiwan	Kaohsiung	2,301,000	145	375	15,888	6,134	GJB
223	India	Chandigarh, CH-HR-PB	2,275,000	100	259	22,731	8,776	GJB
223	Philippines	Cebu	2,275,000	79	205	28,723	11,090	GJB
225	China	Baotou, NM	2,248,000	210	543	10,728	4,142	GJB
226	South Korea	Daegu	2,247,000	97	250	23,275	8,986	GJB
226	United States	St. Louis, MO-IL	2,247,000	990	2,565	2,258	872	AJA
228	China	Luoyang, HEN	2,240,000	215	556	10,433	4,028	GJB
229	Brazil	Manaus	2,235,000	130	336	17,233	6,654	GJB
230	North Korea	Pyongyang	2,228,000	68	176	32,703	12,627	GJB
231	India	Bhopal, MP	2,219,000	70	181	31,784	12,272	GJB
232	Madagascar	Antananarivo	2,202,000	70	182	31,258	12,069	GJB
233	Iran	Esfahan	2,199,000	141	364	15,634	6,036	GJB
234	China	Putian, FJ	2,191,000	308	797	7,124	2,751	GJB
235	Australia	Brisbane, QLD	2,180,000	761	2,005	2,699	1,042	AJA
236	Cambodia	Phnom Penh	2,177,000	119	307	18,346	7,083	GJB
237	Pakistan	Hyderabad	2,159,000	47	123	45,533	17,580	GJB
238	Brazil	Belem	2,156,000	101	261	21,369	8,251	GJB
239	India	Vadodara, GJ	2,154,000	72	186	29,933	11,557	GJB
240	Kazakhstan	Almaty	2,144,000	205	530	10,478	4,046	GJB
241	China	Linyi, SD	2,141,000	370	959	5,779	2,231	GJB
241	India	Thiruvananthapuram, KL	2,141,000	121	315	17,628	6,806	GJB
243	India	Meerut, UP	2,134,000	62	160	34,611	13,363	GJB

242	Japan	Fukuoka	2,128,000	195	504	10,940	4,224	GJB
245	United States	San Antonio, TX	2,122,000	601	1,557	2,925	1,129	AJA
246	Belarus	Minsk	2,107,000	167	432	12,635	4,878	GJB
247	India	Visakhapatnam, AP	2,094,000	121	313	17,302	6,680	GJB
248	United States	Portland, OR-WA	2,091,000	538	1,393	3,440	1,328	AJA
249	China	Hohhot, NM	2,087,000	184	476	11,350	4,382	GJB
250	Germany	Cologne-Bonn	2,085,000	301	779	6,937	2,678	GJB
251	India	Madurai, TN	2,080,000	58	151	35,567	13,732	GJB
252	United States	Charlotte, NC-SC	2,075,000	1,193	3,091	1,457	563	AJA
253	India	Coimbatore, TN	2,067,000	111	288	18,601	7,182	GJB
254	US: Puerto Rico	San Juan	2,061,000	876	2,268	2,353	908	GJA
255	India	Kochi, KL	2,060,000	170	441	12,108	4,675	GJB
256	Colombia	Barranquilla	2,040,000	68	177	29,866	11,531	GJB
255	Japan	Sapporo	2,027,000	213	551	9,526	3,678	GJB
258	Mexico	Tijuana	2,002,000	160	415	12,490	4,822	GJB
259	China	Handan, HEB	2,000,000	208	540	9,600	3,707	GJB
260	India	Kozhikode, KL	1,992,000	199	517	9,988	3,856	GJB
260	Indonesia	Semarang	1,992,000	100	259	19,958	7,706	GJB
262	Belgium	Brussels	1,990,000	306	792	6,509	2,513	GJB
263	Malaysia	Johor Bahru	1,981,000	308	799	6,422	2,480	GJB
264	Australia	Perth, WA	1,978,000	604	1,722	3,100	1,197	AJA
264	Bolivia	Santa Cruz de la Sierra	1,978,000	325	843	6,079	2,347	GJB
266	Germany	Hamburg	1,976,000	307	794	6,447	2,489	GJB
267	Indonesia	Makassar	1,952,000	69	178	28,383	10,959	GJB
268	Costa Rica	San Jose	1,945,000	162	420	11,996	4,632	GJB
269	China	Haikou, HA	1,937,000	179	463	10,833	4,183	GJB
270	Poland	Warsaw	1,935,000	211	547	9,163	3,538	GJB
271	Germany	Munich	1,928,000	186	482	10,357	3,999	GJB
272	India	Nashik, MH	1,920,000	52	136	36,635	14,145	GJB
273	United States	Sacramento, CA	1,912,000	476	1,233	3,622	1,398	AJA
274	India	Jamshedpur, JH	1,910,000	59	152	32,504	12,550	GJB
275	Germany	Frankfurt	1,904,000	255	660	7,476	2,886	GJB
276	Somalia	Mogadishu	1,899,000	49	127	38,841	14,997	GJB
277	China	Puning (Jieyang), GD	1,897,000	142	368	13,335	5,149	GJB
277	Nigeria	Benin City	1,897,000	186	483	10,172	3,927	GJB
279	United Kingdom	Leeds-Bradford	1,890,000	188	488	9,434	3,642	AJA
280	Indonesia	Palembang	1,889,000	85	221	22,161	8,556	GJB
281	Nigeria	Kaduna	1,886,000	116	299	16,325	6,303	GJB
282	Romania	Bucharest	1,870,000	159	412	11,759	4,540	GJB
283	United States	Austin, TX	1,862,000	528	1,367	2,580	996	AJA
284	Congo	Brazzaville	1,850,000	92	238	20,136	7,775	GJB
285	China	Shaoxing, ZJ	1,837,000	211	546	8,714	3,364	GJB
286	Morocco	Rabat	1,835,000	73	188	25,308	9,771	GJB
287	Qatar	Doha	1,827,000	222	576	8,217	3,173	GJB
288	Mexico	Leon	1,814,000	142	368	12,765	4,929	GJB
289	Bolivia	La Paz	1,813,000	107	276	16,996	6,562	GJB
289	Saudi Arabia	Mecca	1,813,000	174	450	10,424	4,025	GJB
291	Austria	Vienna	1,809,000	130	338	13,877	5,358	GJB
292	China	Yinchuan, NX	1,791,000	193	500	9,268	3,578	GJB
293	India	Aligarh, UP	1,786,000	38	99	46,671	18,020	GJB
294	Turkey	Bursa	1,779,000	82	212	21,715	8,384	GJB
295	India	Ludhiana, PB	1,770,000	82	214	21,467	8,288	GJB
296	Venezuela	Valencia	1,762,000	142	368	12,390	4,784	GJB
295	Japan	Kitakyushu	1,760,000	229	593	7,685	2,967	GJB
298	India	Ranchi, JH	1,754,000	54	141	32,301	12,471	GJB
299	Mexico	Toluca	1,753,000	167	433	10,490	4,050	GJB
300	Bangladesh	Savar	1,750,000	72	188	24,144	9,322	GJB
301	Poland	Katowice-Gliwice-Tychy	1,726,000	261	675	6,625	2,558	GJB
302	United States	Kansas City, MO-KS	1,722,000	728	1,885	2,204	851	AJA
303	China	Yantai, SD	1,719,000	225	584	7,630	2,946	GJB
304	India	Aurangabad, MH	1,715,000	36	92	48,307	18,651	GJB
305	China	Anshan, LN	1,713,000	143	372	11,941	4,610	GJB
306	India	Gwalior, MP	1,704,000	39	101	43,666	16,859	GJB

307	India	Jabalpur, MP	1,696,000	46	120	36,474	14,083	G B
308	United States	Cincinnati, OH-KY-IN	1,693,000	797	2,065	2,038	787	A A
308	United States	Pittsburgh, PA	1,693,000	922	2,387	1,882	727	A A
310	China	Kunshan (Suzhou), JS	1,690,000	230	596	7,348	2,837	L B
309	Nigeria	Nsukka	1,690,000	131	340	12,883	4,974	G W
312	India	Jodhpur, RJ	1,686,000	90	234	18,694	7,218	G B
313	China	Xuzhou, JS	1,676,000	153	396	10,968	4,235	G B
314	Benin	Cotonou	1,663,000	83	215	20,073	7,750	G B
314	China	Jilin, JL	1,663,000	96	250	17,252	6,661	G B
316	Russia	Novosibirsk	1,646,000	302	782	5,453	2,105	G B
317	Myanmar	Mandalay	1,633,000	51	132	31,964	12,341	G B
318	China	Tangshan, HEB	1,624,000	142	369	11,407	4,404	G B
319	United States	Indianapolis, IN	1,623,000	718	1,860	2,071	800	A A
319	Viet Nam	Hai Phong	1,623,000	220	569	7,386	2,852	G B
321	India	Bareilly, UP	1,614,000	32	84	49,672	19,178	G B
322	China	Datong, SAX	1,611,000	142	368	11,346	4,381	G B
323	Cuba	Havana	1,610,000	123	319	13,056	5,041	G B
324	Brazil	Vitoria	1,608,000	130	336	12,377	4,779	G B
325	Argentina	Cordoba	1,591,000	193	501	8,222	3,175	G B
326	China	Jiangmen, GD	1,587,000	157	406	10,130	3,911	G B
327	Chad	N'Djamena	1,585,000	85	220	18,636	7,195	G B
327	India	Kannur, KL	1,585,000	222	574	7,147	2,759	G B
329	China	Yiwu (Jinhua), ZJ	1,573,000	136	353	11,546	4,458	G B
330	Liberia	Monrovia	1,571,000	78	203	20,034	7,735	G B
331	Indonesia	Yogyakarta	1,568,000	89	230	17,632	6,808	G B
332	India	Asansol, WB	1,563,000	26	67	60,067	23,192	G B
333	China	Cixi (Ningbo), ZJ	1,562,000	198	513	7,885	3,044	G B
333	China	Huaian, JS	1,562,000	136	353	11,456	4,423	G B
335	China	Zhuhai, GD	1,552,000	134	347	11,587	4,474	G B
336	China	Huizhou, GD	1,549,000	123	318	12,605	4,867	G B
337	India	Rajkot, GJ	1,541,000	39	101	39,702	15,329	G B
337	Russia	Nizhniy Novgorod	1,541,000	331	857	4,657	1,798	G B
339	India	Mysore, KA	1,539,000	57	148	26,970	10,413	G B
340	Turkey	Gaziantep	1,535,000	65	169	23,459	9,058	G B
341	India	Raipur, CH	1,519,000	55	142	27,725	10,705	G B
342	China	Xining, QH	1,508,000	117	303	12,907	4,983	G B
342	Mongolia	Ulaanbaatar	1,508,000	123	317	12,306	4,751	G B
342	Uruguay	Montevideo	1,508,000	123	317	12,308	4,752	G B
345	El Salvador	San Salvador	1,502,000	79	204	19,083	7,368	G B
346	South Korea	Daejeon	1,501,000	70	180	21,585	8,334	G B
347	Brazil	Sao Luis	1,499,000	175	454	8,549	3,301	G B
348	India	Vijayawada, AP	1,498,000	35	90	43,290	16,714	G B
349	Indonesia	Malang	1,493,000	82	212	18,261	7,051	G B
349	United States	Raleigh, NC	1,493,000	706	1,829	1,744	673	A A
351	United States	Virginia Beach-Norfolk, VA	1,488,000	529	1,371	2,720	1,050	A A
352	United States	Columbus, OH	1,487,000	518	1,341	2,641	1,020	A A
353	Ukraine	Kharkov	1,486,000	152	395	9,748	3,764	G B
354	Brazil	Santos	1,469,000	121	314	12,132	4,684	G B
355	Israel	Jerusalem	1,466,000	84	219	17,377	6,709	G B
356	South Korea	Gwangju	1,460,000	71	184	20,542	7,931	G B
357	Mexico	Ciudad Juarez	1,448,000	144	374	10,026	3,871	G B
358	Italy	Turin	1,445,000	147	380	9,838	3,798	G B
359	Sweden	Stockholm	1,436,000	164	414	8,782	3,391	G A
360	Iran	Shiraz	1,430,000	100	258	14,342	5,537	G B
360	Viet Nam	Da Nang	1,430,000	166	430	8,609	3,324	G B
362	China	Taizhou, ZJ	1,429,000	100	260	14,229	5,494	G B
363	China	Chaozhou, GD	1,424,000	112	289	12,762	4,927	G B
363	Saudi Arabia	Medina	1,424,000	210	543	6,790	2,622	G B
365	China	Jieyang, GD	1,417,000	87	226	16,266	6,280	G B
366	China	Weifang, SD	1,413,000	154	398	9,195	3,550	G B
366	France	Lyon	1,413,000	178	462	7,916	3,056	G B
368	India	Moradabad, UP	1,412,000	20	51	71,863	27,746	G B
369	China	Nantong, JS	1,405,000	153	397	9,171	3,541	G B

370	Armenia	Yerevan	1,403,000	149	385	9,428	3,640	GJB
371	China	Liuzhou, GX	1,395,000	81	210	17,192	6,638	GJB
372	Spain	Valencia	1,393,000	152	393	9,190	3,548	GJB
372	United States	Milwaukee, WI	1,393,000	565	1,463	2,436	941	AJA
374	Tajikistan	Dushanbe	1,390,000	97	251	14,348	5,540	GJB
374	Thailand	Pattaya-Chon Buri	1,390,000	385	997	3,610	1,394	CJB
376	Indonesia	Denpasar	1,389,000	68	177	20,355	7,859	GJB
377	Iraq	Basra	1,379,000	38	100	35,826	13,832	GJB
378	India	Salem, TN	1,378,000	41	105	33,988	13,123	GJB
379	Mauritania	Nouakchott	1,375,000	67	174	20,451	7,896	GJB
380	Iran	Ahvaz	1,373,000	96	249	14,283	5,515	GJB
381	China	Ruian (Wenzhou), ZJ	1,372,000	58	149	23,857	9,211	GJB
382	Niger	Niamey	1,369,000	52	134	26,506	10,234	GJB
383	Russia	Yekaterinburg	1,363,000	244	632	5,589	2,158	GJB
384	Indonesia	Batam	1,362,000	94	243	14,488	5,594	GJB
385	China	Baoding, HEB	1,347,000	151	391	8,914	3,442	GJB
386	India	Tiruppur, TN	1,344,000	40	103	33,713	13,017	GJB
387	China	Ganzhou, JX	1,340,000	129	333	10,425	4,025	GJB
388	Iran	Tabriz	1,333,000	68	176	19,578	7,559	GJB
388	New Zealand	Auckland	1,333,000	202	524	6,585	2,542	GJB
390	France	Marseille	1,330,000	266	689	5,003	1,932	GJB
391	Canada	Calgary, AB	1,326,000	231	586	5,349	2,065	AJA
392	Portugal	Porto	1,323,000	307	796	4,307	1,663	GJB
393	Denmark	Copenhagen	1,321,000	220	570	5,666	2,188	AJA
394	Malaysia	Penang	1,320,000	201	519	6,581	2,541	GJB
395	Russia	Volgograd	1,317,000	271	703	4,852	1,873	GJB
396	Ireland	Dublin	1,306,000	178	460	7,355	2,840	GJA
397	Germany	Stuttgart	1,301,000	184	476	7,073	2,731	GJB
398	Kyrgyzstan	Bishkek	1,297,000	101	261	12,886	4,975	GJB
399	Sierra Leone	Freetown	1,285,000	71	185	18,012	6,954	GJB
400	Finland	Helsinki	1,282,000	199	641	6,171	2,383	AJA
401	China	Zhangzhou, FJ	1,281,000	173	447	7,423	2,866	GJB
402	India	Dehradun, UK	1,272,000	56	146	22,576	8,717	GJB
403	France	Lille	1,270,000	204	443	6,228	2,405	GJB
403	United Arab Emirates	Abu Dhabi	1,270,000	411	1,064	3,093	1,194	GJB
405	Argentina	Rosario	1,269,000	124	320	10,268	3,964	GJB
405	Nigeria	Ilorin	1,269,000	98	255	12,902	4,981	GJB
407	India	Amritsar, PB	1,264,000	59	152	21,605	8,342	GJB
408	India	Saharanpur, UP	1,261,000	21	54	60,123	23,214	GJB
408	Nigeria	Aba	1,261,000	35	91	35,893	13,858	GJB
410	Brazil	Natal	1,260,000	94	245	13,338	5,150	GJB
411	United Kingdom	Glasgow	1,259,000	138	357	8,782	3,391	AJA
412	Algeria	Wahran	1,242,000	59	153	20,995	8,106	GJB
413	Russia	Rostov	1,241,000	147	381	8,430	3,255	GJB
414	United States	Jacksonville, FL	1,231,000	608	1,574	1,753	677	AJA
415	Bolivia	Cochabamba	1,228,000	101	263	12,110	4,676	GJB
416	Libya	Tripoli	1,226,000	194	503	6,316	2,439	GJB
417	China	Qinhuangdao, HEB	1,222,000	171	443	7,146	2,759	GJB
417	Philippines	Davao City	1,222,000	50	129	24,456	9,442	GJB
419	Malawi	Lilongwe	1,220,000	97	250	12,623	4,874	GJB
420	Congo (Dem. Rep.)	Kisangani	1,219,000	31	82	38,708	14,945	DJB
421	India	Thrissur, KL	1,214,000	152	394	7,973	3,078	GJB
422	China	Hengyang, HUN	1,213,000	112	290	10,835	4,183	GJB
423	China	Anyang, HEN	1,212,000	95	247	12,715	4,909	GJB
424	Georgia	Tblisi	1,207,000	95	247	12,659	4,888	GJB
424	Iraq	Mosul	1,207,000	69	178	17,581	6,788	GJB
426	Australia	Adelaide, SA	1,205,000	326	837	3,580	1,382	AJA
426	Oman	Muscat	1,205,000	148	383	8,139	3,142	GJB
428	Panama	Panama City	1,202,000	87	226	13,750	5,309	GJB
429	Mexico	Queretaro	1,201,000	140	361	8,607	3,323	GJB
429	Nicaragua	Managua	1,201,000	87	226	13,744	5,307	GJB
429	Uzbekistan	Samarkand	1,201,000	196	506	6,143	2,372	GJB
432	Morocco	Fez	1,200,000	35	90	34,354	13,264	GJB

433	Congo (Dem. Rep.)	Kananga	1,198,000	28	73	42,727	16,497	G B
434	India	Kota, RJ	1,191,000	50	130	23,682	9,144	G B
435	South Africa	Port Elizabeth	1,188,000	151	390	7,884	3,044	G B
436	China	Yangzhou, JS	1,186,000	135	350	8,785	3,392	G B
437	Mexico	San Luis Potosí	1,185,000	82	212	14,451	5,580	C B
437	United Arab Emirates	Al Ain	1,185,000	186	483	6,356	2,454	G B
439	Kenya	Mombasa	1,183,000	52	136	22,572	8,715	G B
440	India	Malappuram, KL	1,180,000	130	337	9,076	3,504	G B
441	Russia	Chelyabinsk	1,176,000	159	412	7,385	2,851	G B
442	India	Guwahati, AS	1,175,000	79	205	14,879	5,745	G B
443	Nigeria	Maiduguri	1,172,000	60	154	19,694	7,604	G B
444	China	Huainan, AH	1,171,000	124	320	9,471	3,657	G B
445	Serbia	Belgrade	1,170,000	98	254	11,925	4,604	G B
446	Turkmenistan	Ashgabat	1,168,000	119	307	9,839	3,799	G B
447	China	Wuhu, AH	1,161,000	62	160	18,775	7,249	G B
448	Czech Republic	Prague	1,158,000	119	308	9,725	3,755	G B
449	Argentina	Mendoza	1,157,000	135	350	8,565	3,307	G B
449	United States	Nashville, TN	1,157,000	579	1,501	1,674	646	A A
451	India	Durg-Bhilainagar, CH	1,154,000	52	134	22,348	8,629	G B
452	Russia	Kazan	1,152,000	173	447	6,674	2,577	G B
453	Central African Rep.	Bangui	1,151,000	56	144	20,724	8,002	G B
453	Mexico	Torreón	1,151,000	98	254	11,746	4,535	G B
455	Canada	Edmonton, AB	1,150,000	224	573	4,736	1,829	A A
456	China	Changshu (Suzhou), JS	1,149,000	132	343	8,679	3,351	G B
456	Honduras	Tegucigalpa	1,149,000	57	149	20,008	7,725	G B
458	Mexico	Merida	1,146,000	166	429	6,912	2,669	G B
458	Venezuela	Barquisimeto	1,146,000	74	193	15,416	5,952	G B
460	Venezuela	Maracay	1,142,000	86	221	13,356	5,157	G B
461	Netherlands	Amsterdam	1,140,000	122	316	9,335	3,604	G B
462	Iraq	Najaf	1,138,000	34	87	33,850	13,069	G B
463	Ukraine	Odessa	1,137,000	143	371	7,948	3,069	G B
464	Congo	Pointe Noire	1,131,000	77	200	14,682	5,669	D B
465	Russia	Omsk	1,128,000	209	542	5,393	2,082	G B
466	China	Zhuzhou, HUN	1,127,000	86	223	13,074	5,048	G B
467	Nigeria	Enugu	1,126,000	79	206	14,179	5,475	G B
468	China: Taiwan	Tainan	1,124,000	100	259	11,258	4,347	G B
469	Congo (Dem. Rep.)	Goma	1,122,000	37	95	30,659	11,837	G B
469	India	Dhanbad, JH	1,122,000	39	101	28,812	11,124	G B
469	Kazakhstan	Shimkent	1,122,000	153	396	7,337	2,833	G B
472	India	Tiruchirappalli, TN	1,121,000	33	86	33,840	13,066	G B
473	Brazil	Joao Pessoa	1,119,000	78	202	14,315	5,527	G B
474	Indonesia	Pekan Baru	1,118,000	92	239	12,122	4,680	G B
475	India	Bhubaneswar, OR	1,116,000	54	140	20,596	7,952	G B
476	China	Zhanjiang, GD	1,112,000	77	201	14,355	5,542	G B
477	Indonesia	Surakarta	1,106,000	80	207	13,808	5,331	G B
478	India	Jalandhar, PB	1,103,000	55	142	20,097	7,759	G B
479	Iran	Kermanshah	1,089,000	42	109	25,974	10,029	G B
480	Burundi	Bujumbura	1,088,000	30	78	36,263	14,001	G B
478	Japan	Sendai	1,088,000	114	295	9,558	3,690	G B
482	Nigeria	Warri	1,085,000	63	164	17,106	6,605	G B
483	India	Srinagar, JK	1,080,000	67	173	16,191	6,251	G B
484	United States	Memphis, TN-MS-AR	1,078,000	501	1,298	2,152	831	G A
485	Iran	Qom	1,074,000	48	125	22,332	8,622	G B
484	Nigeria	Uyo	1,074,000	70	181	15,358	5,930	G W
485	United States	Richmond, VA	1,074,000	501	1,298	1,904	735	A A
488	Morocco	Tanger	1,066,000	37	96	28,842	11,136	G B
489	China	Huaibei, AH	1,065,000	91	236	11,684	4,511	G B
489	India	Solapur, MH	1,065,000	25	65	42,558	16,432	G B
491	Brazil	Maceio	1,061,000	58	151	18,210	7,031	G B
492	Laos	Vientiane	1,058,000	51	132	20,801	8,031	D B
493	Sudan	Nyala	1,056,000	41	106	25,730	9,934	G B
492	Japan	Hiroshima	1,050,000	90	233	11,689	4,513	G B
495	Russia	Perm	1,040,000	123	320	8,429	3,254	D B

496	Spain	Seville	1,039,000	105	273	9,857	3,806	GJB
497	China	Huangshi, HUB	1,037,000	102	265	10,125	3,909	GJB
497	China	Mianyang, SC	1,037,000	108	281	9,565	3,693	GJB
499	Canada	Ottawa, ON-QC	1,036,000	224	521	4,424	1,708	AJA
500	Angola	Lubango	1,031,000	84	217	12,303	4,750	GJB
500	India	Kollam, KL	1,031,000	79	206	12,994	5,017	GJB
502	China	Tengzhou (Zaozhuang), SD	1,030,000	44	114	23,409	9,038	CJB
503	United States	Louisville, KY-IN	1,028,000	489	1,266	1,991	769	AJA
504	Turkey	Mersin	1,024,000	79	204	13,025	5,029	GJB
505	Russia	Krasnoyarsk	1,022,000	186	481	5,505	2,125	GJB
506	Indonesia	Cirebon	1,017,000	41	105	24,974	9,642	GJB
507	Belgium	Antwerp	1,013,000	257	665	3,944	1,523	GJB
508	Mexico	Aguascalientes	1,011,000	77	200	13,072	5,047	GJB
509	Somalia	Hargeysa	1,003,000	25	65	40,219	15,529	GJB
510	Bangladesh	Khulna	1,000,000	23	60	43,478	16,787	DJB
510	South Korea	Changwon	1,000,000	40	104	25,000	9,653	CJB
512	China	Yingkou, LN	997,000	159	413	6,252	2,414	GJB
513	China	Xiangtan, HUN	996,000	87	226	11,427	4,412	GJB
512	Japan	Naha	995,000	124	321	8,037	3,103	GJB
515	China	Daqing, HL	994,000	145	376	6,846	2,643	GJB
516	Brazil	Teresina	993,000	88	227	11,312	4,368	GJB
517	Indonesia	Bandar Lampung	978,000	41	107	23,759	9,173	GJB
517	Mexico	Chihuahua	978,000	101	261	9,687	3,740	GJB
517	Mexico	Cuernavaca	978,000	101	263	9,644	3,724	GJB
517	United States	Oklahoma City, OK	978,000	418	1,084	2,060	795	AJA
521	Russia	Samara	976,000	95	247	10,224	3,947	GJB
522	China	Jiaozuo, HEN	974,000	106	274	9,197	3,551	GJB
523	China	Qiqihaer, HL	973,000	80	206	12,218	4,717	GJB
524	China	Zhenjiang, JS	968,000	128	331	7,570	2,923	GJB
525	China	Bengbu, AH	967,000	134	346	7,242	2,796	GJB
526	Turkey	Kayseri	966,000	132	342	7,326	2,829	GJB
526	Turkey	Konya	966,000	132	343	7,292	2,815	GJB
528	United States	New Orleans, LA	963,000	268	695	3,353	1,295	AJA
529	Indonesia	Samarinda	960,000	39	102	24,411	9,425	GJB
529	Yemen	Ta'izz	960,000	46	119	20,833	8,044	GJB
531	Colombia	Bucaramanga	958,000	27	70	35,391	13,664	GJB
531	Rwanda	Kigali	958,000	44	113	21,921	8,464	GJB
533	Tanzania	Mwanza	956,000	43	113	22,002	8,495	GJB
517	France	Nice	955,000	98	744	9,745	3,763	CJB
532	Japan	Hamamatsu	955,000	83	215	11,506	4,442	CJB
536	Pakistan	Quetta	954,000	77	199	12,400	4,788	GJB
537	United States	Tucson, AZ	952,000	354	917	2,380	919	AJA
538	Burkina Faso	Bobo-Dioulasso	950,000	39	101	24,436	9,435	GJB
538	China	Guilin, GX	950,000	71	184	13,337	5,149	GJB
540	Malawi	Blantyre	948,000	80	208	11,780	4,548	GJB
540	Russia	Ufa	948,000	134	348	7,057	2,725	GJB
542	France	Toulouse	944,000	196	507	4,825	1,863	GJB
542	Kazakhstan	Astana	944,000	71	184	13,275	5,125	GJB
544	India	Puducherry, PY	942,000	31	81	30,092	11,619	GJB
545	Russia	Voronezh	935,000	61	158	15,328	5,918	CJB
546	Bulgaria	Sofia	934,000	80	208	11,634	4,492	GJB
547	China	Dongying, SD	932,000	248	643	3,754	1,449	GJB
548	China	Panjin, LN	928,000	118	305	7,878	3,042	GJB
549	Ukraine	Dnipropetrovsk	925,000	310	803	2,984	1,152	CJB
550	United Kingdom	Southampton-Portsmouth	924,000	74	192	11,537	4,454	AJA
551	Chile	Valparaiso-Vina del Mar	920,000	60	155	15,333	5,920	CJB
551	China	Kashi, XJ	920,000	52	134	17,736	6,848	GJB
553	China	Yichang, HUB	919,000	53	137	17,347	6,698	GJB
554	United States	Hartford, CT	918,000	525	1,360	1,761	680	AJA
555	Mexico	Mexicali	914,000	89	231	10,244	3,955	GJB
556	China	Nanchong, SC	913,000	53	138	17,160	6,625	GJB
557	South Korea	Ulsan	910,000	65	168	14,000	5,405	CJB
557	United States	Buffalo, NY	910,000	380	984	2,463	951	AJA

559	China	Nanyang, HEN	909,000	88	228	10,341	3,993	GJB
560	United Kingdom	Liverpool	905,000	77	200	11,211	4,329	AJA
561	Congo (Dem. Rep.)	Tshikapa	904,000	13	34	69,357	26,779	DJB
562	Colombia	Cartagena	903,000	36	94	24,898	9,613	GJB
563	Morocco	Marrakech	902,000	43	111	21,114	8,152	GJB
564	Congo (Dem. Rep.)	Bukavu	898,000	17	43	53,566	20,682	GJB
565	China	Maanshan, AH	894,000	79	205	11,283	4,356	GJB
566	Turkey	Antalya	891,000	70	181	12,748	4,922	GJB
567	Nigeria	Jos	890,000	71	184	12,556	4,848	GJB
568	China	Pingdingshan, HEN	886,000	70	182	12,576	4,856	GJB
569	China	Taian, SD	883,000	104	270	8,470	3,270	GJB
570	Italy	Bergamo	880,000	100	259	8,800	3,398	DJB
571	Peru	Trujillo	879,000	37	96	23,739	9,166	GJB
572	Honduras	San Pedro Sula	878,000	62	161	14,144	5,461	GJB
573	Congo (Dem. Rep.)	Bunia	876,000	23	58	38,813	14,986	GJB
573	Peru	Arequipa	876,000	76	197	11,493	4,437	GJB
575	Brazil	Campo Grande	875,000	110	285	7,955	3,071	CJB
575	United States	Honolulu, HI	875,000	170	440	4,718	1,822	AJA
577	Mexico	Cancun	874,000	77	198	11,421	4,410	GJB
577	Mexico	Hermosillo	874,000	69	178	12,703	4,905	GJB
577	United States	Albuquerque, NM	874,000	254	658	2,917	1,126	AJA
580	Ukraine	Donetsk	870,000	260	673	3,346	1,292	CJB
581	Russia	Krasnodar	869,000	130	337	6,670	2,575	GJB
582	China	Dandong, LN	865,000	60	155	14,417	5,566	CJB
583	Viet Nam	Vung Tau	863,000	101	262	8,520	3,290	GJB
584	Mozambique	Nampula	862,000	25	65	34,365	13,268	GJB
585	China	Luzhou, SC	860,000	45	117	19,111	7,379	CJB
586	Bangladesh	Sylhet	859,000	19	50	44,857	17,319	GJB
587	Poland	Gdansk	855,000	125	324	6,840	2,641	CJB
588	Chile	Concepcion	850,000	70	181	12,143	4,688	CJB
588	China	Jining, SD	850,000	73	188	11,697	4,516	GJB
588	Mexico	Morelia	850,000	72	185	11,874	4,585	GJB
591	China	Baoji, SAA	845,000	64	166	13,203	5,098	LJB
591	Greece	Thessaloniki	845,000	87	225	9,713	3,750	CJB
593	United States	El Paso, TX-NM	844,000	252	652	3,189	1,231	AJA
594	China	Jiaxing, ZJ	842,000	70	183	11,947	4,613	GJB
593	Japan	Niigata	840,000	99	256	8,485	3,276	CJB
596	Italy	Florence	835,000	85	220	9,824	3,793	CJB
597	China	Jinhua, ZJ	830,000	72	186	11,532	4,453	GJB
598	China	Liaoyang, LN	825,000	50	130	16,500	6,371	CJB
598	Mexico	Veracruz	825,000	63	163	13,095	5,056	CJB
598	United States	Birmingham, AL	825,000	530	1,373	1,413	546	AJA
601	China	Lianyungang, JS	824,000	130	337	6,326	2,442	GJB
601	India	Warangal, AP	824,000	33	85	25,034	9,666	GJB
603	China	Fuqing (Fuzhou), FJ	823,000	135	349	6,099	2,355	GJB
603	France	Bordeaux	823,000	177	812	4,660	1,799	GJB
603	United States	McAllen, TX	823,000	359	930	2,031	784	AJA
606	Brazil	Aracaju	820,000	47	122	17,344	6,697	GJB
607	China	Luohe, HEN	818,000	64	166	12,752	4,924	GJB
608	China	Heze, SD	815,000	81	210	10,062	3,885	CJB
608	China	Jingzhou, HUB	815,000	60	155	13,583	5,244	CJB
608	Mexico	Saltillo	815,000	105	272	7,762	2,997	CJB
608	Saudi Arabia	Taif	815,000	55	142	14,818	5,721	CJB
608	Switzerland	Zurich	815,000	95	246	8,579	3,312	CJB
608	United Kingdom	Newcastle upon Tyne	815,000	70	181	11,120	4,293	AJA
614	Norway	Oslo	813,000	92	290	8,845	3,415	GJB
615	Brazil	Jundiai	810,000	120	311	6,750	2,606	CJB
615	United States	Omaha, NE-IA	810,000	271	702	2,675	1,033	AJA
617	India	Guntur, AP	807,000	22	57	36,646	14,149	GJB
618	China	Mudanjiang, HL	806,000	54	140	14,943	5,769	GJB
619	Colombia	Cucuta	805,000	46	119	17,500	6,757	CJB
619	Saudi Arabia	Hufuf-Mubarraz	805,000	105	272	7,667	2,960	DJB
621	China	Shiyang, HUB	804,000	75	195	10,684	4,125	GJB

622	China	Laiwu, SD	801,000	118	306	6,781	2,618	GJB
623	China	Yueyang, HUN	800,000	80	208	9,978	3,853	GJB
623	Iran	Urmia	800,000	34	88	23,529	9,085	DJB
623	Malaysia	Ipoh	800,000	100	259	8,000	3,089	DJB
623	Mexico	Acapulco	800,000	46	119	17,391	6,715	CJB
627	China	Kaifeng, HEN	799,000	85	220	9,423	3,638	GJB
627	Congo (Dem. Rep.)	Butembo	799,000	31	81	25,559	9,868	CJB
629	Indonesia	Padang	796,000	38	99	20,915	8,075	GJB
630	Russia	Saratov	795,000	87	225	9,138	3,528	CJB
630	Senegal	Touba	795,000	51	132	15,621	6,031	GJB
632	China	Xiangyang, HUB	790,000	52	134	15,227	5,879	GJB
633	China	Xingtai, HEB	789,000	45	117	17,513	6,762	GJB
634	China	Zouping (Binzhou), SD	785,000	93	241	8,441	3,259	CJB
634	Libya	Banghazi	785,000	90	233	8,722	3,368	DJB
634	Syria	Al-Raqqa	785,000	12	31	65,417	25,258	DJB
634	United Kingdom	Nottingham	785,000	68	176	10,721	4,139	AJA
638	China	Weinan, SAA	780,000	38	98	20,526	7,925	CJB
638	Nigeria	Zaria	780,000	34	88	22,941	8,858	WJB
638	Pakistan	Sargodha	780,000	20	52	39,000	15,058	DJB
638	Philippines	Zamboanga	780,000	21	54	37,143	14,341	CJB
642	China	Weihai, SD	779,000	66	170	11,874	4,585	GJB
643	Eritrea	Asmara	776,000	25	65	31,140	12,023	GJB
644	India	Bikaner, RJ	775,000	25	65	25,920	10,008	AJB
644	Saudi Arabia	Khamis Mushayt	775,000	225	583	3,444	1,330	CJB
646	Brazil	Cuiaba	770,000	140	363	5,500	2,124	CJB
646	Brazil	Sorocaba	770,000	110	285	7,000	2,703	DJB
646	Gabon	Libreville	770,000	73	189	10,548	4,073	DJB
646	India	Gorakhpur, UP	770,000	21	54	33,000	12,741	AJB
646	Malaysia	Kuching	770,000	70	181	11,000	4,247	CJB
651	China	Yangjiang, GD	765,000	70	181	10,929	4,220	CJB
651	Germany	Dresden	765,000	105	272	7,286	2,813	CJB
651	Poland	Krakow	765,000	85	220	9,000	3,475	DJB
651	Spain	Bilbao	765,000	50	130	15,300	5,907	CJB
651	Venezuela	Barcelona	765,000	49	127	15,612	6,028	CJB
656	Yemen	Aden	764,000	70	181	10,918	4,215	GJB
657	China	Ezhou, HUB	760,000	74	192	10,270	3,965	CJB
657	China	Shizuishan, NX	760,000	90	233	8,444	3,260	CJB
657	Iraq	Irbil	760,000	28	72	27,305	10,542	GJB
660	China	Jiujiang, JX	755,000	83	215	9,096	3,512	CJB
660	China	Yixing (Wuxi), JS	755,000	45	117	16,778	6,478	CJB
660	India	Amravati, MH	755,000	26	67	24,885	9,608	AJB
658	Japan	Fuji	755,000	130	337	5,808	2,242	CJB
660	Venezuela	Ciudad Guayana	755,000	95	246	7,947	3,068	DJB
665	China	Yancheng, JS	751,000	81	209	9,315	3,597	GJB
666	Argentina	Tucuman	750,000	90	233	8,333	3,217	CJB
666	Brazil	Sao Jose dos Campos	750,000	90	233	8,333	3,217	CJB
666	China	Chifeng, NM	750,000	65	167	11,598	4,478	GJB
666	India	Cuttack, OR	750,000	20	52	32,950	12,722	AJB
666	Jordan	Irbid	750,000	80	207	9,375	3,620	CJB
666	Nigeria	Osogbo	750,000	40	104	18,750	7,239	WJB
672	Brazil	Blumenau	745,000	40	104	18,625	7,191	CJB
672	Canada	Winnipeg, MB	745,000	133	344	5,361	2,070	AJA
672	China	Shaoyang, HUN	745,000	50	130	14,900	5,753	CJB
672	China	Yulin, GX	745,000	45	117	16,556	6,392	CJB
672	Iraq	Karbala	745,000	23	60	32,391	12,506	DJB
672	Tunisia	Sfax	745,000	77	199	9,675	3,736	DJB
672	United States	Allentown, PA-NJ	745,000	346	896	1,922	742	AJA
672	United States	Dayton, OH	745,000	351	909	2,063	797	AJA
672	United States	Fresno, CA	745,000	171	443	3,830	1,479	AJA
672	United States	Rochester, NY	745,000	324	839	2,225	859	AJA
682	Tanzania	Zanzibar	741,000	25	65	29,434	11,364	GJB
683	Turkey	Eskisehir	740,000	48	124	15,417	5,953	CJB
683	United States	Tulsa, OK	740,000	336	870	1,949	753	AJA

683	Viet Nam	Hue	740,000	60	155	12,333	4,762	CJB
686	China	Zhangjiakou, HEB	738,000	67	174	10,983	4,241	GJB
687	China	Yuyao (Ningbo), ZJ	735,000	47	122	15,638	6,038	LJB
687	India	Nellore, AP	735,000	20	52	28,200	10,888	AJB
687	Spain	Zaragoza	735,000	57	148	12,895	4,979	CJB
690	Brazil	Londrina	730,000	70	181	10,429	4,027	CJB
690	China	Changzhi, SAX	730,000	71	185	10,228	3,949	GJB
690	China	Guigang, GX	730,000	36	93	20,278	7,829	CJB
690	China	Jinzhou, LN	730,000	55	142	13,273	5,125	CJB
688	Japan	Otsu	730,000	90	233	8,111	3,132	CJB
690	South Africa	Vereeniging	730,000	130	337	5,615	2,168	CJB
690	Ukraine	Zaporizhzhya	730,000	100	259	7,300	2,819	DJB
690	United Kingdom	Sheffield	730,000	65	167	10,593	4,090	AJA
698	Canada	Québec, QC	725,000	165	428	4,266	1,647	AJA
698	India	Belgaum, KA	725,000	28	73	21,786	8,412	AJB
698	Italy	Catania	725,000	95	246	7,632	2,947	CJB
698	Italy	Palermo	725,000	68	176	10,662	4,117	CJB
702	United States	Murrieta, CA	724,000	163	421	2,719	1,050	AJA
703	China	Changde, HUN	720,000	50	130	14,400	5,560	CJB
703	China	Haicheng (Anshan), LN	720,000	40	104	18,000	6,950	CJB
703	China	Qitaihe, HL	720,000	46	119	15,652	6,043	CJB
703	Spain	Malaga	720,000	52	135	13,846	5,346	CJB
703	Ukraine	Lviv	720,000	75	194	9,600	3,707	CJB
708	Turkey	Adana	719,000	62	162	11,508	4,443	GJB
709	China	Gongyi (Zhengzhou), HEN	715,000	50	130	14,300	5,521	CJB
709	China	Hegang, HL	715,000	45	117	15,889	6,135	CJB
709	Egypt	Port Said	715,000	16	41	44,688	17,254	DJB
709	India	Agartala, TR	715,000	36	94	19,598	7,567	GJB
709	India	Jammu, JK	715,000	27	70	24,148	9,324	AJB
709	India	Mangalore, KA	715,000	60	155	10,333	3,990	AJB
709	Iraq	Kirkuk	715,000	32	83	22,344	8,627	DJB
709	Netherlands	Utrecht	715,000	110	285	6,500	2,510	CJB
709	Palestine	Gaza	715,000	17	44	42,059	16,239	DJB
709	Russia	Tyumen	715,000	47	122	15,213	5,874	DJB
709	United States	Sarasota, FL	715,000	327	847	1,966	759	AJA
720	Germany	Hannover	710,000	110	285	6,455	2,492	CJB
720	Indonesia	Banjarmasin	710,000	25	65	28,400	10,965	CJB
720	Russia	Vladivostok	710,000	139	360	5,108	1,972	CJB
723	India	Bhavnagar, GJ	705,000	25	65	24,240	9,359	AJB
723	India	Malegaon, MH	705,000	12	31	48,000	18,533	AJB
721	Japan	Nagano	705,000	110	285	6,409	2,475	CJB
726	China	Akesu, XJ	700,000	60	155	11,667	4,505	CJB
726	Croatia	Zagreb	700,000	72	186	9,722	3,754	CJB
726	Morocco	Meknes	700,000	35	91	20,000	7,722	CJB
726	Philippines	Cagayan de Oro	700,000	27	70	25,926	10,010	CJB
726	United States	Baton Rouge, LA	700,000	367	951	1,619	625	AJA
731	Brazil	Florianopolis	695,000	72	186	9,677	3,736	GJB
731	Brazil	Ribeirao Preto	695,000	70	181	9,929	3,834	CJB
731	China	Xuchang, HEN	695,000	26	67	26,731	10,321	CJB
731	China	Yongkang (Jinhua), ZJ	695,000	86	223	8,081	3,120	CJB
731	China: Macau SAR	Macau	695,000	10	26	64,300	24,826	AJB
731	United States	Knoxville, TN	695,000	438	1,134	1,276	493	AJA
737	China	Liaocheng, SD	690,000	50	130	13,800	5,328	CJB
737	China	Tianmen, HUB	690,000	19	49	36,316	14,022	CJB
739	China	Dezhou, SD-HEB	685,000	68	176	10,074	3,890	CJB
739	China	Fuyang, AH	685,000	36	93	19,028	7,347	CJB
739	Cote d'Ivoire	Bouake	685,000	38	98	18,026	6,960	WJB
739	Russia	Tolyatti	685,000	56	145	12,232	4,723	CJB
739	Turkey	Urfa	685,000	25	65	27,400	10,579	CJB
744	China	Maoming, GD	680,000	33	85	20,606	7,956	CJB
744	India	Durgapur, WB	680,000	50	130	11,620	4,486	AJB
744	India	Muzaffarnagar, UP	680,000	11	28	45,000	17,375	AJB
744	United Kingdom	Bristol	680,000	56	144	11,065	4,272	AJA

748	China	Benxi, LN	679,000	33	85	20,799	8,031	GJB
748	Zambia	Kitwe	679,000	72	185	9,486	3,663	GJB
750	China	Qingzhou (Weifang), SD	675,000	59	153	11,441	4,417	CJB
750	China	Suizhou, HUB	675,000	39	101	17,308	6,683	CJB
750	Dominican Republic	Santiago	675,000	40	104	16,875	6,515	CJB
750	India	Hubli, KL	675,000	20	52	33,750	13,031	FJB
748	Japan	Okayama	675,000	75	194	9,000	3,475	CJB
750	South Korea	Jeonju	675,000	33	85	20,455	7,898	DJB
750	United States	Columbia, SC	675,000	380	984	1,447	559	AJA
757	United States	Cape Coral, FL	674,000	347	899	1,527	590	AJA
758	China	Rizhao, SD	673,000	89	230	7,572	2,924	GJB
759	Indonesia	Tasikmalaya	671,000	24	62	27,852	10,754	GJB
760	Albania	Tirana	670,000	43	111	15,581	6,016	CJB
760	Iran	Yazd	670,000	80	207	8,375	3,234	CJB
758	Japan	Kumamoto	670,000	50	130	13,400	5,174	CJB
758	Japan	Shizuoka	670,000	70	181	9,571	3,695	CJB
760	Nigeria	Akure	670,000	45	117	14,889	5,749	WJB
760	Poland	Lodz	670,000	70	181	9,571	3,695	DJB
760	Spain	Las Palmas	670,000	80	207	8,375	3,234	CJB
760	United States	Charleston, SC	670,000	293	759	1,870	722	AJA
768	China	Huludao, LN	665,000	60	155	11,083	4,279	CJB
768	China	Laixi (Qingdao), SD	665,000	55	142	12,091	4,668	CJB
768	China	Qingyuan, GD	665,000	65	168	10,231	3,950	CJB
768	Germany	Nuremberg	665,000	90	233	7,389	2,853	CJB
772	China	Suzhou, AN	664,000	63	163	10,566	4,080	GJB
773	China	Chuzhou, AH	663,000	99	256	6,707	2,590	GJB
774	India	Gulbarga, KA	660,000	15	39	36,000	13,900	AJB
774	India	Jamnagar, GJ	660,000	18	47	33,333	12,870	AJB
774	Indonesia	Pontianak	660,000	24	62	27,500	10,618	DJB
774	South Korea	Cheongju	660,000	22	57	30,000	11,583	CJB
774	United States	Springfield, MA-CT	660,000	349	904	1,779	687	AJA
779	China	Langfang, HEB-TJ-BJ	656,000	77	199	8,556	3,303	GJB
780	Brazil	Uberlandia	655,000	75	194	8,733	3,372	CJB
780	China	Zhoukou, HEN	655,000	39	101	16,795	6,485	CJB
780	Guinea-Bissau	Bissau	655,000	30	78	21,833	8,430	WJB
780	India	Firozabad, UP	655,000	11	28	45,455	17,550	AJB
778	Japan	Mito	655,000	125	324	5,240	2,023	CJB
780	Nigeria	Sokoto	655,000	34	88	19,265	7,438	WJB
780	Ukraine	Kriyvyi Rih	655,000	75	194	8,733	3,372	DJB
787	China	Taizhou, JS	653,000	88	227	7,454	2,878	GJB
788	China	Huzhou, ZJ	651,000	74	191	8,851	3,417	GJB
788	China	Tongliao, NM	651,000	75	193	8,716	3,365	GJB
790	China	Deyang, SC	650,000	48	124	13,542	5,229	CJB
790	China	Shenzgzezhen, JS-ZJ	650,000	70	181	9,286	3,585	CJB
790	China	Taixing (Taizhou), JS	650,000	34	88	19,118	7,381	CJB
790	Mexico	Reynosa	650,000	70	181	9,286	3,585	CJB
790	United States	Bakersfield, CA	650,000	138	357	3,797	1,466	AJA
795	Australia	Gold Coast, QLD-NSW	645,000	250	648	2,398	926	AJA
795	China	Zhaoqing, GD	645,000	45	117	14,333	5,534	CJB
795	Germany	Bremen	645,000	105	272	6,143	2,372	CJB
795	India	Jhansi, UP	645,000	16	41	34,375	13,272	AJB
795	Indonesia	Balikpapan	645,000	48	124	13,438	5,188	CJB
795	Turkey	Izmit	645,000	89	231	7,247	2,798	CJB
795	United States	Colorado Springs, CO	645,000	188	487	2,973	1,148	AJA
795	Yemen	Al-Hudaydah	645,000	19	49	33,947	13,107	DJB
803	China	Pingxiang, JX	640,000	25	65	25,600	9,884	CJB
803	China	Siping, JL	640,000	41	106	15,610	6,027	CJB
803	China	Wanzhou, CQ	640,000	31	80	20,625	7,963	GJB
803	India	Bokaro Steel City, JH	640,000	19	49	29,632	11,441	AJB
803	India	Tirupati, AP	640,000	23	60	20,000	7,722	AJB
803	Mexico	Tuxtla Gutierrez	640,000	54	140	11,852	4,576	CJB
803	North Korea	Chongjin	640,000	30	78	21,333	8,237	DJB
803	Pakistan	Sialkot	640,000	20	52	32,000	12,355	DJB

803	Saudi Arabia	Buraydah	640,000	80	207	8,000	3,089	DJB
803	Turkey	Samsun	640,000	38	98	16,842	6,503	CJB
813	Philippines	Angeles City	636,000	72	186	8,875	3,427	GJB
814	China	Anqing, AH	635,000	40	104	15,875	6,129	CJB
814	China	Huaihua, HUN	635,000	42	109	15,102	5,831	GJB
814	China	Wuhai, NM	635,000	80	207	7,938	3,065	CJB
814	China	Xinyang, HEN	635,000	29	75	21,897	8,454	CJB
814	China	Yiyang, HUN	635,000	20	52	31,750	12,259	CJB
814	Egypt	Suez	635,000	33	85	19,242	7,429	DJB
814	India	Kayamkulam, KL	635,000	16	41	26,688	10,304	AJB
814	Pakistan	Sukkur	635,000	17	44	37,353	14,422	DJB
814	United Kingdom	Belfast	635,000	62	161	10,242	3,954	DJA
823	Syria	Homs	632,000	37	95	17,213	6,646	GJB
824	Argentina	Mar del Plata	630,000	55	142	11,455	4,423	CJB
824	China	Renqiu (Cangzhou), HEB	630,000	26	67	24,231	9,356	CJB
824	China	Yanshi (Louyang), HEN	630,000	26	67	24,231	9,356	CJB
824	India	Erode, TN	630,000	20	52	26,000	10,039	AJB
824	India	Kolhapur, MAH	630,000	24	62	23,417	9,041	AJB
824	India	Kurnool, AP	630,000	15	39	31,867	12,304	AJB
824	India	Raurkela, OR	630,000	33	85	16,758	6,470	AJB
824	Russia	Cheboksary	630,000	111	287	5,676	2,192	CJB
824	Russia	Izhevsk	630,000	55	142	11,455	4,423	CJB
833	China	Jiamusi, HL	627,000	56	145	11,179	4,316	GJB
834	China	Suqian, JS	626,000	95	247	6,572	2,537	GJB
835	Germany	Leipzig	625,000	95	246	6,579	2,540	CJB
835	Germany	Mannheim	625,000	85	220	7,353	2,839	CJB
835	India	Ajmer, RJ	625,000	28	73	19,679	7,598	AJB
835	Poland	Wroclaw	625,000	48	124	13,021	5,027	CJB
835	Russia	Barnaul	625,000	43	111	14,535	5,612	CJB
835	Russia	Lipetsk	625,000	152	394	4,112	1,588	CJB
835	Switzerland	Geneva	625,000	70	181	8,929	3,447	CJB
835	United States	Albany, NY	625,000	296	767	2,010	776	AJA
843	Argentina	Salta	620,000	42	109	14,762	5,700	CJB
843	China	Cangzhou, HEB	620,000	92	238	6,739	2,602	CJB
843	China	Suining, SC	620,000	63	163	9,841	3,800	CJB
843	China	Yibin, SC	620,000	31	80	20,000	7,722	CJB
843	China	Zhoushan, ZJ	620,000	50	130	12,400	4,788	LJB
843	Italy	Padova	620,000	72	186	8,611	3,325	DJB
843	Malaysia	Seremban	620,000	60	155	10,333	3,990	CJB
843	Morocco	Agadir	620,000	45	117	13,778	5,320	CJB
851	China	Yangquan, SAX	617,000	59	153	10,429	4,027	GJB
852	Angola	Huambo	615,000	50	130	12,300	4,749	CJB
852	China	Cangnan (Wenzhou), ZJ	615,000	31	79	20,084	7,754	GJB
852	China	Liyang (Changzhou), JS	615,000	31	80	19,839	7,660	CJB
852	China	Xiantao, HUB	615,000	35	91	17,571	6,784	CJB
852	India	Nanded Waghala, MH	615,000	17	44	29,412	11,356	AJB
852	Iran	Rasht	615,000	24	62	25,625	9,894	CJB
852	Iran	Zahedan	615,000	35	91	17,571	6,784	CJB
852	Sweden	Goteborg	615,000	83	215	6,999	2,702	AJA
852	Syria	Al-Hasakah	615,000	16	41	38,438	14,841	DJB
861	China	Korla, XJ	613,000	113	292	5,440	2,100	GJB
862	China	Jiyuan, HEN	610,000	70	181	8,714	3,364	CJB
862	China	Laibin, GX	610,000	43	111	14,186	5,477	CJB
862	China	Laiyang (Yantai), SD	610,000	47	122	12,979	5,011	CJB
862	Ghana	Sekondi Takoradi	610,000	35	91	17,429	6,729	WJB
862	India	Tirunelveli, TN	610,000	29	75	18,276	7,056	AJB
862	Italy	Genoa	610,000	30	78	20,333	7,851	CJB
862	Mexico	Villahermosa	610,000	44	114	13,864	5,353	CJB
862	Nigeria	Owerri	610,000	77	198	7,960	3,073	GJB
862	Russia	Irkutsk	610,000	55	142	11,091	4,282	CJB
862	Russia	Ulyanovsk	610,000	35	91	17,429	6,729	CJB
872	China	Wenling (Taizhou), ZJ	609,000	45	115	13,675	5,280	GJB
873	Iraq	Sulaimaniya	606,000	19	50	31,421	12,132	GJB

874	China	Jixi, HL	605,000	53	137	11,415	4,407	CJB
874	Israel	Beer Sheba	605,000	21	54	28,810	11,124	DJB
874	Latvia	Riga	605,000	100	259	6,050	2,336	DJB
874	Russia	Khabarovsk	605,000	75	194	8,067	3,115	CJB
878	China	Linfen, SAX	601,000	41	106	14,701	5,676	GJB
879	Brazil	Feira de Santana	600,000	45	117	13,333	5,148	CJB
879	China	Anshun, GZ	600,000	26	67	23,077	8,910	CJB
879	Mexico	Oaxaca	600,000	84	218	7,143	2,758	CJB
876	Nigeria	Bauchi	600,000	34	88	17,647	6,814	WJB
879	Saudi Arabia	Tabuk	600,000	70	181	8,571	3,309	CJB
884	China	Hebi, HEN	595,000	60	155	9,917	3,829	CJB
884	China	Shaoguan, GD	595,000	72	186	8,264	3,191	CJB
884	China	Songyuan, JL	595,000	64	166	9,297	3,590	CJB
884	Indonesia	Jambi	595,000	30	78	19,833	7,658	CJB
884	Pakistan	Sheikhupura	595,000	22	57	27,045	10,442	DJB
884	Peru	Chiclayo	595,000	20	52	29,750	11,486	CJB
884	Thailand	Rayong	595,000	130	337	4,577	1,767	CJB
884	United States	Grand Rapids, MI	595,000	281	728	2,028	783	AJA
892	China	Shangqiu, HEN	594,000	73	188	8,168	3,154	GJB
893	Algeria	Constantine	590,000	46	119	12,826	4,952	CJB
893	China	Hengshui, HEB	590,000	65	168	9,077	3,505	CJB
893	India	Sangali, MH	590,000	18	47	28,556	11,025	AJB
893	India	Ujjain, MP	590,000	16	41	31,250	12,066	AJB
893	Iran	Hamadan	590,000	22	57	26,818	10,354	DJB
893	Jamaica	Kingston	590,000	40	104	14,750	5,695	DJB
893	Moldova	Chisinau	590,000	76	197	7,763	2,997	CJB
893	Philippines	Bacolod	590,000	32	83	18,438	7,119	CJB
893	Viet Nam	Nha Trang	590,000	60	155	9,833	3,797	CJB
902	Afghanistan	Herat	585,000	19	49	30,789	11,888	CJB
902	Afghanistan	Kandahar	585,000	25	65	23,400	9,035	CJB
902	Bangladesh	Rajshahi	585,000	12	31	48,750	18,822	CJB
902	China	Linqi (Weifang), SD	585,000	76	197	7,697	2,972	CJB
902	China	Lu'an, AN	585,000	65	168	9,000	3,475	CJB
902	China	Lufeng (Shanwei), GD	585,000	15	39	39,000	15,058	CJB
902	Congo (Dem. Rep.)	Likasi	585,000	25	65	23,400	9,035	DJB
902	Indonesia	Serang	585,000	25	65	23,400	9,035	CJB
902	Philippines	General Santos	585,000	37	96	15,811	6,105	CJB
902	Russia	Makhachkala	585,000	53	137	11,038	4,262	CJB
902	Russia	Yaroslavl	585,000	90	233	6,500	2,510	CJB
902	Turkey	Denizli	585,000	40	104	14,625	5,647	DJB
914	Angola	Benguela	580,000	40	104	14,500	5,598	CJB
914	China	Shougang (Weifang), SD	580,000	40	104	14,500	5,598	CJB
898	France	Toulon	580,000	295	764	1,902	734	AJA
914	India	Bilaspur, CH	580,000	22	57	20,591	7,950	AJB
914	Viet Nam	Can Tho	580,000	25	65	23,200	8,958	FJB
919	Belarus	Gomel	575,000	77	199	7,468	2,883	CJB
919	China	Chaoyang, LN	575,000	70	181	8,214	3,171	CJB
919	China	Hami, XJ	575,000	46	119	12,500	4,826	CJB
919	China	Xinyu, JX	575,000	51	132	11,249	4,343	GJB
919	Gambia	Banjul	575,000	44	114	13,068	5,046	CJB
919	India	Mathura, UP	575,000	18	47	25,278	9,760	AJB
919	India	Patiala, HR	575,000	35	91	12,714	4,909	AJB
919	Iraq	Nasiriyah	575,000	22	57	26,136	10,091	DJB
927	China	Dongsheng (Ordos), NM	574,000	40	104	14,358	5,544	GJB
928	China	Puyang, HEN	573,000	46	118	12,573	4,854	GJB
929	Brazil	Joinville	570,000	70	181	8,143	3,144	CJB
929	China	Liaoyuan, JL	570,000	23	60	24,783	9,569	CJB
929	China	Wafangdian (Dalian), LN	570,000	55	142	10,364	4,002	CJB
929	Djibouti	Djibouti	570,000	18	47	31,667	12,227	DJB
929	Iran	Kerman	570,000	55	142	10,364	4,002	CJB
927	Japan	Kagoshima	570,000	46	119	12,391	4,784	CJB
929	Mexico	Durango	570,000	49	127	11,633	4,492	DJB
929	Russia	Tomsk	570,000	40	104	14,250	5,502	CJB

929	South Korea	Cheonan	570,000	68	176	8,382	3,236	CJB
938	Argentina	Santa Fe	565,000	45	117	12,556	4,848	CJB
938	Belgium	Liege	565,000	110	285	5,136	1,983	CJB
938	China	Sanya, HA	565,000	59	153	9,576	3,697	CJB
938	Colombia	Pereira	565,000	17	44	33,235	12,832	CJB
938	Germany	Saarbrucken	565,000	120	311	4,708	1,818	CJB
938	India	Udaipur, RJ	565,000	28	73	16,964	6,550	AJB
938	India	Vellore, TN	565,000	19	49	25,368	9,795	AJB
938	Iran	Ardabil	565,000	24	62	23,542	9,090	CJB
938	Mexico	Culiacan	565,000	68	176	8,309	3,208	CJB
938	Nigeria	Abeokuta	565,000	24	62	23,542	9,090	WJB
948	China	Liupanshui, GZ	564,000	38	97	15,022	5,800	GJB
932	France	Nantes	562,000	98	1,173	5,720	2,208	GJB
950	China	Bayan Nur, NM	560,000	52	135	10,769	4,158	CJB
950	China	Dongming (Heze), SD	560,000	50	130	11,200	4,324	CJB
950	China	Fuxin, LN	560,000	80	207	7,012	2,707	GJB
950	India	Jalgaon, MH	560,000	15	39	30,667	11,841	AJB
950	Mexico	Tampico	560,000	85	220	6,588	2,544	CJB
950	Russia	Kursk	560,000	109	282	5,138	1,984	CJB
950	Spain	Palma	560,000	65	168	8,615	3,326	CJB
950	Uzbekistan	Namangan	560,000	190	492	2,947	1,138	DJB
958	China	Sanmenxia, HEN-SAX	558,000	61	159	9,103	3,515	GJB
959	China	Neijiang, SC	555,000	21	54	26,429	10,204	CJB
959	China	Tongling, AH	555,000	63	163	8,810	3,402	CJB
959	India	Gaya, BR	555,000	12	31	39,167	15,122	AJB
959	Macedonia	Skopje	555,000	35	91	15,857	6,122	CJB
959	Thailand	Udon Thani	555,000	28	73	19,821	7,653	DJB
959	Zambia	Ndola	555,000	36	93	15,417	5,953	CJB
965	Brazil	Juiz de Fora	550,000	35	91	15,714	6,067	DJB
965	China	Linhai (Taizhou), ZJ	550,000	33	85	16,667	6,435	CJB
965	China	Longyan, FJ	550,000	46	119	11,957	4,617	CJB
965	China	Zhumadian, HEN	550,000	53	137	10,377	4,007	CJB
965	Iran	Arak	550,000	31	80	17,742	6,850	CJB
965	Iraq	Hillah	550,000	19	49	28,947	11,176	DJB
965	Russia	Kemerovo	550,000	41	106	13,415	5,180	CJB
965	Russia	Orenburg	550,000	26	67	21,154	8,168	CJB
965	South Africa	Bloemfontein	550,000	68	176	8,088	3,123	DJB
965	United Kingdom	Leicester	550,000	42	109	12,054	4,654	AJA
975	China	Feicheng (Taian), SD	545,000	30	78	18,167	7,014	CJB
975	China	Qianjiang, HUB	545,000	24	62	22,708	8,768	CJB
975	Colombia	Ibague	545,000	13	34	41,923	16,186	CJB
975	Egypt	Al Mansurah	545,000	16	41	34,063	13,152	DJB
975	Germany	Aachen	545,000	105	272	5,190	2,004	CJB
975	India	Imphal, MN	545,000	25	65	16,560	6,394	AJB
975	India	Rajahmundry, AP	545,000	21	54	22,619	8,733	AJB
975	Nigeria	Ogbomosho	545,000	16	41	34,063	13,152	WJB
975	Pakistan	Larkana	545,000	12	31	45,417	17,536	DJB
975	South Sudan	Juba	545,000	56	145	9,732	3,758	FJB
975	Switzerland	Basel	545,000	77	199	7,078	2,733	CJB
975	Zimbabwe	Bulawayo	545,000	90	233	6,056	2,338	CJB
987	China	Tieling, LN	540,000	70	181	7,714	2,978	CJB
987	China: Taiwan	Hsinchu	540,000	45	117	12,000	4,633	CJB
987	Congo (Dem. Rep.)	Kolwezi	540,000	34	88	15,882	6,132	DJB
987	Egypt	Al Mahallah al Kubra	540,000	14	36	38,571	14,892	CJB
987	India	Panipat, HR	540,000	25	65	17,680	6,826	AJB
987	India	Thoothukkudi, TN	540,000	50	130	8,200	3,166	AJB
987	Mexico	Xalapa	540,000	29	75	18,621	7,190	CJB
987	Russia	Novokuznetsk	540,000	41	106	13,171	5,085	DJB
987	Russia	Stavropol	540,000	89	231	6,067	2,342	CJB
987	Spain	Santa Cruz de Tenerife	540,000	42	109	12,857	4,964	CJB
997	Israel	Haifa	538,000	58	149	9,354	3,612	GJB
998	Bahrain	Al-Manamah	535,000	150	389	3,567	1,377	CJB
998	China	Qufu (Jining), SD	535,000	47	122	11,383	4,395	CJB

998	China	Qujing, YN	535,000	57	147	9,434	3,642	GJB
998	China	Shuangyashan, HL	535,000	54	140	9,907	3,825	CJB
994	Japan	Matsuyama	535,000	45	117	11,889	4,590	CJB
998	North Korea	Hamhung	535,000	19	49	28,158	10,872	DJB
998	Philippines	Iloilo City	535,000	35	91	15,286	5,902	CJB
1005	China	Yichun, JX	534,000	47	121	11,399	4,401	GJB
1006	China	Gaomi (Weifang), SD	531,000	106	273	5,031	1,942	GJB
1007	Benin	Porto Novo	530,000	39	101	13,590	5,247	WJB
1007	China	Zhangqiu (Jinan), SD	530,000	42	109	12,628	4,876	GJB
988	France	Grenoble	530,000	198	513	2,551	985	AJA
1007	Italy	Bologna	530,000	60	155	8,833	3,410	CJB
1007	South Korea	Pohang	530,000	35	91	15,143	5,847	CJB
1007	United Kingdom	Edinburgh	530,000	46	120	10,360	4,000	AJA
1013	Brazil	Maringa	525,000	60	155	8,750	3,378	CJB
1013	China	Zhuji (Shaoxing), ZJ	525,000	52	135	10,096	3,898	LJB
1013	Indonesia	Cilegon	525,000	47	122	11,170	4,313	CJB
1013	Poland	Poznan	525,000	85	220	6,176	2,385	DJB
1013	Russia	Astrakhan	525,000	46	119	11,413	4,407	CJB
1013	Russia	Ryazan	525,000	50	130	10,500	4,054	CJB
1013	Spain	Murcia	525,000	38	98	13,816	5,334	CJB
1013	Trinidad & Tobago	Port of Spain	525,000	110	285	4,773	1,843	FJB
1013	United States	Des Moines, IA	525,000	201	521	2,239	864	AJA
1022	China	Tonghua, JL	520,000	27	70	19,259	7,436	CJB
1022	China	Zhangye, GS	520,000	26	67	20,000	7,722	CJB
1022	Russia	Kaliningrad	520,000	92	238	5,652	2,182	CJB
1022	Russia	Naberezhnye Tchelny	520,000	50	130	10,400	4,015	CJB
1022	United States	Harrisburg, PA	520,000	260	673	1,708	659	AJA
1027	China	Zhuanghe (Dalian), LN	515,000	50	130	10,300	3,977	CJB
1027	India	Kakinada, AP	515,000	24	62	18,417	7,111	AJB
1027	Lithuania	Vilnius	515,000	85	220	6,059	2,339	DJB
1027	United States	Toledo, OH-MI	515,000	240	622	2,117	817	AJA
1027	United States	Wichita, KS	515,000	215	557	2,200	849	AJA
1032	China	Panzhuhua, SC	511,000	47	121	10,930	4,220	GJB
1033	Brazil	Porto Velho	510,000	33	85	15,455	5,967	DJB
1033	Cameroon	Bamenda	510,000	40	104	12,750	4,923	DJB
1033	China	Heyuan, GD	510,000	100	259	5,100	1,969	CJB
1033	Congo (Dem. Rep.)	Kikwit	510,000	20	52	25,500	9,846	DJB
1014	France	Douai-Lens	510,000	187	484	2,706	1,045	AJA
1033	India	Davanagere, KT	510,000	16	41	27,188	10,497	AJB
1029	Japan	Kanazawa	510,000	53	137	9,623	3,715	CJB
1033	Kazakhstan	Karagandy	510,000	113	293	4,513	1,742	DJB
1033	Russia	Penza	510,000	47	122	10,851	4,190	CJB
1033	South Africa	East London	510,000	65	168	7,846	3,029	CJB
1033	Thailand	Lampang	510,000	41	106	12,439	4,803	DJB
1044	China	Binzhou, SD	507,000	82	214	6,147	2,373	GJB
1045	China	Jingmen, HUB	505,000	54	140	9,352	3,611	CJB
1045	China	Zhucheng (Weifang), SD	505,000	88	228	5,735	2,214	GJB
1045	Egypt	Tanta	505,000	9	23	56,111	21,664	CJB
1045	United States	Palm Bay, FL	505,000	232	601	1,953	754	AJA
1049	Turkey	Diyarbakir	503,000	24	63	20,669	7,980	GJB
1050	Canada	Kitchener, ON	500,000	104	269	4,525	1,747	AJA
1050	China	Fuyang (Hangzhou), ZJ	500,000	45	116	11,167	4,312	GJB
1050	China	Zoucheng (Jining), SD	500,000	40	104	12,500	4,826	CJB
1050	Germany	Karlsruhe	500,000	75	194	6,667	2,574	CJB
1050	Morocco	Tetouan	500,000	20	52	25,000	9,653	CJB
1050	Russia	Lipetsk	500,000	139	360	3,597	1,389	CJB
1050	Thailand	Nakhon Ratchasima	500,000	103	267	4,854	1,874	CJB

Urban density calculation: Current Year (2020) except where Population Basis ="A" where urban density figure (only) is for latest population year.

Table 3

BUILT-UP URBAN AREAS BY LAND AREA (URBAN FOOTPRINT): 2020



Urban Areas 500,000 & Over Population

Rank	Geography	Urban Area	Population Estimate	Built-Up Land Area		Urban Population Density		Basis:Pop: Area
				Square Miles	Square Kilometers	Per Square Mile	Per Square Kilometer	
1	United States	New York, NY-NJ-CT	20,870,000	4,669	12,093	4,404	1,700	A A
2	United States	Boston-Providence, MA-RI-NH-CT-ME	7,302,000	3,683	9,538	1,883	727	A A
3	Japan	Tokyo-Yokohama	37,977,000	3,178	8,230	11,951	4,614	G B
4	United States	Atlanta, GA	5,361,000	2,857	7,400	1,639	633	A A
5	United States	Chicago, IL-IN-WI	9,014,000	2,705	7,006	3,336	1,288	A A
6	United States	Los Angeles, CA	15,402,000	2,452	6,351	5,981	2,309	A A
7	Russia	Moscow	17,125,000	2,274	5,891	7,529	2,907	G B
8	United States	Washington-Baltimore, DC-VA-MD	7,518,000	2,124	5,281	3,250	1,255	A A
9	United States	Philadelphia, PA-NJ-DE-MD	5,684,000	2,096	5,430	2,647	1,022	A A
10	United States	Dallas-Fort Worth, TX	6,830,000	2,038	5,279	2,776	1,072	A A
11	United States	Houston, TX	6,406,000	1,904	4,930	2,779	1,073	A A
12	China	Guangzhou-Foshan, GD	20,902,000	1,676	4,342	12,469	4,814	L B
13	United States	Detroit, MI	4,189,000	1,648	4,269	2,524	975	A A
14	China	Beijing, BJ-HEB	19,433,000	1,611	4,172	12,065	4,658	L B
15	China	Shanghai, SHG-JS-ZJ	22,120,000	1,571	4,068	14,083	5,437	L B
16	Japan	Nagoya	9,113,000	1,430	3,704	6,372	2,460	G B
17	United States	Cleveland, OH	2,774,000	1,379	3,573	2,037	786	A A
18	Indonesia	Jakarta	34,540,000	1,367	3,540	25,274	9,758	G B
19	United States	Miami, FL	6,144,000	1,279	3,313	4,301	1,661	A A
20	United States	Seattle, WA	4,017,000	1,260	3,264	2,707	1,045	A A
21	United States	Phoenix, AZ	4,602,000	1,250	3,236	3,078	1,188	A A
22	Argentina	Buenos Aires	16,157,000	1,244	3,221	12,990	5,015	G B
23	Thailand	Bangkok	17,066,000	1,235	3,199	13,819	5,336	G B
24	Brazil	Sao Paulo	22,046,000	1,203	3,116	18,325	7,075	G B
25	United States	Charlotte, NC-SC	2,075,000	1,193	3,091	1,457	563	A A
26	Japan	Osaka-Kobe-Kyoto	14,977,000	1,166	3,019	12,849	4,961	G B
27	United States	Minneapolis-St. Paul, MN-WI	2,917,000	1,111	2,878	2,385	921	A A
28	United States	San Francisco-San Jose, CA	6,425,000	1,109	2,872	5,313	2,051	A A
29	China	Tianjin, TJ	10,800,000	1,086	2,813	9,943	3,839	G B
30	South Korea	Seoul-Incheon	21,794,000	1,069	2,768	20,392	7,873	G B
31	Germany	Essen-Dusseldorf	6,125,000	1,036	2,684	5,910	2,282	G B
32	United States	Tampa-St. Petersburg, FL	2,782,000	1,004	2,601	2,432	939	A A
33	United States	St. Louis, MO-IL	2,247,000	990	2,565	2,258	872	A A
34	Australia	Melbourne, VIC	4,539,000	982	2,705	4,273	1,650	A A
35	South Africa	Johannesburg-East Rand	9,505,000	982	2,542	9,683	3,739	G B
36	France	Paris	11,020,000	969	2,845	11,004	4,249	A A
37	United States	Pittsburgh, PA	1,693,000	922	2,387	1,882	727	A A
38	Mexico	Mexico City	20,996,000	921	2,386	22,791	8,800	G B
39	Canada	Toronto, ON	6,871,000	901	2,300	7,139	2,756	A A
40	US: Puerto Rico	San Juan	2,061,000	876	2,268	2,353	908	G A
41	India	Delhi, DL-UP-HR	29,617,000	862	2,232	34,366	13,269	G B
42	Malaysia	Kuala Lumpur	8,285,000	835	2,162	9,927	3,833	G B
43	United States	Orlando, FL	2,325,000	831	2,154	2,245	867	A A
44	China	Quanzhou, FJ	6,345,000	807	2,090	7,863	3,036	G B
45	United States	Cincinnati, OH-KY-IN	1,693,000	797	2,065	2,038	787	A A
46	Australia	Sydney, NSW	4,578,000	786	2,179	5,499	2,123	A A
47	Egypt	Cairo	19,372,000	776	2,010	24,958	9,636	G B
48	Australia	Brisbane, QLD	2,180,000	761	2,005	2,699	1,042	A A
49	Nigeria	Lagos	15,279,000	759	1,965	20,140	7,776	G B
50	Nigeria	Onitsha	6,269,000	750	1,942	8,362	3,229	G B
51	United States	San Diego, CA	3,200,000	740	1,916	3,997	1,543	A A
52	Brazil	Rio de Janeiro	12,272,000	738	1,912	16,624	6,419	G B
53	United States	Kansas City, MO-KS	1,722,000	728	1,885	2,204	851	A A

54	Italy	Milan	4,907,000	726	1,881	6,758	2,609	G B
55	Philippines	Manila	23,088,000	723	1,873	31,927	12,327	G B
56	United States	Indianapolis, IN	1,623,000	718	1,860	2,071	800	A A
57	United States	Raleigh, NC	1,493,000	706	1,829	1,744	673	A A
58	China	Chengdu, SC	11,309,000	706	1,828	16,027	6,188	G B
59	China	Shenzhen, GD	15,929,000	696	1,803	22,884	8,836	G B
60	United States	Denver, CO	2,813,000	681	1,765	3,485	1,346	A A
61	China	Dongguan, GD	7,981,000	678	1,755	11,775	4,546	G B
62	United Kingdom	London	10,979,000	671	1,739	14,580	5,629	A A
63	United States	Salt Lake City, UT	2,412,000	665	1,723	3,081	1,190	A A
64	Iran	Tehran	13,633,000	658	1,704	20,724	8,002	G B
65	Saudi Arabia	Riyadh	6,881,000	646	1,672	10,659	4,115	G B
66	China	Qingdao, SD	5,911,000	639	1,656	9,245	3,569	G B
67	China	Zhengzhou, HEN	6,765,000	639	1,656	10,581	4,085	G B
68	China	Wuhan, HUB	8,962,000	636	1,646	14,100	5,444	G B
69	Viet Nam	Ho Chi Minh City	13,312,000	632	1,638	21,048	8,127	G B
70	China	Nanjing, JS	7,496,000	623	1,613	12,040	4,649	G B
71	United States	Jacksonville, FL	1,231,000	608	1,574	1,753	677	A A
72	Australia	Perth, WA	1,978,000	604	1,722	3,100	1,197	A A
73	United States	San Antonio, TX	2,122,000	601	1,557	2,925	1,129	A A
74	China	Chongqing, CQ	7,739,000	593	1,537	13,043	5,036	G B
75	China	Shenyang-Fushun, LN	7,105,000	585	1,515	12,148	4,690	G B
76	United Arab Emirates	Dubai	6,036,000	582	1,508	10,370	4,004	G B
77	United States	Nashville, TN	1,157,000	579	1,501	1,674	646	A A
78	United States	Milwaukee, WI	1,393,000	565	1,463	2,436	941	A A
79	China	Hangzhou, ZJ	6,446,000	558	1,446	11,546	4,458	G B
80	United States	Portland, OR-WA	2,091,000	538	1,393	3,440	1,328	A A
81	China	Suzhou, JS	4,979,000	535	1,387	9,298	3,590	G B
82	Turkey	Istanbul	15,154,000	531	1,375	28,546	11,022	G B
83	United States	Birmingham, AL	825,000	530	1,373	1,413	546	A A
84	Russia	St. Petersburg	5,230,000	530	1,372	9,869	3,810	G B
85	United States	Virginia Beach-Norfolk, VA	1,488,000	529	1,371	2,720	1,050	A A
86	Germany	Berlin	3,972,000	528	1,368	7,520	2,903	G B
87	United States	Austin, TX	1,862,000	528	1,367	2,580	996	A A
88	Spain	Madrid	6,026,000	527	1,365	11,434	4,415	G B
89	United States	Hartford, CT	918,000	525	1,360	1,761	680	A A
90	India	Kolkata, WB	17,560,000	522	1,351	33,654	12,994	G B
91	United States	Columbus, OH	1,487,000	518	1,341	2,641	1,020	A A
92	United States	Memphis, TN-MS-AR	1,078,000	501	1,298	2,152	831	G A
93	United States	Richmond, VA	1,074,000	501	1,298	1,904	735	A A
94	Canada	Montréal, QC	3,625,000	500	1,294	7,045	2,720	A A
95	Brazil	Belo Horizonte	5,159,000	497	1,288	10,374	4,005	G B
96	India	Hyderabad, TL	9,746,000	492	1,273	19,824	7,654	G B
97	United States	Louisville, KY-IN	1,028,000	489	1,266	1,991	769	A A
98	Saudi Arabia	Jiddah	4,366,000	487	1,263	8,957	3,458	G B
99	Saudi Arabia	Ad-Dammam	2,546,000	485	1,257	5,245	2,025	G B
100	South Africa	Pretoria	3,709,000	483	1,252	7,673	2,963	G B
101	United States	Sacramento, CA	1,912,000	476	1,233	3,622	1,398	A A
102	Ghana	Accra	5,138,000	472	1,222	10,890	4,205	G B
103	India	Bangalore, KA	13,707,000	465	1,205	29,468	11,378	G B
104	China	Changzhou, JS	3,647,000	452	1,172	8,062	3,113	G B
105	Chile	Santiago	7,007,000	443	1,148	15,807	6,103	G B
106	Italy	Rome	3,189,000	442	1,145	7,211	2,784	G B
107	Azerbaijan	Baku	2,934,000	438	1,135	6,693	2,584	G B
108	United States	Knoxville, TN	695,000	438	1,134	1,276	493	A A
109	China	Xi'an, SAA	6,680,000	422	1,094	15,812	6,105	G B
110	United States	Oklahoma City, OK	978,000	418	1,084	2,060	795	A A
111	United States	Las Vegas, NV	2,482,000	417	1,080	4,522	1,746	A A
112	China: Taiwan	Taipei	8,918,000	415	1,076	21,468	8,289	G B
113	Uzbekistan	Tashkent	3,492,000	415	1,075	8,412	3,248	G B
114	South Africa	Durban	3,223,000	414	1,074	7,776	3,002	G B
115	Spain	Barcelona	4,588,000	414	1,072	11,088	4,281	G B
116	United Arab Emirates	Abu Dhabi	1,270,000	411	1,064	3,093	1,194	G B

117	India	Chennai, TN	11,324,000	405	1,049	27,971	10,800	GJB
118	Pakistan	Karachi	14,835,000	403	1,044	36,803	14,210	GJB
119	Italy	Naples	3,574,000	398	1,032	8,973	3,464	GJB
120	Sudan	Khartoum	7,282,000	398	1,031	18,293	7,063	GJB
121	Netherlands	Rotterdam-Hague	2,770,000	397	1,028	6,981	2,695	GJB
122	Angola	Luanda	8,417,000	395	1,023	21,300	8,224	GJB
123	Brazil	Brasilia	3,313,000	392	1,016	8,445	3,261	GJB
124	Hungary	Budapest	2,395,000	385	998	6,217	2,400	GJB
125	Thailand	Pattaya-Chon Buri	1,390,000	385	997	3,610	1,394	CJB
126	China	Dalian, LN	3,776,000	381	988	9,900	3,822	GJB
127	United States	Buffalo, NY	910,000	380	984	2,463	951	AJA
127	United States	Columbia, SC	675,000	380	984	1,447	559	AJA
129	Viet Nam	Hanoi	6,576,000	372	963	17,685	6,828	GJB
130	China	Linyi, SD	2,141,000	370	959	5,779	2,231	GJB
131	Portugal	Lisbon	2,656,000	367	952	7,229	2,791	GJB
132	United States	Baton Rouge, LA	700,000	367	951	1,619	625	AJA
133	India	Mumbai, MH	23,355,000	364	944	64,077	24,740	GJB
134	China	Ningbo, ZJ	3,649,000	364	944	10,014	3,866	GJB
135	Brazil	Campinas	2,783,000	363	940	7,671	2,962	GJB
136	United States	McAllen, TX	823,000	359	930	2,031	784	AJA
137	Nigeria	Abuja	3,344,000	358	926	9,351	3,610	GJB
138	United States	Tucson, AZ	952,000	354	917	2,380	919	AJA
139	Canada	Vancouver, BC	2,395,000	353	876	6,421	2,479	AJA
140	Indonesia	Surabaya	6,499,000	352	911	18,468	7,131	GJB
141	United States	Dayton, OH	745,000	351	909	2,063	797	AJA
142	United States	Springfield, MA-CT	660,000	349	904	1,779	687	AJA
143	United States	Cape Coral, FL	674,000	347	899	1,527	590	AJA
144	Brazil	Porto Alegre	3,519,000	347	898	10,146	3,917	GJB
145	Mexico	Monterrey	5,390,000	346	897	15,571	6,012	GJB
146	United States	Allentown, PA-NJ	745,000	346	896	1,922	742	AJA
147	Peru	Lima	9,848,000	344	890	28,656	11,064	GJB
148	United States	Tulsa, OK	740,000	336	870	1,949	753	AJA
149	Russia	Nizhniy Novgorod	1,541,000	331	857	4,657	1,798	GJB
150	Jordan	Amman	4,425,000	330	856	13,394	5,171	GJB
151	Pakistan	Lahore	11,021,000	329	853	33,452	12,916	GJB
152	China	Wuxi, JS	3,642,000	329	852	11,067	4,273	GJB
153	Kenya	Nairobi	6,020,000	329	851	18,316	7,072	GJB
154	China	Hefei, AH	4,628,000	328	848	14,128	5,455	GJB
155	United States	Sarasota, FL	715,000	327	847	1,966	759	AJA
156	Australia	Adelaide, SA	1,205,000	326	837	3,580	1,382	AJA
157	Bolivia	Santa Cruz de la Sierra	1,978,000	325	843	6,079	2,347	GJB
158	South Africa	Cape Town	4,228,000	324	839	13,046	5,037	GJB
159	United States	Rochester, NY	745,000	324	839	2,225	859	AJA
160	Brazil	Curitiba	3,124,000	324	838	9,650	3,726	GJB
161	Zimbabwe	Harare	2,817,000	322	833	8,760	3,382	GJB
162	Brazil	Goiania	2,496,000	321	831	7,776	3,002	GJB
163	China	Zibo, SD	2,466,000	320	829	7,704	2,975	GJB
164	China	Zhangjiaggang (Suzhou), JS	2,420,000	318	824	7,602	2,935	GJB
165	China	Changchun, JL	3,968,000	316	820	12,538	4,841	GJB
166	Mexico	Guadalajara	5,253,000	313	810	16,793	6,484	GJB
167	Ukraine	Dnipropetrovsk	925,000	310	803	2,984	1,152	CJB
168	Malaysia	Johor Bahru	1,981,000	308	799	6,422	2,480	GJB
169	China	Jinan, SD	4,026,000	308	797	13,076	5,049	GJB
170	China	Putian, FJ	2,191,000	308	797	7,124	2,751	GJB
171	Portugal	Porto	1,323,000	307	796	4,307	1,663	GJB
172	Germany	Hamburg	1,976,000	307	794	6,447	2,489	GJB
173	Belgium	Brussels	1,990,000	306	792	6,509	2,513	GJB
174	China	Zhongshan, GD	2,828,000	305	791	9,257	3,574	GJB
175	Russia	Novosibirsk	1,646,000	302	782	5,453	2,105	GJB
176	Germany	Cologne-Bonn	2,085,000	301	779	6,937	2,678	GJB
177	Pakistan	Rawalpindi-Islamabad	4,506,000	298	772	15,113	5,835	GJB
178	Uganda	Kampala	4,862,000	298	772	16,317	6,300	GJB
179	United States	Albany, NY	625,000	296	767	2,010	776	AJA

180	France	Toulon	580,000	295	764	1,902	734	AJA
181	Ukraine	Kiyev	2,851,000	294	762	9,694	3,743	GJB
182	United States	Charleston, SC	670,000	293	759	1,870	722	AJA
183	China	Changsha, HUN	4,242,000	289	748	14,685	5,670	GJB
184	China	Fuzhou, FJ	4,039,000	288	746	14,031	5,417	GJB
185	United States	Grand Rapids, MI	595,000	281	728	2,028	783	AJA
186	China	Kunming, YN	3,755,000	281	727	13,376	5,164	GJB
187	Kuwait	Kuwait	4,022,000	280	724	14,389	5,556	GJB
188	China	Xiamen, FJ	4,773,000	276	715	17,297	6,678	GJB
189	Paraguay	Asuncion	2,597,000	274	708	9,495	3,666	GJB
190	Russia	Volgograd	1,317,000	271	703	4,852	1,873	GJB
191	United States	Omaha, NE-IA	810,000	271	702	2,675	1,033	AJA
192	Sri Lanka	Colombo	3,432,000	270	700	12,706	4,906	GJB
193	United States	New Orleans, LA	963,000	268	695	3,353	1,295	AJA
194	Iraq	Baghdad	5,796,000	268	693	21,665	8,365	GJB
195	China	Nanchang, JX	3,495,000	267	692	13,090	5,054	GJB
196	France	Marseille	1,330,000	266	689	5,003	1,932	GJB
197	Poland	Katowice-Gliwice-Tychy	1,726,000	261	675	6,625	2,558	GJB
198	Ukraine	Donetsk	870,000	260	673	3,346	1,292	CJB
198	United States	Harrisburg, PA	520,000	260	673	1,708	659	AJA
200	Turkey	Ankara	4,725,000	259	672	18,209	7,031	GJB
201	China	Harbin, HL	4,458,000	259	670	17,244	6,658	GJB
202	Belgium	Antwerp	1,013,000	257	665	3,944	1,523	GJB
203	Germany	Frankfurt	1,904,000	255	660	7,476	2,886	GJB
204	United States	Albuquerque, NM	874,000	254	658	2,917	1,126	AJA
205	China	Shijiazhuang, HEB	3,706,000	252	653	14,703	5,677	GJB
206	United States	El Paso, TX-NM	844,000	252	652	3,189	1,231	AJA
207	Ghana	Kumasi	3,877,000	251	651	15,421	5,954	GJB
208	India	Pune, MH	7,764,000	251	649	30,966	11,956	GJB
209	Australia	Gold Coast, QLD-NSW	645,000	250	648	2,398	926	AJA
210	China	Dongying, SD	932,000	248	643	3,754	1,449	GJB
211	Russia	Yekaterinburg	1,363,000	244	632	5,589	2,158	GJB
212	United Kingdom	Manchester	2,727,000	244	631	10,484	4,048	AJA
213	China	Guiyang, GZ	3,156,000	243	629	12,989	5,015	GJB
214	United States	Toledo, OH-MI	515,000	240	622	2,117	817	AJA
215	China	Urumqi, XJ	3,182,000	236	613	13,455	5,195	GJB
216	Tanzania	Dar es Salaam	6,698,000	233	604	28,719	11,088	GJB
217	Myanmar	Yangon	6,314,000	233	603	27,128	10,474	GJB
218	United States	Palm Bay, FL	505,000	232	601	1,953	754	AJA
219	Canada	Calgary, AB	1,326,000	231	586	5,349	2,065	AJA
220	United Kingdom	Birmingham	2,605,000	231	599	10,549	4,073	AJA
221	China	Kunshan (Suzhou), JS	1,690,000	230	596	7,348	2,837	LJB
222	Ethiopia	Addis Ababa	5,320,000	229	593	23,225	8,967	GJB
222	Japan	Kitakyushu	1,760,000	229	593	7,685	2,967	GJB
224	Colombia	Bogota	9,464,000	225	584	41,994	16,214	GJB
225	Greece	Athens	3,325,000	225	584	14,756	5,697	GJB
226	China	Yantai, SD	1,719,000	225	584	7,630	2,946	GJB
227	Saudi Arabia	Khamis Mushayt	775,000	225	583	3,444	1,330	CJB
228	China	Taiyuan, SAX	4,054,000	225	582	18,048	6,968	GJB
229	Canada	Edmonton, AB	1,150,000	224	573	4,736	1,829	AJA
230	Canada	Ottawa, ON-QC	1,036,000	224	521	4,424	1,708	AJA
231	Israel	Tel Aviv	2,654,000	223	577	11,916	4,601	GJB
232	Qatar	Doha	1,827,000	222	576	8,217	3,173	GJB
233	India	Kannur, KL	1,585,000	222	574	7,147	2,759	GJB
234	Denmark	Copenhagen	1,321,000	220	570	5,666	2,188	AJA
235	Viet Nam	Hai Phong	1,623,000	220	569	7,386	2,852	GJB
236	Brazil	Fortaleza	3,525,000	219	568	16,077	6,207	GJB
237	United States	Wichita, KS	515,000	215	557	2,200	849	AJA
238	China	Luoyang, HEN	2,240,000	215	556	10,433	4,028	GJB
238	Japan	Sapporo	2,027,000	213	551	9,526	3,678	GJB
240	Poland	Warsaw	1,935,000	211	547	9,163	3,538	GJB
241	China	Shaoxing, ZJ	1,837,000	211	546	8,714	3,364	GJB
242	Saudi Arabia	Medina	1,424,000	210	543	6,790	2,622	GJB

243	China	Baotou, NM	2,248,000	210	543	10,728	4,142	G B
244	Russia	Omsk	1,128,000	209	542	5,393	2,082	G B
245	China	Handan, HEB	2,000,000	208	540	9,600	3,707	G B
246	Ecuador	Quito	2,672,000	207	535	12,927	4,991	G B
247	Brazil	Recife	3,712,000	206	533	18,052	6,970	G B
248	Kazakhstan	Almaty	2,144,000	205	530	10,478	4,046	G B
249	France	Lille	1,270,000	204	443	6,228	2,405	G B
250	Lebanon	Beirut	2,781,000	204	528	13,647	5,269	G B
251	New Zealand	Auckland	1,333,000	202	524	6,585	2,542	G B
252	Singapore	Singapore	5,745,000	202	523	28,444	10,982	G B
253	United States	Des Moines, IA	525,000	201	521	2,239	864	A A
254	Malaysia	Penang	1,320,000	201	519	6,581	2,541	G B
255	India	Kozhikode, KL	1,992,000	199	517	9,988	3,856	G B
256	Finland	Helsinki	1,282,000	199	641	6,171	2,383	A A
257	China	Cixi (Ningbo), ZJ	1,562,000	198	513	7,885	3,044	G B
258	France	Grenoble	530,000	198	513	2,551	985	A A
259	India	Jaipur, RJ	4,171,000	198	512	21,093	8,144	G B
260	France	Toulouse	944,000	196	507	4,825	1,863	G B
261	Uzbekistan	Samarkand	1,201,000	196	506	6,143	2,372	G B
261	Japan	Fukuoka	2,128,000	195	504	10,940	4,224	G B
263	Libya	Tripoli	1,226,000	194	503	6,316	2,439	G B
264	Argentina	Cordoba	1,591,000	193	501	8,222	3,175	G B
265	China	Yinchuan, NX	1,791,000	193	500	9,268	3,578	G B
266	Uzbekistan	Namangan	560,000	190	492	2,947	1,138	D B
267	China	Nanning, GX	3,087,000	190	492	16,259	6,278	G B
268	United Kingdom	Leeds-Bradford	1,890,000	188	488	9,434	3,642	A A
269	United States	Colorado Springs, CO	645,000	188	487	2,973	1,148	A A
270	Indonesia	Bandung	7,065,000	188	487	37,580	14,510	G B
271	France	Douai-Lens	510,000	187	484	2,706	1,045	A A
272	Nigeria	Benin City	1,897,000	186	483	10,172	3,927	G B
273	United Arab Emirates	Al Ain	1,185,000	186	483	6,356	2,454	G B
274	China	Wenzhou, ZJ	3,573,000	186	483	19,172	7,402	G B
275	Germany	Munich	1,928,000	186	482	10,357	3,999	G B
276	Russia	Krasnoyarsk	1,022,000	186	481	5,505	2,125	G B
277	Indonesia	Medan	3,632,000	185	478	19,659	7,590	G B
278	Germany	Stuttgart	1,301,000	184	476	7,073	2,731	G B
279	China	Hohhot, NM	2,087,000	184	476	11,350	4,382	G B
280	Congo (Dem. Rep.)	Kinshasa	13,528,000	183	473	74,116	28,616	C B
281	Burkina Faso	Ouagadougou	3,460,000	182	472	19,004	7,337	G B
282	Nigeria	Ibadan	3,613,000	182	470	19,894	7,681	G B
283	Morocco	Casablanca	4,191,000	181	468	23,186	8,952	G B
284	China	Haikou, HA	1,937,000	179	463	10,833	4,183	G B
285	France	Lyon	1,413,000	178	462	7,916	3,056	G B
286	Ireland	Dublin	1,306,000	178	460	7,355	2,840	G A
287	France	Bordeaux	823,000	177	812	4,660	1,799	G B
288	Bangladesh	Dhaka	15,443,000	176	456	87,676	33,852	G B
289	Brazil	Sao Luis	1,499,000	175	454	8,549	3,301	G B
290	Saudi Arabia	Mecca	1,813,000	174	450	10,424	4,025	G B
291	Tunisia	Tunis	2,404,000	174	450	13,833	5,341	G B
292	Russia	Kazan	1,152,000	173	447	6,674	2,577	G B
293	China	Zhangzhou, FJ	1,281,000	173	447	7,423	2,866	G B
294	Mexico	Puebla	2,401,000	172	446	13,928	5,378	G B
295	China	Qinhuangdao, HEB	1,222,000	171	443	7,146	2,759	G B
296	United States	Fresno, CA	745,000	171	443	3,830	1,479	A A
297	Algeria	Algiers	3,493,000	171	442	20,471	7,904	G B
298	India	Kochi, KL	2,060,000	170	441	12,108	4,675	G B
299	United States	Honolulu, HI	875,000	170	440	4,718	1,822	A A
300	Brazil	Salvador	3,282,000	168	435	19,526	7,539	G B
301	Nigeria	Port Harcourt	2,359,000	167	434	14,085	5,438	G B
302	Mexico	Toluca	1,753,000	167	433	10,490	4,050	G B
303	Belarus	Minsk	2,107,000	167	432	12,635	4,878	G B
304	Viet Nam	Da Nang	1,430,000	166	430	8,609	3,324	G B
305	Mexico	Merida	1,146,000	166	429	6,912	2,669	G B

306	Dominican Republic	Santo Domingo	4,097,000	166	429	24,736	9,551	GJB
307	Canada	Québec, QC	725,000	165	428	4,266	1,647	AJA
308	Sweden	Stockholm	1,436,000	164	414	8,782	3,391	GJA
309	Mali	Bamako	3,637,000	163	421	22,366	8,636	GJB
310	United States	Murrieta, CA	724,000	163	421	2,719	1,050	AJA
311	Costa Rica	San Jose	1,945,000	162	420	11,996	4,632	GJB
312	Mozambique	Maputo	2,429,000	161	416	15,112	5,835	GJB
313	Togo	Lome	2,536,000	160	416	15,806	6,103	GJB
314	Mexico	Tijuana	2,002,000	160	415	12,490	4,822	GJB
315	China	Yingkou, LN	997,000	159	413	6,252	2,414	GJB
316	Russia	Chelyabinsk	1,176,000	159	412	7,385	2,851	GJB
317	Romania	Bucharest	1,870,000	159	412	11,759	4,540	GJB
318	Guatemala	Guatemala City	2,927,000	158	410	18,476	7,134	GJB
319	Guinea	Conakry	2,735,000	158	408	17,362	6,703	GJB
320	China	Jiangmen, GD	1,587,000	157	406	10,130	3,911	GJB
321	Venezuela	Maracaibo	2,461,000	156	404	15,770	6,089	GJB
322	South Korea	Busan	3,286,000	155	402	21,166	8,172	GJB
323	China	Weifang, SD	1,413,000	154	398	9,195	3,550	GJB
324	China	Nantong, JS	1,405,000	153	397	9,171	3,541	GJB
325	Kazakhstan	Shimkent	1,122,000	153	396	7,337	2,833	GJB
326	China	Xuzhou, JS	1,676,000	153	396	10,968	4,235	GJB
327	Ukraine	Kharkov	1,486,000	152	395	9,748	3,764	GJB
328	India	Thrissur, KL	1,214,000	152	394	7,973	3,078	GJB
329	Russia	Lipetsk	625,000	152	394	4,112	1,588	CJB
330	Spain	Valencia	1,393,000	152	393	9,190	3,548	GJB
331	China	Baoding, HEB	1,347,000	151	391	8,914	3,442	GJB
332	South Africa	Port Elizabeth	1,188,000	151	390	7,884	3,044	GJB
333	Bahrain	Al-Manamah	535,000	150	389	3,567	1,377	CJB
334	Armenia	Yerevan	1,403,000	149	385	9,428	3,640	GJB
335	India	Lucknow, UP	4,577,000	149	385	30,804	11,893	GJB
336	Oman	Muscat	1,205,000	148	383	8,139	3,142	GJB
337	Russia	Rostov	1,241,000	147	381	8,430	3,255	GJB
338	Italy	Turin	1,445,000	147	380	9,838	3,798	GJB
339	Cote d'Ivoire	Abidjan	4,965,000	145	376	34,185	13,199	GJB
340	China	Daqing, HL	994,000	145	376	6,846	2,643	GJB
341	China: Taiwan	Kaohsiung	2,301,000	145	375	15,888	6,134	GJB
342	Mexico	Ciudad Juarez	1,448,000	144	374	10,026	3,871	GJB
343	China	Anshan, LN	1,713,000	143	372	11,941	4,610	GJB
344	Ukraine	Odessa	1,137,000	143	371	7,948	3,069	GJB
345	China	Tangshan, HEB	1,624,000	142	369	11,407	4,404	GJB
346	China	Puning (Jieyang), GD	1,897,000	142	368	13,335	5,149	GJB
347	Venezuela	Valencia	1,762,000	142	368	12,390	4,784	GJB
348	Mexico	Leon	1,814,000	142	368	12,765	4,929	GJB
349	China	Datong, SAX	1,611,000	142	368	11,346	4,381	GJB
350	China	Shantou, GD	2,408,000	142	368	16,969	6,552	GJB
351	Iran	Esfahan	2,199,000	141	364	15,634	6,036	GJB
352	China: Taiwan	Taichung	2,395,000	140	363	17,080	6,595	GJB
353	Brazil	Cuiaba	770,000	140	363	5,500	2,124	CJB
354	Mexico	Queretaro	1,201,000	140	361	8,607	3,323	GJB
355	Congo (Dem. Rep.)	Lubumbashi	2,833,000	139	360	20,354	7,859	GJB
356	Russia	Lipetsk	500,000	139	360	3,597	1,389	CJB
356	Russia	Vladivostok	710,000	139	360	5,108	1,972	CJB
358	India	Ahmadabad, GJ	7,410,000	139	359	53,412	20,622	GJB
359	United States	Bakersfield, CA	650,000	138	357	3,797	1,466	AJA
360	China	Chaoyang (Shantou), GD	2,735,000	138	357	19,858	7,667	GJB
361	United Kingdom	Glasgow	1,259,000	138	357	8,782	3,391	AJA
362	China	Huaian, JS	1,562,000	136	353	11,456	4,423	GJB
363	China	Yiwu (Jinhua), ZJ	1,573,000	136	353	11,546	4,458	GJB
364	Argentina	Mendoza	1,157,000	135	350	8,565	3,307	GJB
365	China	Yangzhou, JS	1,186,000	135	350	8,785	3,392	GJB
366	China	Fuqing (Fuzhou), FJ	823,000	135	349	6,099	2,355	GJB
367	China	Lanzhou, GS	2,382,000	135	349	17,657	6,817	GJB
368	Russia	Ufa	948,000	134	348	7,057	2,725	GJB

369	China	Zhuhai, GD	1,552,000	134	347	11,587	4,474	GJB
370	China	Bengbu, AH	967,000	134	346	7,242	2,796	GJB
371	Canada	Winnipeg, MB	745,000	133	344	5,361	2,070	AJA
372	Turkey	Konya	966,000	132	343	7,292	2,815	GJB
373	China	Changshu (Suzhou), JS	1,149,000	132	343	8,679	3,351	GJB
374	Turkey	Kayseri	966,000	132	342	7,326	2,829	GJB
374	Nigeria	Nsukka	1,690,000	131	340	12,883	4,974	GJW
376	Austria	Vienna	1,809,000	130	338	13,877	5,358	GJB
377	Russia	Krasnodar	869,000	130	337	6,670	2,575	GJB
378	China	Lianyungang, JS	824,000	130	337	6,326	2,442	GJB
379	India	Malappuram, KL	1,180,000	130	337	9,076	3,504	GJB
379	Japan	Fuji	755,000	130	337	5,808	2,242	CJB
380	South Africa	Vereeniging	730,000	130	337	5,615	2,168	CJB
380	Thailand	Rayong	595,000	130	337	4,577	1,767	CJB
383	Brazil	Vittoria	1,608,000	130	336	12,377	4,779	GJB
384	Brazil	Manaus	2,235,000	130	336	17,233	6,654	GJB
385	China	Ganzhou, JX	1,340,000	129	333	10,425	4,025	GJB
386	China	Zhenjiang, JS	968,000	128	331	7,570	2,923	GJB
387	Nigeria	Kano	4,514,000	126	325	35,954	13,882	GJB
387	Japan	Mito	655,000	125	324	5,240	2,023	CJB
388	Poland	Gdansk	855,000	125	324	6,840	2,641	CJB
389	Japan	Naha	995,000	124	321	8,037	3,103	GJB
391	China	Huainan, AH	1,171,000	124	320	9,471	3,657	GJB
392	Argentina	Rosario	1,269,000	124	320	10,268	3,964	GJB
393	Russia	Perm	1,040,000	123	320	8,429	3,254	DJB
394	Cuba	Havana	1,610,000	123	319	13,056	5,041	GJB
395	China	Huizhou, GD	1,549,000	123	318	12,605	4,867	GJB
396	Mongolia	Ulaanbaatar	1,508,000	123	317	12,306	4,751	GJB
397	Uruguay	Montevideo	1,508,000	123	317	12,308	4,752	GJB
398	Netherlands	Amsterdam	1,140,000	122	316	9,335	3,604	GJB
399	India	Thiruvananthapuram, KL	2,141,000	121	315	17,628	6,806	GJB
400	Brazil	Santos	1,469,000	121	314	12,132	4,684	GJB
401	Pakistan	Faisalabad	3,727,000	121	314	30,790	11,888	GJB
402	India	Visakhapatnam, AP	2,094,000	121	313	17,302	6,680	GJB
403	Zambia	Lusaka	2,949,000	121	313	24,378	9,412	GJB
404	Brazil	Jundiai	810,000	120	311	6,750	2,606	CJB
404	Germany	Saarbrücken	565,000	120	311	4,708	1,818	CJB
406	Iran	Mashhad	3,167,000	119	309	26,508	10,235	GJB
407	Czech Republic	Prague	1,158,000	119	308	9,725	3,755	GJB
408	Ecuador	Guayaquil	2,921,000	119	308	24,574	9,488	GJB
409	Turkmenistan	Ashgabat	1,168,000	119	307	9,839	3,799	GJB
410	Cambodia	Phnom Penh	2,177,000	119	307	18,346	7,083	GJB
411	China	Laiwu, SD	801,000	118	306	6,781	2,618	GJB
412	China	Panjin, LN	928,000	118	305	7,878	3,042	GJB
413	China	Xining, QH	1,508,000	117	303	12,907	4,983	GJB
414	Turkey	Izmir	2,813,000	116	301	24,215	9,349	GJB
415	Nigeria	Kaduna	1,886,000	116	299	16,325	6,303	GJB
414	Japan	Sendai	1,088,000	114	295	9,558	3,690	GJB
417	Venezuela	Caracas	2,878,000	114	294	25,341	9,784	GJB
418	Kazakhstan	Karagandy	510,000	113	293	4,513	1,742	DJB
419	Egypt	Alexandria	4,318,000	113	292	38,246	14,767	GJB
420	China	Korla, XJ	613,000	113	292	5,440	2,100	GJB
421	China: Hong Kong SAR	Hong Kong	7,347,000	112	291	65,409	25,254	CJB
422	China	Hengyang, HUN	1,213,000	112	290	10,835	4,183	GJB
423	China	Chaozhou, GD	1,424,000	112	289	12,762	4,927	GJB
424	India	Coimbatore, TN	2,067,000	111	288	18,601	7,182	GJB
425	Russia	Cheboksary	630,000	111	287	5,676	2,192	CJB
426	Belgium	Liege	565,000	110	285	5,136	1,983	CJB
426	Brazil	Campo Grande	875,000	110	285	7,955	3,071	CJB
426	Brazil	Sorocaba	770,000	110	285	7,000	2,703	DJB
426	Germany	Hannover	710,000	110	285	6,455	2,492	CJB
424	Japan	Nagano	705,000	110	285	6,409	2,475	CJB
426	Netherlands	Utrecht	715,000	110	285	6,500	2,510	CJB

426	Trinidad & Tobago	Port of Spain	525,000	110	285	4,773	1,843	FJB
433	Russia	Kursk	560,000	109	282	5,138	1,984	CJB
434	Syria	Aleppo	3,224,000	109	282	29,637	11,443	GJB
435	India	Indore, MP	3,243,000	109	281	29,885	11,539	GJB
436	China	Mianyang, SC	1,037,000	108	281	9,565	3,693	GJB
437	India	Nagpur, MH	3,134,000	107	276	29,364	11,337	GJB
438	Bolivia	La Paz	1,813,000	107	276	16,996	6,562	GJB
439	China	Jiaozuo, HEN	974,000	106	274	9,197	3,551	GJB
440	China	Gaomi (Weifang), SD	531,000	106	273	5,031	1,942	GJB
441	Afghanistan	Kabul	4,834,000	105	273	45,850	17,703	GJB
442	Spain	Seville	1,039,000	105	273	9,857	3,806	GJB
443	Germany	Aachen	545,000	105	272	5,190	2,004	CJB
443	Germany	Bremen	645,000	105	272	6,143	2,372	CJB
443	Germany	Dresden	765,000	105	272	7,286	2,813	CJB
443	Mexico	Saltillo	815,000	105	272	7,762	2,997	CJB
443	Saudi Arabia	Hufuf-Mubarraz	805,000	105	272	7,667	2,960	DJB
448	China	Taian, SD	883,000	104	270	8,470	3,270	GJB
449	Canada	Kitchener, ON	500,000	104	269	4,525	1,747	AJA
450	Thailand	Nakhon Ratchasima	500,000	103	267	4,854	1,874	CJB
451	Haiti	Port-au-Prince	2,941,000	103	267	28,561	11,027	GJB
452	China	Huangshi, HUB	1,037,000	102	265	10,125	3,909	GJB
453	Mexico	Cuernavaca	978,000	101	263	9,644	3,724	GJB
454	Bolivia	Cochabamba	1,228,000	101	263	12,110	4,676	GJB
455	Viet Nam	Vung Tau	863,000	101	262	8,520	3,290	GJB
456	Mexico	Chihuahua	978,000	101	261	9,687	3,740	GJB
457	Brazil	Belem	2,156,000	101	261	21,369	8,251	GJB
458	Kyrgyzstan	Bishkek	1,297,000	101	261	12,886	4,975	GJB
459	China	Taizhou, ZJ	1,429,000	100	260	14,229	5,494	GJB
460	India	Chandigarh, CH-HR-PB	2,275,000	100	259	22,731	8,776	GJB
461	China	Heyuan, GD	510,000	100	259	5,100	1,969	CJB
461	Italy	Bergamo	880,000	100	259	8,800	3,398	DJB
461	Latvia	Riga	605,000	100	259	6,050	2,336	DJB
461	Malaysia	Ipoh	800,000	100	259	8,000	3,089	DJB
461	Ukraine	Zaporizhzhya	730,000	100	259	7,300	2,819	DJB
466	China: Taiwan	Tainan	1,124,000	100	259	11,258	4,347	GJB
467	Indonesia	Semarang	1,992,000	100	259	19,958	7,706	GJB
468	Iran	Shiraz	1,430,000	100	258	14,342	5,537	GJB
467	Japan	Niigata	840,000	99	256	8,485	3,276	CJB
470	China	Chuzhou, AH	663,000	99	256	6,707	2,590	GJB
471	Nigeria	Ilorin	1,269,000	98	255	12,902	4,981	GJB
472	France	Nantes	562,000	98	1,173	5,720	2,208	GJB
473	Serbia	Belgrade	1,170,000	98	254	11,925	4,604	GJB
474	France	Nice	955,000	98	744	9,745	3,763	CJB
475	Mexico	Torreón	1,151,000	98	254	11,746	4,535	GJB
476	Tajikistan	Dushanbe	1,390,000	97	251	14,348	5,540	GJB
477	Yemen	Sana	3,032,000	97	251	31,328	12,096	GJB
478	Malawi	Lilongwe	1,220,000	97	250	12,623	4,874	GJB
479	South Korea	Daegu	2,247,000	97	250	23,275	8,986	GJB
480	China	Jilin, JL	1,663,000	96	250	17,252	6,661	GJB
481	Iran	Ahvaz	1,373,000	96	249	14,283	5,515	GJB
482	Russia	Samara	976,000	95	247	10,224	3,947	GJB
483	Georgia	Tblisi	1,207,000	95	247	12,659	4,888	GJB
484	China	Anyang, HEN	1,212,000	95	247	12,715	4,909	GJB
485	China	Suqian, JS	626,000	95	247	6,572	2,537	GJB
486	Germany	Leipzig	625,000	95	246	6,579	2,540	CJB
486	Italy	Catania	725,000	95	246	7,632	2,947	CJB
486	Switzerland	Zurich	815,000	95	246	8,579	3,312	CJB
486	Venezuela	Ciudad Guayana	755,000	95	246	7,947	3,068	DJB
490	Brazil	Natal	1,260,000	94	245	13,338	5,150	GJB
491	Indonesia	Batam	1,362,000	94	243	14,488	5,594	GJB
492	China	Zouping (Binzhou), SD	785,000	93	241	8,441	3,259	CJB
492	Colombia	Medellin	3,720,000	93	241	40,000	15,444	CJB
494	Indonesia	Pekan Baru	1,118,000	92	239	12,122	4,680	GJB

495	China	Cangzhou, HEB	620,000	92	238	6,739	2,602	CJB
495	Russia	Kaliningrad	520,000	92	238	5,652	2,182	CJB
497	India	Surat, GJ	5,807,000	92	238	63,140	24,378	GJB
498	Norway	Oslo	813,000	92	290	8,845	3,415	GJB
499	Congo	Brazzaville	1,850,000	92	238	20,136	7,775	GJB
500	China	Huaibei, AH	1,065,000	91	236	11,684	4,511	GJB
501	Pakistan	Peshawar	2,568,000	91	235	28,360	10,950	GJB
502	India	Jodhpur, RJ	1,686,000	90	234	18,694	7,218	GJB
503	Argentina	Tucuman	750,000	90	233	8,333	3,217	CJB
503	Brazil	Sao Jose dos Campos	750,000	90	233	8,333	3,217	CJB
503	China	Shizuishan, NX	760,000	90	233	8,444	3,260	CJB
503	Germany	Nuremberg	665,000	90	233	7,389	2,853	CJB
501	Japan	Otsu	730,000	90	233	8,111	3,132	CJB
503	Libya	Banghazi	785,000	90	233	8,722	3,368	DJB
503	Russia	Yaroslavl	585,000	90	233	6,500	2,510	CJB
503	Zimbabwe	Bulawayo	545,000	90	233	6,056	2,338	CJB
508	Japan	Hiroshima	1,050,000	90	233	11,689	4,513	GJB
512	Mexico	Mexicali	914,000	89	231	10,244	3,955	GJB
513	Russia	Stavropol	540,000	89	231	6,067	2,342	CJB
513	Turkey	Izmit	645,000	89	231	7,247	2,798	CJB
515	Indonesia	Yogyakarta	1,568,000	89	230	17,632	6,808	GJB
516	China	Rizhao, SD	673,000	89	230	7,572	2,924	GJB
517	Cameroon	Yaounde	4,159,000	88	229	47,094	18,183	GJB
518	China	Zhucheng (Weifang), SD	505,000	88	228	5,735	2,214	GJB
519	China	Nanyang, HEN	909,000	88	228	10,341	3,993	GJB
520	Brazil	Teresina	993,000	88	227	11,312	4,368	GJB
521	China	Taizhou, JS	653,000	88	227	7,454	2,878	GJB
522	Panama	Panama City	1,202,000	87	226	13,750	5,309	GJB
523	Nicaragua	Managua	1,201,000	87	226	13,744	5,307	GJB
524	China	Xiangtan, HUN	996,000	87	226	11,427	4,412	GJB
525	China	Jieyang, GD	1,417,000	87	226	16,266	6,280	GJB
526	Greece	Thessaloniki	845,000	87	225	9,713	3,750	CJB
526	Russia	Saratov	795,000	87	225	9,138	3,528	CJB
528	Pakistan	Multan	2,440,000	87	224	28,174	10,878	GJB
529	China	Zhuzhou, HUN	1,127,000	86	223	13,074	5,048	GJB
530	China	Yongkang (Jinhua), ZJ	695,000	86	223	8,081	3,120	CJB
531	Venezuela	Maracay	1,142,000	86	221	13,356	5,157	GJB
532	Indonesia	Palembang	1,889,000	85	221	22,161	8,556	GJB
533	Chad	N'Djamena	1,585,000	85	220	18,636	7,195	GJB
534	Germany	Mannheim	625,000	85	220	7,353	2,839	CJB
534	Italy	Florence	835,000	85	220	9,824	3,793	CJB
534	Lithuania	Vilnius	515,000	85	220	6,059	2,339	DJB
534	Mexico	Tampico	560,000	85	220	6,588	2,544	CJB
534	Poland	Krakow	765,000	85	220	9,000	3,475	DJB
534	Poland	Poznan	525,000	85	220	6,176	2,385	DJB
540	China	Kaifeng, HEN	799,000	85	220	9,423	3,638	GJB
541	Israel	Jerusalem	1,466,000	84	219	17,377	6,709	GJB
542	Mexico	Oaxaca	600,000	84	218	7,143	2,758	CJB
543	Pakistan	Gujranwala	3,038,000	84	217	36,222	13,985	GJB
544	Angola	Lubango	1,031,000	84	217	12,303	4,750	GJB
545	Sweden	Goteborg	615,000	83	215	6,999	2,702	AJA
546	China	Jiujiang, JX	755,000	83	215	9,096	3,512	CJB
543	Japan	Hamamatsu	955,000	83	215	11,506	4,442	CJB
548	Benin	Cotonou	1,663,000	83	215	20,073	7,750	GJB
549	China	Binzhou, SD	507,000	82	214	6,147	2,373	GJB
550	India	Ludhiana, PB	1,770,000	82	214	21,467	8,288	GJB
551	Mexico	San Luis Potosí	1,185,000	82	212	14,451	5,580	CJB
552	Turkey	Bursa	1,779,000	82	212	21,715	8,384	GJB
553	Indonesia	Malang	1,493,000	82	212	18,261	7,051	GJB
554	China	Liuzhou, GX	1,395,000	81	210	17,192	6,638	GJB
555	China	Heze, SD	815,000	81	210	10,062	3,885	CJB
556	India	Kanpur, UP	3,811,000	81	209	47,233	18,237	GJB
557	China	Yancheng, JS	751,000	81	209	9,315	3,597	GJB

558	Malawi	Blantyre	948,000	80	208	11,780	4,548	GJB
559	Bulgaria	Sofia	934,000	80	208	11,634	4,492	GJB
560	China	Yueyang, HUN	800,000	80	208	9,978	3,853	GJB
561	Indonesia	Surakarta	1,106,000	80	207	13,808	5,331	GJB
562	China	Wuhai, NM	635,000	80	207	7,938	3,065	CJB
562	Iran	Yazd	670,000	80	207	8,375	3,234	CJB
562	Jordan	Irbid	750,000	80	207	9,375	3,620	CJB
562	Saudi Arabia	Buraydah	640,000	80	207	8,000	3,089	DJB
562	Spain	Las Palmas	670,000	80	207	8,375	3,234	CJB
567	China	Fuxin, LN	560,000	80	207	7,012	2,707	GJB
568	China	Qiqihaer, HL	973,000	80	206	12,218	4,717	GJB
569	Nigeria	Enugu	1,126,000	79	206	14,179	5,475	GJB
570	India	Kollam, KL	1,031,000	79	206	12,994	5,017	GJB
571	China	Maanshan, AH	894,000	79	205	11,283	4,356	GJB
572	Philippines	Cebu	2,275,000	79	205	28,723	11,090	GJB
573	India	Guwahati, AS	1,175,000	79	205	14,879	5,745	GJB
574	El Salvador	San Salvador	1,502,000	79	204	19,083	7,368	GJB
575	Turkey	Mersin	1,024,000	79	204	13,025	5,029	GJB
576	Cameroon	Douala	3,330,000	78	203	42,455	16,392	GJB
577	Liberia	Monrovia	1,571,000	78	203	20,034	7,735	GJB
578	Brazil	Joao Pessoa	1,119,000	78	202	14,315	5,527	GJB
579	China	Zhanjiang, GD	1,112,000	77	201	14,355	5,542	GJB
580	Mexico	Aguascalientes	1,011,000	77	200	13,072	5,047	GJB
581	United Kingdom	Liverpool	905,000	77	200	11,211	4,329	AJA
582	Nepal	Kathmandu	3,941,000	77	200	51,155	19,751	GJB
583	Congo	Pointe Noire	1,131,000	77	200	14,682	5,669	DJB
584	Belarus	Gomel	575,000	77	199	7,468	2,883	CJB
584	Switzerland	Basel	545,000	77	199	7,078	2,733	CJB
584	Tunisia	Sfax	745,000	77	199	9,675	3,736	DJB
587	Pakistan	Quetta	954,000	77	199	12,400	4,788	GJB
588	China	Langfang, HEB-TJ-BJ	656,000	77	199	8,556	3,303	GJB
589	Nigeria	Owerri	610,000	77	198	7,960	3,073	GJB
590	Mexico	Cancun	874,000	77	198	11,421	4,410	GJB
591	Peru	Arequipa	876,000	76	197	11,493	4,437	GJB
592	China	Linqi (Weifang), SD	585,000	76	197	7,697	2,972	CJB
592	Moldova	Chisinau	590,000	76	197	7,763	2,997	CJB
594	China	Shiyan, HUB	804,000	75	195	10,684	4,125	GJB
595	Brazil	Uberlandia	655,000	75	194	8,733	3,372	CJB
595	Germany	Karlsruhe	500,000	75	194	6,667	2,574	CJB
592	Japan	Okayama	675,000	75	194	9,000	3,475	CJB
595	Russia	Khabarovsk	605,000	75	194	8,067	3,115	CJB
595	Ukraine	Kriyvyi Rih	655,000	75	194	8,733	3,372	DJB
595	Ukraine	Lviv	720,000	75	194	9,600	3,707	CJB
601	Senegal	Dakar	3,446,000	75	194	46,097	17,798	GJB
602	China	Tongliao, NM	651,000	75	193	8,716	3,365	GJB
603	Venezuela	Barquisimeto	1,146,000	74	193	15,416	5,952	GJB
604	United Kingdom	Southampton-Portsmouth	924,000	74	192	11,537	4,454	AJA
605	China	Ezhou, HUB	760,000	74	192	10,270	3,965	CJB
606	Bangladesh	Chittagong	3,913,000	74	191	53,191	20,537	GJB
607	China	Huzhou, ZJ	651,000	74	191	8,851	3,417	GJB
608	Gabon	Libreville	770,000	73	189	10,548	4,073	DJB
609	China	Shangqiu, HEN	594,000	73	188	8,168	3,154	GJB
610	Syria	Damascus	2,363,000	73	188	32,506	12,551	GJB
611	China	Jining, SD	850,000	73	188	11,697	4,516	GJB
612	Morocco	Rabat	1,835,000	73	188	25,308	9,771	GJB
613	Bangladesh	Savar	1,750,000	72	188	24,144	9,322	GJB
614	China	Shaoguan, GD	595,000	72	186	8,264	3,191	CJB
614	Croatia	Zagreb	700,000	72	186	9,722	3,754	CJB
614	Italy	Padova	620,000	72	186	8,611	3,325	DJB
617	China	Jinhua, ZJ	830,000	72	186	11,532	4,453	GJB
618	India	Vadodara, GJ	2,154,000	72	186	29,933	11,557	GJB
619	Brazil	Florianopolis	695,000	72	186	9,677	3,736	GJB
620	Philippines	Angeles City	636,000	72	186	8,875	3,427	GJB

621	Mexico	Morelia	850,000	72	185	11,874	4,585	GJB
622	Zambia	Kitwe	679,000	72	185	9,486	3,663	GJB
623	China	Changzhi, SAX	730,000	71	185	10,228	3,949	GJB
624	Sierra Leone	Freetown	1,285,000	71	185	18,012	6,954	GJB
625	China	Guilin, GX	950,000	71	184	13,337	5,149	GJB
626	Kazakhstan	Astana	944,000	71	184	13,275	5,125	GJB
627	South Korea	Gwangju	1,460,000	71	184	20,542	7,931	GJB
628	Nigeria	Jos	890,000	71	184	12,556	4,848	GJB
629	Colombia	Cali	2,499,000	71	183	35,416	13,674	GJB
630	China	Jiaxing, ZJ	842,000	70	183	11,947	4,613	GJB
631	China	Pingdingshan, HEN	886,000	70	182	12,576	4,856	GJB
632	Madagascar	Antananarivo	2,202,000	70	182	31,258	12,069	GJB
633	Brazil	Joinville	570,000	70	181	8,143	3,144	CJB
633	Brazil	Londrina	730,000	70	181	10,429	4,027	CJB
633	Brazil	Ribeirao Preto	695,000	70	181	9,929	3,834	CJB
633	Chile	Concepcion	850,000	70	181	12,143	4,688	CJB
633	China	Chaoyang, LN	575,000	70	181	8,214	3,171	CJB
633	China	Jiyuan, HEN	610,000	70	181	8,714	3,364	CJB
633	China	Shenzgzehen, JS-ZJ	650,000	70	181	9,286	3,585	CJB
633	China	Tieling, LN	540,000	70	181	7,714	2,978	CJB
633	China	Yangjiang, GD	765,000	70	181	10,929	4,220	CJB
630	Japan	Shizuoka	670,000	70	181	9,571	3,695	CJB
633	Malaysia	Kuching	770,000	70	181	11,000	4,247	CJB
633	Mexico	Reynosa	650,000	70	181	9,286	3,585	CJB
633	Poland	Lodz	670,000	70	181	9,571	3,695	DJB
633	Saudi Arabia	Tabuk	600,000	70	181	8,571	3,309	CJB
633	Switzerland	Geneva	625,000	70	181	8,929	3,447	CJB
648	Yemen	Aden	764,000	70	181	10,918	4,215	GJB
647	Nigeria	Uyo	1,074,000	70	181	15,358	5,930	GW
650	Turkey	Antalya	891,000	70	181	12,748	4,922	GJB
651	India	Bhopal, MP	2,219,000	70	181	31,784	12,272	GJB
652	United Kingdom	Newcastle upon Tyne	815,000	70	181	11,120	4,293	AJA
653	South Korea	Daejon	1,501,000	70	180	21,585	8,334	GJB
654	Mexico	Hermosillo	874,000	69	178	12,703	4,905	GJB
655	Indonesia	Makassar	1,952,000	69	178	28,383	10,959	GJB
656	Iraq	Mosul	1,207,000	69	178	17,581	6,788	GJB
657	Colombia	Barranquilla	2,040,000	68	177	29,866	11,531	GJB
658	Indonesia	Denpasar	1,389,000	68	177	20,355	7,859	GJB
659	North Korea	Pyongyang	2,228,000	68	176	32,703	12,627	GJB
660	United Kingdom	Nottingham	785,000	68	176	10,721	4,139	AJA
661	Iran	Tabriz	1,333,000	68	176	19,578	7,559	GJB
662	China	Dezhou, SD-HEB	685,000	68	176	10,074	3,890	CJB
662	Italy	Palermo	725,000	68	176	10,662	4,117	CJB
662	Mexico	Culiacan	565,000	68	176	8,309	3,208	CJB
662	South Africa	Bloemfontein	550,000	68	176	8,088	3,123	DJB
662	South Korea	Cheonan	570,000	68	176	8,382	3,236	CJB
667	India	Varanasi, UP	3,214,000	67	175	47,629	18,390	GJB
668	Mauritania	Nouakchott	1,375,000	67	174	20,451	7,896	GJB
669	China	Zhangjiakou, HEB	738,000	67	174	10,983	4,241	GJB
670	India	Srinagar, JK	1,080,000	67	173	16,191	6,251	GJB
671	India	Agra, UP	2,656,000	66	172	39,940	15,421	GJB
672	China	Weihai, SD	779,000	66	170	11,874	4,585	GJB
673	Turkey	Gaziantep	1,535,000	65	169	23,459	9,058	GJB
674	China	Hengshui, HEB	590,000	65	168	9,077	3,505	CJB
674	China	Liuan, AN	585,000	65	168	9,000	3,475	CJB
674	China	Qingyuan, GD	665,000	65	168	10,231	3,950	CJB
674	South Africa	East London	510,000	65	168	7,846	3,029	CJB
674	South Korea	Ulsan	910,000	65	168	14,000	5,405	CJB
674	Spain	Palma	560,000	65	168	8,615	3,326	CJB
680	China	Chifeng, NM	750,000	65	167	11,598	4,478	GJB
681	United Kingdom	Sheffield	730,000	65	167	10,593	4,090	AJA
682	China	Luohe, HEN	818,000	64	166	12,752	4,924	GJB
683	China	Baoji, SAA	845,000	64	166	13,203	5,098	LJB

683	China	Songyuan, JL	595,000	64	166	9,297	3,590	CJB
685	Nigeria	Warri	1,085,000	63	164	17,106	6,605	GJB
686	China	Suining, SC	620,000	63	163	9,841	3,800	CJB
686	China	Tongling, AH	555,000	63	163	8,810	3,402	CJB
686	Mexico	Veracruz	825,000	63	163	13,095	5,056	CJB
689	China	Suzhou, AN	664,000	63	163	10,566	4,080	GJB
690	Turkey	Adana	719,000	62	162	11,508	4,443	GJB
691	Honduras	San Pedro Sula	878,000	62	161	14,144	5,461	GJB
692	United Kingdom	Belfast	635,000	62	161	10,242	3,954	DJA
693	China	Wuhu, AH	1,161,000	62	160	18,775	7,249	GJB
694	India	Meerut, UP	2,134,000	62	160	34,611	13,363	GJB
695	China	Sanmenxia, HEN-SAX	558,000	61	159	9,103	3,515	GJB
696	Russia	Voronezh	935,000	61	158	15,328	5,918	CJB
697	Brazil	Maringa	525,000	60	155	8,750	3,378	CJB
697	Chile	Valparaiso-Vina del Mar	920,000	60	155	15,333	5,920	CJB
697	China	Akesu, XJ	700,000	60	155	11,667	4,505	CJB
697	China	Dandong, LN	865,000	60	155	14,417	5,566	CJB
697	China	Hebi, HEN	595,000	60	155	9,917	3,829	CJB
697	China	Huludao, LN	665,000	60	155	11,083	4,279	CJB
697	China	Jingzhou, HUB	815,000	60	155	13,583	5,244	CJB
697	India	Mangalore, KA	715,000	60	155	10,333	3,990	AJB
697	Italy	Bologna	530,000	60	155	8,833	3,410	CJB
697	Malaysia	Seremban	620,000	60	155	10,333	3,990	CJB
697	Viet Nam	Hue	740,000	60	155	12,333	4,762	CJB
697	Viet Nam	Nha Trang	590,000	60	155	9,833	3,797	CJB
709	Nigeria	Maiduguri	1,172,000	60	154	19,694	7,604	GJB
710	China	Yangquan, SAX	617,000	59	153	10,429	4,027	GJB
711	Algeria	Wahran	1,242,000	59	153	20,995	8,106	GJB
712	China	Qingzhou (Weifang), SD	675,000	59	153	11,441	4,417	CJB
712	China	Sanya, HA	565,000	59	153	9,576	3,697	CJB
714	India	Jamshedpur, JH	1,910,000	59	152	32,504	12,550	GJB
715	India	Amritsar, PB	1,264,000	59	152	21,605	8,342	GJB
716	India	Madurai, TN	2,080,000	58	151	35,567	13,732	GJB
717	Brazil	Maceio	1,061,000	58	151	18,210	7,031	GJB
718	India	Patna, BR	2,949,000	58	149	51,202	19,769	GJB
719	Israel	Haifa	538,000	58	149	9,354	3,612	GJB
720	China	Ruian (Wenzhou), ZJ	1,372,000	58	149	23,857	9,211	GJB
721	Honduras	Tegucigalpa	1,149,000	57	149	20,008	7,725	GJB
722	India	Mysore, KA	1,539,000	57	148	26,970	10,413	GJB
723	Spain	Zaragoza	735,000	57	148	12,895	4,979	CJB
724	China	Qujing, YN	535,000	57	147	9,434	3,642	GJB
725	India	Dehradun, UK	1,272,000	56	146	22,576	8,717	GJB
726	China	Jiamusi, HL	627,000	56	145	11,179	4,316	GJB
727	Russia	Tolyatti	685,000	56	145	12,232	4,723	CJB
727	South Sudan	Juba	545,000	56	145	9,732	3,758	FJB
729	United Kingdom	Bristol	680,000	56	144	11,065	4,272	AJA
730	Central African Rep.	Bangui	1,151,000	56	144	20,724	8,002	GJB
731	Argentina	Mar del Plata	630,000	55	142	11,455	4,423	CJB
731	China	Jinzhou, LN	730,000	55	142	13,273	5,125	CJB
731	China	Laixi (Qingdao), SD	665,000	55	142	12,091	4,668	CJB
731	China	Wafangdian (Dalian), LN	570,000	55	142	10,364	4,002	CJB
731	Iran	Kerman	570,000	55	142	10,364	4,002	CJB
731	Russia	Irkutsk	610,000	55	142	11,091	4,282	CJB
731	Russia	Izhevsk	630,000	55	142	11,455	4,423	CJB
731	Saudi Arabia	Taif	815,000	55	142	14,818	5,721	CJB
739	India	Jalandhar, PB	1,103,000	55	142	20,097	7,759	GJB
740	India	Raipur, CH	1,519,000	55	142	27,725	10,705	GJB
741	India	Ranchi, JH	1,754,000	54	141	32,301	12,471	GJB
742	India	Bhubaneswar, OR	1,116,000	54	140	20,596	7,952	GJB
743	China	Jingmen, HUB	505,000	54	140	9,352	3,611	CJB
743	China	Shuangyashan, HL	535,000	54	140	9,907	3,825	CJB
743	Mexico	Tuxtla Gutierrez	640,000	54	140	11,852	4,576	CJB
746	China	Mudanjiang, HL	806,000	54	140	14,943	5,769	GJB

747	China	Nanchong, SC	913,000	53	138	17,160	6,625	GJB
748	China	Jixi, HL	605,000	53	137	11,415	4,407	CJB
748	China	Zhumadian, HEN	550,000	53	137	10,377	4,007	CJB
745	Japan	Kanazawa	510,000	53	137	9,623	3,715	CJB
748	Russia	Makhachkala	585,000	53	137	11,038	4,262	CJB
752	China	Yichang, HUB	919,000	53	137	17,347	6,698	GJB
753	Congo (Dem. Rep.)	Mbuji-Mayi	3,794,000	53	137	71,921	27,769	GJB
754	India	Nashik, MH	1,920,000	52	136	36,635	14,145	GJB
755	Kenya	Mombasa	1,183,000	52	136	22,572	8,715	GJB
756	China	Bayan Nur, NM	560,000	52	135	10,769	4,158	CJB
756	China	Zhuji (Shaoxing), ZJ	525,000	52	135	10,096	3,898	LJB
756	Spain	Malaga	720,000	52	135	13,846	5,346	CJB
759	China	Xiangyang, HUB	790,000	52	134	15,227	5,879	GJB
760	China	Kashi, XJ	920,000	52	134	17,736	6,848	GJB
761	Niger	Niamey	1,369,000	52	134	26,506	10,234	GJB
762	India	Durg-Bhilainagar, CH	1,154,000	52	134	22,348	8,629	GJB
763	China	Xinyu, JX	575,000	51	132	11,249	4,343	GJB
764	Myanmar	Mandalay	1,633,000	51	132	31,964	12,341	GJB
765	Senegal	Touba	795,000	51	132	15,621	6,031	GJB
766	Laos	Vientiane	1,058,000	51	132	20,801	8,031	DJB
767	India	Kota, RJ	1,191,000	50	130	23,682	9,144	GJB
768	Angola	Huambo	615,000	50	130	12,300	4,749	CJB
768	China	Changde, HUN	720,000	50	130	14,400	5,560	CJB
768	China	Dongming (Heze), SD	560,000	50	130	11,200	4,324	CJB
768	China	Gongyi (Zhengzhou), HEN	715,000	50	130	14,300	5,521	CJB
768	China	Liaocheng, SD	690,000	50	130	13,800	5,328	CJB
768	China	Liaoyang, LN	825,000	50	130	16,500	6,371	CJB
768	China	Shaoyang, HUN	745,000	50	130	14,900	5,753	CJB
768	China	Zhoushan, ZJ	620,000	50	130	12,400	4,788	LJB
768	China	Zhuanghe (Dalian), LN	515,000	50	130	10,300	3,977	CJB
768	India	Durgapur, WB	680,000	50	130	11,620	4,486	AJB
768	India	Thoothukkudi, TN	540,000	50	130	8,200	3,166	AJB
765	Japan	Kumamoto	670,000	50	130	13,400	5,174	CJB
768	Russia	Naberezhnye Tselny	520,000	50	130	10,400	4,015	CJB
768	Russia	Ryazan	525,000	50	130	10,500	4,054	CJB
768	Spain	Bilbao	765,000	50	130	15,300	5,907	CJB
783	Philippines	Davao City	1,222,000	50	129	24,456	9,442	GJB
784	Mexico	Durango	570,000	49	127	11,633	4,492	DJB
784	Venezuela	Barcelona	765,000	49	127	15,612	6,028	CJB
786	Somalia	Mogadishu	1,899,000	49	127	38,841	14,997	GJB
787	Iran	Qom	1,074,000	48	125	22,332	8,622	GJB
788	China	Deyang, SC	650,000	48	124	13,542	5,229	CJB
788	Indonesia	Balikpapan	645,000	48	124	13,438	5,188	CJB
788	Poland	Wroclaw	625,000	48	124	13,021	5,027	CJB
788	Turkey	Eskisehir	740,000	48	124	15,417	5,953	CJB
792	Pakistan	Hyderabad	2,159,000	47	123	45,533	17,580	GJB
793	Brazil	Aracaju	820,000	47	122	17,344	6,697	GJB
794	China	Laiyang (Yantiai), SD	610,000	47	122	12,979	5,011	CJB
794	China	Qufu (Jining), SD	535,000	47	122	11,383	4,395	CJB
794	China	Yuyao (Ningbo), ZJ	735,000	47	122	15,638	6,038	LJB
794	Indonesia	Cliegon	525,000	47	122	11,170	4,313	CJB
794	Russia	Penza	510,000	47	122	10,851	4,190	CJB
794	Russia	Tyumen	715,000	47	122	15,213	5,874	DJB
800	India	Allahabad, UP	3,065,000	47	121	65,352	25,232	GJB
801	China	Yichun, JX	534,000	47	121	11,399	4,401	GJB
802	China	Panzhuhua, SC	511,000	47	121	10,930	4,220	GJB
803	India	Jabalpur, MP	1,696,000	46	120	36,474	14,083	GJB
804	United Kingdom	Edinburgh	530,000	46	120	10,360	4,000	AJA
805	Yemen	Ta'izz	960,000	46	119	20,833	8,044	GJB
806	Algeria	Constantine	590,000	46	119	12,826	4,952	CJB
806	China	Hami, XJ	575,000	46	119	12,500	4,826	CJB
806	China	Longyan, FJ	550,000	46	119	11,957	4,617	CJB
806	China	Qitaihe, HL	720,000	46	119	15,652	6,043	CJB

806	Colombia	Cucuta	805,000	46	119	17,500	6,757	CJB
803	Japan	Kagoshima	570,000	46	119	12,391	4,784	CJB
806	Mexico	Acapulco	800,000	46	119	17,391	6,715	CJB
806	Russia	Astrakhan	525,000	46	119	11,413	4,407	CJB
814	China	Puyang, HEN	573,000	46	118	12,573	4,854	GJB
815	China	Xingtai, HEB	789,000	45	117	17,513	6,762	GJB
816	Argentina	Santa Fe	565,000	45	117	12,556	4,848	CJB
816	Brazil	Feira de Santana	600,000	45	117	13,333	5,148	CJB
816	China	Hegang, HL	715,000	45	117	15,889	6,135	CJB
816	China	Luzhou, SC	860,000	45	117	19,111	7,379	CJB
816	China	Yixing (Wuxi), JS	755,000	45	117	16,778	6,478	CJB
816	China	Yulin, GX	745,000	45	117	16,556	6,392	CJB
816	China	Zhaoqing, GD	645,000	45	117	14,333	5,534	CJB
816	China: Taiwan	Hsinchu	540,000	45	117	12,000	4,633	CJB
813	Japan	Matsuyama	535,000	45	117	11,889	4,590	CJB
816	Morocco	Agadir	620,000	45	117	13,778	5,320	CJB
816	Nigeria	Akure	670,000	45	117	14,889	5,749	WJB
827	China	Fuyang (Hangzhou), ZJ	500,000	45	116	11,167	4,312	GJB
828	China	Wenling (Taizhou), ZJ	609,000	45	115	13,675	5,280	GJB
829	China	Tengzhou (Zaozhuang), SD	1,030,000	44	114	23,409	9,038	CJB
829	Gambia	Banjul	575,000	44	114	13,068	5,046	CJB
829	Mexico	Villahermosa	610,000	44	114	13,864	5,353	CJB
832	Rwanda	Kigali	958,000	44	113	21,921	8,464	GJB
833	Tanzania	Mwanza	956,000	43	113	22,002	8,495	GJB
834	Albania	Tirana	670,000	43	111	15,581	6,016	CJB
834	China	Laibin, GX	610,000	43	111	14,186	5,477	CJB
834	Russia	Barnaul	625,000	43	111	14,535	5,612	CJB
837	Morocco	Marrakech	902,000	43	111	21,114	8,152	GJB
838	United Kingdom	Leicester	550,000	42	109	12,054	4,654	AJA
839	China	Huaihua, HUN	635,000	42	109	15,102	5,831	GJB
840	Argentina	Salta	620,000	42	109	14,762	5,700	CJB
840	Spain	Santa Cruz de Tenerife	540,000	42	109	12,857	4,964	CJB
842	China	Zhangqiu (Jinan), SD	530,000	42	109	12,628	4,876	GJB
843	Iran	Kermanshah	1,089,000	42	109	25,974	10,029	GJB
844	Indonesia	Bandar Lampung	978,000	41	107	23,759	9,173	GJB
845	Sudan	Nyala	1,056,000	41	106	25,730	9,934	GJB
846	China	Siping, JL	640,000	41	106	15,610	6,027	CJB
846	Russia	Kemerovo	550,000	41	106	13,415	5,180	CJB
846	Russia	Novokuznetsk	540,000	41	106	13,171	5,085	DJB
846	Thailand	Lampang	510,000	41	106	12,439	4,803	DJB
850	China	Linfen, SAX	601,000	41	106	14,701	5,676	GJB
851	Indonesia	Cirebon	1,017,000	41	105	24,974	9,642	GJB
852	India	Salem, TN	1,378,000	41	105	33,988	13,123	GJB
853	Angola	Benguela	580,000	40	104	14,500	5,598	CJB
853	Brazil	Blumenau	745,000	40	104	18,625	7,191	CJB
853	Cameroon	Bamenda	510,000	40	104	12,750	4,923	DJB
853	China	Anqing, AH	635,000	40	104	15,875	6,129	CJB
853	China	Haicheng (Anshan), LN	720,000	40	104	18,000	6,950	CJB
853	China	Shougang (Weifang), SD	580,000	40	104	14,500	5,598	CJB
853	China	Zoucheng (Jining), SD	500,000	40	104	12,500	4,826	CJB
853	Dominican Republic	Santiago	675,000	40	104	16,875	6,515	CJB
853	Jamaica	Kingston	590,000	40	104	14,750	5,695	DJB
853	Nigeria	Osogbo	750,000	40	104	18,750	7,239	WJB
853	Russia	Tomsk	570,000	40	104	14,250	5,502	CJB
853	South Korea	Changwon	1,000,000	40	104	25,000	9,653	CJB
853	Turkey	Denizli	585,000	40	104	14,625	5,647	DJB
866	China	Dongsheng (Ordos), NM	574,000	40	104	14,358	5,544	GJB
867	India	Tiruppur, TN	1,344,000	40	103	33,713	13,017	GJB
868	Indonesia	Samarinda	960,000	39	102	24,411	9,425	GJB
869	India	Gwalior, MP	1,704,000	39	101	43,666	16,859	GJB
870	Benin	Porto Novo	530,000	39	101	13,590	5,247	WJB
870	China	Suizhou, HUB	675,000	39	101	17,308	6,683	CJB
870	China	Zhoukou, HEN	655,000	39	101	16,795	6,485	CJB

873	India	Dhanbad, JH	1,122,000	39	101	28,812	11,124	GJB
874	Burkina Faso	Bobo-Dioulasso	950,000	39	101	24,436	9,435	GJB
875	India	Rajkot, GJ	1,541,000	39	101	39,702	15,329	GJB
876	Iraq	Basra	1,379,000	38	100	35,826	13,832	GJB
877	India	Aligarh, UP	1,786,000	38	99	46,671	18,020	GJB
878	Indonesia	Padang	796,000	38	99	20,915	8,075	GJB
879	China	Weinan, SAA	780,000	38	98	20,526	7,925	CJB
879	Cote d'Ivoire	Bouake	685,000	38	98	18,026	6,960	WJB
879	Spain	Murcia	525,000	38	98	13,816	5,334	CJB
879	Turkey	Samsun	640,000	38	98	16,842	6,503	CJB
883	China	Liupanshui, GZ	564,000	38	97	15,022	5,800	GJB
884	Peru	Trujillo	879,000	37	96	23,739	9,166	GJB
885	Philippines	General Santos	585,000	37	96	15,811	6,105	CJB
886	Morocco	Tanger	1,066,000	37	96	28,842	11,136	GJB
887	Syria	Homs	632,000	37	95	17,213	6,646	GJB
888	Congo (Dem. Rep.)	Goma	1,122,000	37	95	30,659	11,837	GJB
889	India	Agartala, TR	715,000	36	94	19,598	7,567	GJB
890	Colombia	Cartagena	903,000	36	94	24,898	9,613	GJB
891	China	Fuyang, AH	685,000	36	93	19,028	7,347	CJB
891	China	Guigang, GX	730,000	36	93	20,278	7,829	CJB
891	Zambia	Ndola	555,000	36	93	15,417	5,953	CJB
894	India	Aurangabad, MH	1,715,000	36	92	48,307	18,651	GJB
895	Nigeria	Aba	1,261,000	35	91	35,893	13,858	GJB
896	Brazil	Juiz de Fora	550,000	35	91	15,714	6,067	DJB
896	China	Xiantao, HUB	615,000	35	91	17,571	6,784	CJB
896	Ghana	Sekondi Takoradi	610,000	35	91	17,429	6,729	WJB
896	India	Patiala, HR	575,000	35	91	12,714	4,909	AJB
896	Iran	Zahedan	615,000	35	91	17,571	6,784	CJB
896	Macedonia	Skopje	555,000	35	91	15,857	6,122	CJB
896	Morocco	Meknes	700,000	35	91	20,000	7,722	CJB
896	Philippines	Iolito City	535,000	35	91	15,286	5,902	CJB
896	Russia	Ulyanovsk	610,000	35	91	17,429	6,729	CJB
896	South Korea	Pohang	530,000	35	91	15,143	5,847	CJB
906	Morocco	Fez	1,200,000	35	90	34,354	13,264	GJB
907	India	Vijayawada, AP	1,498,000	35	90	43,290	16,714	GJB
908	China	Taixing (Taizhou), JS	650,000	34	88	19,118	7,381	CJB
908	Congo (Dem. Rep.)	Kolwezi	540,000	34	88	15,882	6,132	DJB
908	Iran	Urmia	800,000	34	88	23,529	9,085	DJB
903	Nigeria	Bauchi	600,000	34	88	17,647	6,814	WJB
908	Nigeria	Sokoto	655,000	34	88	19,265	7,438	WJB
908	Nigeria	Zaria	780,000	34	88	22,941	8,858	WJB
914	Iraq	Najaf	1,138,000	34	87	33,850	13,069	GJB
915	India	Tiruchirappalli, TN	1,121,000	33	86	33,840	13,066	GJB
916	Brazil	Porto Velho	510,000	33	85	15,455	5,967	DJB
916	China	Linhai (Taizhou), ZJ	550,000	33	85	16,667	6,435	CJB
916	China	Maoming, GD	680,000	33	85	20,606	7,956	CJB
916	Egypt	Suez	635,000	33	85	19,242	7,429	DJB
916	India	Raurkela, OR	630,000	33	85	16,758	6,470	AJB
916	South Korea	Jeonju	675,000	33	85	20,455	7,898	DJB
922	India	Warangal, AP	824,000	33	85	25,034	9,666	GJB
923	China	Benxi, LN	679,000	33	85	20,799	8,031	GJB
924	India	Bareilly, UP	1,614,000	32	84	49,672	19,178	GJB
925	Iraq	Kirkuk	715,000	32	83	22,344	8,627	DJB
925	Philippines	Bacolod	590,000	32	83	18,438	7,119	CJB
927	Congo (Dem. Rep.)	Kisangani	1,219,000	31	82	38,708	14,945	DJB
928	India	Puducherry, PY	942,000	31	81	30,092	11,619	GJB
929	Congo (Dem. Rep.)	Butembo	799,000	31	81	25,559	9,868	CJB
930	China	Wanzhou, CQ	640,000	31	80	20,625	7,963	GJB
931	China	Liyang (Changzhou), JS	615,000	31	80	19,839	7,660	CJB
931	China	Yibin, SC	620,000	31	80	20,000	7,722	CJB
931	Iran	Arak	550,000	31	80	17,742	6,850	CJB
934	China	Cangnan (Wenzhou), ZJ	615,000	31	79	20,084	7,754	GJB
935	Burundi	Bujumbura	1,088,000	30	78	36,263	14,001	GJB

936	China	Feicheng (Taian), SD	545,000	30	78	18,167	7,014	CJB
936	Guinea-Bissau	Bissau	655,000	30	78	21,833	8,430	WJB
936	Indonesia	Jambi	595,000	30	78	19,833	7,658	CJB
936	Italy	Genoa	610,000	30	78	20,333	7,851	CJB
936	North Korea	Chongjin	640,000	30	78	21,333	8,237	DJB
941	China	Xinyang, HEN	635,000	29	75	21,897	8,454	CJB
941	India	Tirunelveli, TN	610,000	29	75	18,276	7,056	AJB
941	Mexico	Xalapa	540,000	29	75	18,621	7,190	CJB
944	Congo (Dem. Rep.)	Kananga	1,198,000	28	73	42,727	16,497	GJB
945	India	Ajmer, RJ	625,000	28	73	19,679	7,598	AJB
945	India	Belgaum, KA	725,000	28	73	21,786	8,412	AJB
945	India	Udaipur, RJ	565,000	28	73	16,964	6,550	AJB
945	Thailand	Udon Thani	555,000	28	73	19,821	7,653	DJB
949	Iraq	Irbil	760,000	28	72	27,305	10,542	GJB
950	Colombia	Bucaramanga	958,000	27	70	35,391	13,664	GJB
951	China	Tonghua, JL	520,000	27	70	19,259	7,436	CJB
951	India	Jammu, JK	715,000	27	70	24,148	9,324	AJB
951	Philippines	Cagayan de Oro	700,000	27	70	25,926	10,010	CJB
954	India	Asansol, WB	1,563,000	26	67	60,067	23,192	GJB
955	China	Anshun, GZ	600,000	26	67	23,077	8,910	CJB
955	China	Renqiu (Cangzhou), HEB	630,000	26	67	24,231	9,356	CJB
955	China	Xuchang, HEN	695,000	26	67	26,731	10,321	CJB
955	China	Yanshi (Louyang), HEN	630,000	26	67	24,231	9,356	CJB
955	China	Zhangye, GS	520,000	26	67	20,000	7,722	CJB
955	India	Amravati, MH	755,000	26	67	24,885	9,608	AJB
955	Russia	Orenburg	550,000	26	67	21,154	8,168	CJB
962	Tanzania	Zanzibar	741,000	25	65	29,434	11,364	GJB
963	Mozambique	Nampula	862,000	25	65	34,365	13,268	GJB
964	India	Solapur, MH	1,065,000	25	65	42,558	16,432	GJB
965	Afghanistan	Kandahar	585,000	25	65	23,400	9,035	CJB
965	China	Pingxiang, JX	640,000	25	65	25,600	9,884	CJB
965	Congo (Dem. Rep.)	Likasi	585,000	25	65	23,400	9,035	DJB
965	India	Bhavnagar, GJ	705,000	25	65	24,240	9,359	AJB
965	India	Bikaner, RJ	775,000	25	65	25,920	10,008	AJB
965	India	Imphal, MN	545,000	25	65	16,560	6,394	AJB
965	India	Panipat, HR	540,000	25	65	17,680	6,826	AJB
965	Indonesia	Banjarmasin	710,000	25	65	28,400	10,965	CJB
965	Indonesia	Serang	585,000	25	65	23,400	9,035	CJB
965	Turkey	Urfa	685,000	25	65	27,400	10,579	CJB
965	Viet Nam	Can Tho	580,000	25	65	23,200	8,958	FJB
976	Somalia	Hargeysa	1,003,000	25	65	40,219	15,529	GJB
977	Eritrea	Asmara	776,000	25	65	31,140	12,023	GJB
978	Turkey	Diyarbakir	503,000	24	63	20,669	7,980	GJB
979	Indonesia	Tasikmalaya	671,000	24	62	27,852	10,754	GJB
980	China	Qianjiang, HUB	545,000	24	62	22,708	8,768	CJB
980	India	Kakinada, AP	515,000	24	62	18,417	7,111	AJB
980	India	Kolhapur, MAH	630,000	24	62	23,417	9,041	AJB
980	Indonesia	Pontianak	660,000	24	62	27,500	10,618	DJB
980	Iran	Ardabil	565,000	24	62	23,542	9,090	CJB
980	Iran	Rasht	615,000	24	62	25,625	9,894	CJB
980	Nigeria	Abeokuta	565,000	24	62	23,542	9,090	WJB
987	Bangladesh	Khulna	1,000,000	23	60	43,478	16,787	DJB
987	China	Liaoyuan, JL	570,000	23	60	24,783	9,569	CJB
987	India	Tirupati, AP	640,000	23	60	20,000	7,722	AJB
987	Iraq	Karbala	745,000	23	60	32,391	12,506	DJB
991	Congo (Dem. Rep.)	Bunia	876,000	23	58	38,813	14,986	GJB
992	India	Guntur, AP	807,000	22	57	36,646	14,149	GJB
993	India	Bilaspur, CH	580,000	22	57	20,591	7,950	AJB
993	Iran	Hamadan	590,000	22	57	26,818	10,354	DJB
993	Iraq	Nasiriyah	575,000	22	57	26,136	10,091	DJB
993	Pakistan	Sheikhupura	595,000	22	57	27,045	10,442	DJB
993	South Korea	Cheongju	660,000	22	57	30,000	11,583	CJB
998	China	Neijiang, SC	555,000	21	54	26,429	10,204	CJB

998	India	Gorakhpur, UP	770,000	21	54	33,000	12,741	A B
998	India	Rajahmundry, AP	545,000	21	54	22,619	8,733	A B
998	Israel	Beer Sheba	605,000	21	54	28,810	11,124	D B
998	Philippines	Zamboanga	780,000	21	54	37,143	14,341	C B
1003	India	Saharanpur, UP	1,261,000	21	54	60,123	23,214	G B
1004	China	Yiyang, HUN	635,000	20	52	31,750	12,259	C B
1004	Congo (Dem. Rep.)	Kikwit	510,000	20	52	25,500	9,846	D B
1004	India	Cuttack, OR	750,000	20	52	32,950	12,722	A B
1004	India	Erode, TN	630,000	20	52	26,000	10,039	A B
1004	India	Hubli, KL	675,000	20	52	33,750	13,031	F B
1004	India	Nellore, AP	735,000	20	52	28,200	10,888	A B
1004	Morocco	Tetouan	500,000	20	52	25,000	9,653	C B
1004	Pakistan	Sargodha	780,000	20	52	39,000	15,058	D B
1004	Pakistan	Sialkot	640,000	20	52	32,000	12,355	D B
1004	Peru	Chiclayo	595,000	20	52	29,750	11,486	C B
1014	India	Moradabad, UP	1,412,000	20	51	71,863	27,746	G B
1015	Iraq	Sulaimaniya	606,000	19	50	31,421	12,132	G B
1016	Bangladesh	Sylhet	859,000	19	50	44,857	17,319	G B
1017	Afghanistan	Herat	585,000	19	49	30,789	11,888	C B
1017	China	Tianmen, HUB	690,000	19	49	36,316	14,022	C B
1017	India	Bokaro Steel City, JH	640,000	19	49	29,632	11,441	A B
1017	India	Vellore, TN	565,000	19	49	25,368	9,795	A B
1017	Iraq	Hillah	550,000	19	49	28,947	11,176	D B
1017	North Korea	Hamhung	535,000	19	49	28,158	10,872	D B
1017	Yemen	Al-Hudaydah	645,000	19	49	33,947	13,107	D B
1024	Djibouti	Djibouti	570,000	18	47	31,667	12,227	D B
1024	India	Jamnagar, GJ	660,000	18	47	33,333	12,870	A B
1024	India	Mathura, UP	575,000	18	47	25,278	9,760	A B
1024	India	Sangali, MH	590,000	18	47	28,556	11,025	A B
1028	Colombia	Pereira	565,000	17	44	33,235	12,832	C B
1028	India	Nanded Waghala, MH	615,000	17	44	29,412	11,356	A B
1028	Pakistan	Sukkur	635,000	17	44	37,353	14,422	D B
1028	Palestine	Gaza	715,000	17	44	42,059	16,239	D B
1032	Congo (Dem. Rep.)	Bukavu	898,000	17	43	53,566	20,682	G B
1033	Egypt	Al Mansurah	545,000	16	41	34,063	13,152	D B
1033	Egypt	Port Said	715,000	16	41	44,688	17,254	D B
1033	India	Davanagere, KT	510,000	16	41	27,188	10,497	A B
1033	India	Jhansi, UP	645,000	16	41	34,375	13,272	A B
1033	India	Kayamkulam, KL	635,000	16	41	26,688	10,304	A B
1033	India	Ujjain, MP	590,000	16	41	31,250	12,066	A B
1033	Nigeria	Ogbomosho	545,000	16	41	34,063	13,152	W B
1033	Syria	Al-Hasakah	615,000	16	41	38,438	14,841	D B
1041	China	Lufeng (Shanwei), GD	585,000	15	39	39,000	15,058	C B
1041	India	Gulbarga, KA	660,000	15	39	36,000	13,900	A B
1041	India	Jalgaon, MH	560,000	15	39	30,667	11,841	A B
1041	India	Kurnool, AP	630,000	15	39	31,867	12,304	A B
1045	Egypt	Al Mahallah al Kubra	540,000	14	36	38,571	14,892	C B
1046	Congo (Dem. Rep.)	Tshikapa	904,000	13	34	69,357	26,779	D B
1047	Colombia	Ibague	545,000	13	34	41,923	16,186	C B
1048	Bangladesh	Rajshahi	585,000	12	31	48,750	18,822	C B
1048	India	Gaya, BR	555,000	12	31	39,167	15,122	A B
1048	India	Malegaon, MH	705,000	12	31	48,000	18,533	A B
1048	Pakistan	Larkana	545,000	12	31	45,417	17,536	D B
1048	Syria	Al-Raqqa	785,000	12	31	65,417	25,258	D B
1053	India	Firozabad, UP	655,000	11	28	45,455	17,550	A B
1053	India	Muzaffarnagar, UP	680,000	11	28	45,000	17,375	A B
1055	China: Macau SAR	Macau	695,000	10	26	64,300	24,826	A B
1056	Egypt	Tanta	505,000	9	23	56,111	21,664	C B

Urban density calculation: Current Year (2020) except where Population Basis ="A" where urban density figure (only) is for latest population year.

Table 4

BUILT-UP URBAN AREAS BY URBAN POPULATION DENSITY: 2020

Ranked by Population per Square Mile



Urban Areas 500,000 & Over Population

Rank	Geography	Urban Area	Population Estimate	Built-Up Land Area		Urban Population Density		Basis:Pop: Area
				Square Miles	Square Kilometers	Per Square Mile	Per Square Kilometer	
1	Bangladesh	Dhaka	15,443,000	176	456	87,676	33,852	G B
2	Congo (Dem. Rep.)	Kinshasa	13,528,000	183	473	74,116	28,616	C B
3	Congo (Dem. Rep.)	Mbuji-Mayi	3,794,000	53	137	71,921	27,769	G B
4	India	Moradabad, UP	1,412,000	20	51	71,863	27,746	G B
5	Congo (Dem. Rep.)	Tshikapa	904,000	13	34	69,357	26,779	D B
6	Syria	Al-Raqqa	785,000	12	31	65,417	25,258	D B
7	China: Hong Kong SAR	Hong Kong	7,347,000	112	291	65,409	25,254	C B
8	India	Allahabad, UP	3,065,000	47	121	65,352	25,232	G B
9	China: Macau SAR	Macau	695,000	10	26	64,300	24,826	A B
10	India	Mumbai, MH	23,355,000	364	944	64,077	24,740	G B
11	India	Surat, GJ	5,807,000	92	238	63,140	24,378	G B
12	India	Saharanpur, UP	1,261,000	21	54	60,123	23,214	G B
13	India	Asansol, WB	1,563,000	26	67	60,067	23,192	G B
14	Egypt	Tanta	505,000	9	23	56,111	21,664	C B
15	Congo (Dem. Rep.)	Bukavu	898,000	17	43	53,566	20,682	G B
16	India	Ahmadabad, GJ	7,410,000	139	359	53,412	20,622	G B
17	Bangladesh	Chittagong	3,913,000	74	191	53,191	20,537	G B
18	India	Patna, BR	2,949,000	58	149	51,202	19,769	G B
19	Nepal	Kathmandu	3,941,000	77	200	51,155	19,751	G B
20	India	Bareilly, UP	1,614,000	32	84	49,672	19,178	G B
21	Bangladesh	Rajshahi	585,000	12	31	48,750	18,822	C B
22	India	Aurangabad, MH	1,715,000	36	92	48,307	18,651	G B
23	India	Malegaon, MH	705,000	12	31	48,000	18,533	A B
24	India	Varanasi, UP	3,214,000	67	175	47,629	18,390	G B
25	India	Kanpur, UP	3,811,000	81	209	47,233	18,237	G B
26	Cameroon	Yaounde	4,159,000	88	229	47,094	18,183	G B
27	India	Aligarh, UP	1,786,000	38	99	46,671	18,020	G B
28	Senegal	Dakar	3,446,000	75	194	46,097	17,798	G B
29	Afghanistan	Kabul	4,834,000	105	273	45,850	17,703	G B
30	Pakistan	Hyderabad	2,159,000	47	123	45,533	17,580	G B
31	India	Firozabad, UP	655,000	11	28	45,455	17,550	A B
32	Pakistan	Larkana	545,000	12	31	45,417	17,536	D B
33	India	Muzaffarnagar, UP	680,000	11	28	45,000	17,375	A B
34	Bangladesh	Sylhet	859,000	19	50	44,857	17,319	G B
35	Egypt	Port Said	715,000	16	41	44,688	17,254	D B
36	India	Gwalior, MP	1,704,000	39	101	43,666	16,859	G B
37	Bangladesh	Khulna	1,000,000	23	60	43,478	16,787	D B
38	India	Vijayawada, AP	1,498,000	35	90	43,290	16,714	G B
39	Congo (Dem. Rep.)	Kananga	1,198,000	28	73	42,727	16,497	G B
40	India	Solapur, MH	1,065,000	25	65	42,558	16,432	G B
41	Cameroon	Douala	3,330,000	78	203	42,455	16,392	G B
42	Palestine	Gaza	715,000	17	44	42,059	16,239	D B
43	Colombia	Bogota	9,464,000	225	584	41,994	16,214	G B
44	Colombia	Ibague	545,000	13	34	41,923	16,186	C B
45	Somalia	Hargeysa	1,003,000	25	65	40,219	15,529	G B
46	Colombia	Medellin	3,720,000	93	241	40,000	15,444	C B
47	India	Agra, UP	2,656,000	66	172	39,940	15,421	G B
48	India	Rajkot, GJ	1,541,000	39	101	39,702	15,329	G B
49	India	Gaya, BR	555,000	12	31	39,167	15,122	A B

50	China	Lufeng (Shanwei), GD	585,000	15	39	39,000	15,058	C B
50	Pakistan	Sargodha	780,000	20	52	39,000	15,058	D B
52	Somalia	Mogadishu	1,899,000	49	127	38,841	14,997	G B
53	Congo (Dem. Rep.)	Bunia	876,000	23	58	38,813	14,986	G B
54	Congo (Dem. Rep.)	Kisangani	1,219,000	31	82	38,708	14,945	D B
55	Egypt	Al Mahallah al Kubra	540,000	14	36	38,571	14,892	C B
56	Syria	Al-Hasakah	615,000	16	41	38,438	14,841	D B
57	Egypt	Alexandria	4,318,000	113	292	38,246	14,767	G B
58	Indonesia	Bandung	7,065,000	188	487	37,580	14,510	G B
59	Pakistan	Sukkur	635,000	17	44	37,353	14,422	D B
60	Philippines	Zamboanga	780,000	21	54	37,143	14,341	C B
61	Pakistan	Karachi	14,835,000	403	1,044	36,803	14,210	G B
62	India	Guntur, AP	807,000	22	57	36,646	14,149	G B
63	India	Nashik, MH	1,920,000	52	136	36,635	14,145	G B
64	India	Jabalpur, MP	1,696,000	46	120	36,474	14,083	G B
65	China	Tianmen, HUB	690,000	19	49	36,316	14,022	C B
66	Burundi	Bujumbura	1,088,000	30	78	36,263	14,001	G B
67	Pakistan	Gujranwala	3,038,000	84	217	36,222	13,985	G B
68	India	Gulbarga, KA	660,000	15	39	36,000	13,900	A B
69	Nigeria	Kano	4,514,000	126	325	35,954	13,882	G B
70	Nigeria	Aba	1,261,000	35	91	35,893	13,858	G B
71	Iraq	Basra	1,379,000	38	100	35,826	13,832	G B
72	India	Madurai, TN	2,080,000	58	151	35,567	13,732	G B
73	Colombia	Cali	2,499,000	71	183	35,416	13,674	G B
74	Colombia	Bucaramanga	958,000	27	70	35,391	13,664	G B
75	India	Meerut, UP	2,134,000	62	160	34,611	13,363	G B
76	India	Jhansi, UP	645,000	16	41	34,375	13,272	A B
77	India	Delhi, DL-UP-HR	29,617,000	862	2,232	34,366	13,269	G B
78	Mozambique	Nampula	862,000	25	65	34,365	13,268	G B
79	Morocco	Fez	1,200,000	35	90	34,354	13,264	G B
80	Cote d'Ivoire	Abidjan	4,965,000	145	376	34,185	13,199	G B
81	Egypt	Al Mansurah	545,000	16	41	34,063	13,152	D B
81	Nigeria	Ogbomosho	545,000	16	41	34,063	13,152	W B
83	India	Salem, TN	1,378,000	41	105	33,988	13,123	G B
84	Yemen	Al-Hudaydah	645,000	19	49	33,947	13,107	D B
85	Iraq	Najaf	1,138,000	34	87	33,850	13,069	G B
86	India	Tiruchirappalli, TN	1,121,000	33	86	33,840	13,066	G B
87	India	Hubli, KL	675,000	20	52	33,750	13,031	F B
88	India	Tiruppur, TN	1,344,000	40	103	33,713	13,017	G B
89	India	Kolkata, WB	17,560,000	522	1,351	33,654	12,994	G B
90	Pakistan	Lahore	11,021,000	329	853	33,452	12,916	G B
91	India	Jamnagar, GJ	660,000	18	47	33,333	12,870	A B
92	Colombia	Pereira	565,000	17	44	33,235	12,832	C B
93	India	Gorakhpur, UP	770,000	21	54	33,000	12,741	A B
94	India	Cuttack, OR	750,000	20	52	32,950	12,722	A B
95	North Korea	Pyongyang	2,228,000	68	176	32,703	12,627	G B
96	Syria	Damascus	2,363,000	73	188	32,506	12,551	G B
97	India	Jamshedpur, JH	1,910,000	59	152	32,504	12,550	G B
98	Iraq	Karbala	745,000	23	60	32,391	12,506	D B
99	India	Ranchi, JH	1,754,000	54	141	32,301	12,471	G B
100	Pakistan	Sialkot	640,000	20	52	32,000	12,355	D B
101	Myanmar	Mandalay	1,633,000	51	132	31,964	12,341	G B
102	Philippines	Manila	23,088,000	723	1,873	31,927	12,327	G B
103	India	Kurnool, AP	630,000	15	39	31,867	12,304	A B
104	India	Bhopal, MP	2,219,000	70	181	31,784	12,272	G B
105	China	Yiyang, HUN	635,000	20	52	31,750	12,259	C B
106	Djibouti	Djibouti	570,000	18	47	31,667	12,227	D B
107	Iraq	Sulaimaniya	606,000	19	50	31,421	12,132	G B
108	Yemen	Sana	3,032,000	97	251	31,328	12,096	G B

109	Madagascar	Antananarivo	2,202,000	70	182	31,258	12,069	G B
110	India	Ujjain, MP	590,000	16	41	31,250	12,066	A B
111	Eritrea	Asmara	776,000	25	65	31,140	12,023	G B
112	India	Pune, MH	7,764,000	251	649	30,966	11,956	G B
113	India	Lucknow, UP	4,577,000	149	385	30,804	11,893	G B
114	Pakistan	Faisalabad	3,727,000	121	314	30,790	11,888	G B
115	Afghanistan	Herat	585,000	19	49	30,789	11,888	C B
116	India	Jalgaon, MH	560,000	15	39	30,667	11,841	A B
117	Congo (Dem. Rep.)	Goma	1,122,000	37	95	30,659	11,837	G B
118	India	Puducherry, PY	942,000	31	81	30,092	11,619	G B
119	South Korea	Cheongju	660,000	22	57	30,000	11,583	C B
120	India	Vadodara, GJ	2,154,000	72	186	29,933	11,557	G B
121	India	Indore, MP	3,243,000	109	281	29,885	11,539	G B
122	Colombia	Barranquilla	2,040,000	68	177	29,866	11,531	G B
123	Peru	Chiclayo	595,000	20	52	29,750	11,486	C B
124	Syria	Aleppo	3,224,000	109	282	29,637	11,443	G B
125	India	Bokaro Steel City, JH	640,000	19	49	29,632	11,441	A B
126	India	Bangalore, KA	13,707,000	465	1,205	29,468	11,378	G B
127	Tanzania	Zanzibar	741,000	25	65	29,434	11,364	G B
128	India	Nanded Waghala, MH	615,000	17	44	29,412	11,356	A B
129	India	Nagpur, MH	3,134,000	107	276	29,364	11,337	G B
130	Iraq	Hillah	550,000	19	49	28,947	11,176	D B
131	Morocco	Tanger	1,066,000	37	96	28,842	11,136	G B
132	India	Dhanbad, JH	1,122,000	39	101	28,812	11,124	G B
133	Israel	Beer Sheba	605,000	21	54	28,810	11,124	D B
134	Philippines	Cebu	2,275,000	79	205	28,723	11,090	G B
135	Tanzania	Dar es Salaam	6,698,000	233	604	28,719	11,088	G B
136	Peru	Lima	9,848,000	344	890	28,656	11,064	G B
137	Haiti	Port-au-Prince	2,941,000	103	267	28,561	11,027	G B
138	India	Sangali, MH	590,000	18	47	28,556	11,025	A B
139	Turkey	Istanbul	15,154,000	531	1,375	28,546	11,022	G B
140	Singapore	Singapore	5,745,000	202	523	28,444	10,982	G B
141	Indonesia	Banjarmasin	710,000	25	65	28,400	10,965	C B
142	Indonesia	Makassar	1,952,000	69	178	28,383	10,959	G B
143	Pakistan	Peshawar	2,568,000	91	235	28,360	10,950	G B
144	India	Nellore, AP	735,000	20	52	28,200	10,888	A B
145	Pakistan	Multan	2,440,000	87	224	28,174	10,878	G B
146	North Korea	Hamhung	535,000	19	49	28,158	10,872	D B
147	India	Chennai, TN	11,324,000	405	1,049	27,971	10,800	G B
148	Indonesia	Tasikmalaya	671,000	24	62	27,852	10,754	G B
149	India	Raipur, CH	1,519,000	55	142	27,725	10,705	G B
150	Indonesia	Pontianak	660,000	24	62	27,500	10,618	D B
151	Turkey	Urfa	685,000	25	65	27,400	10,579	C B
152	Iraq	Irbil	760,000	28	72	27,305	10,542	G B
153	India	Davanagere, KT	510,000	16	41	27,188	10,497	A B
154	Myanmar	Yangon	6,314,000	233	603	27,128	10,474	G B
155	Pakistan	Sheikhupura	595,000	22	57	27,045	10,442	D B
156	India	Mysore, KA	1,539,000	57	148	26,970	10,413	G B
157	Iran	Hamadan	590,000	22	57	26,818	10,354	D B
158	China	Xuchang, HEN	695,000	26	67	26,731	10,321	C B
159	India	Kayamkulam, KL	635,000	16	41	26,688	10,304	A B
160	Iran	Mashhad	3,167,000	119	309	26,508	10,235	G B
161	Niger	Niamey	1,369,000	52	134	26,506	10,234	G B
162	China	Neijiang, SC	555,000	21	54	26,429	10,204	C B
163	Iraq	Nasiriyah	575,000	22	57	26,136	10,091	D B
164	India	Erode, TN	630,000	20	52	26,000	10,039	A B
165	Iran	Kermanshah	1,089,000	42	109	25,974	10,029	G B
166	Philippines	Cagayan de Oro	700,000	27	70	25,926	10,010	C B
167	India	Bikaner, RJ	775,000	25	65	25,920	10,008	A B

168	Sudan	Nyala	1,056,000	41	106	25,730	9,934	G B
169	Iran	Rasht	615,000	24	62	25,625	9,894	C B
170	China	Pingxiang, JX	640,000	25	65	25,600	9,884	C B
171	Congo (Dem. Rep.)	Butembo	799,000	31	81	25,559	9,868	C B
172	Congo (Dem. Rep.)	Kikwit	510,000	20	52	25,500	9,846	D B
173	India	Vellore, TN	565,000	19	49	25,368	9,795	A B
174	Venezuela	Caracas	2,878,000	114	294	25,341	9,784	G B
175	Morocco	Rabat	1,835,000	73	188	25,308	9,771	G B
176	India	Mathura, UP	575,000	18	47	25,278	9,760	A B
177	Indonesia	Jakarta	34,540,000	1,367	3,540	25,274	9,758	G B
178	India	Warangal, AP	824,000	33	85	25,034	9,666	G B
179	Morocco	Tetouan	500,000	20	52	25,000	9,653	C B
179	South Korea	Changwon	1,000,000	40	104	25,000	9,653	C B
181	Indonesia	Cirebon	1,017,000	41	105	24,974	9,642	G B
182	Egypt	Cairo	19,372,000	776	2,010	24,958	9,636	G B
183	Colombia	Cartagena	903,000	36	94	24,898	9,613	G B
184	India	Amravati, MH	755,000	26	67	24,885	9,608	A B
185	China	Liaoyuan, JL	570,000	23	60	24,783	9,569	C B
186	Dominican Republic	Santo Domingo	4,097,000	166	429	24,736	9,551	G B
187	Ecuador	Guayaquil	2,921,000	119	308	24,574	9,488	G B
188	Philippines	Davao City	1,222,000	50	129	24,456	9,442	G B
189	Burkina Faso	Bobo-Dioulasso	950,000	39	101	24,436	9,435	G B
190	Indonesia	Samarinda	960,000	39	102	24,411	9,425	G B
191	Zambia	Lusaka	2,949,000	121	313	24,378	9,412	G B
192	India	Bhavnagar, GJ	705,000	25	65	24,240	9,359	A B
193	China	Renqiu (Cangzhou), HEB	630,000	26	67	24,231	9,356	C B
193	China	Yanshi (Louyang), HEN	630,000	26	67	24,231	9,356	C B
195	Turkey	Izmir	2,813,000	116	301	24,215	9,349	G B
196	India	Jammu, JK	715,000	27	70	24,148	9,324	A B
197	Bangladesh	Savar	1,750,000	72	188	24,144	9,322	G B
198	China	Ruian (Wenzhou), ZJ	1,372,000	58	149	23,857	9,211	G B
199	Indonesia	Bandar Lampung	978,000	41	107	23,759	9,173	G B
200	Peru	Trujillo	879,000	37	96	23,739	9,166	G B
201	India	Kota, RJ	1,191,000	50	130	23,682	9,144	G B
202	Iran	Ardabil	565,000	24	62	23,542	9,090	C B
202	Nigeria	Abeokuta	565,000	24	62	23,542	9,090	W B
204	Iran	Urmia	800,000	34	88	23,529	9,085	D B
205	Turkey	Gaziantep	1,535,000	65	169	23,459	9,058	G B
206	India	Kolhapur, MAH	630,000	24	62	23,417	9,041	A B
207	China	Tengzhou (Zaozhuang), SD	1,030,000	44	114	23,409	9,038	C B
208	Afghanistan	Kandahar	585,000	25	65	23,400	9,035	C B
208	Congo (Dem. Rep.)	Likasi	585,000	25	65	23,400	9,035	D B
208	Indonesia	Serang	585,000	25	65	23,400	9,035	C B
211	South Korea	Daegu	2,247,000	97	250	23,275	8,986	G B
212	Ethiopia	Addis Ababa	5,320,000	229	593	23,225	8,967	G B
213	Viet Nam	Can Tho	580,000	25	65	23,200	8,958	F B
214	Morocco	Casablanca	4,191,000	181	468	23,186	8,952	G B
215	China	Anshun, GZ	600,000	26	67	23,077	8,910	C B
216	Nigeria	Zaria	780,000	34	88	22,941	8,858	W B
217	China	Shenzhen, GD	15,929,000	696	1,803	22,884	8,836	G B
218	Mexico	Mexico City	20,996,000	921	2,386	22,791	8,800	G B
219	India	Chandigarh, CH-HR-PB	2,275,000	100	259	22,731	8,776	G B
220	China	Qianjiang, HUB	545,000	24	62	22,708	8,768	C B
221	India	Rajahmundry, AP	545,000	21	54	22,619	8,733	A B
222	India	Dehradun, UK	1,272,000	56	146	22,576	8,717	G B
223	Kenya	Mombasa	1,183,000	52	136	22,572	8,715	G B
224	Mali	Bamako	3,637,000	163	421	22,366	8,636	G B
225	India	Durg-Bhilainagar, CH	1,154,000	52	134	22,348	8,629	G B
226	Iraq	Kirkuk	715,000	32	83	22,344	8,627	D B

227	Iran	Qom	1,074,000	48	125	22,332	8,622	G B
228	Indonesia	Palembang	1,889,000	85	221	22,161	8,556	G B
229	Tanzania	Mwanza	956,000	43	113	22,002	8,495	G B
230	Rwanda	Kigali	958,000	44	113	21,921	8,464	G B
231	China	Xinyang, HEN	635,000	29	75	21,897	8,454	C B
232	Guinea-Bissau	Bissau	655,000	30	78	21,833	8,430	W B
233	India	Belgaum, KA	725,000	28	73	21,786	8,412	A B
234	Turkey	Bursa	1,779,000	82	212	21,715	8,384	G B
235	Iraq	Baghdad	5,796,000	268	693	21,665	8,365	G B
236	India	Amritsar, PB	1,264,000	59	152	21,605	8,342	G B
237	South Korea	Daejon	1,501,000	70	180	21,585	8,334	G B
238	China: Taiwan	Taipei	8,918,000	415	1,076	21,468	8,289	G B
239	India	Ludhiana, PB	1,770,000	82	214	21,467	8,288	G B
240	Brazil	Belem	2,156,000	101	261	21,369	8,251	G B
241	North Korea	Chongjin	640,000	30	78	21,333	8,237	D B
242	Angola	Luanda	8,417,000	395	1,023	21,300	8,224	G B
243	South Korea	Busan	3,286,000	155	402	21,166	8,172	G B
244	Russia	Orenburg	550,000	26	67	21,154	8,168	C B
245	Morocco	Marrakech	902,000	43	111	21,114	8,152	G B
246	India	Jaipur, RJ	4,171,000	198	512	21,093	8,144	G B
247	Viet Nam	Ho Chi Minh City	13,312,000	632	1,638	21,048	8,127	G B
248	Algeria	Wahran	1,242,000	59	153	20,995	8,106	G B
249	Indonesia	Padang	796,000	38	99	20,915	8,075	G B
250	Yemen	Ta'izz	960,000	46	119	20,833	8,044	G B
251	Laos	Vientiane	1,058,000	51	132	20,801	8,031	D B
252	China	Benxi, LN	679,000	33	85	20,799	8,031	G B
253	Central African Rep.	Bangui	1,151,000	56	144	20,724	8,002	G B
253	Iran	Tehran	13,633,000	658	1,704	20,724	8,002	G B
255	Turkey	Diyarbakir	503,000	24	63	20,669	7,980	G B
256	China	Wanzhou, CQ	640,000	31	80	20,625	7,963	G B
257	China	Maoming, GD	680,000	33	85	20,606	7,956	C B
258	India	Bhubaneswar, OR	1,116,000	54	140	20,596	7,952	G B
259	India	Bilaspur, CH	580,000	22	57	20,591	7,950	A B
260	South Korea	Gwangju	1,460,000	71	184	20,542	7,931	G B
261	China	Weinan, SAA	780,000	38	98	20,526	7,925	C B
262	Algeria	Algiers	3,493,000	171	442	20,471	7,904	G B
263	South Korea	Jeonju	675,000	33	85	20,455	7,898	D B
264	Mauritania	Nouakchott	1,375,000	67	174	20,451	7,896	G B
265	South Korea	Seoul-Incheon	21,794,000	1,069	2,768	20,392	7,873	G B
266	Indonesia	Denpasar	1,389,000	68	177	20,355	7,859	G B
267	Congo (Dem. Rep.)	Lubumbashi	2,833,000	139	360	20,354	7,859	G B
268	Italy	Genoa	610,000	30	78	20,333	7,851	C B
269	China	Guigang, GX	730,000	36	93	20,278	7,829	C B
270	Nigeria	Lagos	15,279,000	759	1,965	20,140	7,776	G B
271	Congo	Brazzaville	1,850,000	92	238	20,136	7,775	G B
272	India	Jalandhar, PB	1,103,000	55	142	20,097	7,759	G B
273	China	Cangnan (Wenzhou), ZJ	615,000	31	79	20,084	7,754	G B
274	Benin	Cotonou	1,663,000	83	215	20,073	7,750	G B
275	Liberia	Monrovia	1,571,000	78	203	20,034	7,735	G B
276	Honduras	Tegucigalpa	1,149,000	57	149	20,008	7,725	G B
277	China	Yibin, SC	620,000	31	80	20,000	7,722	C B
277	China	Zhangye, GS	520,000	26	67	20,000	7,722	C B
277	India	Tirupati, AP	640,000	23	60	20,000	7,722	A B
277	Morocco	Meknes	700,000	35	91	20,000	7,722	C B
281	Indonesia	Semarang	1,992,000	100	259	19,958	7,706	G B
282	Nigeria	Ibadan	3,613,000	182	470	19,894	7,681	G B
283	China	Chaoyang (Shantou), GD	2,735,000	138	357	19,858	7,667	G B
284	China	Liyang (Changzhou), JS	615,000	31	80	19,839	7,660	C B
285	Indonesia	Jambi	595,000	30	78	19,833	7,658	C B

286	India	Hyderabad, TL	9,746,000	492	1,273	19,824	7,654	G B
287	Thailand	Udon Thani	555,000	28	73	19,821	7,653	D B
288	Nigeria	Maiduguri	1,172,000	60	154	19,694	7,604	G B
289	India	Ajmer, RJ	625,000	28	73	19,679	7,598	A B
290	Indonesia	Medan	3,632,000	185	478	19,659	7,590	G B
291	India	Agartala, TR	715,000	36	94	19,598	7,567	G B
292	Iran	Tabriz	1,333,000	68	176	19,578	7,559	G B
293	Brazil	Salvador	3,282,000	168	435	19,526	7,539	G B
294	Nigeria	Sokoto	655,000	34	88	19,265	7,438	W B
295	China	Tonghua, JL	520,000	27	70	19,259	7,436	C B
296	Egypt	Suez	635,000	33	85	19,242	7,429	D B
297	China	Wenzhou, ZJ	3,573,000	186	483	19,172	7,402	G B
298	China	Taixing (Taizhou), JS	650,000	34	88	19,118	7,381	C B
299	China	Luzhou, SC	860,000	45	117	19,111	7,379	C B
300	El Salvador	San Salvador	1,502,000	79	204	19,083	7,368	G B
301	China	Fuyang, AH	685,000	36	93	19,028	7,347	C B
302	Burkina Faso	Ouagadougou	3,460,000	182	472	19,004	7,337	G B
303	China	Wuhu, AH	1,161,000	62	160	18,775	7,249	G B
304	Nigeria	Osogbo	750,000	40	104	18,750	7,239	W B
305	India	Jodhpur, RJ	1,686,000	90	234	18,694	7,218	G B
306	Chad	N'Djamena	1,585,000	85	220	18,636	7,195	G B
307	Brazil	Blumenau	745,000	40	104	18,625	7,191	C B
308	Mexico	Xalapa	540,000	29	75	18,621	7,190	C B
309	India	Coimbatore, TN	2,067,000	111	288	18,601	7,182	G B
310	Guatemala	Guatemala City	2,927,000	158	410	18,476	7,134	G B
311	Indonesia	Surabaya	6,499,000	352	911	18,468	7,131	G B
312	Philippines	Bacolod	590,000	32	83	18,438	7,119	C B
313	India	Kakinada, AP	515,000	24	62	18,417	7,111	A B
314	Cambodia	Phnom Penh	2,177,000	119	307	18,346	7,083	G B
315	Brazil	Sao Paulo	22,046,000	1,203	3,116	18,325	7,075	G B
316	Kenya	Nairobi	6,020,000	329	851	18,316	7,072	G B
317	Sudan	Khartoum	7,282,000	398	1,031	18,293	7,063	G B
318	India	Tirunelveli, TN	610,000	29	75	18,276	7,056	A B
319	Indonesia	Malang	1,493,000	82	212	18,261	7,051	G B
320	Brazil	Maceio	1,061,000	58	151	18,210	7,031	G B
321	Turkey	Ankara	4,725,000	259	672	18,209	7,031	G B
322	China	Feicheng (Taian), SD	545,000	30	78	18,167	7,014	C B
323	Brazil	Recife	3,712,000	206	533	18,052	6,970	G B
324	China	Taiyuan, SAX	4,054,000	225	582	18,048	6,968	G B
325	Cote d'Ivoire	Bouake	685,000	38	98	18,026	6,960	W B
326	Sierra Leone	Freetown	1,285,000	71	185	18,012	6,954	G B
327	China	Haicheng (Anshan), LN	720,000	40	104	18,000	6,950	C B
328	Iran	Arak	550,000	31	80	17,742	6,850	C B
329	China	Kashi, XJ	920,000	52	134	17,736	6,848	G B
330	Viet Nam	Hanoi	6,576,000	372	963	17,685	6,828	G B
331	India	Panipat, HR	540,000	25	65	17,680	6,826	A B
332	China	Lanzhou, GS	2,382,000	135	349	17,657	6,817	G B
332	Nigeria	Bauchi	600,000	34	88	17,647	6,814	W B
334	Indonesia	Yogyakarta	1,568,000	89	230	17,632	6,808	G B
335	India	Thiruvananthapuram, KL	2,141,000	121	315	17,628	6,806	G B
336	Iraq	Mosul	1,207,000	69	178	17,581	6,788	G B
337	China	Xiantao, HUB	615,000	35	91	17,571	6,784	C B
337	Iran	Zahedan	615,000	35	91	17,571	6,784	C B
339	China	Xingtai, HEB	789,000	45	117	17,513	6,762	G B
340	Colombia	Cucuta	805,000	46	119	17,500	6,757	C B
341	Ghana	Sekondi Takoradi	610,000	35	91	17,429	6,729	W B
341	Russia	Ulyanovsk	610,000	35	91	17,429	6,729	C B
343	Mexico	Acapulco	800,000	46	119	17,391	6,715	C B
344	Israel	Jerusalem	1,466,000	84	219	17,377	6,709	G B

345	Guinea	Conakry	2,735,000	158	408	17,362	6,703	G B
346	China	Yichang, HUB	919,000	53	137	17,347	6,698	G B
347	Brazil	Aracaju	820,000	47	122	17,344	6,697	G B
348	China	Suizhou, HUB	675,000	39	101	17,308	6,683	C B
349	India	Visakhapatnam, AP	2,094,000	121	313	17,302	6,680	G B
350	China	Xiamen, FJ	4,773,000	276	715	17,297	6,678	G B
351	China	Jilin, JL	1,663,000	96	250	17,252	6,661	G B
352	China	Harbin, HL	4,458,000	259	670	17,244	6,658	G B
353	Brazil	Manaus	2,235,000	130	336	17,233	6,654	G B
354	Syria	Homs	632,000	37	95	17,213	6,646	G B
355	China	Liuzhou, GX	1,395,000	81	210	17,192	6,638	G B
356	China	Nanchong, SC	913,000	53	138	17,160	6,625	G B
357	Nigeria	Warri	1,085,000	63	164	17,106	6,605	G B
358	China: Taiwan	Taichung	2,395,000	140	363	17,080	6,595	G B
359	Bolivia	La Paz	1,813,000	107	276	16,996	6,562	G B
360	China	Shantou, GD	2,408,000	142	368	16,969	6,552	G B
361	India	Udaipur, RJ	565,000	28	73	16,964	6,550	A B
362	Dominican Republic	Santiago	675,000	40	104	16,875	6,515	C B
363	Turkey	Samsun	640,000	38	98	16,842	6,503	C B
364	China	Zhoukou, HEN	655,000	39	101	16,795	6,485	C B
365	Mexico	Guadalajara	5,253,000	313	810	16,793	6,484	G B
366	China	Yixing (Wuxi), JS	755,000	45	117	16,778	6,478	C B
367	India	Raurkela, OR	630,000	33	85	16,758	6,470	A B
368	China	Linhai (Taizhou), ZJ	550,000	33	85	16,667	6,435	C B
369	Brazil	Rio de Janeiro	12,272,000	738	1,912	16,624	6,419	G B
370	India	Imphal, MN	545,000	25	65	16,560	6,394	A B
371	China	Yulin, GX	745,000	45	117	16,556	6,392	C B
372	China	Liaoyang, LN	825,000	50	130	16,500	6,371	C B
373	Nigeria	Kaduna	1,886,000	116	299	16,325	6,303	G B
374	Uganda	Kampala	4,862,000	298	772	16,317	6,300	G B
375	China	Jieyang, GD	1,417,000	87	226	16,266	6,280	G B
376	China	Nanning, GX	3,087,000	190	492	16,259	6,278	G B
377	India	Srinagar, JK	1,080,000	67	173	16,191	6,251	G B
378	Brazil	Fortaleza	3,525,000	219	568	16,077	6,207	G B
379	China	Chengdu, SC	11,309,000	706	1,828	16,027	6,188	G B
380	China	Hegang, HL	715,000	45	117	15,889	6,135	C B
381	China: Taiwan	Kaohsiung	2,301,000	145	375	15,888	6,134	G B
382	Congo (Dem. Rep.)	Kolwezi	540,000	34	88	15,882	6,132	D B
383	China	Anqing, AH	635,000	40	104	15,875	6,129	C B
384	Macedonia	Skopje	555,000	35	91	15,857	6,122	C B
385	China	Xi'an, SAA	6,680,000	422	1,094	15,812	6,105	G B
386	Philippines	General Santos	585,000	37	96	15,811	6,105	C B
387	Chile	Santiago	7,007,000	443	1,148	15,807	6,103	G B
388	Togo	Lome	2,536,000	160	416	15,806	6,103	G B
389	Venezuela	Maracaibo	2,461,000	156	404	15,770	6,089	G B
390	Brazil	Juiz de Fora	550,000	35	91	15,714	6,067	D B
391	China	Qitaihe, HL	720,000	46	119	15,652	6,043	C B
392	China	Yuyao (Ningbo), ZJ	735,000	47	122	15,638	6,038	L B
393	Iran	Esfahan	2,199,000	141	364	15,634	6,036	G B
394	Senegal	Touba	795,000	51	132	15,621	6,031	G B
395	Venezuela	Barcelona	765,000	49	127	15,612	6,028	C B
396	China	Siping, JL	640,000	41	106	15,610	6,027	C B
397	Albania	Tirana	670,000	43	111	15,581	6,016	C B
398	Mexico	Monterrey	5,390,000	346	897	15,571	6,012	G B
399	Brazil	Porto Velho	510,000	33	85	15,455	5,967	D B
400	Ghana	Kumasi	3,877,000	251	651	15,421	5,954	G B
401	Turkey	Eskisehir	740,000	48	124	15,417	5,953	C B
401	Zambia	Ndola	555,000	36	93	15,417	5,953	C B
403	Venezuela	Barquisimeto	1,146,000	74	193	15,416	5,952	G B

404	Nigeria	Uyo	1,074,000	70	181	15,358	5,930	G W
405	Chile	Valparaiso-Vina del Mar	920,000	60	155	15,333	5,920	C B
406	Russia	Voronezh	935,000	61	158	15,328	5,918	C B
407	Spain	Bilbao	765,000	50	130	15,300	5,907	C B
408	Philippines	Iloilo City	535,000	35	91	15,286	5,902	C B
409	China	Xiangyang, HUB	790,000	52	134	15,227	5,879	G B
410	Russia	Tyumen	715,000	47	122	15,213	5,874	D B
411	South Korea	Pohang	530,000	35	91	15,143	5,847	C B
412	Pakistan	Rawalpindi-Islamabad	4,506,000	298	772	15,113	5,835	G B
413	Mozambique	Maputo	2,429,000	161	416	15,112	5,835	G B
414	China	Huaihua, HUN	635,000	42	109	15,102	5,831	G B
415	China	Liupanshui, GZ	564,000	38	97	15,022	5,800	G B
416	China	Mudanjiang, HL	806,000	54	140	14,943	5,769	G B
417	China	Shaoyang, HUN	745,000	50	130	14,900	5,753	C B
418	Nigeria	Akure	670,000	45	117	14,889	5,749	W B
419	India	Guwahati, AS	1,175,000	79	205	14,879	5,745	G B
420	Saudi Arabia	Taif	815,000	55	142	14,818	5,721	C B
421	Argentina	Salta	620,000	42	109	14,762	5,700	C B
422	Greece	Athens	3,325,000	225	584	14,756	5,697	G B
423	Jamaica	Kingston	590,000	40	104	14,750	5,695	D B
424	China	Shijiazhuang, HEB	3,706,000	252	653	14,703	5,677	G B
425	China	Linfen, SAX	601,000	41	106	14,701	5,676	G B
426	China	Changsha, HUN	4,242,000	289	748	14,685	5,670	G B
427	Congo	Pointe Noire	1,131,000	77	200	14,682	5,669	D B
428	Turkey	Denizli	585,000	40	104	14,625	5,647	D B
429	United Kingdom	London	10,979,000	671	1,739	14,580	5,629	A A
430	Russia	Barnaul	625,000	43	111	14,535	5,612	C B
431	Angola	Benguela	580,000	40	104	14,500	5,598	C B
431	China	Shougang (Weifang), SD	580,000	40	104	14,500	5,598	C B
433	Indonesia	Batam	1,362,000	94	243	14,488	5,594	G B
434	Mexico	San Luis Potosí	1,185,000	82	212	14,451	5,580	C B
435	China	Dandong, LN	865,000	60	155	14,417	5,566	C B
436	China	Changde, HUN	720,000	50	130	14,400	5,560	C B
437	Kuwait	Kuwait	4,022,000	280	724	14,389	5,556	G B
438	China	Dongsheng (Ordos), NM	574,000	40	104	14,358	5,544	G B
439	China	Zhanjiang, GD	1,112,000	77	201	14,355	5,542	G B
440	Tajikistan	Dushanbe	1,390,000	97	251	14,348	5,540	G B
441	Iran	Shiraz	1,430,000	100	258	14,342	5,537	G B
442	China	Zhaoqing, GD	645,000	45	117	14,333	5,534	C B
443	Brazil	Joao Pessoa	1,119,000	78	202	14,315	5,527	G B
444	China	Gongyi (Zhengzhou), HEN	715,000	50	130	14,300	5,521	C B
445	Iran	Ahvaz	1,373,000	96	249	14,283	5,515	G B
446	Russia	Tomsk	570,000	40	104	14,250	5,502	C B
447	China	Taizhou, ZJ	1,429,000	100	260	14,229	5,494	G B
448	China	Laibin, GX	610,000	43	111	14,186	5,477	C B
449	Nigeria	Enugu	1,126,000	79	206	14,179	5,475	G B
450	Honduras	San Pedro Sula	878,000	62	161	14,144	5,461	G B
451	China	Hefei, AH	4,628,000	328	848	14,128	5,455	G B
452	China	Wuhan, HUB	8,962,000	636	1,646	14,100	5,444	G B
453	Nigeria	Port Harcourt	2,359,000	167	434	14,085	5,438	G B
454	China	Shanghai, SHG-JS-ZJ	22,120,000	1,571	4,068	14,083	5,437	L B
455	China	Fuzhou, FJ	4,039,000	288	746	14,031	5,417	G B
456	South Korea	Ulsan	910,000	65	168	14,000	5,405	C B
457	Mexico	Puebla	2,401,000	172	446	13,928	5,378	G B
458	Austria	Vienna	1,809,000	130	338	13,877	5,358	G B
459	Mexico	Villahermosa	610,000	44	114	13,864	5,353	C B
460	Spain	Malaga	720,000	52	135	13,846	5,346	C B
461	Tunisia	Tunis	2,404,000	174	450	13,833	5,341	G B
462	Thailand	Bangkok	17,066,000	1,235	3,199	13,819	5,336	G B

463	Spain	Murcia	525,000	38	98	13,816	5,334	C B
464	Indonesia	Surakarta	1,106,000	80	207	13,808	5,331	G B
465	China	Liaocheng, SD	690,000	50	130	13,800	5,328	C B
466	Morocco	Agadir	620,000	45	117	13,778	5,320	C B
467	Panama	Panama City	1,202,000	87	226	13,750	5,309	G B
468	Nicaragua	Managua	1,201,000	87	226	13,744	5,307	G B
469	China	Wenling (Taizhou), ZJ	609,000	45	115	13,675	5,280	G B
470	Lebanon	Beirut	2,781,000	204	528	13,647	5,269	G B
471	Benin	Porto Novo	530,000	39	101	13,590	5,247	W B
472	China	Jingzhou, HUB	815,000	60	155	13,583	5,244	C B
473	China	Deyang, SC	650,000	48	124	13,542	5,229	C B
474	China	Urumqi, XJ	3,182,000	236	613	13,455	5,195	G B
475	Indonesia	Balikpapan	645,000	48	124	13,438	5,188	C B
476	Russia	Kemerovo	550,000	41	106	13,415	5,180	C B
475	Japan	Kumamoto	670,000	50	130	13,400	5,174	C B
478	Jordan	Amman	4,425,000	330	856	13,394	5,171	G B
479	China	Kunming, YN	3,755,000	281	727	13,376	5,164	G B
480	Venezuela	Maracay	1,142,000	86	221	13,356	5,157	G B
481	Brazil	Natal	1,260,000	94	245	13,338	5,150	G B
482	China	Guilin, GX	950,000	71	184	13,337	5,149	G B
483	China	Puning (Jieyang), GD	1,897,000	142	368	13,335	5,149	G B
484	Brazil	Feira de Santana	600,000	45	117	13,333	5,148	C B
485	Kazakhstan	Astana	944,000	71	184	13,275	5,125	G B
486	China	Jinzhou, LN	730,000	55	142	13,273	5,125	C B
487	China	Baoji, SAA	845,000	64	166	13,203	5,098	L B
488	Russia	Novokuznetsk	540,000	41	106	13,171	5,085	D B
489	Mexico	Veracruz	825,000	63	163	13,095	5,056	C B
490	China	Nanchang, JX	3,495,000	267	692	13,090	5,054	G B
491	China	Jinan, SD	4,026,000	308	797	13,076	5,049	G B
492	China	Zhuzhou, HUN	1,127,000	86	223	13,074	5,048	G B
493	Mexico	Aguascalientes	1,011,000	77	200	13,072	5,047	G B
494	Gambia	Banjul	575,000	44	114	13,068	5,046	C B
495	Cuba	Havana	1,610,000	123	319	13,056	5,041	G B
496	South Africa	Cape Town	4,228,000	324	839	13,046	5,037	G B
497	China	Chongqing, CQ	7,739,000	593	1,537	13,043	5,036	G B
498	Turkey	Mersin	1,024,000	79	204	13,025	5,029	G B
499	Poland	Wroclaw	625,000	48	124	13,021	5,027	C B
500	India	Kollam, KL	1,031,000	79	206	12,994	5,017	G B
501	Argentina	Buenos Aires	16,157,000	1,244	3,221	12,990	5,015	G B
502	China	Guiyang, GZ	3,156,000	243	629	12,989	5,015	G B
503	China	Laiyang (Yantai), SD	610,000	47	122	12,979	5,011	C B
504	Ecuador	Quito	2,672,000	207	535	12,927	4,991	G B
505	China	Xining, QH	1,508,000	117	303	12,907	4,983	G B
506	Nigeria	Ilorin	1,269,000	98	255	12,902	4,981	G B
507	Spain	Zaragoza	735,000	57	148	12,895	4,979	C B
508	Kyrgyzstan	Bishkek	1,297,000	101	261	12,886	4,975	G B
508	Nigeria	Nsukka	1,690,000	131	340	12,883	4,974	G W
510	Spain	Santa Cruz de Tenerife	540,000	42	109	12,857	4,964	C B
509	Japan	Osaka-Kobe-Kyoto	14,977,000	1,166	3,019	12,849	4,961	G B
512	Algeria	Constantine	590,000	46	119	12,826	4,952	C B
513	Mexico	Leon	1,814,000	142	368	12,765	4,929	G B
514	China	Chaozhou, GD	1,424,000	112	289	12,762	4,927	G B
515	China	Luohe, HEN	818,000	64	166	12,752	4,924	G B
516	Cameroon	Bamenda	510,000	40	104	12,750	4,923	D B
517	Turkey	Antalya	891,000	70	181	12,748	4,922	G B
518	China	Anyang, HEN	1,212,000	95	247	12,715	4,909	G B
519	India	Patiala, HR	575,000	35	91	12,714	4,909	A B
520	Sri Lanka	Colombo	3,432,000	270	700	12,706	4,906	G B
521	Mexico	Hermosillo	874,000	69	178	12,703	4,905	G B

522	Georgia	Tblisi	1,207,000	95	247	12,659	4,888	G B
523	Belarus	Minsk	2,107,000	167	432	12,635	4,878	G B
524	China	Zhangqiu (Jinan), SD	530,000	42	109	12,628	4,876	G B
525	Malawi	Lilongwe	1,220,000	97	250	12,623	4,874	G B
526	China	Huizhou, GD	1,549,000	123	318	12,605	4,867	G B
527	China	Pingdingshan, HEN	886,000	70	182	12,576	4,856	G B
528	China	Puyang, HEN	573,000	46	118	12,573	4,854	G B
529	Argentina	Santa Fe	565,000	45	117	12,556	4,848	C B
529	Nigeria	Jos	890,000	71	184	12,556	4,848	G B
531	China	Changchun, JL	3,968,000	316	820	12,538	4,841	G B
532	China	Hami, XJ	575,000	46	119	12,500	4,826	C B
532	China	Zoucheng (Jining), SD	500,000	40	104	12,500	4,826	C B
534	Mexico	Tijuana	2,002,000	160	415	12,490	4,822	G B
535	China	Guangzhou-Foshan, GD	20,902,000	1,676	4,342	12,469	4,814	L B
536	Thailand	Lampang	510,000	41	106	12,439	4,803	D B
537	China	Zhoushan, ZJ	620,000	50	130	12,400	4,788	L B
537	Pakistan	Quetta	954,000	77	199	12,400	4,788	G B
537	Japan	Kagoshima	570,000	46	119	12,391	4,784	C B
540	Venezuela	Valencia	1,762,000	142	368	12,390	4,784	G B
541	Brazil	Vitoria	1,608,000	130	336	12,377	4,779	G B
542	Viet Nam	Hue	740,000	60	155	12,333	4,762	C B
543	Uruguay	Montevideo	1,508,000	123	317	12,308	4,752	G B
544	Mongolia	Ulaanbaatar	1,508,000	123	317	12,306	4,751	G B
545	Angola	Lubango	1,031,000	84	217	12,303	4,750	G B
546	Angola	Huambo	615,000	50	130	12,300	4,749	C B
547	Russia	Tolyatti	685,000	56	145	12,232	4,723	C B
548	China	Qiqihaer, HL	973,000	80	206	12,218	4,717	G B
549	China	Shenyang-Fushun, LN	7,105,000	585	1,515	12,148	4,690	G B
550	Chile	Concepcion	850,000	70	181	12,143	4,688	C B
551	Brazil	Santos	1,469,000	121	314	12,132	4,684	G B
552	Indonesia	Pekan Baru	1,118,000	92	239	12,122	4,680	G B
553	Bolivia	Cochabamba	1,228,000	101	263	12,110	4,676	G B
554	India	Kochi, KL	2,060,000	170	441	12,108	4,675	G B
555	China	Laixi (Qingdao), SD	665,000	55	142	12,091	4,668	C B
556	China	Beijing, BJ-HEB	19,433,000	1,611	4,172	12,065	4,658	L B
557	United Kingdom	Leicester	550,000	42	109	12,054	4,654	A A
558	China	Nanjing, JS	7,496,000	623	1,613	12,040	4,649	G B
559	China: Taiwan	Hsinchu	540,000	45	117	12,000	4,633	C B
560	Costa Rica	San Jose	1,945,000	162	420	11,996	4,632	G B
561	China	Longyan, FJ	550,000	46	119	11,957	4,617	C B
560	Japan	Tokyo-Yokohama	37,977,000	3,178	8,230	11,951	4,614	G B
563	China	Jiaxing, ZJ	842,000	70	183	11,947	4,613	G B
564	China	Anshan, LN	1,713,000	143	372	11,941	4,610	G B
565	Serbia	Belgrade	1,170,000	98	254	11,925	4,604	G B
566	Israel	Tel Aviv	2,654,000	223	577	11,916	4,601	G B
565	Japan	Matsuyama	535,000	45	117	11,889	4,590	C B
568	China	Weihai, SD	779,000	66	170	11,874	4,585	G B
568	Mexico	Morelia	850,000	72	185	11,874	4,585	G B
570	Mexico	Tuxtla Gutierrez	640,000	54	140	11,852	4,576	C B
571	Malawi	Blantyre	948,000	80	208	11,780	4,548	G B
572	China	Dongguan, GD	7,981,000	678	1,755	11,775	4,546	G B
573	Romania	Bucharest	1,870,000	159	412	11,759	4,540	G B
574	Mexico	Torreon	1,151,000	98	254	11,746	4,535	G B
575	China	Jining, SD	850,000	73	188	11,697	4,516	G B
574	Japan	Hiroshima	1,050,000	90	233	11,689	4,513	G B
577	China	Huaibei, AH	1,065,000	91	236	11,684	4,511	G B
578	China	Akesu, XJ	700,000	60	155	11,667	4,505	C B
579	Bulgaria	Sofia	934,000	80	208	11,634	4,492	G B
580	Mexico	Durango	570,000	49	127	11,633	4,492	D B

581	India	Durgapur, WB	680,000	50	130	11,620	4,486	A B
582	China	Chifeng, NM	750,000	65	167	11,598	4,478	G B
583	China	Zhuhai, GD	1,552,000	134	347	11,587	4,474	G B
584	China	Hangzhou, ZJ	6,446,000	558	1,446	11,546	4,458	G B
584	China	Yiwu (Jinhua), ZJ	1,573,000	136	353	11,546	4,458	G B
586	United Kingdom	Southampton-Portsmouth	924,000	74	192	11,537	4,454	A A
587	China	Jinhua, ZJ	830,000	72	186	11,532	4,453	G B
588	Turkey	Adana	719,000	62	162	11,508	4,443	G B
587	Japan	Hamamatsu	955,000	83	215	11,506	4,442	C B
590	Peru	Arequipa	876,000	76	197	11,493	4,437	G B
591	China	Huaian, JS	1,562,000	136	353	11,456	4,423	G B
592	Argentina	Mar del Plata	630,000	55	142	11,455	4,423	C B
592	Russia	Izhevsk	630,000	55	142	11,455	4,423	C B
594	China	Qingzhou (Weifang), SD	675,000	59	153	11,441	4,417	C B
595	Spain	Madrid	6,026,000	527	1,365	11,434	4,415	G B
596	China	Xiangtan, HUN	996,000	87	226	11,427	4,412	G B
597	Mexico	Cancun	874,000	77	198	11,421	4,410	G B
598	China	Jixi, HL	605,000	53	137	11,415	4,407	C B
599	Russia	Astrakhan	525,000	46	119	11,413	4,407	C B
600	China	Tangshan, HEB	1,624,000	142	369	11,407	4,404	G B
601	China	Yichun, JX	534,000	47	121	11,399	4,401	G B
602	China	Qufu (Jining), SD	535,000	47	122	11,383	4,395	C B
603	China	Hohhot, NM	2,087,000	184	476	11,350	4,382	G B
604	China	Datong, SAX	1,611,000	142	368	11,346	4,381	G B
605	Brazil	Teresina	993,000	88	227	11,312	4,368	G B
606	China	Maanshan, AH	894,000	79	205	11,283	4,356	G B
607	China: Taiwan	Tainan	1,124,000	100	259	11,258	4,347	G B
608	China	Xinyu, JX	575,000	51	132	11,249	4,343	G B
609	United Kingdom	Liverpool	905,000	77	200	11,211	4,329	A A
610	China	Dongming (Heze), SD	560,000	50	130	11,200	4,324	C B
611	China	Jiamusi, HL	627,000	56	145	11,179	4,316	G B
612	Indonesia	Cliegon	525,000	47	122	11,170	4,313	C B
613	China	Fuyang (Hangzhou), ZJ	500,000	45	116	11,167	4,312	G B
614	United Kingdom	Newcastle upon Tyne	815,000	70	181	11,120	4,293	A A
615	Russia	Irkutsk	610,000	55	142	11,091	4,282	C B
616	Spain	Barcelona	4,588,000	414	1,072	11,088	4,281	G B
617	China	Huludao, LN	665,000	60	155	11,083	4,279	C B
618	China	Wuxi, JS	3,642,000	329	852	11,067	4,273	G B
619	United Kingdom	Bristol	680,000	56	144	11,065	4,272	A A
620	Russia	Makhachkala	585,000	53	137	11,038	4,262	C B
621	France	Paris	11,020,000	969	2,845	11,004	4,249	A A
622	Malaysia	Kuching	770,000	70	181	11,000	4,247	C B
623	China	Zhangjiakou, HEB	738,000	67	174	10,983	4,241	G B
624	China	Xuzhou, JS	1,676,000	153	396	10,968	4,235	G B
623	Japan	Fukuoka	2,128,000	195	504	10,940	4,224	G B
626	China	Panzhihua, SC	511,000	47	121	10,930	4,220	G B
627	China	Yangjiang, GD	765,000	70	181	10,929	4,220	C B
628	Yemen	Aden	764,000	70	181	10,918	4,215	G B
629	Ghana	Accra	5,138,000	472	1,222	10,890	4,205	G B
630	Russia	Penza	510,000	47	122	10,851	4,190	C B
631	China	Hengyang, HUN	1,213,000	112	290	10,835	4,183	G B
632	China	Haikou, HA	1,937,000	179	463	10,833	4,183	G B
633	China	Bayan Nur, NM	560,000	52	135	10,769	4,158	C B
634	China	Baotou, NM	2,248,000	210	543	10,728	4,142	G B
635	United Kingdom	Nottingham	785,000	68	176	10,721	4,139	A A
636	China	Shiyan, HUB	804,000	75	195	10,684	4,125	G B
637	Italy	Palermo	725,000	68	176	10,662	4,117	C B
638	Saudi Arabia	Riyadh	6,881,000	646	1,672	10,659	4,115	G B
639	United Kingdom	Sheffield	730,000	65	167	10,593	4,090	A A

640	China	Zhengzhou, HEN	6,765,000	639	1,656	10,581	4,085	G B
641	China	Suzhou, AN	664,000	63	163	10,566	4,080	G B
642	United Kingdom	Birmingham	2,605,000	231	599	10,549	4,073	A A
643	Gabon	Libreville	770,000	73	189	10,548	4,073	D B
644	Russia	Ryazan	525,000	50	130	10,500	4,054	C B
645	Mexico	Toluca	1,753,000	167	433	10,490	4,050	G B
646	United Kingdom	Manchester	2,727,000	244	631	10,484	4,048	A A
647	Kazakhstan	Almaty	2,144,000	205	530	10,478	4,046	G B
648	China	Luoyang, HEN	2,240,000	215	556	10,433	4,028	G B
649	Brazil	Londrina	730,000	70	181	10,429	4,027	C B
649	China	Yangquan, SAX	617,000	59	153	10,429	4,027	G B
651	China	Ganzhou, JX	1,340,000	129	333	10,425	4,025	G B
652	Saudi Arabia	Mecca	1,813,000	174	450	10,424	4,025	G B
653	Russia	Naberezhnye Tchelny	520,000	50	130	10,400	4,015	C B
654	China	Zhumadian, HEN	550,000	53	137	10,377	4,007	C B
655	Brazil	Belo Horizonte	5,159,000	497	1,288	10,374	4,005	G B
656	United Arab Emirates	Dubai	6,036,000	582	1,508	10,370	4,004	G B
657	China	Wafangdian (Dalian) , LN	570,000	55	142	10,364	4,002	C B
657	Iran	Kerman	570,000	55	142	10,364	4,002	C B
659	United Kingdom	Edinburgh	530,000	46	120	10,360	4,000	A A
660	Germany	Munich	1,928,000	186	482	10,357	3,999	G B
661	China	Nanyang, HEN	909,000	88	228	10,341	3,993	G B
662	India	Mangalore, KA	715,000	60	155	10,333	3,990	A B
662	Malaysia	Seremban	620,000	60	155	10,333	3,990	C B
664	China	Zhuanghe (Dalian), LN	515,000	50	130	10,300	3,977	C B
665	China	Ezhou, HUB	760,000	74	192	10,270	3,965	C B
666	Argentina	Rosario	1,269,000	124	320	10,268	3,964	G B
667	Mexico	Mexicali	914,000	89	231	10,244	3,955	G B
668	United Kingdom	Belfast	635,000	62	161	10,242	3,954	D A
669	China	Qingyuan, GD	665,000	65	168	10,231	3,950	C B
670	China	Changzhi, SAX	730,000	71	185	10,228	3,949	G B
671	Russia	Samara	976,000	95	247	10,224	3,947	G B
672	Nigeria	Benin City	1,897,000	186	483	10,172	3,927	G B
673	Brazil	Porto Alegre	3,519,000	347	898	10,146	3,917	G B
674	China	Jiangmen, GD	1,587,000	157	406	10,130	3,911	G B
675	China	Huangshi, HUB	1,037,000	102	265	10,125	3,909	G B
676	China	Zhuji (Shaoxing), ZJ	525,000	52	135	10,096	3,898	L B
677	China	Dezhou, SD-HEB	685,000	68	176	10,074	3,890	C B
678	China	Heze, SD	815,000	81	210	10,062	3,885	C B
679	Mexico	Ciudad Juarez	1,448,000	144	374	10,026	3,871	G B
680	China	Ningbo, ZJ	3,649,000	364	944	10,014	3,866	G B
681	India	Kozhikode, KL	1,992,000	199	517	9,988	3,856	G B
682	China	Yueyang, HUN	800,000	80	208	9,978	3,853	G B
683	China	Tianjin, TJ	10,800,000	1,086	2,813	9,943	3,839	G B
684	Brazil	Ribeirao Preto	695,000	70	181	9,929	3,834	C B
685	Malaysia	Kuala Lumpur	8,285,000	835	2,162	9,927	3,833	G B
686	China	Hebi, HEN	595,000	60	155	9,917	3,829	C B
687	China	Shuangyashan, HL	535,000	54	140	9,907	3,825	C B
688	China	Dalian, LN	3,776,000	381	988	9,900	3,822	G B
689	Russia	St. Petersburg	5,230,000	530	1,372	9,869	3,810	G B
690	Spain	Seville	1,039,000	105	273	9,857	3,806	G B
691	China	Suining, SC	620,000	63	163	9,841	3,800	C B
692	Turkmenistan	Ashgabat	1,168,000	119	307	9,839	3,799	G B
693	Italy	Turin	1,445,000	147	380	9,838	3,798	G B
694	Viet Nam	Nha Trang	590,000	60	155	9,833	3,797	C B
695	Italy	Florence	835,000	85	220	9,824	3,793	C B
696	Ukraine	Kharkov	1,486,000	152	395	9,748	3,764	G B
697	France	Nice	955,000	98	744	9,745	3,763	C B
698	South Sudan	Juba	545,000	56	145	9,732	3,758	F B

699	Czech Republic	Prague	1,158,000	119	308	9,725	3,755	G B
700	Croatia	Zagreb	700,000	72	186	9,722	3,754	C B
701	Greece	Thessaloniki	845,000	87	225	9,713	3,750	C B
702	Ukraine	Kiyev	2,851,000	294	762	9,694	3,743	G B
703	Mexico	Chihuahua	978,000	101	261	9,687	3,740	G B
704	South Africa	Johannesburg-East Rand	9,505,000	982	2,542	9,683	3,739	G B
705	Brazil	Florianopolis	695,000	72	186	9,677	3,736	G B
706	Tunisia	Sfax	745,000	77	199	9,675	3,736	D B
707	Brazil	Curitiba	3,124,000	324	838	9,650	3,726	G B
708	Mexico	Cuernavaca	978,000	101	263	9,644	3,724	G B
707	Japan	Kanazawa	510,000	53	137	9,623	3,715	C B
710	China	Handan, HEB	2,000,000	208	540	9,600	3,707	G B
710	Ukraine	Lviv	720,000	75	194	9,600	3,707	C B
712	China	Sanya, HA	565,000	59	153	9,576	3,697	C B
711	Japan	Shizuoka	670,000	70	181	9,571	3,695	C B
713	Poland	Lodz	670,000	70	181	9,571	3,695	D B
715	China	Mianyang, SC	1,037,000	108	281	9,565	3,693	G B
714	Japan	Sendai	1,088,000	114	295	9,558	3,690	G B
715	Japan	Sapporo	2,027,000	213	551	9,526	3,678	G B
718	Paraguay	Asuncion	2,597,000	274	708	9,495	3,666	G B
719	Zambia	Kitwe	679,000	72	185	9,486	3,663	G B
720	China	Huainan, AH	1,171,000	124	320	9,471	3,657	G B
721	China	Qijing, YN	535,000	57	147	9,434	3,642	G B
721	United Kingdom	Leeds-Bradford	1,890,000	188	488	9,434	3,642	A A
723	Armenia	Yerevan	1,403,000	149	385	9,428	3,640	G B
724	China	Kaifeng, HEN	799,000	85	220	9,423	3,638	G B
725	Jordan	Irbid	750,000	80	207	9,375	3,620	C B
726	Israel	Haifa	538,000	58	149	9,354	3,612	G B
727	China	Jingmen, HUB	505,000	54	140	9,352	3,611	C B
728	Nigeria	Abuja	3,344,000	358	926	9,351	3,610	G B
729	Netherlands	Amsterdam	1,140,000	122	316	9,335	3,604	G B
730	China	Yancheng, JS	751,000	81	209	9,315	3,597	G B
731	China	Suzhou, JS	4,979,000	535	1,387	9,298	3,590	G B
732	China	Songyuan, JL	595,000	64	166	9,297	3,590	C B
733	China	Shenzgzezhen, JS-ZJ	650,000	70	181	9,286	3,585	C B
733	Mexico	Reynosa	650,000	70	181	9,286	3,585	C B
735	China	Yinchuan, NX	1,791,000	193	500	9,268	3,578	G B
736	China	Zhongshan, GD	2,828,000	305	791	9,257	3,574	G B
737	China	Qingdao, SD	5,911,000	639	1,656	9,245	3,569	G B
738	China	Jiaozuo, HEN	974,000	106	274	9,197	3,551	G B
739	China	Weifang, SD	1,413,000	154	398	9,195	3,550	G B
740	Spain	Valencia	1,393,000	152	393	9,190	3,548	G B
741	China	Nantong, JS	1,405,000	153	397	9,171	3,541	G B
742	Poland	Warsaw	1,935,000	211	547	9,163	3,538	G B
743	Russia	Saratov	795,000	87	225	9,138	3,528	C B
744	China	Sanmenxia, HEN-SAX	558,000	61	159	9,103	3,515	G B
745	China	Jiujiang, JX	755,000	83	215	9,096	3,512	C B
746	China	Hengshui, HEB	590,000	65	168	9,077	3,505	C B
747	India	Malappuram, KL	1,180,000	130	337	9,076	3,504	G B
748	China	Liuan, AN	585,000	65	168	9,000	3,475	C B
746	Japan	Okayama	675,000	75	194	9,000	3,475	C B
748	Poland	Krakow	765,000	85	220	9,000	3,475	D B
751	Italy	Naples	3,574,000	398	1,032	8,973	3,464	G B
752	Saudi Arabia	Jiddah	4,366,000	487	1,263	8,957	3,458	G B
753	Switzerland	Geneva	625,000	70	181	8,929	3,447	C B
754	China	Baoding, HEB	1,347,000	151	391	8,914	3,442	G B
755	Philippines	Angeles City	636,000	72	186	8,875	3,427	G B
756	China	Huzhou, ZJ	651,000	74	191	8,851	3,417	G B
757	Norway	Oslo	813,000	92	290	8,845	3,415	G B

758	Italy	Bologna	530,000	60	155	8,833	3,410	C B
759	China	Tongling, AH	555,000	63	163	8,810	3,402	C B
760	Italy	Bergamo	880,000	100	259	8,800	3,398	D B
761	China	Yangzhou, JS	1,186,000	135	350	8,785	3,392	G B
762	Sweden	Stockholm	1,436,000	164	414	8,782	3,391	G A
762	United Kingdom	Glasgow	1,259,000	138	357	8,782	3,391	A A
764	Zimbabwe	Harare	2,817,000	322	833	8,760	3,382	G B
765	Brazil	Maringa	525,000	60	155	8,750	3,378	C B
766	Brazil	Uberlandia	655,000	75	194	8,733	3,372	C B
766	Ukraine	Kriyvyi Rih	655,000	75	194	8,733	3,372	D B
768	Libya	Banghazi	785,000	90	233	8,722	3,368	D B
769	China	Tongliao, NM	651,000	75	193	8,716	3,365	G B
770	China	Jiyuan, HEN	610,000	70	181	8,714	3,364	C B
770	China	Shaoxing, ZJ	1,837,000	211	546	8,714	3,364	G B
772	China	Changshu (Suzhou), JS	1,149,000	132	343	8,679	3,351	G B
773	Spain	Palma	560,000	65	168	8,615	3,326	C B
774	Italy	Padova	620,000	72	186	8,611	3,325	D B
775	Viet Nam	Da Nang	1,430,000	166	430	8,609	3,324	G B
776	Mexico	Queretaro	1,201,000	140	361	8,607	3,323	G B
777	Switzerland	Zurich	815,000	95	246	8,579	3,312	C B
778	Saudi Arabia	Tabuk	600,000	70	181	8,571	3,309	C B
779	Argentina	Mendoza	1,157,000	135	350	8,565	3,307	G B
780	China	Langfang, HEB-TJ-BJ	656,000	77	199	8,556	3,303	G B
781	Brazil	Sao Luis	1,499,000	175	454	8,549	3,301	G B
782	Viet Nam	Vung Tau	863,000	101	262	8,520	3,290	G B
780	Japan	Niigata	840,000	99	256	8,485	3,276	C B
784	China	Taian, SD	883,000	104	270	8,470	3,270	G B
785	Brazil	Brasilia	3,313,000	392	1,016	8,445	3,261	G B
786	China	Shizuishan, NX	760,000	90	233	8,444	3,260	C B
787	China	Zouping (Binzhou), SD	785,000	93	241	8,441	3,259	C B
788	Russia	Rostov	1,241,000	147	381	8,430	3,255	G B
789	Russia	Perm	1,040,000	123	320	8,429	3,254	D B
790	Uzbekistan	Tashkent	3,492,000	415	1,075	8,412	3,248	G B
791	South Korea	Cheonan	570,000	68	176	8,382	3,236	C B
792	Iran	Yazd	670,000	80	207	8,375	3,234	C B
792	Spain	Las Palmas	670,000	80	207	8,375	3,234	C B
793	Nigeria	Onitsha	6,269,000	750	1,942	8,362	3,229	G B
795	Argentina	Tucuman	750,000	90	233	8,333	3,217	C B
795	Brazil	Sao Jose dos Campos	750,000	90	233	8,333	3,217	C B
797	Mexico	Culiacan	565,000	68	176	8,309	3,208	C B
798	China	Shaoguan, GD	595,000	72	186	8,264	3,191	C B
799	Argentina	Cordoba	1,591,000	193	501	8,222	3,175	G B
800	Qatar	Doha	1,827,000	222	576	8,217	3,173	G B
801	China	Chaoyang, LN	575,000	70	181	8,214	3,171	C B
802	India	Thoothukkudi, TN	540,000	50	130	8,200	3,166	A B
803	China	Shangqiu, HEN	594,000	73	188	8,168	3,154	G B
804	Brazil	Joinville	570,000	70	181	8,143	3,144	C B
805	Oman	Muscat	1,205,000	148	383	8,139	3,142	G B
803	Japan	Otsu	730,000	90	233	8,111	3,132	C B
807	South Africa	Bloemfontein	550,000	68	176	8,088	3,123	D B
808	China	Yongkang (Jinhua), ZJ	695,000	86	223	8,081	3,120	C B
809	Russia	Khabarovsk	605,000	75	194	8,067	3,115	C B
810	China	Changzhou, JS	3,647,000	452	1,172	8,062	3,113	G B
808	Japan	Naha	995,000	124	321	8,037	3,103	G B
812	Malaysia	Ipoh	800,000	100	259	8,000	3,089	D B
812	Saudi Arabia	Buraydah	640,000	80	207	8,000	3,089	D B
814	India	Thrissur, KL	1,214,000	152	394	7,973	3,078	G B
815	Nigeria	Owerri	610,000	77	198	7,960	3,073	G B
816	Brazil	Campo Grande	875,000	110	285	7,955	3,071	C B

817	Ukraine	Odessa	1,137,000	143	371	7,948	3,069	G B
818	Venezuela	Ciudad Guayana	755,000	95	246	7,947	3,068	D B
819	China	Wuhai, NM	635,000	80	207	7,938	3,065	C B
820	France	Lyon	1,413,000	178	462	7,916	3,056	G B
821	China	Cixi (Ningbo), ZJ	1,562,000	198	513	7,885	3,044	G B
822	South Africa	Port Elizabeth	1,188,000	151	390	7,884	3,044	G B
823	China	Panjin, LN	928,000	118	305	7,878	3,042	G B
824	China	Quanzhou, FJ	6,345,000	807	2,090	7,863	3,036	G B
825	South Africa	East London	510,000	65	168	7,846	3,029	C B
826	Brazil	Goiania	2,496,000	321	831	7,776	3,002	G B
826	South Africa	Durban	3,223,000	414	1,074	7,776	3,002	G B
828	Moldova	Chisinau	590,000	76	197	7,763	2,997	C B
829	Mexico	Saltillo	815,000	105	272	7,762	2,997	C B
830	China	Tieling, LN	540,000	70	181	7,714	2,978	C B
831	China	Zibo, SD	2,466,000	320	829	7,704	2,975	G B
832	China	Linqi (Weifang), SD	585,000	76	197	7,697	2,972	C B
830	Japan	Kitakyushu	1,760,000	229	593	7,685	2,967	G B
834	South Africa	Pretoria	3,709,000	483	1,252	7,673	2,963	G B
835	Brazil	Campinas	2,783,000	363	940	7,671	2,962	G B
836	Saudi Arabia	Hufuf-Mubarraz	805,000	105	272	7,667	2,960	D B
837	Italy	Catania	725,000	95	246	7,632	2,947	C B
838	China	Yantai, SD	1,719,000	225	584	7,630	2,946	G B
839	China	Zhangjiaggang (Suzhou), JS	2,420,000	318	824	7,602	2,935	G B
840	China	Rizhao, SD	673,000	89	230	7,572	2,924	G B
841	China	Zhenjiang, JS	968,000	128	331	7,570	2,923	G B
842	Russia	Moscow	17,125,000	2,274	5,891	7,529	2,907	G B
843	Germany	Berlin	3,972,000	528	1,368	7,520	2,903	G B
844	Germany	Frankfurt	1,904,000	255	660	7,476	2,886	G B
845	Belarus	Gomel	575,000	77	199	7,468	2,883	C B
846	China	Taizhou, JS	653,000	88	227	7,454	2,878	G B
847	China	Zhangzhou, FJ	1,281,000	173	447	7,423	2,866	G B
848	Germany	Nuremberg	665,000	90	233	7,389	2,853	C B
849	Viet Nam	Hai Phong	1,623,000	220	569	7,386	2,852	G B
850	Russia	Chelyabinsk	1,176,000	159	412	7,385	2,851	G B
851	Ireland	Dublin	1,306,000	178	460	7,355	2,840	G A
852	Germany	Mannheim	625,000	85	220	7,353	2,839	C B
853	China	Kunshan (Suzhou), JS	1,690,000	230	596	7,348	2,837	L B
854	Kazakhstan	Shimkent	1,122,000	153	396	7,337	2,833	G B
855	Turkey	Kayseri	966,000	132	342	7,326	2,829	G B
856	Ukraine	Zaporizhzhya	730,000	100	259	7,300	2,819	D B
857	Turkey	Konya	966,000	132	343	7,292	2,815	G B
858	Germany	Dresden	765,000	105	272	7,286	2,813	C B
859	Turkey	Izmit	645,000	89	231	7,247	2,798	C B
860	China	Bengbu, AH	967,000	134	346	7,242	2,796	G B
861	Portugal	Lisbon	2,656,000	367	952	7,229	2,791	G B
862	Italy	Rome	3,189,000	442	1,145	7,211	2,784	G B
863	India	Kannur, KL	1,585,000	222	574	7,147	2,759	G B
864	China	Qinhuangdao, HEB	1,222,000	171	443	7,146	2,759	G B
865	Mexico	Oaxaca	600,000	84	218	7,143	2,758	C B
866	Canada	Toronto, ON	6,871,000	901	2,300	7,139	2,756	A A
867	China	Putian, FJ	2,191,000	308	797	7,124	2,751	G B
868	Switzerland	Basel	545,000	77	199	7,078	2,733	C B
869	Germany	Stuttgart	1,301,000	184	476	7,073	2,731	G B
870	Russia	Ufa	948,000	134	348	7,057	2,725	G B
871	Canada	Montréal, QC	3,625,000	500	1,294	7,045	2,720	A A
872	China	Fuxin, LN	560,000	80	207	7,012	2,707	G B
873	Brazil	Sorocaba	770,000	110	285	7,000	2,703	D B
874	Sweden	Goteborg	615,000	83	215	6,999	2,702	A A
875	Netherlands	Rotterdam-Hague	2,770,000	397	1,028	6,981	2,695	G B

876	Germany	Cologne-Bonn	2,085,000	301	779	6,937	2,678	G B
877	Mexico	Merida	1,146,000	166	429	6,912	2,669	G B
878	China	Daqing, HL	994,000	145	376	6,846	2,643	G B
879	Poland	Gdansk	855,000	125	324	6,840	2,641	C B
880	Saudi Arabia	Medina	1,424,000	210	543	6,790	2,622	G B
881	China	Laiwu, SD	801,000	118	306	6,781	2,618	G B
882	Italy	Milan	4,907,000	726	1,881	6,758	2,609	G B
883	Brazil	Jundiai	810,000	120	311	6,750	2,606	C B
884	China	Cangzhou, HEB	620,000	92	238	6,739	2,602	C B
885	China	Chuzhou, AH	663,000	99	256	6,707	2,590	G B
886	Azerbaijan	Baku	2,934,000	438	1,135	6,693	2,584	G B
887	Russia	Kazan	1,152,000	173	447	6,674	2,577	G B
888	Russia	Krasnodar	869,000	130	337	6,670	2,575	G B
889	Germany	Karlsruhe	500,000	75	194	6,667	2,574	C B
890	Poland	Katowice-Gliwice-Tychy	1,726,000	261	675	6,625	2,558	G B
891	Mexico	Tampico	560,000	85	220	6,588	2,544	C B
892	New Zealand	Auckland	1,333,000	202	524	6,585	2,542	G B
893	Malaysia	Penang	1,320,000	201	519	6,581	2,541	G B
894	Germany	Leipzig	625,000	95	246	6,579	2,540	C B
895	China	Suqian, JS	626,000	95	247	6,572	2,537	G B
896	Belgium	Brussels	1,990,000	306	792	6,509	2,513	G B
897	Netherlands	Utrecht	715,000	110	285	6,500	2,510	C B
897	Russia	Yaroslavl	585,000	90	233	6,500	2,510	C B
899	Germany	Hannover	710,000	110	285	6,455	2,492	C B
900	Germany	Hamburg	1,976,000	307	794	6,447	2,489	G B
901	Malaysia	Johor Bahru	1,981,000	308	799	6,422	2,480	G B
902	Canada	Vancouver, BC	2,395,000	353	876	6,421	2,479	A A
900	Japan	Nagano	705,000	110	285	6,409	2,475	C B
901	Japan	Nagoya	9,113,000	1,430	3,704	6,372	2,460	G B
905	United Arab Emirates	Al Ain	1,185,000	186	483	6,356	2,454	G B
906	China	Lianyungang, JS	824,000	130	337	6,326	2,442	G B
907	Libya	Tripoli	1,226,000	194	503	6,316	2,439	G B
908	China	Yingkou, LN	997,000	159	413	6,252	2,414	G B
909	France	Lille	1,270,000	204	443	6,228	2,405	G B
910	Hungary	Budapest	2,395,000	385	998	6,217	2,400	G B
911	Poland	Poznan	525,000	85	220	6,176	2,385	D B
912	Finland	Helsinki	1,282,000	199	641	6,171	2,383	A A
913	China	Binzhou, SD	507,000	82	214	6,147	2,373	G B
914	Germany	Bremen	645,000	105	272	6,143	2,372	C B
914	Uzbekistan	Samarkand	1,201,000	196	506	6,143	2,372	G B
916	China	Fuqing (Fuzhou), FJ	823,000	135	349	6,099	2,355	G B
917	Bolivia	Santa Cruz de la Sierra	1,978,000	325	843	6,079	2,347	G B
918	Russia	Stavropol	540,000	89	231	6,067	2,342	C B
919	Lithuania	Vilnius	515,000	85	220	6,059	2,339	D B
920	Zimbabwe	Bulawayo	545,000	90	233	6,056	2,338	C B
921	Latvia	Riga	605,000	100	259	6,050	2,336	D B
922	United States	Los Angeles, CA	15,402,000	2,452	6,351	5,981	2,309	A A
923	Germany	Essen-Dusseldorf	6,125,000	1,036	2,684	5,910	2,282	G B
920	Japan	Fuji	755,000	130	337	5,808	2,242	C B
925	China	Linyi, SD	2,141,000	370	959	5,779	2,231	G B
926	China	Zhucheng (Weifang), SD	505,000	88	228	5,735	2,214	G B
927	France	Nantes	562,000	98	1,173	5,720	2,208	G B
928	Russia	Cheboksary	630,000	111	287	5,676	2,192	C B
929	Denmark	Copenhagen	1,321,000	220	570	5,666	2,188	A A
930	Russia	Kaliningrad	520,000	92	238	5,652	2,182	C B
931	South Africa	Vereeniging	730,000	130	337	5,615	2,168	C B
932	Russia	Yekaterinburg	1,363,000	244	632	5,589	2,158	G B
933	Russia	Krasnoyarsk	1,022,000	186	481	5,505	2,125	G B
934	Brazil	Cuiaba	770,000	140	363	5,500	2,124	C B

935	Australia	Sydney, NSW	4,578,000	786	2,179	5,499	2,123	AJA
936	Russia	Novosibirsk	1,646,000	302	782	5,453	2,105	GJB
937	China	Korla, XJ	613,000	113	292	5,440	2,100	GJB
938	Russia	Omsk	1,128,000	209	542	5,393	2,082	GJB
939	Canada	Winnipeg, MB	745,000	133	344	5,361	2,070	AJA
940	Canada	Calgary, AB	1,326,000	231	586	5,349	2,065	AJA
941	United States	San Francisco-San Jose, CA	6,425,000	1,109	2,872	5,313	2,051	AJA
942	Saudi Arabia	Ad-Dammam	2,546,000	485	1,257	5,245	2,025	GJB
939	Japan	Mito	655,000	125	324	5,240	2,023	CJB
944	Germany	Aachen	545,000	105	272	5,190	2,004	CJB
945	Russia	Kursk	560,000	109	282	5,138	1,984	CJB
946	Belgium	Liege	565,000	110	285	5,136	1,983	CJB
947	Russia	Vladivostok	710,000	139	360	5,108	1,972	CJB
948	China	Heyuan, GD	510,000	100	259	5,100	1,969	CJB
949	China	Gaomi (Weifang), SD	531,000	106	273	5,031	1,942	GJB
950	France	Marseille	1,330,000	266	689	5,003	1,932	GJB
951	Thailand	Nakhon Ratchasima	500,000	103	267	4,854	1,874	CJB
952	Russia	Volgograd	1,317,000	271	703	4,852	1,873	GJB
953	France	Toulouse	944,000	196	507	4,825	1,863	GJB
954	Trinidad & Tobago	Port of Spain	525,000	110	285	4,773	1,843	FJB
955	Canada	Edmonton, AB	1,150,000	224	573	4,736	1,829	AJA
956	United States	Honolulu, HI	875,000	170	440	4,718	1,822	AJA
957	Germany	Saarbrücken	565,000	120	311	4,708	1,818	CJB
958	France	Bordeaux	823,000	177	812	4,660	1,799	GJB
959	Russia	Nizhny Novgorod	1,541,000	331	857	4,657	1,798	GJB
960	Thailand	Rayong	595,000	130	337	4,577	1,767	CJB
961	Canada	Kitchener, ON	500,000	104	269	4,525	1,747	AJA
962	United States	Las Vegas, NV	2,482,000	417	1,080	4,522	1,746	AJA
963	Kazakhstan	Karagandy	510,000	113	293	4,513	1,742	DJB
964	Canada	Ottawa, ON-QC	1,036,000	224	521	4,424	1,708	AJA
965	United States	New York, NY-NJ-CT	20,870,000	4,669	12,093	4,404	1,700	AJA
966	Portugal	Porto	1,323,000	307	796	4,307	1,663	GJB
967	United States	Miami, FL	6,144,000	1,279	3,313	4,301	1,661	AJA
968	Australia	Melbourne, VIC	4,539,000	982	2,705	4,273	1,650	AJA
969	Canada	Québec, QC	725,000	165	428	4,266	1,647	AJA
970	Russia	Lipetsk	625,000	152	394	4,112	1,588	CJB
971	United States	San Diego, CA	3,200,000	740	1,916	3,997	1,543	AJA
972	Belgium	Antwerp	1,013,000	257	665	3,944	1,523	GJB
973	United States	Fresno, CA	745,000	171	443	3,830	1,479	AJA
974	United States	Bakersfield, CA	650,000	138	357	3,797	1,466	AJA
975	China	Dongying, SD	932,000	248	643	3,754	1,449	GJB
976	United States	Sacramento, CA	1,912,000	476	1,233	3,622	1,398	AJA
977	Thailand	Pattaya-Chon Buri	1,390,000	385	997	3,610	1,394	CJB
978	Russia	Lipetsk	500,000	139	360	3,597	1,389	CJB
979	Australia	Adelaide, SA	1,205,000	326	837	3,580	1,382	AJA
980	Bahrain	Al-Manamah	535,000	150	389	3,567	1,377	CJB
981	United States	Denver, CO	2,813,000	681	1,765	3,485	1,346	AJA
982	Saudi Arabia	Khamis Mushayt	775,000	225	583	3,444	1,330	CJB
983	United States	Portland, OR-WA	2,091,000	538	1,393	3,440	1,328	AJA
984	United States	New Orleans, LA	963,000	268	695	3,353	1,295	AJA
985	Ukraine	Donetsk	870,000	260	673	3,346	1,292	CJB
986	United States	Chicago, IL-IN-WI	9,014,000	2,705	7,006	3,336	1,288	AJA
987	United States	Washington-Baltimore, DC-VA-MD	7,518,000	2,124	5,281	3,250	1,255	AJA
988	United States	El Paso, TX-NM	844,000	252	652	3,189	1,231	AJA
989	Australia	Perth, WA	1,978,000	604	1,722	3,100	1,197	AJA
990	United Arab Emirates	Abu Dhabi	1,270,000	411	1,064	3,093	1,194	GJB
991	United States	Salt Lake City, UT	2,412,000	665	1,723	3,081	1,190	AJA
992	United States	Phoenix, AZ	4,602,000	1,250	3,236	3,078	1,188	AJA
993	Ukraine	Dnipropetrovsk	925,000	310	803	2,984	1,152	CJB

994	United States	Colorado Springs, CO	645,000	188	487	2,973	1,148	AJA
995	Uzbekistan	Namangan	560,000	190	492	2,947	1,138	DJB
996	United States	San Antonio, TX	2,122,000	601	1,557	2,925	1,129	AJA
997	United States	Albuquerque, NM	874,000	254	658	2,917	1,126	AJA
998	United States	Houston, TX	6,406,000	1,904	4,930	2,779	1,073	AJA
999	United States	Dallas-Fort Worth, TX	6,830,000	2,038	5,279	2,776	1,072	AJA
1000	United States	Virginia Beach-Norfolk, VA	1,488,000	529	1,371	2,720	1,050	AJA
1001	United States	Murrieta, CA	724,000	163	421	2,719	1,050	AJA
1002	United States	Seattle, WA	4,017,000	1,260	3,264	2,707	1,045	AJA
1003	France	Douai-Lens	510,000	187	484	2,706	1,045	AJA
1004	Australia	Brisbane, QLD	2,180,000	761	2,005	2,699	1,042	AJA
1005	United States	Omaha, NE-IA	810,000	271	702	2,675	1,033	AJA
1006	United States	Philadelphia, PA-NJ-DE-MD	5,684,000	2,096	5,430	2,647	1,022	AJA
1007	United States	Columbus, OH	1,487,000	518	1,341	2,641	1,020	AJA
1008	United States	Austin, TX	1,862,000	528	1,367	2,580	996	AJA
1009	France	Grenoble	530,000	198	513	2,551	985	AJA
1010	United States	Detroit, MI	4,189,000	1,648	4,269	2,524	975	AJA
1011	United States	Buffalo, NY	910,000	380	984	2,463	951	AJA
1012	United States	Milwaukee, WI	1,393,000	565	1,463	2,436	941	AJA
1013	United States	Tampa-St. Petersburg, FL	2,782,000	1,004	2,601	2,432	939	AJA
1014	Australia	Gold Coast, QLD-NSW	645,000	250	648	2,398	926	AJA
1015	United States	Minneapolis-St. Paul, MN-WI	2,917,000	1,111	2,878	2,385	921	AJA
1016	United States	Tucson, AZ	952,000	354	917	2,380	919	AJA
1017	US: Puerto Rico	San Juan	2,061,000	876	2,268	2,353	908	GJA
1018	United States	St. Louis, MO-IL	2,247,000	990	2,565	2,258	872	AJA
1019	United States	Orlando, FL	2,325,000	831	2,154	2,245	867	AJA
1020	United States	Des Moines, IA	525,000	201	521	2,239	864	AJA
1021	United States	Rochester, NY	745,000	324	839	2,225	859	AJA
1022	United States	Kansas City, MO-KS	1,722,000	728	1,885	2,204	851	AJA
1023	United States	Wichita, KS	515,000	215	557	2,200	849	AJA
1024	United States	Memphis, TN-MS-AR	1,078,000	501	1,298	2,152	831	GJA
1025	United States	Toledo, OH-MI	515,000	240	622	2,117	817	AJA
1026	United States	Indianapolis, IN	1,623,000	718	1,860	2,071	800	AJA
1027	United States	Dayton, OH	745,000	351	909	2,063	797	AJA
1028	United States	Oklahoma City, OK	978,000	418	1,084	2,060	795	AJA
1029	United States	Cincinnati, OH-KY-IN	1,693,000	797	2,065	2,038	787	AJA
1030	United States	Cleveland, OH	2,774,000	1,379	3,573	2,037	786	AJA
1031	United States	McAllen, TX	823,000	359	930	2,031	784	AJA
1032	United States	Grand Rapids, MI	595,000	281	728	2,028	783	AJA
1033	United States	Albany, NY	625,000	296	767	2,010	776	AJA
1034	United States	Louisville, KY-IN	1,028,000	489	1,266	1,991	769	AJA
1035	United States	Sarasota, FL	715,000	327	847	1,966	759	AJA
1036	United States	Palm Bay, FL	505,000	232	601	1,953	754	AJA
1037	United States	Tulsa, OK	740,000	336	870	1,949	753	AJA
1038	United States	Allentown, PA-NJ	745,000	346	896	1,922	742	AJA
1039	United States	Richmond, VA	1,074,000	501	1,298	1,904	735	AJA
1040	France	Toulon	580,000	295	764	1,902	734	AJA
1041	United States	Boston-Providence, MA-RI-NH-CT-ME	7,302,000	3,683	9,538	1,883	727	AJA
1042	United States	Pittsburgh, PA	1,693,000	922	2,387	1,882	727	AJA
1043	United States	Charleston, SC	670,000	293	759	1,870	722	AJA
1044	United States	Springfield, MA-CT	660,000	349	904	1,779	687	AJA
1045	United States	Hartford, CT	918,000	525	1,360	1,761	680	AJA
1046	United States	Jacksonville, FL	1,231,000	608	1,574	1,753	677	AJA
1047	United States	Raleigh, NC	1,493,000	706	1,829	1,744	673	AJA
1048	United States	Harrisburg, PA	520,000	260	673	1,708	659	AJA
1049	United States	Nashville, TN	1,157,000	579	1,501	1,674	646	AJA
1050	United States	Atlanta, GA	5,361,000	2,857	7,400	1,639	633	AJA
1051	United States	Baton Rouge, LA	700,000	367	951	1,619	625	AJA
1052	United States	Cape Coral, FL	674,000	347	899	1,527	590	AJA

1053	United States	Charlotte, NC-SC	2,075,000	1,193	3,091	1,457	563	A A
1054	United States	Columbia, SC	675,000	380	984	1,447	559	A A
1055	United States	Birmingham, AL	825,000	530	1,373	1,413	546	A A
1056	United States	Knoxville, TN	695,000	438	1,134	1,276	493	A A

Urban density calculation: Current Year (2020) except where Population Basis ="A" where urban density figure (only) is for latest population year.

Table 5
ALPHABETICAL LIST OF BUILT-UP URBAN AREAS: 2020

Urban Areas 500,000 & Over Population

Popula. Rank	Geography	Urban Area	Population Estimate	Built-Up Land Area		Urban Population Density		Basis:Pop: Area
				Square Miles	Square Kilometers	Per Square Mile	Per Square Kilometer	
902	Afghanistan	Herat	585,000	19	49	30,789	11,888	C B
93	Afghanistan	Kabul	4,834,000	105	273	45,850	17,703	G B
902	Afghanistan	Kandahar	585,000	25	65	23,400	9,035	C B
760	Albania	Tirana	670,000	43	111	15,581	6,016	C B
146	Algeria	Algiers	3,493,000	171	442	20,471	7,904	G B
893	Algeria	Constantine	590,000	46	119	12,826	4,952	C B
412	Algeria	Wahran	1,242,000	59	153	20,995	8,106	G B
914	Angola	Benguela	580,000	40	104	14,500	5,598	C B
852	Angola	Huambo	615,000	50	130	12,300	4,749	C B
44	Angola	Luanda	8,417,000	395	1,023	21,300	8,224	G B
500	Angola	Lubango	1,031,000	84	217	12,303	4,750	G B
17	Argentina	Buenos Aires	16,157,000	1,244	3,221	12,990	5,015	G B
325	Argentina	Cordoba	1,591,000	193	501	8,222	3,175	G B
824	Argentina	Mar del Plata	630,000	55	142	11,455	4,423	C B
449	Argentina	Mendoza	1,157,000	135	350	8,565	3,307	G B
405	Argentina	Rosario	1,269,000	124	320	10,268	3,964	G B
843	Argentina	Salta	620,000	42	109	14,762	5,700	C B
938	Argentina	Santa Fe	565,000	45	117	12,556	4,848	C B
666	Argentina	Tucuman	750,000	90	233	8,333	3,217	C B
370	Armenia	Yerevan	1,403,000	149	385	9,428	3,640	G B
426	Australia	Adelaide, SA	1,205,000	326	837	3,580	1,382	A A
235	Australia	Brisbane, QLD	2,180,000	761	2,005	2,699	1,042	A A
795	Australia	Gold Coast, QLD-NSW	645,000	250	648	2,398	926	A A
101	Australia	Melbourne, VIC	4,539,000	982	2,705	4,273	1,650	A A
264	Australia	Perth, WA	1,978,000	604	1,722	3,100	1,197	A A
99	Australia	Sydney, NSW	4,578,000	786	2,179	5,499	2,123	A A
291	Austria	Vienna	1,809,000	130	338	13,877	5,358	G B
175	Azerbaijan	Baku	2,934,000	438	1,135	6,693	2,584	G B
998	Bahrain	Al-Manamah	535,000	150	389	3,567	1,377	C B
123	Bangladesh	Chittagong	3,913,000	74	191	53,191	20,537	G B
19	Bangladesh	Dhaka	15,443,000	176	456	87,676	33,852	G B
510	Bangladesh	Khulna	1,000,000	23	60	43,478	16,787	D B
902	Bangladesh	Rajshahi	585,000	12	31	48,750	18,822	C B
300	Bangladesh	Savar	1,750,000	72	188	24,144	9,322	G B
586	Bangladesh	Sylhet	859,000	19	50	44,857	17,319	G B
919	Belarus	Gomel	575,000	77	199	7,468	2,883	C B
246	Belarus	Minsk	2,107,000	167	432	12,635	4,878	G B
507	Belgium	Antwerp	1,013,000	257	665	3,944	1,523	G B
262	Belgium	Brussels	1,990,000	306	792	6,509	2,513	G B
938	Belgium	Liege	565,000	110	285	5,136	1,983	C B
314	Benin	Cotonou	1,663,000	83	215	20,073	7,750	G B
1007	Benin	Porto Novo	530,000	39	101	13,590	5,247	W B
415	Bolivia	Cochabamba	1,228,000	101	263	12,110	4,676	G B
289	Bolivia	La Paz	1,813,000	107	276	16,996	6,562	G B
264	Bolivia	Santa Cruz de la Sierra	1,978,000	325	843	6,079	2,347	G B
606	Brazil	Aracaju	820,000	47	122	17,344	6,697	G B
238	Brazil	Belem	2,156,000	101	261	21,369	8,251	G B
87	Brazil	Belo Horizonte	5,159,000	497	1,288	10,374	4,005	G B
672	Brazil	Blumenau	745,000	40	104	18,625	7,191	C B
154	Brazil	Brasilia	3,313,000	392	1,016	8,445	3,261	G B
186	Brazil	Campinas	2,783,000	363	940	7,671	2,962	G B
575	Brazil	Campo Grande	875,000	110	285	7,955	3,071	C B
646	Brazil	Cuiaba	770,000	140	363	5,500	2,124	C B
167	Brazil	Curitiba	3,124,000	324	838	9,650	3,726	G B

879	Brazil	Feira de Santana	600,000	45	117	13,333	5,148	CJB
731	Brazil	Florianopolis	695,000	72	186	9,677	3,736	GJB
143	Brazil	Fortaleza	3,525,000	219	568	16,077	6,207	GJB
204	Brazil	Goiania	2,496,000	321	831	7,776	3,002	GJB
473	Brazil	Joao Pessoa	1,119,000	78	202	14,315	5,527	GJB
929	Brazil	Joinville	570,000	70	181	8,143	3,144	CJB
965	Brazil	Juiz de Fora	550,000	35	91	15,714	6,067	DJB
615	Brazil	Jundiai	810,000	120	311	6,750	2,606	CJB
690	Brazil	Londrina	730,000	70	181	10,429	4,027	CJB
491	Brazil	Maceio	1,061,000	58	151	18,210	7,031	GJB
229	Brazil	Manaus	2,235,000	130	336	17,233	6,654	GJB
1013	Brazil	Maringa	525,000	60	155	8,750	3,378	CJB
410	Brazil	Natal	1,260,000	94	245	13,338	5,150	GJB
144	Brazil	Porto Alegre	3,519,000	347	898	10,146	3,917	GJB
1033	Brazil	Porto Velho	510,000	33	85	15,455	5,967	DJB
131	Brazil	Recife	3,712,000	206	533	18,052	6,970	GJB
731	Brazil	Ribeirao Preto	695,000	70	181	9,929	3,834	CJB
29	Brazil	Rio de Janeiro	12,272,000	738	1,912	16,624	6,419	GJB
156	Brazil	Salvador	3,282,000	168	435	19,526	7,539	GJB
354	Brazil	Santos	1,469,000	121	314	12,132	4,684	GJB
666	Brazil	Sao Jose dos Campos	750,000	90	233	8,333	3,217	CJB
347	Brazil	Sao Luis	1,499,000	175	454	8,549	3,301	GJB
7	Brazil	Sao Paulo	22,046,000	1,203	3,116	18,325	7,075	GJB
646	Brazil	Sorocaba	770,000	110	285	7,000	2,703	DJB
516	Brazil	Teresina	993,000	88	227	11,312	4,368	GJB
780	Brazil	Uberlandia	655,000	75	194	8,733	3,372	CJB
324	Brazil	Vitoria	1,608,000	130	336	12,377	4,779	GJB
546	Bulgaria	Sofia	934,000	80	208	11,634	4,492	GJB
538	Burkina Faso	Bobo-Dioulasso	950,000	39	101	24,436	9,435	GJB
148	Burkina Faso	Ouagadougou	3,460,000	182	472	19,004	7,337	GJB
480	Burundi	Bujumbura	1,088,000	30	78	36,263	14,001	GJB
236	Cambodia	Phnom Penh	2,177,000	119	307	18,346	7,083	GJB
1033	Cameroon	Bamenda	510,000	40	104	12,750	4,923	DJB
152	Cameroon	Douala	3,330,000	78	203	42,455	16,392	GJB
113	Cameroon	Yaounde	4,159,000	88	229	47,094	18,183	GJB
391	Canada	Calgary, AB	1,326,000	231	586	5,349	2,065	AJA
455	Canada	Edmonton, AB	1,150,000	224	573	4,736	1,829	AJA
1050	Canada	Kitchener, ON	500,000	104	269	4,525	1,747	AJA
139	Canada	Montréal, QC	3,625,000	500	1,294	7,045	2,720	AJA
499	Canada	Ottawa, ON-QC	1,036,000	224	521	4,424	1,708	AJA
698	Canada	Québec, QC	725,000	165	428	4,266	1,647	AJA
59	Canada	Toronto, ON	6,871,000	901	2,300	7,139	2,756	AJA
215	Canada	Vancouver, BC	2,395,000	353	876	6,421	2,479	AJA
672	Canada	Winnipeg, MB	745,000	133	344	5,361	2,070	AJA
453	Central African Rep.	Bangui	1,151,000	56	144	20,724	8,002	GJB
327	Chad	N'Djamena	1,585,000	85	220	18,636	7,195	GJB
588	Chile	Concepcion	850,000	70	181	12,143	4,688	CJB
57	Chile	Santiago	7,007,000	443	1,148	15,807	6,103	GJB
551	Chile	Valparaiso-Vina del Mar	920,000	60	155	15,333	5,920	CJB
726	China	Akesu, XJ	700,000	60	155	11,667	4,505	CJB
814	China	Anqing, AH	635,000	40	104	15,875	6,129	CJB
305	China	Anshan, LN	1,713,000	143	372	11,941	4,610	GJB
879	China	Anshun, GZ	600,000	26	67	23,077	8,910	CJB
423	China	Anyang, HEN	1,212,000	95	247	12,715	4,909	GJB
385	China	Baoding, HEB	1,347,000	151	391	8,914	3,442	GJB
591	China	Baoji, SAA	845,000	64	166	13,203	5,098	LJB
225	China	Baotou, NM	2,248,000	210	543	10,728	4,142	GJB
950	China	Bayan Nur, NM	560,000	52	135	10,769	4,158	CJB
12	China	Beijing, BJ-HEB	19,433,000	1,611	4,172	12,065	4,658	LJB
525	China	Bengbu, AH	967,000	134	346	7,242	2,796	GJB
748	China	Benxi, LN	679,000	33	85	20,799	8,031	GJB
1044	China	Binzhou, SD	507,000	82	214	6,147	2,373	GJB
852	China	Cangnan (Wenzhou), ZJ	615,000	31	79	20,084	7,754	GJB
843	China	Cangzhou, HEB	620,000	92	238	6,739	2,602	CJB

121	China	Changchun, JL	3,968,000	316	820	12,538	4,841	GJB
703	China	Changde, HUN	720,000	50	130	14,400	5,560	CJB
108	China	Changsha, HUN	4,242,000	289	748	14,685	5,670	GJB
456	China	Changshu (Suzhou), JS	1,149,000	132	343	8,679	3,351	GJB
690	China	Changzhi, SAX	730,000	71	185	10,228	3,949	GJB
135	China	Changzhou, JS	3,647,000	452	1,172	8,062	3,113	GJB
191	China	Chaoyang (Shantou,) GD	2,735,000	138	357	19,858	7,667	GJB
919	China	Chaoyang, LN	575,000	70	181	8,214	3,171	CJB
363	China	Chaozhou, GD	1,424,000	112	289	12,762	4,927	GJB
31	China	Chengdu, SC	11,309,000	706	1,828	16,027	6,188	GJB
666	China	Chifeng, NM	750,000	65	167	11,598	4,478	GJB
48	China	Chongqing, CQ	7,739,000	593	1,537	13,043	5,036	GJB
773	China	Chuzhou, AH	663,000	99	256	6,707	2,590	GJB
333	China	Cixi (Ningbo), ZJ	1,562,000	198	513	7,885	3,044	GJB
127	China	Dalian, LN	3,776,000	381	988	9,900	3,822	GJB
582	China	Dandong, LN	865,000	60	155	14,417	5,566	CJB
515	China	Daqing, HL	994,000	145	376	6,846	2,643	GJB
322	China	Datong, SAX	1,611,000	142	368	11,346	4,381	GJB
790	China	Deyang, SC	650,000	48	124	13,542	5,229	CJB
739	China	Dezhou, SD-HEB	685,000	68	176	10,074	3,890	CJB
46	China	Dongguan, GD	7,981,000	678	1,755	11,775	4,546	GJB
950	China	Dongming (Heze), SD	560,000	50	130	11,200	4,324	CJB
927	China	Dongsheng (Ordos), NM	574,000	40	104	14,358	5,544	GJB
547	China	Dongying, SD	932,000	248	643	3,754	1,449	GJB
657	China	Ezhou, HUB	760,000	74	192	10,270	3,965	CJB
975	China	Feicheng (Taian), SD	545,000	30	78	18,167	7,014	CJB
603	China	Fuqing (Fuzhou), FJ	823,000	135	349	6,099	2,355	GJB
950	China	Fuxin, LN	560,000	80	207	7,012	2,707	GJB
1050	China	Fuyang (Hangzhou), ZJ	500,000	45	116	11,167	4,312	GJB
739	China	Fuyang, AH	685,000	36	93	19,028	7,347	CJB
116	China	Fuzhou, FJ	4,039,000	288	746	14,031	5,417	GJB
387	China	Ganzhou, JX	1,340,000	129	333	10,425	4,025	GJB
1006	China	Gaomi (Weifang), SD	531,000	106	273	5,031	1,942	GJB
709	China	Gongyi (Zhengzhou), HEN	715,000	50	130	14,300	5,521	CJB
10	China	Guangzhou-Foshan, GD	20,902,000	1,676	4,342	12,469	4,814	LJB
690	China	Guigang, GX	730,000	36	93	20,278	7,829	CJB
538	China	Guilin, GX	950,000	71	184	13,337	5,149	GJB
165	China	Guiyang, GZ	3,156,000	243	629	12,989	5,015	GJB
703	China	Haicheng (Anshan), LN	720,000	40	104	18,000	6,950	CJB
269	China	Haikou, HA	1,937,000	179	463	10,833	4,183	GJB
919	China	Hami, XJ	575,000	46	119	12,500	4,826	CJB
259	China	Handan, HEB	2,000,000	208	540	9,600	3,707	GJB
66	China	Hangzhou, ZJ	6,446,000	558	1,446	11,546	4,458	GJB
104	China	Harbin, HL	4,458,000	259	670	17,244	6,658	GJB
884	China	Hebi, HEN	595,000	60	155	9,917	3,829	CJB
96	China	Hefei, AH	4,628,000	328	848	14,128	5,455	GJB
709	China	Hegang, HL	715,000	45	117	15,889	6,135	CJB
893	China	Hengshui, HEB	590,000	65	168	9,077	3,505	CJB
422	China	Hengyang, HUN	1,213,000	112	290	10,835	4,183	GJB
1033	China	Heyuan, GD	510,000	100	259	5,100	1,969	CJB
608	China	Heze, SD	815,000	81	210	10,062	3,885	CJB
249	China	Hohhot, NM	2,087,000	184	476	11,350	4,382	GJB
333	China	Huaian, JS	1,562,000	136	353	11,456	4,423	GJB
489	China	Huaibei, AH	1,065,000	91	236	11,684	4,511	GJB
814	China	Huaihua, HUN	635,000	42	109	15,102	5,831	GJB
444	China	Huainan, AH	1,171,000	124	320	9,471	3,657	GJB
497	China	Huangshi, HUB	1,037,000	102	265	10,125	3,909	GJB
336	China	Huizhou, GD	1,549,000	123	318	12,605	4,867	GJB
768	China	Huludao, LN	665,000	60	155	11,083	4,279	CJB
788	China	Huzhou, ZJ	651,000	74	191	8,851	3,417	GJB
833	China	Jiamusi, HL	627,000	56	145	11,179	4,316	GJB
326	China	Jiangmen, GD	1,587,000	157	406	10,130	3,911	GJB
522	China	Jiaozuo, HEN	974,000	106	274	9,197	3,551	GJB
594	China	Jiaxing, ZJ	842,000	70	183	11,947	4,613	GJB

365	China	Jieyang, GD	1,417,000	87	226	16,266	6,280	GJB
314	China	Jilin, JL	1,663,000	96	250	17,252	6,661	GJB
117	China	Jinan, SD	4,026,000	308	797	13,076	5,049	GJB
1045	China	Jingmen, HUB	505,000	54	140	9,352	3,611	CJB
608	China	Jingzhou, HUB	815,000	60	155	13,583	5,244	CJB
597	China	Jinhua, ZJ	830,000	72	186	11,532	4,453	GJB
588	China	Jining, SD	850,000	73	188	11,697	4,516	GJB
690	China	Jinzhou, LN	730,000	55	142	13,273	5,125	CJB
660	China	Jiujiang, JX	755,000	83	215	9,096	3,512	CJB
874	China	Jixi, HL	605,000	53	137	11,415	4,407	CJB
862	China	Jiyuan, HEN	610,000	70	181	8,714	3,364	CJB
627	China	Kaifeng, HEN	799,000	85	220	9,423	3,638	GJB
551	China	Kashi, XJ	920,000	52	134	17,736	6,848	GJB
861	China	Korla, XJ	613,000	113	292	5,440	2,100	GJB
128	China	Kunming, YN	3,755,000	281	727	13,376	5,164	GJB
310	China	Kunshan (Suzhou), JS	1,690,000	230	596	7,348	2,837	LJB
862	China	Laibin, GX	610,000	43	111	14,186	5,477	CJB
622	China	Laiwu, SD	801,000	118	306	6,781	2,618	GJB
768	China	Laixi (Qingdao), SD	665,000	55	142	12,091	4,668	CJB
862	China	Laiyang (Yantai), SD	610,000	47	122	12,979	5,011	CJB
779	China	Langfang, HEB-TJ-BJ	656,000	77	199	8,556	3,303	GJB
218	China	Lanzhou, GS	2,382,000	135	349	17,657	6,817	GJB
601	China	Lianyungang, JS	824,000	130	337	6,326	2,442	GJB
737	China	Liaocheng, SD	690,000	50	130	13,800	5,328	CJB
598	China	Liaoyang, LN	825,000	50	130	16,500	6,371	CJB
929	China	Liaoyuan, JL	570,000	23	60	24,783	9,569	CJB
878	China	Linfen, SAX	601,000	41	106	14,701	5,676	GJB
965	China	Linhai (Taizhou), ZJ	550,000	33	85	16,667	6,435	CJB
902	China	Linqi (Weifang), SD	585,000	76	197	7,697	2,972	CJB
241	China	Linyi, SD	2,141,000	370	959	5,779	2,231	GJB
902	China	Liuan, AN	585,000	65	168	9,000	3,475	CJB
948	China	Liupanshui, GZ	564,000	38	97	15,022	5,800	GJB
371	China	Liuzhou, GX	1,395,000	81	210	17,192	6,638	GJB
852	China	Liyang (Changzhou), JS	615,000	31	80	19,839	7,660	CJB
965	China	Longyan, FJ	550,000	46	119	11,957	4,617	CJB
902	China	Lufeng (Shanwei), GD	585,000	15	39	39,000	15,058	CJB
607	China	Luohe, HEN	818,000	64	166	12,752	4,924	GJB
228	China	Luoyang, HEN	2,240,000	215	556	10,433	4,028	GJB
585	China	Luzhou, SC	860,000	45	117	19,111	7,379	CJB
565	China	Maanshan, AH	894,000	79	205	11,283	4,356	GJB
744	China	Maoming, GD	680,000	33	85	20,606	7,956	CJB
497	China	Mianyang, SC	1,037,000	108	281	9,565	3,693	GJB
618	China	Mudanjiang, HL	806,000	54	140	14,943	5,769	GJB
145	China	Nanchang, JX	3,495,000	267	692	13,090	5,054	GJB
556	China	Nanchong, SC	913,000	53	138	17,160	6,625	GJB
50	China	Nanjing, JS	7,496,000	623	1,613	12,040	4,649	GJB
168	China	Nanning, GX	3,087,000	190	492	16,259	6,278	GJB
369	China	Nantong, JS	1,405,000	153	397	9,171	3,541	GJB
559	China	Nanyang, HEN	909,000	88	228	10,341	3,993	GJB
959	China	Neijiang, SC	555,000	21	54	26,429	10,204	CJB
134	China	Ningbo, ZJ	3,649,000	364	944	10,014	3,866	GJB
548	China	Panjin, LN	928,000	118	305	7,878	3,042	GJB
1032	China	Panzhuhua, SC	511,000	47	121	10,930	4,220	GJB
568	China	Pingdingshan, HEN	886,000	70	182	12,576	4,856	GJB
803	China	Pingxiang, JX	640,000	25	65	25,600	9,884	CJB
277	China	Puning (Jieyang), GD	1,897,000	142	368	13,335	5,149	GJB
234	China	Putian, FJ	2,191,000	308	797	7,124	2,751	GJB
928	China	Puyang, HEN	573,000	46	118	12,573	4,854	GJB
975	China	Qianjiang, HUB	545,000	24	62	22,708	8,768	CJB
77	China	Qingdao, SD	5,911,000	639	1,656	9,245	3,569	GJB
768	China	Qingyuan, GD	665,000	65	168	10,231	3,950	CJB
750	China	Qingzhou (Weifang), SD	675,000	59	153	11,441	4,417	CJB
417	China	Qinhuangdao, HEB	1,222,000	171	443	7,146	2,759	GJB
523	China	Qiqihaer, HL	973,000	80	206	12,218	4,717	GJB

703	China	Qitaihe, HL	720,000	46	119	15,652	6,043	CJB
69	China	Quanzhou, FJ	6,345,000	807	2,090	7,863	3,036	GJB
998	China	Qufu (Jining), SD	535,000	47	122	11,383	4,395	CJB
998	China	Qujing, YN	535,000	57	147	9,434	3,642	GJB
824	China	Renqiu (Cangzhou), HEB	630,000	26	67	24,231	9,356	CJB
758	China	Rizhao, SD	673,000	89	230	7,572	2,924	GJB
381	China	Ruian (Wenzhou), ZJ	1,372,000	58	149	23,857	9,211	GJB
958	China	Sanmenxia, HEN-SAX	558,000	61	159	9,103	3,515	GJB
938	China	Sanya, HA	565,000	59	153	9,576	3,697	CJB
6	China	Shanghai, SHG-JS-ZJ	22,120,000	1,571	4,068	14,083	5,437	LJB
892	China	Shangqiu, HEN	594,000	73	188	8,168	3,154	GJB
212	China	Shantou, GD	2,408,000	142	368	16,969	6,552	GJB
884	China	Shaoguan, GD	595,000	72	186	8,264	3,191	CJB
285	China	Shaoxing, ZJ	1,837,000	211	546	8,714	3,364	GJB
672	China	Shaoyang, HUN	745,000	50	130	14,900	5,753	CJB
55	China	Shenyang-Fushun, LN	7,105,000	585	1,515	12,148	4,690	GJB
790	China	Shenzgezhen, JS-ZJ	650,000	70	181	9,286	3,585	CJB
18	China	Shenzhen, GD	15,929,000	696	1,803	22,884	8,836	GJB
133	China	Shijiazhuang, HEB	3,706,000	252	653	14,703	5,677	GJB
621	China	Shiyan, HUB	804,000	75	195	10,684	4,125	GJB
657	China	Shizuishan, NX	760,000	90	233	8,444	3,260	CJB
914	China	Shougang (Weifang), SD	580,000	40	104	14,500	5,598	CJB
998	China	Shuangyashan, HL	535,000	54	140	9,907	3,825	CJB
803	China	Siping, JL	640,000	41	106	15,610	6,027	CJB
884	China	Songyuan, JL	595,000	64	166	9,297	3,590	CJB
843	China	Suining, SC	620,000	63	163	9,841	3,800	CJB
750	China	Suizhou, HUB	675,000	39	101	17,308	6,683	CJB
834	China	Suqian, JS	626,000	95	247	6,572	2,537	GJB
772	China	Suzhou, AN	664,000	63	163	10,566	4,080	GJB
89	China	Suzhou, JS	4,979,000	535	1,387	9,298	3,590	GJB
569	China	Taian, SD	883,000	104	270	8,470	3,270	GJB
790	China	Taixing (Taizhou), JS	650,000	34	88	19,118	7,381	CJB
115	China	Taiyuan, SAX	4,054,000	225	582	18,048	6,968	GJB
787	China	Taizhou, JS	653,000	88	227	7,454	2,878	GJB
362	China	Taizhou, ZJ	1,429,000	100	260	14,229	5,494	GJB
318	China	Tangshan, HEB	1,624,000	142	369	11,407	4,404	GJB
502	China	Tengzhou (Zaozhuang), SD	1,030,000	44	114	23,409	9,038	CJB
35	China	Tianjin, TJ	10,800,000	1,086	2,813	9,943	3,839	GJB
737	China	Tianmen, HUB	690,000	19	49	36,316	14,022	CJB
987	China	Tieling, LN	540,000	70	181	7,714	2,978	CJB
1022	China	Tonghua, JL	520,000	27	70	19,259	7,436	CJB
788	China	Tongliao, NM	651,000	75	193	8,716	3,365	GJB
959	China	Tongling, AH	555,000	63	163	8,810	3,402	CJB
163	China	Urumqi, XJ	3,182,000	236	613	13,455	5,195	GJB
929	China	Wafangdian (Dalian) , LN	570,000	55	142	10,364	4,002	CJB
803	China	Wanzhou, CQ	640,000	31	80	20,625	7,963	GJB
366	China	Weifang, SD	1,413,000	154	398	9,195	3,550	GJB
642	China	Weihai, SD	779,000	66	170	11,874	4,585	GJB
638	China	Weinan, SAA	780,000	38	98	20,526	7,925	CJB
872	China	Wenling (Taizhou), ZJ	609,000	45	115	13,675	5,280	GJB
142	China	Wenzhou, ZJ	3,573,000	186	483	19,172	7,402	GJB
814	China	Wuhai, NM	635,000	80	207	7,938	3,065	CJB
42	China	Wuhan, HUB	8,962,000	636	1,646	14,100	5,444	GJB
447	China	Wuhu, AH	1,161,000	62	160	18,775	7,249	GJB
136	China	Wuxi, JS	3,642,000	329	852	11,067	4,273	GJB
94	China	Xiamen, FJ	4,773,000	276	715	17,297	6,678	GJB
63	China	Xi'an, SAA	6,680,000	422	1,094	15,812	6,105	GJB
513	China	Xiangtan, HUN	996,000	87	226	11,427	4,412	GJB
632	China	Xiangyang, HUB	790,000	52	134	15,227	5,879	GJB
852	China	Xiantao, HUB	615,000	35	91	17,571	6,784	CJB
633	China	Xingtai, HEB	789,000	45	117	17,513	6,762	GJB
342	China	Xining, QH	1,508,000	117	303	12,907	4,983	GJB
814	China	Xinyang, HEN	635,000	29	75	21,897	8,454	CJB
919	China	Xinyu, JX	575,000	51	132	11,249	4,343	GJB

731	China	Xuchang, HEN	695,000	26	67	26,731	10,321	CJB
313	China	Xuzhou, JS	1,676,000	153	396	10,968	4,235	GJB
665	China	Yancheng, JS	751,000	81	209	9,315	3,597	GJB
651	China	Yangjiang, GD	765,000	70	181	10,929	4,220	CJB
851	China	Yangquan, SAX	617,000	59	153	10,429	4,027	GJB
436	China	Yangzhou, JS	1,186,000	135	350	8,785	3,392	GJB
824	China	Yanshi (Louyang), HEN	630,000	26	67	24,231	9,356	CJB
303	China	Yantai, SD	1,719,000	225	584	7,630	2,946	GJB
843	China	Yibin, SC	620,000	31	80	20,000	7,722	CJB
553	China	Yichang, HUB	919,000	53	137	17,347	6,698	GJB
1005	China	Yichun, JX	534,000	47	121	11,399	4,401	GJB
292	China	Yinchuan, NX	1,791,000	193	500	9,268	3,578	GJB
512	China	Yingkou, LN	997,000	159	413	6,252	2,414	GJB
329	China	Yiwu (Jinhua), ZJ	1,573,000	136	353	11,546	4,458	GJB
660	China	Yixing (Wuxi), JS	755,000	45	117	16,778	6,478	CJB
814	China	Yiyang, HUN	635,000	20	52	31,750	12,259	CJB
731	China	Yongkang (Jinhua), ZJ	695,000	86	223	8,081	3,120	CJB
623	China	Yueyang, HUN	800,000	80	208	9,978	3,853	GJB
672	China	Yulin, GX	745,000	45	117	16,556	6,392	CJB
687	China	Yuyao (Ningbo), ZJ	735,000	47	122	15,638	6,038	LJB
210	China	Zhangjiaggang (Suzhou), JS	2,420,000	318	824	7,602	2,935	GJB
686	China	Zhangjiakou, HEB	738,000	67	174	10,983	4,241	GJB
1007	China	Zhangqiu (Jinan), SD	530,000	42	109	12,628	4,876	GJB
1022	China	Zhangye, GS	520,000	26	67	20,000	7,722	CJB
401	China	Zhangzhou, FJ	1,281,000	173	447	7,423	2,866	GJB
476	China	Zhanjiang, GD	1,112,000	77	201	14,355	5,542	GJB
795	China	Zhaoqing, GD	645,000	45	117	14,333	5,534	CJB
61	China	Zhengzhou, HEN	6,765,000	639	1,656	10,581	4,085	GJB
524	China	Zhenjiang, JS	968,000	128	331	7,570	2,923	GJB
182	China	Zhongshan, GD	2,828,000	305	791	9,257	3,574	GJB
780	China	Zhoukou, HEN	655,000	39	101	16,795	6,485	CJB
843	China	Zhoushan, ZJ	620,000	50	130	12,400	4,788	LJB
1027	China	Zhuanghe (Dalian), LN	515,000	50	130	10,300	3,977	CJB
1045	China	Zhucheng (Weifang), SD	505,000	88	228	5,735	2,214	GJB
335	China	Zhuhai, GD	1,552,000	134	347	11,587	4,474	GJB
1013	China	Zhuji (Shaoxing), ZJ	525,000	52	135	10,096	3,898	LJB
965	China	Zhumadian, HEN	550,000	53	137	10,377	4,007	CJB
466	China	Zhuzhou, HUN	1,127,000	86	223	13,074	5,048	GJB
206	China	Zibo, SD	2,466,000	320	829	7,704	2,975	GJB
1050	China	Zoucheng (Jining), SD	500,000	40	104	12,500	4,826	CJB
634	China	Zouping (Binzhou), SD	785,000	93	241	8,441	3,259	CJB
52	China: Hong Kong SAR	Hong Kong	7,347,000	112	291	65,409	25,254	CJB
731	China: Macau SAR	Macau	695,000	10	26	64,300	24,826	AJB
987	China: Taiwan	Hsinchu	540,000	45	117	12,000	4,633	CJB
222	China: Taiwan	Kaohsiung	2,301,000	145	375	15,888	6,134	GJB
215	China: Taiwan	Taichung	2,395,000	140	363	17,080	6,595	GJB
468	China: Taiwan	Tainan	1,124,000	100	259	11,258	4,347	GJB
43	China: Taiwan	Taipei	8,918,000	415	1,076	21,468	8,289	GJB
256	Colombia	Barranquilla	2,040,000	68	177	29,866	11,531	GJB
39	Colombia	Bogota	9,464,000	225	584	41,994	16,214	GJB
531	Colombia	Bucaramanga	958,000	27	70	35,391	13,664	GJB
203	Colombia	Cali	2,499,000	71	183	35,416	13,674	GJB
562	Colombia	Cartagena	903,000	36	94	24,898	9,613	GJB
619	Colombia	Cucuta	805,000	46	119	17,500	6,757	CJB
975	Colombia	Ibague	545,000	13	34	41,923	16,186	CJB
130	Colombia	Medellín	3,720,000	93	241	40,000	15,444	CJB
938	Colombia	Pereira	565,000	17	44	33,235	12,832	CJB
284	Congo	Brazzaville	1,850,000	92	238	20,136	7,775	GJB
464	Congo	Pointe Noire	1,131,000	77	200	14,682	5,669	DJB
564	Congo (Dem. Rep.)	Bukavu	898,000	17	43	53,566	20,682	GJB
573	Congo (Dem. Rep.)	Bunia	876,000	23	58	38,813	14,986	GJB
627	Congo (Dem. Rep.)	Butembo	799,000	31	81	25,559	9,868	CJB
469	Congo (Dem. Rep.)	Goma	1,122,000	37	95	30,659	11,837	GJB
433	Congo (Dem. Rep.)	Kananga	1,198,000	28	73	42,727	16,497	GJB

1033	Congo (Dem. Rep.)	Kikwit	510,000	20	52	25,500	9,846	DJB
27	Congo (Dem. Rep.)	Kinshasa	13,528,000	183	473	74,116	28,616	CJB
420	Congo (Dem. Rep.)	Kisangani	1,219,000	31	82	38,708	14,945	DJB
987	Congo (Dem. Rep.)	Kolwezi	540,000	34	88	15,882	6,132	DJB
902	Congo (Dem. Rep.)	Likasi	585,000	25	65	23,400	9,035	DJB
181	Congo (Dem. Rep.)	Lubumbashi	2,833,000	139	360	20,354	7,859	GJB
126	Congo (Dem. Rep.)	Mbuji-Mayi	3,794,000	53	137	71,921	27,769	GJB
561	Congo (Dem. Rep.)	Tshikapa	904,000	13	34	69,357	26,779	DJB
268	Costa Rica	San Jose	1,945,000	162	420	11,996	4,632	GJB
90	Cote d'Ivoire	Abidjan	4,965,000	145	376	34,185	13,199	GJB
739	Cote d'Ivoire	Bouake	685,000	38	98	18,026	6,960	WJB
726	Croatia	Zagreb	700,000	72	186	9,722	3,754	CJB
323	Cuba	Havana	1,610,000	123	319	13,056	5,041	GJB
448	Czech Republic	Prague	1,158,000	119	308	9,725	3,755	GJB
393	Denmark	Copenhagen	1,321,000	220	570	5,666	2,188	AJA
929	Djibouti	Djibouti	570,000	18	47	31,667	12,227	DJB
750	Dominican Republic	Santiago	675,000	40	104	16,875	6,515	CJB
114	Dominican Republic	Santo Domingo	4,097,000	166	429	24,736	9,551	GJB
177	Ecuador	Guayaquil	2,921,000	119	308	24,574	9,488	GJB
194	Ecuador	Quito	2,672,000	207	535	12,927	4,991	GJB
987	Egypt	Al Mahallah al Kubra	540,000	14	36	38,571	14,892	CJB
975	Egypt	Al Mansurah	545,000	16	41	34,063	13,152	DJB
107	Egypt	Alexandria	4,318,000	113	292	38,246	14,767	GJB
13	Egypt	Cairo	19,372,000	776	2,010	24,958	9,636	GJB
709	Egypt	Port Said	715,000	16	41	44,688	17,254	DJB
814	Egypt	Suez	635,000	33	85	19,242	7,429	DJB
1045	Egypt	Tanta	505,000	9	23	56,111	21,664	CJB
345	El Salvador	San Salvador	1,502,000	79	204	19,083	7,368	GJB
643	Eritrea	Asmara	776,000	25	65	31,140	12,023	GJB
84	Ethiopia	Addis Ababa	5,320,000	229	593	23,225	8,967	GJB
400	Finland	Helsinki	1,282,000	199	641	6,171	2,383	AJA
603	France	Bordeaux	823,000	177	812	4,660	1,799	GJB
1014	France	Douai-Lens	510,000	187	484	2,706	1,045	AJA
988	France	Grenoble	530,000	198	513	2,551	985	AJA
403	France	Lille	1,270,000	204	443	6,228	2,405	GJB
366	France	Lyon	1,413,000	178	462	7,916	3,056	GJB
390	France	Marseille	1,330,000	266	689	5,003	1,932	GJB
932	France	Nantes	562,000	98	1,173	5,720	2,208	GJB
517	France	Nice	955,000	98	744	9,745	3,763	CJB
33	France	Paris	11,020,000	969	2,845	11,004	4,249	AJA
898	France	Toulon	580,000	295	764	1,902	734	AJA
542	France	Toulouse	944,000	196	507	4,825	1,863	GJB
646	Gabon	Libreville	770,000	73	189	10,548	4,073	DJB
919	Gambia	Banjul	575,000	44	114	13,068	5,046	CJB
424	Georgia	Tblisi	1,207,000	95	247	12,659	4,888	GJB
975	Germany	Aachen	545,000	105	272	5,190	2,004	CJB
120	Germany	Berlin	3,972,000	528	1,368	7,520	2,903	GJB
795	Germany	Bremen	645,000	105	272	6,143	2,372	CJB
250	Germany	Cologne-Bonn	2,085,000	301	779	6,937	2,678	GJB
651	Germany	Dresden	765,000	105	272	7,286	2,813	CJB
73	Germany	Essen-Dusseldorf	6,125,000	1,036	2,684	5,910	2,282	GJB
275	Germany	Frankfurt	1,904,000	255	660	7,476	2,886	GJB
266	Germany	Hamburg	1,976,000	307	794	6,447	2,489	GJB
720	Germany	Hannover	710,000	110	285	6,455	2,492	CJB
1050	Germany	Karlsruhe	500,000	75	194	6,667	2,574	CJB
835	Germany	Leipzig	625,000	95	246	6,579	2,540	CJB
835	Germany	Mannheim	625,000	85	220	7,353	2,839	CJB
271	Germany	Munich	1,928,000	186	482	10,357	3,999	GJB
768	Germany	Nuremberg	665,000	90	233	7,389	2,853	CJB
938	Germany	Saarbrucken	565,000	120	311	4,708	1,818	CJB
397	Germany	Stuttgart	1,301,000	184	476	7,073	2,731	GJB
88	Ghana	Accra	5,138,000	472	1,222	10,890	4,205	GJB
124	Ghana	Kumasi	3,877,000	251	651	15,421	5,954	GJB
862	Ghana	Sekondi Takoradi	610,000	35	91	17,429	6,729	WJB

153	Greece	Athens	3,325,000	225	584	14,756	5,697	GJB
591	Greece	Thessaloniki	845,000	87	225	9,713	3,750	CJB
176	Guatemala	Guatemala City	2,927,000	158	410	18,476	7,134	GJB
191	Guinea	Conakry	2,735,000	158	408	17,362	6,703	GJB
780	Guinea-Bissau	Bissau	655,000	30	78	21,833	8,430	WJB
174	Haiti	Port-au-Prince	2,941,000	103	267	28,561	11,027	GJB
572	Honduras	San Pedro Sula	878,000	62	161	14,144	5,461	GJB
456	Honduras	Tegucigalpa	1,149,000	57	149	20,008	7,725	GJB
215	Hungary	Budapest	2,395,000	385	998	6,217	2,400	GJB
709	India	Agartala, TR	715,000	36	94	19,598	7,567	GJB
195	India	Agra, UP	2,656,000	66	172	39,940	15,421	GJB
51	India	Ahmadabad, GJ	7,410,000	139	359	53,412	20,622	GJB
835	India	Ajmer, RJ	625,000	28	73	19,679	7,598	AJB
293	India	Aligarh, UP	1,786,000	38	99	46,671	18,020	GJB
169	India	Allahabad, UP	3,065,000	47	121	65,352	25,232	GJB
660	India	Amravati, MH	755,000	26	67	24,885	9,608	AJB
407	India	Amritsar, PB	1,264,000	59	152	21,605	8,342	GJB
332	India	Asansol, WB	1,563,000	26	67	60,067	23,192	GJB
304	India	Aurangabad, MH	1,715,000	36	92	48,307	18,651	GJB
25	India	Bangalore, KA	13,707,000	465	1,205	29,468	11,378	GJB
321	India	Bareilly, UP	1,614,000	32	84	49,672	19,178	GJB
698	India	Belgaum, KA	725,000	28	73	21,786	8,412	AJB
723	India	Bhavnagar, GJ	705,000	25	65	24,240	9,359	AJB
231	India	Bhopal, MP	2,219,000	70	181	31,784	12,272	GJB
475	India	Bhubaneswar, OR	1,116,000	54	140	20,596	7,952	GJB
644	India	Bikaner, RJ	775,000	25	65	25,920	10,008	AJB
914	India	Bilaspur, CH	580,000	22	57	20,591	7,950	AJB
803	India	Bokaro Steel City, JH	640,000	19	49	29,632	11,441	AJB
223	India	Chandigarh, CH-HR-PB	2,275,000	100	259	22,731	8,776	GJB
30	India	Chennai, TN	11,324,000	405	1,049	27,971	10,800	GJB
253	India	Coimbatore, TN	2,067,000	111	288	18,601	7,182	GJB
666	India	Cuttack, OR	750,000	20	52	32,950	12,722	AJB
1033	India	Davanagere, KT	510,000	16	41	27,188	10,497	AJB
402	India	Dehradun, UK	1,272,000	56	146	22,576	8,717	GJB
3	India	Delhi, DL-UP-HR	29,617,000	862	2,232	34,366	13,269	GJB
469	India	Dhanbad, JH	1,122,000	39	101	28,812	11,124	GJB
744	India	Durgapur, WB	680,000	50	130	11,620	4,486	AJB
451	India	Durg-Bhilainagar, CH	1,154,000	52	134	22,348	8,629	GJB
824	India	Erode, TN	630,000	20	52	26,000	10,039	AJB
780	India	Firozabad, UP	655,000	11	28	45,455	17,550	AJB
959	India	Gaya, BR	555,000	12	31	39,167	15,122	AJB
646	India	Gorakhpur, UP	770,000	21	54	33,000	12,741	AJB
774	India	Gulbarga, KA	660,000	15	39	36,000	13,900	AJB
617	India	Guntur, AP	807,000	22	57	36,646	14,149	GJB
442	India	Guwahati, AS	1,175,000	79	205	14,879	5,745	GJB
306	India	Gwalior, MP	1,704,000	39	101	43,666	16,859	GJB
750	India	Hubli, KL	675,000	20	52	33,750	13,031	FJB
37	India	Hyderabad, TL	9,746,000	492	1,273	19,824	7,654	GJB
975	India	Imphal, MN	545,000	25	65	16,560	6,394	AJB
157	India	Indore, MP	3,243,000	109	281	29,885	11,539	GJB
307	India	Jabalpur, MP	1,696,000	46	120	36,474	14,083	GJB
112	India	Jaipur, RJ	4,171,000	198	512	21,093	8,144	GJB
478	India	Jalandhar, PB	1,103,000	55	142	20,097	7,759	GJB
950	India	Jalgaon, MH	560,000	15	39	30,667	11,841	AJB
709	India	Jammu, JK	715,000	27	70	24,148	9,324	AJB
774	India	Jamnagar, GJ	660,000	18	47	33,333	12,870	AJB
274	India	Jamshedpur, JH	1,910,000	59	152	32,504	12,550	GJB
795	India	Jhansi, UP	645,000	16	41	34,375	13,272	AJB
312	India	Jodhpur, RJ	1,686,000	90	234	18,694	7,218	GJB
1027	India	Kakinada, AP	515,000	24	62	18,417	7,111	AJB
327	India	Kannur, KL	1,585,000	222	574	7,147	2,759	GJB
125	India	Kanpur, UP	3,811,000	81	209	47,233	18,237	GJB
814	India	Kayamkulam, KL	635,000	16	41	26,688	10,304	AJB
255	India	Kochi, KL	2,060,000	170	441	12,108	4,675	GJB

824	India	Kolhapur, MAH	630,000	24	62	23,417	9,041	AJB
14	India	Kolkata, WB	17,560,000	522	1,351	33,654	12,994	GJB
500	India	Kollam, KL	1,031,000	79	206	12,994	5,017	GJB
434	India	Kota, RJ	1,191,000	50	130	23,682	9,144	GJB
260	India	Kozhikode, KL	1,992,000	199	517	9,988	3,856	GJB
824	India	Kurnool, AP	630,000	15	39	31,867	12,304	AJB
100	India	Lucknow, UP	4,577,000	149	385	30,804	11,893	GJB
295	India	Ludhiana, PB	1,770,000	82	214	21,467	8,288	GJB
251	India	Madurai, TN	2,080,000	58	151	35,567	13,732	GJB
440	India	Malappuram, KL	1,180,000	130	337	9,076	3,504	GJB
723	India	Malegaon, MH	705,000	12	31	48,000	18,533	AJB
709	India	Mangalore, KA	715,000	60	155	10,333	3,990	AJB
919	India	Mathura, UP	575,000	18	47	25,278	9,760	AJB
243	India	Meerut, UP	2,134,000	62	160	34,611	13,363	GJB
368	India	Moradabad, UP	1,412,000	20	51	71,863	27,746	GJB
4	India	Mumbai, MH	23,355,000	364	944	64,077	24,740	GJB
744	India	Muzaffarnagar, UP	680,000	11	28	45,000	17,375	AJB
339	India	Mysore, KA	1,539,000	57	148	26,970	10,413	GJB
166	India	Nagpur, MH	3,134,000	107	276	29,364	11,337	GJB
852	India	Nanded Waghala, MH	615,000	17	44	29,412	11,356	AJB
272	India	Nashik, MH	1,920,000	52	136	36,635	14,145	GJB
687	India	Nellore, AP	735,000	20	52	28,200	10,888	AJB
987	India	Panipat, HR	540,000	25	65	17,680	6,826	AJB
919	India	Patiala, HR	575,000	35	91	12,714	4,909	AJB
172	India	Patna, BR	2,949,000	58	149	51,202	19,769	GJB
544	India	Puducherry, PY	942,000	31	81	30,092	11,619	GJB
47	India	Pune, MH	7,764,000	251	649	30,966	11,956	GJB
341	India	Raipur, CH	1,519,000	55	142	27,725	10,705	GJB
975	India	Rajahmundry, AP	545,000	21	54	22,619	8,733	AJB
337	India	Rajkot, GJ	1,541,000	39	101	39,702	15,329	GJB
298	India	Ranchi, JH	1,754,000	54	141	32,301	12,471	GJB
824	India	Raurkela, OR	630,000	33	85	16,758	6,470	AJB
408	India	Saharanpur, UP	1,261,000	21	54	60,123	23,214	GJB
378	India	Salem, TN	1,378,000	41	105	33,988	13,123	GJB
893	India	Sangali, MH	590,000	18	47	28,556	11,025	AJB
489	India	Solapur, MH	1,065,000	25	65	42,558	16,432	GJB
483	India	Srinagar, JK	1,080,000	67	173	16,191	6,251	GJB
78	India	Surat, GJ	5,807,000	92	238	63,140	24,378	GJB
241	India	Thiruvananthapuram, KL	2,141,000	121	315	17,628	6,806	GJB
987	India	Thoothukkudi, TN	540,000	50	130	8,200	3,166	AJB
421	India	Thrissur, KL	1,214,000	152	394	7,973	3,078	GJB
472	India	Tiruchirappalli, TN	1,121,000	33	86	33,840	13,066	GJB
862	India	Tirunelveli, TN	610,000	29	75	18,276	7,056	AJB
803	India	Tirupati, AP	640,000	23	60	20,000	7,722	AJB
386	India	Tiruppur, TN	1,344,000	40	103	33,713	13,017	GJB
938	India	Udaipur, RJ	565,000	28	73	16,964	6,550	AJB
893	India	Ujjain, MP	590,000	16	41	31,250	12,066	AJB
239	India	Vadodara, GJ	2,154,000	72	186	29,933	11,557	GJB
160	India	Varanasi, UP	3,214,000	67	175	47,629	18,390	GJB
938	India	Vellore, TN	565,000	19	49	25,368	9,795	AJB
348	India	Vijayawada, AP	1,498,000	35	90	43,290	16,714	GJB
247	India	Visakhapatnam, AP	2,094,000	121	313	17,302	6,680	GJB
601	India	Warangal, AP	824,000	33	85	25,034	9,666	GJB
795	Indonesia	Balikpapan	645,000	48	124	13,438	5,188	CJB
517	Indonesia	Bandar Lampung	978,000	41	107	23,759	9,173	GJB
56	Indonesia	Bandung	7,065,000	188	487	37,580	14,510	GJB
720	Indonesia	Banjarmasin	710,000	25	65	28,400	10,965	CJB
384	Indonesia	Batam	1,362,000	94	243	14,488	5,594	GJB
506	Indonesia	Cirebon	1,017,000	41	105	24,974	9,642	GJB
1013	Indonesia	Cliegon	525,000	47	122	11,170	4,313	CJB
376	Indonesia	Denpasar	1,389,000	68	177	20,355	7,859	GJB
2	Indonesia	Jakarta	34,540,000	1,367	3,540	25,274	9,758	GJB
884	Indonesia	Jambi	595,000	30	78	19,833	7,658	CJB
267	Indonesia	Makassar	1,952,000	69	178	28,383	10,959	GJB

349	Indonesia	Malang	1,493,000	82	212	18,261	7,051	GJB
138	Indonesia	Medan	3,632,000	185	478	19,659	7,590	GJB
629	Indonesia	Padang	796,000	38	99	20,915	8,075	GJB
280	Indonesia	Palembang	1,889,000	85	221	22,161	8,556	GJB
474	Indonesia	Pekan Baru	1,118,000	92	239	12,122	4,680	GJB
774	Indonesia	Pontianak	660,000	24	62	27,500	10,618	DJB
529	Indonesia	Samarinda	960,000	39	102	24,411	9,425	GJB
260	Indonesia	Semarang	1,992,000	100	259	19,958	7,706	GJB
902	Indonesia	Serang	585,000	25	65	23,400	9,035	CJB
65	Indonesia	Surabaya	6,499,000	352	911	18,468	7,131	GJB
477	Indonesia	Surakarta	1,106,000	80	207	13,808	5,331	GJB
759	Indonesia	Tasikmalaya	671,000	24	62	27,852	10,754	GJB
331	Indonesia	Yogyakarta	1,568,000	89	230	17,632	6,808	GJB
380	Iran	Ahvaz	1,373,000	96	249	14,283	5,515	GJB
965	Iran	Arak	550,000	31	80	17,742	6,850	CJB
938	Iran	Ardabil	565,000	24	62	23,542	9,090	CJB
233	Iran	Esfahan	2,199,000	141	364	15,634	6,036	GJB
893	Iran	Hamadan	590,000	22	57	26,818	10,354	DJB
929	Iran	Kerman	570,000	55	142	10,364	4,002	CJB
479	Iran	Kermanshah	1,089,000	42	109	25,974	10,029	GJB
164	Iran	Mashhad	3,167,000	119	309	26,508	10,235	GJB
485	Iran	Qom	1,074,000	48	125	22,332	8,622	GJB
852	Iran	Rasht	615,000	24	62	25,625	9,894	CJB
360	Iran	Shiraz	1,430,000	100	258	14,342	5,537	GJB
388	Iran	Tabriz	1,333,000	68	176	19,578	7,559	GJB
26	Iran	Tehran	13,633,000	658	1,704	20,724	8,002	GJB
623	Iran	Urmia	800,000	34	88	23,529	9,085	DJB
760	Iran	Yazd	670,000	80	207	8,375	3,234	CJB
852	Iran	Zahedan	615,000	35	91	17,571	6,784	CJB
79	Iraq	Baghdad	5,796,000	268	693	21,665	8,365	GJB
377	Iraq	Basra	1,379,000	38	100	35,826	13,832	GJB
965	Iraq	Hillah	550,000	19	49	28,947	11,176	DJB
657	Iraq	Irbil	760,000	28	72	27,305	10,542	GJB
672	Iraq	Karbala	745,000	23	60	32,391	12,506	DJB
709	Iraq	Kirkuk	715,000	32	83	22,344	8,627	DJB
424	Iraq	Mosul	1,207,000	69	178	17,581	6,788	GJB
462	Iraq	Najaf	1,138,000	34	87	33,850	13,069	GJB
919	Iraq	Nasiriyah	575,000	22	57	26,136	10,091	DJB
873	Iraq	Sulaimaniya	606,000	19	50	31,421	12,132	GJB
396	Ireland	Dublin	1,306,000	178	460	7,355	2,840	GJA
874	Israel	Beer Sheba	605,000	21	54	28,810	11,124	DJB
997	Israel	Haifa	538,000	58	149	9,354	3,612	GJB
355	Israel	Jerusalem	1,466,000	84	219	17,377	6,709	GJB
197	Israel	Tel Aviv	2,654,000	223	577	11,916	4,601	GJB
570	Italy	Bergamo	880,000	100	259	8,800	3,398	DJB
1007	Italy	Bologna	530,000	60	155	8,833	3,410	CJB
698	Italy	Catania	725,000	95	246	7,632	2,947	CJB
596	Italy	Florence	835,000	85	220	9,824	3,793	CJB
862	Italy	Genoa	610,000	30	78	20,333	7,851	CJB
91	Italy	Milan	4,907,000	726	1,881	6,758	2,609	GJB
141	Italy	Naples	3,574,000	398	1,032	8,973	3,464	GJB
843	Italy	Padova	620,000	72	186	8,611	3,325	DJB
698	Italy	Palermo	725,000	68	176	10,662	4,117	CJB
162	Italy	Rome	3,189,000	442	1,145	7,211	2,784	GJB
358	Italy	Turin	1,445,000	147	380	9,838	3,798	GJB
893	Jamaica	Kingston	590,000	40	104	14,750	5,695	DJB
658	Japan	Fuji	755,000	130	337	5,808	2,242	CJB
242	Japan	Fukuoka	2,128,000	195	504	10,940	4,224	GJB
532	Japan	Hamamatsu	955,000	83	215	11,506	4,442	CJB
492	Japan	Hiroshima	1,050,000	90	233	11,689	4,513	GJB
927	Japan	Kagoshima	570,000	46	119	12,391	4,784	CJB
1029	Japan	Kanazawa	510,000	53	137	9,623	3,715	CJB
295	Japan	Kitakyushu	1,760,000	229	593	7,685	2,967	GJB
758	Japan	Kumamoto	670,000	50	130	13,400	5,174	CJB

994	Japan	Matsuyama	535,000	45	117	11,889	4,590	CJB
778	Japan	Mito	655,000	125	324	5,240	2,023	CJB
721	Japan	Nagano	705,000	110	285	6,409	2,475	CJB
40	Japan	Nagoya	9,113,000	1,430	3,704	6,372	2,460	GJB
512	Japan	Naha	995,000	124	321	8,037	3,103	GJB
593	Japan	Niigata	840,000	99	256	8,485	3,276	CJB
748	Japan	Okayama	675,000	75	194	9,000	3,475	CJB
23	Japan	Osaka-Kobe-Kyoto	14,977,000	1,166	3,019	12,849	4,961	GJB
688	Japan	Otsu	730,000	90	233	8,111	3,132	CJB
255	Japan	Sapporo	2,027,000	213	551	9,526	3,678	GJB
478	Japan	Sendai	1,088,000	114	295	9,558	3,690	GJB
758	Japan	Shizuoka	670,000	70	181	9,571	3,695	CJB
1	Japan	Tokyo-Yokohama	37,977,000	3,178	8,230	11,951	4,614	GJB
105	Jordan	Amman	4,425,000	330	856	13,394	5,171	GJB
666	Jordan	Irbid	750,000	80	207	9,375	3,620	CJB
240	Kazakhstan	Almaty	2,144,000	205	530	10,478	4,046	GJB
542	Kazakhstan	Astana	944,000	71	184	13,275	5,125	GJB
1033	Kazakhstan	Karagandy	510,000	113	293	4,513	1,742	DJB
469	Kazakhstan	Shimkent	1,122,000	153	396	7,337	2,833	GJB
439	Kenya	Mombasa	1,183,000	52	136	22,572	8,715	GJB
76	Kenya	Nairobi	6,020,000	329	851	18,316	7,072	GJB
118	Kuwait	Kuwait	4,022,000	280	724	14,389	5,556	GJB
398	Kyrgyzstan	Bishkek	1,297,000	101	261	12,886	4,975	GJB
492	Laos	Vientiane	1,058,000	51	132	20,801	8,031	DJB
874	Latvia	Riga	605,000	100	259	6,050	2,336	DJB
188	Lebanon	Beirut	2,781,000	204	528	13,647	5,269	GJB
330	Liberia	Monrovia	1,571,000	78	203	20,034	7,735	GJB
634	Libya	Banghazi	785,000	90	233	8,722	3,368	DJB
416	Libya	Tripoli	1,226,000	194	503	6,316	2,439	GJB
1027	Lithuania	Vilnius	515,000	85	220	6,059	2,339	DJB
959	Macedonia	Skopje	555,000	35	91	15,857	6,122	CJB
232	Madagascar	Antananarivo	2,202,000	70	182	31,258	12,069	GJB
540	Malawi	Blantyre	948,000	80	208	11,780	4,548	GJB
419	Malawi	Lilongwe	1,220,000	97	250	12,623	4,874	GJB
623	Malaysia	Ipoh	800,000	100	259	8,000	3,089	DJB
263	Malaysia	Johor Bahru	1,981,000	308	799	6,422	2,480	GJB
45	Malaysia	Kuala Lumpur	8,285,000	835	2,162	9,927	3,833	GJB
646	Malaysia	Kuching	770,000	70	181	11,000	4,247	CJB
394	Malaysia	Penang	1,320,000	201	519	6,581	2,541	GJB
843	Malaysia	Seremban	620,000	60	155	10,333	3,990	CJB
137	Mali	Bamako	3,637,000	163	421	22,366	8,636	GJB
379	Mauritania	Nouakchott	1,375,000	67	174	20,451	7,896	GJB
623	Mexico	Acapulco	800,000	46	119	17,391	6,715	CJB
508	Mexico	Aguascalientes	1,011,000	77	200	13,072	5,047	GJB
577	Mexico	Cancun	874,000	77	198	11,421	4,410	GJB
517	Mexico	Chihuahua	978,000	101	261	9,687	3,740	GJB
357	Mexico	Ciudad Juarez	1,448,000	144	374	10,026	3,871	GJB
517	Mexico	Cuernavaca	978,000	101	263	9,644	3,724	GJB
938	Mexico	Culiacan	565,000	68	176	8,309	3,208	CJB
929	Mexico	Durango	570,000	49	127	11,633	4,492	DJB
85	Mexico	Guadalajara	5,253,000	313	810	16,793	6,484	GJB
577	Mexico	Hermosillo	874,000	69	178	12,703	4,905	GJB
288	Mexico	Leon	1,814,000	142	368	12,765	4,929	GJB
458	Mexico	Merida	1,146,000	166	429	6,912	2,669	GJB
555	Mexico	Mexicali	914,000	89	231	10,244	3,955	GJB
9	Mexico	Mexico City	20,996,000	921	2,386	22,791	8,800	GJB
82	Mexico	Monterrey	5,390,000	346	897	15,571	6,012	GJB
588	Mexico	Morelia	850,000	72	185	11,874	4,585	GJB
879	Mexico	Oaxaca	600,000	84	218	7,143	2,758	CJB
214	Mexico	Puebla	2,401,000	172	446	13,928	5,378	GJB
429	Mexico	Queretaro	1,201,000	140	361	8,607	3,323	GJB
790	Mexico	Reynosa	650,000	70	181	9,286	3,585	CJB
608	Mexico	Saltillo	815,000	105	272	7,762	2,997	CJB
437	Mexico	San Luis Potosí	1,185,000	82	212	14,451	5,580	CJB

950	Mexico	Tampico	560,000	85	220	6,588	2,544	CJB
258	Mexico	Tijuana	2,002,000	160	415	12,490	4,822	GJB
299	Mexico	Toluca	1,753,000	167	433	10,490	4,050	GJB
453	Mexico	Torreon	1,151,000	98	254	11,746	4,535	GJB
803	Mexico	Tuxtla Gutierrez	640,000	54	140	11,852	4,576	CJB
598	Mexico	Veracruz	825,000	63	163	13,095	5,056	CJB
862	Mexico	Villahermosa	610,000	44	114	13,864	5,353	CJB
987	Mexico	Xalapa	540,000	29	75	18,621	7,190	CJB
893	Moldova	Chisinau	590,000	76	197	7,763	2,997	CJB
342	Mongolia	Ulaanbaatar	1,508,000	123	317	12,306	4,751	GJB
843	Morocco	Agadir	620,000	45	117	13,778	5,320	CJB
110	Morocco	Casablanca	4,191,000	181	468	23,186	8,952	GJB
432	Morocco	Fez	1,200,000	35	90	34,354	13,264	GJB
563	Morocco	Marrakech	902,000	43	111	21,114	8,152	GJB
726	Morocco	Meknes	700,000	35	91	20,000	7,722	CJB
286	Morocco	Rabat	1,835,000	73	188	25,308	9,771	GJB
488	Morocco	Tanger	1,066,000	37	96	28,842	11,136	GJB
1050	Morocco	Tetouan	500,000	20	52	25,000	9,653	CJB
209	Mozambique	Maputo	2,429,000	161	416	15,112	5,835	GJB
584	Mozambique	Nampula	862,000	25	65	34,365	13,268	GJB
317	Myanmar	Mandalay	1,633,000	51	132	31,964	12,341	GJB
70	Myanmar	Yangon	6,314,000	233	603	27,128	10,474	GJB
122	Nepal	Kathmandu	3,941,000	77	200	51,155	19,751	GJB
461	Netherlands	Amsterdam	1,140,000	122	316	9,335	3,604	GJB
190	Netherlands	Rotterdam-Hague	2,770,000	397	1,028	6,981	2,695	GJB
709	Netherlands	Utrecht	715,000	110	285	6,500	2,510	CJB
388	New Zealand	Auckland	1,333,000	202	524	6,585	2,542	GJB
429	Nicaragua	Managua	1,201,000	87	226	13,744	5,307	GJB
382	Niger	Niamey	1,369,000	52	134	26,506	10,234	GJB
408	Nigeria	Aba	1,261,000	35	91	35,893	13,858	GJB
938	Nigeria	Abeokuta	565,000	24	62	23,542	9,090	WJB
151	Nigeria	Abuja	3,344,000	358	926	9,351	3,610	GJB
760	Nigeria	Akure	670,000	45	117	14,889	5,749	WJB
876	Nigeria	Bauchi	600,000	34	88	17,647	6,814	WJB
277	Nigeria	Benin City	1,897,000	186	483	10,172	3,927	GJB
467	Nigeria	Enugu	1,126,000	79	206	14,179	5,475	GJB
140	Nigeria	Ibadan	3,613,000	182	470	19,894	7,681	GJB
405	Nigeria	Ilorin	1,269,000	98	255	12,902	4,981	GJB
567	Nigeria	Jos	890,000	71	184	12,556	4,848	GJB
281	Nigeria	Kaduna	1,886,000	116	299	16,325	6,303	GJB
102	Nigeria	Kano	4,514,000	126	325	35,954	13,882	GJB
21	Nigeria	Lagos	15,279,000	759	1,965	20,140	7,776	GJB
443	Nigeria	Maiduguri	1,172,000	60	154	19,694	7,604	GJB
309	Nigeria	Nsukka	1,690,000	131	340	12,883	4,974	G W
975	Nigeria	Ogbomoshos	545,000	16	41	34,063	13,152	WJB
71	Nigeria	Onitsha	6,269,000	750	1,942	8,362	3,229	GJB
666	Nigeria	Osogbo	750,000	40	104	18,750	7,239	WJB
862	Nigeria	Owerri	610,000	77	198	7,960	3,073	GJB
220	Nigeria	Port Harcourt	2,359,000	167	434	14,085	5,438	GJB
780	Nigeria	Sokoto	655,000	34	88	19,265	7,438	WJB
484	Nigeria	Uyo	1,074,000	70	181	15,358	5,930	G W
482	Nigeria	Warri	1,085,000	63	164	17,106	6,605	GJB
638	Nigeria	Zaria	780,000	34	88	22,941	8,858	WJB
803	North Korea	Chongjin	640,000	30	78	21,333	8,237	DJB
998	North Korea	Hamhung	535,000	19	49	28,158	10,872	DJB
230	North Korea	Pyongyang	2,228,000	68	176	32,703	12,627	GJB
614	Norway	Oslo	813,000	92	290	8,845	3,415	GJB
426	Oman	Muscat	1,205,000	148	383	8,139	3,142	GJB
129	Pakistan	Faisalabad	3,727,000	121	314	30,790	11,888	GJB
170	Pakistan	Gujranwala	3,038,000	84	217	36,222	13,985	GJB
237	Pakistan	Hyderabad	2,159,000	47	123	45,533	17,580	GJB
24	Pakistan	Karachi	14,835,000	403	1,044	36,803	14,210	GJB
32	Pakistan	Lahore	11,021,000	329	853	33,452	12,916	GJB
975	Pakistan	Larkana	545,000	12	31	45,417	17,536	DJB

208	Pakistan	Multan	2,440,000	87	224	28,174	10,878	GJB
200	Pakistan	Peshawar	2,568,000	91	235	28,360	10,950	GJB
536	Pakistan	Quetta	954,000	77	199	12,400	4,788	GJB
103	Pakistan	Rawalpindi-Islamabad	4,506,000	298	772	15,113	5,835	GJB
638	Pakistan	Sargodha	780,000	20	52	39,000	15,058	DJB
884	Pakistan	Sheikhupura	595,000	22	57	27,045	10,442	DJB
803	Pakistan	Sialkot	640,000	20	52	32,000	12,355	DJB
814	Pakistan	Sukkur	635,000	17	44	37,353	14,422	DJB
709	Palestine	Gaza	715,000	17	44	42,059	16,239	DJB
428	Panama	Panama City	1,202,000	87	226	13,750	5,309	GJB
199	Paraguay	Asuncion	2,597,000	274	708	9,495	3,666	GJB
573	Peru	Arequipa	876,000	76	197	11,493	4,437	GJB
884	Peru	Chiclayo	595,000	20	52	29,750	11,486	CJB
36	Peru	Lima	9,848,000	344	890	28,656	11,064	GJB
571	Peru	Trujillo	879,000	37	96	23,739	9,166	GJB
813	Philippines	Angeles City	636,000	72	186	8,875	3,427	GJB
893	Philippines	Bacolod	590,000	32	83	18,438	7,119	CJB
726	Philippines	Cagayan de Oro	700,000	27	70	25,926	10,010	CJB
223	Philippines	Cebu	2,275,000	79	205	28,723	11,090	GJB
417	Philippines	Davao City	1,222,000	50	129	24,456	9,442	GJB
902	Philippines	General Santos	585,000	37	96	15,811	6,105	CJB
998	Philippines	Iolito City	535,000	35	91	15,286	5,902	CJB
5	Philippines	Manila	23,088,000	723	1,873	31,927	12,327	GJB
638	Philippines	Zamboanga	780,000	21	54	37,143	14,341	CJB
587	Poland	Gdansk	855,000	125	324	6,840	2,641	CJB
301	Poland	Katowice-Gliwice-Tychy	1,726,000	261	675	6,625	2,558	GJB
651	Poland	Krakow	765,000	85	220	9,000	3,475	DJB
760	Poland	Lodz	670,000	70	181	9,571	3,695	DJB
1013	Poland	Poznan	525,000	85	220	6,176	2,385	DJB
270	Poland	Warsaw	1,935,000	211	547	9,163	3,538	GJB
835	Poland	Wroclaw	625,000	48	124	13,021	5,027	CJB
195	Portugal	Lisbon	2,656,000	367	952	7,229	2,791	GJB
392	Portugal	Porto	1,323,000	307	796	4,307	1,663	GJB
287	Qatar	Doha	1,827,000	222	576	8,217	3,173	GJB
282	Romania	Bucharest	1,870,000	159	412	11,759	4,540	GJB
1013	Russia	Astrakhan	525,000	46	119	11,413	4,407	CJB
835	Russia	Barnaul	625,000	43	111	14,535	5,612	CJB
824	Russia	Cheboksary	630,000	111	287	5,676	2,192	CJB
441	Russia	Chelyabinsk	1,176,000	159	412	7,385	2,851	GJB
862	Russia	Irkutsk	610,000	55	142	11,091	4,282	CJB
824	Russia	Izhevsk	630,000	55	142	11,455	4,423	CJB
1022	Russia	Kaliningrad	520,000	92	238	5,652	2,182	CJB
452	Russia	Kazan	1,152,000	173	447	6,674	2,577	GJB
965	Russia	Kemerovo	550,000	41	106	13,415	5,180	CJB
874	Russia	Khabarovsk	605,000	75	194	8,067	3,115	CJB
581	Russia	Krasnodar	869,000	130	337	6,670	2,575	GJB
505	Russia	Krasnoyarsk	1,022,000	186	481	5,505	2,125	GJB
950	Russia	Kursk	560,000	109	282	5,138	1,984	CJB
835	Russia	Lipetsk	625,000	152	394	4,112	1,588	CJB
1050	Russia	Lipetsk	500,000	139	360	3,597	1,389	CJB
902	Russia	Makhachkala	585,000	53	137	11,038	4,262	CJB
15	Russia	Moscow	17,125,000	2,274	5,891	7,529	2,907	GJB
1022	Russia	Naberezhnye Tchelny	520,000	50	130	10,400	4,015	CJB
337	Russia	Nizhniy Novgorod	1,541,000	331	857	4,657	1,798	GJB
987	Russia	Novokuznetsk	540,000	41	106	13,171	5,085	DJB
316	Russia	Novosibirsk	1,646,000	302	782	5,453	2,105	GJB
465	Russia	Omsk	1,128,000	209	542	5,393	2,082	GJB
965	Russia	Orenburg	550,000	26	67	21,154	8,168	CJB
1033	Russia	Penza	510,000	47	122	10,851	4,190	CJB
495	Russia	Perm	1,040,000	123	320	8,429	3,254	DJB
413	Russia	Rostov	1,241,000	147	381	8,430	3,255	GJB
1013	Russia	Ryazan	525,000	50	130	10,500	4,054	CJB
521	Russia	Samara	976,000	95	247	10,224	3,947	GJB
630	Russia	Saratov	795,000	87	225	9,138	3,528	CJB

86	Russia	St. Petersburg	5,230,000	530	1,372	9,869	3,810	GJB
987	Russia	Stavropol	540,000	89	231	6,067	2,342	CJB
739	Russia	Tolyatti	685,000	56	145	12,232	4,723	CJB
929	Russia	Tomsk	570,000	40	104	14,250	5,502	CJB
709	Russia	Tyumen	715,000	47	122	15,213	5,874	DJB
540	Russia	Ufa	948,000	134	348	7,057	2,725	GJB
862	Russia	Ulyanovsk	610,000	35	91	17,429	6,729	CJB
720	Russia	Vladivostok	710,000	139	360	5,108	1,972	CJB
395	Russia	Volgograd	1,317,000	271	703	4,852	1,873	GJB
545	Russia	Voronezh	935,000	61	158	15,328	5,918	CJB
902	Russia	Yaroslavl	585,000	90	233	6,500	2,510	CJB
383	Russia	Yekaterinburg	1,363,000	244	632	5,589	2,158	GJB
531	Rwanda	Kigali	958,000	44	113	21,921	8,464	GJB
201	Saudi Arabia	Ad-Dammam	2,546,000	485	1,257	5,245	2,025	GJB
803	Saudi Arabia	Buraydah	640,000	80	207	8,000	3,089	DJB
619	Saudi Arabia	Hufuf-Mubarraz	805,000	105	272	7,667	2,960	DJB
106	Saudi Arabia	Jiddah	4,366,000	487	1,263	8,957	3,458	GJB
644	Saudi Arabia	Khamis Mushayt	775,000	225	583	3,444	1,330	CJB
289	Saudi Arabia	Mecca	1,813,000	174	450	10,424	4,025	GJB
363	Saudi Arabia	Medina	1,424,000	210	543	6,790	2,622	GJB
58	Saudi Arabia	Riyadh	6,881,000	646	1,672	10,659	4,115	GJB
879	Saudi Arabia	Tabuk	600,000	70	181	8,571	3,309	CJB
608	Saudi Arabia	Taif	815,000	55	142	14,818	5,721	CJB
149	Senegal	Dakar	3,446,000	75	194	46,097	17,798	GJB
630	Senegal	Touba	795,000	51	132	15,621	6,031	GJB
445	Serbia	Belgrade	1,170,000	98	254	11,925	4,604	GJB
399	Sierra Leone	Freetown	1,285,000	71	185	18,012	6,954	GJB
80	Singapore	Singapore	5,745,000	202	523	28,444	10,982	GJB
509	Somalia	Hargeysa	1,003,000	25	65	40,219	15,529	GJB
276	Somalia	Mogadishu	1,899,000	49	127	38,841	14,997	GJB
965	South Africa	Bloemfontein	550,000	68	176	8,088	3,123	DJB
109	South Africa	Cape Town	4,228,000	324	839	13,046	5,037	GJB
159	South Africa	Durban	3,223,000	414	1,074	7,776	3,002	GJB
1033	South Africa	East London	510,000	65	168	7,846	3,029	CJB
38	South Africa	Johannesburg-East Rand	9,505,000	982	2,542	9,683	3,739	GJB
435	South Africa	Port Elizabeth	1,188,000	151	390	7,884	3,044	GJB
132	South Africa	Pretoria	3,709,000	483	1,252	7,673	2,963	GJB
690	South Africa	Vereeniging	730,000	130	337	5,615	2,168	CJB
155	South Korea	Busan	3,286,000	155	402	21,166	8,172	GJB
510	South Korea	Changwon	1,000,000	40	104	25,000	9,653	CJB
929	South Korea	Cheonan	570,000	68	176	8,382	3,236	CJB
774	South Korea	Cheongju	660,000	22	57	30,000	11,583	CJB
226	South Korea	Daegu	2,247,000	97	250	23,275	8,986	GJB
346	South Korea	Daejon	1,501,000	70	180	21,585	8,334	GJB
356	South Korea	Gwangju	1,460,000	71	184	20,542	7,931	GJB
750	South Korea	Jeonju	675,000	33	85	20,455	7,898	DJB
1007	South Korea	Pohang	530,000	35	91	15,143	5,847	CJB
8	South Korea	Seoul-Incheon	21,794,000	1,069	2,768	20,392	7,873	GJB
557	South Korea	Ulsan	910,000	65	168	14,000	5,405	CJB
975	South Sudan	Juba	545,000	56	145	9,732	3,758	FJB
98	Spain	Barcelona	4,588,000	414	1,072	11,088	4,281	GJB
651	Spain	Bilbao	765,000	50	130	15,300	5,907	CJB
760	Spain	Las Palmas	670,000	80	207	8,375	3,234	CJB
75	Spain	Madrid	6,026,000	527	1,365	11,434	4,415	GJB
703	Spain	Malaga	720,000	52	135	13,846	5,346	CJB
1013	Spain	Murcia	525,000	38	98	13,816	5,334	CJB
950	Spain	Palma	560,000	65	168	8,615	3,326	CJB
987	Spain	Santa Cruz de Tenerife	540,000	42	109	12,857	4,964	CJB
496	Spain	Seville	1,039,000	105	273	9,857	3,806	GJB
372	Spain	Valencia	1,393,000	152	393	9,190	3,548	GJB
687	Spain	Zaragoza	735,000	57	148	12,895	4,979	CJB
150	Sri Lanka	Colombo	3,432,000	270	700	12,706	4,906	GJB
54	Sudan	Khartoum	7,282,000	398	1,031	18,293	7,063	GJB
493	Sudan	Nyala	1,056,000	41	106	25,730	9,934	GJB

852	Sweden	Goteborg	615,000	83	215	6,999	2,702	AJA
359	Sweden	Stockholm	1,436,000	164	414	8,782	3,391	GJA
975	Switzerland	Basel	545,000	77	199	7,078	2,733	CJB
835	Switzerland	Geneva	625,000	70	181	8,929	3,447	CJB
608	Switzerland	Zurich	815,000	95	246	8,579	3,312	CJB
158	Syria	Aleppo	3,224,000	109	282	29,637	11,443	GJB
852	Syria	Al-Hasakah	615,000	16	41	38,438	14,841	DJB
634	Syria	Al-Raqqa	785,000	12	31	65,417	25,258	DJB
219	Syria	Damascus	2,363,000	73	188	32,506	12,551	GJB
823	Syria	Homs	632,000	37	95	17,213	6,646	GJB
374	Tajikistan	Dushanbe	1,390,000	97	251	14,348	5,540	GJB
62	Tanzania	Dar es Salaam	6,698,000	233	604	28,719	11,088	GJB
533	Tanzania	Mwanza	956,000	43	113	22,002	8,495	GJB
682	Tanzania	Zanzibar	741,000	25	65	29,434	11,364	GJB
16	Thailand	Bangkok	17,066,000	1,235	3,199	13,819	5,336	GJB
1033	Thailand	Lampang	510,000	41	106	12,439	4,803	DJB
1050	Thailand	Nakhon Ratchasima	500,000	103	267	4,854	1,874	CJB
374	Thailand	Pattaya-Chon Buri	1,390,000	385	997	3,610	1,394	CJB
884	Thailand	Rayong	595,000	130	337	4,577	1,767	CJB
959	Thailand	Udon Thani	555,000	28	73	19,821	7,653	DJB
202	Togo	Lome	2,536,000	160	416	15,806	6,103	GJB
1013	Trinidad & Tobago	Port of Spain	525,000	110	285	4,773	1,843	FJB
672	Tunisia	Sfax	745,000	77	199	9,675	3,736	DJB
213	Tunisia	Tunis	2,404,000	174	450	13,833	5,341	GJB
708	Turkey	Adana	719,000	62	162	11,508	4,443	GJB
95	Turkey	Ankara	4,725,000	259	672	18,209	7,031	GJB
566	Turkey	Antalya	891,000	70	181	12,748	4,922	GJB
294	Turkey	Bursa	1,779,000	82	212	21,715	8,384	GJB
902	Turkey	Denizli	585,000	40	104	14,625	5,647	DJB
1049	Turkey	Diyarbakir	503,000	24	63	20,669	7,980	GJB
683	Turkey	Eskisehir	740,000	48	124	15,417	5,953	CJB
340	Turkey	Gaziantep	1,535,000	65	169	23,459	9,058	GJB
22	Turkey	Istanbul	15,154,000	531	1,375	28,546	11,022	GJB
184	Turkey	Izmir	2,813,000	116	301	24,215	9,349	GJB
795	Turkey	Izmit	645,000	89	231	7,247	2,798	CJB
526	Turkey	Kayseri	966,000	132	342	7,326	2,829	GJB
526	Turkey	Konya	966,000	132	343	7,292	2,815	GJB
504	Turkey	Mersin	1,024,000	79	204	13,025	5,029	GJB
803	Turkey	Samsun	640,000	38	98	16,842	6,503	CJB
739	Turkey	Urfa	685,000	25	65	27,400	10,579	CJB
446	Turkmenistan	Ashgabat	1,168,000	119	307	9,839	3,799	GJB
92	Uganda	Kampala	4,862,000	298	772	16,317	6,300	GJB
549	Ukraine	Dnipropetrovsk	925,000	310	803	2,984	1,152	CJB
580	Ukraine	Donetsk	870,000	260	673	3,346	1,292	CJB
353	Ukraine	Kharkov	1,486,000	152	395	9,748	3,764	GJB
180	Ukraine	Kiyev	2,851,000	294	762	9,694	3,743	GJB
780	Ukraine	Kriyyvi Rih	655,000	75	194	8,733	3,372	DJB
703	Ukraine	Lviv	720,000	75	194	9,600	3,707	CJB
463	Ukraine	Odessa	1,137,000	143	371	7,948	3,069	GJB
690	Ukraine	Zaporizhzhya	730,000	100	259	7,300	2,819	DJB
403	United Arab Emirates	Abu Dhabi	1,270,000	411	1,064	3,093	1,194	GJB
437	United Arab Emirates	Al Ain	1,185,000	186	483	6,356	2,454	GJB
74	United Arab Emirates	Dubai	6,036,000	582	1,508	10,370	4,004	GJB
814	United Kingdom	Belfast	635,000	62	161	10,242	3,954	DJA
198	United Kingdom	Birmingham	2,605,000	231	599	10,549	4,073	AJA
744	United Kingdom	Bristol	680,000	56	144	11,065	4,272	AJA
1007	United Kingdom	Edinburgh	530,000	46	120	10,360	4,000	AJA
411	United Kingdom	Glasgow	1,259,000	138	357	8,782	3,391	AJA
279	United Kingdom	Leeds-Bradford	1,890,000	188	488	9,434	3,642	AJA
965	United Kingdom	Leicester	550,000	42	109	12,054	4,654	AJA
560	United Kingdom	Liverpool	905,000	77	200	11,211	4,329	AJA
34	United Kingdom	London	10,979,000	671	1,739	14,580	5,629	AJA
193	United Kingdom	Manchester	2,727,000	244	631	10,484	4,048	AJA
608	United Kingdom	Newcastle upon Tyne	815,000	70	181	11,120	4,293	AJA

634	United Kingdom	Nottingham	785,000	68	176	10,721	4,139	AJA
690	United Kingdom	Sheffield	730,000	65	167	10,593	4,090	AJA
550	United Kingdom	Southampton-Portsmouth	924,000	74	192	11,537	4,454	AJA
835	United States	Albany, NY	625,000	296	767	2,010	776	AJA
577	United States	Albuquerque, NM	874,000	254	658	2,917	1,126	AJA
672	United States	Allentown, PA-NJ	745,000	346	896	1,922	742	AJA
83	United States	Atlanta, GA	5,361,000	2,857	7,400	1,639	633	AJA
283	United States	Austin, TX	1,862,000	528	1,367	2,580	996	AJA
790	United States	Bakersfield, CA	650,000	138	357	3,797	1,466	AJA
726	United States	Baton Rouge, LA	700,000	367	951	1,619	625	AJA
598	United States	Birmingham, AL	825,000	530	1,373	1,413	546	AJA
53	United States	Boston-Providence, MA-RI-NH-CT-ME	7,302,000	3,683	9,538	1,883	727	AJA
557	United States	Buffalo, NY	910,000	380	984	2,463	951	AJA
757	United States	Cape Coral, FL	674,000	347	899	1,527	590	AJA
760	United States	Charleston, SC	670,000	293	759	1,870	722	AJA
252	United States	Charlotte, NC-SC	2,075,000	1,193	3,091	1,457	563	AJA
41	United States	Chicago, IL-IN-WI	9,014,000	2,705	7,006	3,336	1,288	AJA
308	United States	Cincinnati, OH-KY-IN	1,693,000	797	2,065	2,038	787	AJA
189	United States	Cleveland, OH	2,774,000	1,379	3,573	2,037	786	AJA
795	United States	Colorado Springs, CO	645,000	188	487	2,973	1,148	AJA
750	United States	Columbia, SC	675,000	380	984	1,447	559	AJA
352	United States	Columbus, OH	1,487,000	518	1,341	2,641	1,020	AJA
60	United States	Dallas-Fort Worth, TX	6,830,000	2,038	5,279	2,776	1,072	AJA
672	United States	Dayton, OH	745,000	351	909	2,063	797	AJA
184	United States	Denver, CO	2,813,000	681	1,765	3,485	1,346	AJA
1013	United States	Des Moines, IA	525,000	201	521	2,239	864	AJA
111	United States	Detroit, MI	4,189,000	1,648	4,269	2,524	975	AJA
593	United States	El Paso, TX-NM	844,000	252	652	3,189	1,231	AJA
672	United States	Fresno, CA	745,000	171	443	3,830	1,479	AJA
884	United States	Grand Rapids, MI	595,000	281	728	2,028	783	AJA
1022	United States	Harrisburg, PA	520,000	260	673	1,708	659	AJA
554	United States	Hartford, CT	918,000	525	1,360	1,761	680	AJA
575	United States	Honolulu, HI	875,000	170	440	4,718	1,822	AJA
68	United States	Houston, TX	6,406,000	1,904	4,930	2,779	1,073	AJA
319	United States	Indianapolis, IN	1,623,000	718	1,860	2,071	800	AJA
414	United States	Jacksonville, FL	1,231,000	608	1,574	1,753	677	AJA
302	United States	Kansas City, MO-KS	1,722,000	728	1,885	2,204	851	AJA
731	United States	Knoxville, TN	695,000	438	1,134	1,276	493	AJA
205	United States	Las Vegas, NV	2,482,000	417	1,080	4,522	1,746	AJA
20	United States	Los Angeles, CA	15,402,000	2,452	6,351	5,981	2,309	AJA
503	United States	Louisville, KY-IN	1,028,000	489	1,266	1,991	769	AJA
603	United States	McAllen, TX	823,000	359	930	2,031	784	AJA
484	United States	Memphis, TN-MS-AR	1,078,000	501	1,298	2,152	831	GJA
72	United States	Miami, FL	6,144,000	1,279	3,313	4,301	1,661	AJA
372	United States	Milwaukee, WI	1,393,000	565	1,463	2,436	941	AJA
178	United States	Minneapolis-St. Paul, MN-WI	2,917,000	1,111	2,878	2,385	921	AJA
702	United States	Murrieta, CA	724,000	163	421	2,719	1,050	AJA
449	United States	Nashville, TN	1,157,000	579	1,501	1,674	646	AJA
528	United States	New Orleans, LA	963,000	268	695	3,353	1,295	AJA
11	United States	New York, NY-NJ-CT	20,870,000	4,669	12,093	4,404	1,700	AJA
517	United States	Oklahoma City, OK	978,000	418	1,084	2,060	795	AJA
615	United States	Omaha, NE-IA	810,000	271	702	2,675	1,033	AJA
221	United States	Orlando, FL	2,325,000	831	2,154	2,245	867	AJA
1045	United States	Palm Bay, FL	505,000	232	601	1,953	754	AJA
81	United States	Philadelphia, PA-NJ-DE-MD	5,684,000	2,096	5,430	2,647	1,022	AJA
97	United States	Phoenix, AZ	4,602,000	1,250	3,236	3,078	1,188	AJA
308	United States	Pittsburgh, PA	1,693,000	922	2,387	1,882	727	AJA
248	United States	Portland, OR-WA	2,091,000	538	1,393	3,440	1,328	AJA
349	United States	Raleigh, NC	1,493,000	706	1,829	1,744	673	AJA
485	United States	Richmond, VA	1,074,000	501	1,298	1,904	735	AJA
672	United States	Rochester, NY	745,000	324	839	2,225	859	AJA
273	United States	Sacramento, CA	1,912,000	476	1,233	3,622	1,398	AJA
211	United States	Salt Lake City, UT	2,412,000	665	1,723	3,081	1,190	AJA
245	United States	San Antonio, TX	2,122,000	601	1,557	2,925	1,129	AJA

161	United States	San Diego, CA	3,200,000	740	1,916	3,997	1,543	A A
67	United States	San Francisco-San Jose, CA	6,425,000	1,109	2,872	5,313	2,051	A A
709	United States	Sarasota, FL	715,000	327	847	1,966	759	A A
119	United States	Seattle, WA	4,017,000	1,260	3,264	2,707	1,045	A A
774	United States	Springfield, MA-CT	660,000	349	904	1,779	687	A A
226	United States	St. Louis, MO-IL	2,247,000	990	2,565	2,258	872	A A
187	United States	Tampa-St. Petersburg, FL	2,782,000	1,004	2,601	2,432	939	A A
1027	United States	Toledo, OH-MI	515,000	240	622	2,117	817	A A
537	United States	Tucson, AZ	952,000	354	917	2,380	919	A A
683	United States	Tulsa, OK	740,000	336	870	1,949	753	A A
351	United States	Virginia Beach-Norfolk, VA	1,488,000	529	1,371	2,720	1,050	A A
49	United States	Washington-Baltimore, DC-VA-MD	7,518,000	2,124	5,281	3,250	1,255	A A
1027	United States	Wichita, KS	515,000	215	557	2,200	849	A A
342	Uruguay	Montevideo	1,508,000	123	317	12,308	4,752	G B
254	US: Puerto Rico	San Juan	2,061,000	876	2,268	2,353	908	G A
950	Uzbekistan	Namangan	560,000	190	492	2,947	1,138	D B
429	Uzbekistan	Samarkand	1,201,000	196	506	6,143	2,372	G B
147	Uzbekistan	Tashkent	3,492,000	415	1,075	8,412	3,248	G B
651	Venezuela	Barcelona	765,000	49	127	15,612	6,028	C B
458	Venezuela	Barquisimeto	1,146,000	74	193	15,416	5,952	G B
179	Venezuela	Caracas	2,878,000	114	294	25,341	9,784	G B
660	Venezuela	Ciudad Guayana	755,000	95	246	7,947	3,068	D B
207	Venezuela	Maracaibo	2,461,000	156	404	15,770	6,089	G B
460	Venezuela	Maracay	1,142,000	86	221	13,356	5,157	G B
296	Venezuela	Valencia	1,762,000	142	368	12,390	4,784	G B
914	Viet Nam	Can Tho	580,000	25	65	23,200	8,958	F B
360	Viet Nam	Da Nang	1,430,000	166	430	8,609	3,324	G B
319	Viet Nam	Hai Phong	1,623,000	220	569	7,386	2,852	G B
64	Viet Nam	Hanoi	6,576,000	372	963	17,685	6,828	G B
28	Viet Nam	Ho Chi Minh City	13,312,000	632	1,638	21,048	8,127	G B
683	Viet Nam	Hue	740,000	60	155	12,333	4,762	C B
893	Viet Nam	Nha Trang	590,000	60	155	9,833	3,797	C B
583	Viet Nam	Vung Tau	863,000	101	262	8,520	3,290	G B
656	Yemen	Aden	764,000	70	181	10,918	4,215	G B
795	Yemen	Al-Hudaydah	645,000	19	49	33,947	13,107	D B
171	Yemen	Sana	3,032,000	97	251	31,328	12,096	G B
529	Yemen	Ta'izz	960,000	46	119	20,833	8,044	G B
748	Zambia	Kitwe	679,000	72	185	9,486	3,663	G B
172	Zambia	Lusaka	2,949,000	121	313	24,378	9,412	G B
959	Zambia	Ndola	555,000	36	93	15,417	5,953	C B
975	Zimbabwe	Bulawayo	545,000	90	233	6,056	2,338	C B
183	Zimbabwe	Harare	2,817,000	322	833	8,760	3,382	G B

Urban density calculation: Current Year (2020) except where Population Basis ="A" where urban density figure (only) is for latest population year.