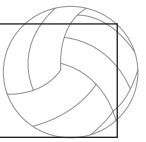
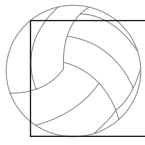


---

# CONTENTS



Presidents Report	2
Annual Report	4
Coaching Statistics	7
Umpiring Statistics	7
National Championship Results	7
Life Members	8
Patron	8
Board of Directors	8
Personnel	9
Regional Co-ordinators	9
Anne Clark Service Awards	10
NSW Membership Report	15
Directors Report	17
Financial Report	19



## PRESIDENT'S REPORT 2004

2005 has passed in very quick time, seems like not much longer than 3 seconds !

As an organisation we are continuing to grow and develop – this is sometimes a very painful process but as long as we keep our vision on where we are going and what we want to achieve, the process will always be worthwhile.

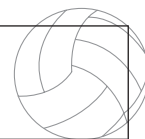
This has been evidenced in the tremendous amount of work that has been done on our governing documents with the outcome being that we now have a more workable, professional set of documents, aligned to what is expected in the business world, to assist us in moving forward and providing for and protecting our membership into the future. I sincerely thank those individuals who have spent an inordinate amount of time in this endeavour and I expressly thank the Districts for embracing the documentation.

Whilst we are striving to become more professional in our operation and service to members it is also remembered that our volunteers have a special place in our sport. We again acknowledged exceptional service to our sport with Keeley Devery and Carissa Tombs (Dalwood) being inducted into our Hall of Fame and Lesley Morgan, Kay Hodge, Helen Cane, Lynne Middleton and Helene Herbert being acknowledged with the Anne Clark Service Award. It was a pleasure to be able to also acknowledge the recipients of this Award over the past 30 years at a special Morning Tea held in conjunction with the Council Meeting in November.

The Waratah has again been represented very strongly, with dedication and with sportsmanship that makes one very proud to be a part of Netball NSW. Our 17's and 19's, ably led by Robert Wright and Lenore Blades did us proud in Darwin with the 17's being crowned National Champions, whilst Anita Keelan and Lisa Beehag followed up in Canberra with equally outstanding results. The sheer determination of the 21's saw them triumph over a week of illness to finish fourth and the Opens were determined to have their names etched in history on the Elix Shield as the first State to win an Open Nationals and the last. New South Wales was well represented in all age divisions for players selected into National talented identified programs and indeed the Open Squad and Team for the Commonwealth Games. Congratulations to all who were selected into a program and a special Good Luck to Selina Gilsenan, Susan Pratley, Alison Broadbent and Catherine Cox for the Commonwealth Games.

To the wonderfully supportive districts that hosted our flagship events – State-Age Baulkham Hills, Blacktown and Bankstown and State Championships – Maitland a very big thank you. To all the District personnel, our NSW Committees – Events, Umpires, and Selections, and Staff sincere thanks for all of the time and effort that you have given so freely to ensure that these events are successful.

We again enjoyed a magnificent Annual Dinner with all who attended expressing what a wonderful night of acknowledgement it was. In particular Samantha May as the recipient of the Nance Kenny Award and Catherine Cox receiving the Marilyn Melhuish CBT Player of the Year Award, and the announcement of the



inductees into the Hall of Fame. The increasing numbers of people attending the Dinner certainly are an indication that this event is one of the social highlights in our netballing calendar. A very special thank you to Anne Sargeant and Gail Eckert for their contribution to making this night such a success.

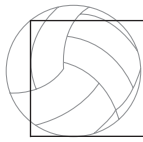
To the many sponsors that provide ongoing support to our organisation – we acknowledge and salute you – the Commonwealth Bank, TAB, McDonald's, Dairy Farmers, Sydney Olympic Park Authority, Court Craft, Denton Homes, Mitre Sports, Victor Sports, NBN, West Leagues Club Newcastle, NIB Health Funds, Cartridge World and the Motor Accidents Authority.

I would like to thank the Districts, our hardworking staff and the Board for the support and friendship that has been extended to me over the past year. You will see that Michele Murphy, Director of State Administration has chronicled all of the events of the past year, a year of many achievements and a lot of hard work by a lot of people. Thank you to you all for making our sport what it is today.

I look forward with anticipation to 2006 and what lies ahead for Netball NSW and I trust that you will all be a part of it.

**Wendy Archer AM**

*President*



# ANNUAL REPORT—BOARD OF DIRECTORS

**JANUARY** Board moves to restructure metropolitan academy program. Four squads of twenty players are selected from across metropolitan area for specialist training and to compete in the newly formed Academy Games held on the Central Coast.

Players Association announces partnership with Australia Workers Union.

**FEBRUARY** Pat Weston OAM awarded Distinguished Service Award from Sport NSW.

Netball NSW adopts Netball Australia Anti-Doping Policy for all members.

Entries close for State League competitions with 62 teams nominating for State League and 23 teams nominating for Inter District competition. The Region 1 Division 1 competition now includes development teams from the CBT teams, The NIB Hunter Jays and the Sydney Storm.

**MARCH** Plans announced for a possible new Netball NSW facility including indoor and outdoor courts, offices and a show court to be built in State government land outside of Blacktown, known as the Western Parklands. Initial meetings held with government departments and Blacktown and Mt Druitt Netball Associations. Consultants engaged to undertake feasibility study.

Sydney TAB Swifts media launch held at King Street Wharf, Sydney.

Carol Baiton, Director Sports Marketing retires from Board of Directors. Jan Troy elected to the position of Director Sports Marketing at AGM.

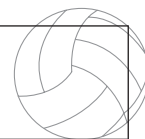
**APRIL** National Insurance Scheme for all members through JLT Sport in place nationally. Access for all members through [www.jltsport.com.au/NetballAustralia](http://www.jltsport.com.au/NetballAustralia)

SOPA Cup held with the English netball team, Fuji Film Force and Southern Sting from NZ and the Queensland Firebirds, Adelaide Thunderbirds, AIS Canberra Darter, McDonald's Hunter Jaegers and Sydney TAB Swifts all competing for the SOPA Cup with the Swifts, for the second year in a row, coming out victorious.

McDonald's Hunter Jaegers launched with much fanfare and attended by over 250 fans at the Wests Leagues Club.

First Metropolitan Regional Meeting held at Hills – this new concept will continue throughout the season with meetings being held at Camden, Inner West, Blacktown City and St. George.

NSW 17 & Under State Team wins national title in Darwin, defeating SA 32-23. Six NSW players selected into National 17 & Under TID Squads – Kimberley Borger, Maryanne



Hamilton, Jessica Mansell, Kellie Osborne, Breeana Powell and Lauren Russell. NSW 19 & Under team placed fourth with three players selected into National TID squad – Candice Gregory, Samantha May and Leah Shoard.

## **MAY**

Susan Pratley named Vice Captain of Australian 21 & Under team competing in World Youth Cup in Fort Lauderdale in July. Kimberlee Green, Emma Koster and Jackie Murphy also selected to represent Australia.

Netball NSW participates in Education Expo at Rosehill Racecourse utilising State League players to promote competition and netball.

## **JUNE**

Wendy Archer, President Netball NSW, awarded AM in Queens Birthday Honors List.

Arrive Alive State Championships held at Maitland for the first time. All divisions showed increased entries with the Open division now requiring two divisions to meet demand and the 17 years now crossing three divisions.

## **JULY**

Our largest ever Dairy Farmers State Age Championships held at Baulkham Hills, Blacktown and Bankstown with just under 300 teams competing over the three days of the Championships.

First CBT game ever played in Wollongong before 3,500 fans between Sydney TAB Swifts and McDonalds Hunter Jaegers and we welcome match sponsor BlueScope Steel.

McDonald's Hunter Jaegers play first CBT Sunday match in Newcastle and approx. 2,500 fans turn out to see the Jaegers defeat the Queensland Firebirds.

## **AUGUST**

NSW Player Keeley Devery is inducted into the NSW Hall of Champions.

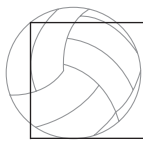
McDonald's Hunter Jaegers miss out on semi finals of CBT competition after losing to Melbourne Kestrels in final round game.

## **SEPTEMBER**

Sydney TAB Swifts defeated in grand final of CBT competition by Melbourne Phoenix.

McDonald's Hunter Jaegers Presentation Night held with Players Player being awarded to Katie Walker, Coaches Award to Katie Bradstock and Best and Fairest Player of the Year to Lara Welham.

Sydney Tab Swifts Presentation Night held with Player of the Year awarded to Catherine Cox.



State League forum held, open to all players and Districts to provide feedback on competition and discussion held on rules and future development.

Kimberlee Green is announced as recipient of Anne Clark AIS Scholarship.

**OCTOBER** Open and 21 & Under Nationals held in Canberra. NSW wins the last Open championship defeating Victoria in extra time.

21 & Under team, afflicted with illness, finish a gutsy fourth.

Courtcraft Night Inter District commences with a total of 62 teams competing in 9 divisions.

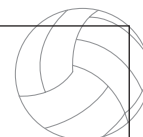
**NOVEMBER** Netball NSW Council adopts new Constitution as governing document.

Northern District Netball Club accepted for affiliation with Netball NSW as Woolgoolga Netball Association.

Netball NSW State Dinner held with Keeley Devery and Carissa Tombs inducted into Netball NSW Hall of Fame. Samantha May named as State League Player of the Year and NSW CBT Player of the Year awarded to Catherine Cox. Anne Clark Service Awards presented to Helene Herbert (St. George), Helen Cane (Baulkham Hills), Lynne Middleton (Orange), Lesley Morgan (Sutherland) and Kay Hodge (Ulladulla).

McDonald's Hunter Jaegers office relocated to The Forum at Newcastle University.

**DECEMBER** Netball Australia membership categories adopted for Netball NSW, being Juniors 11 to 17 years in the year of play, Seniors 18 years and over, Netta 8 to 10 years and FunNet up to 7 years – effective for 2006 registrations.



## COACHING STATISTICS

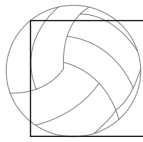
	2004		2005	
	In Year	To Date	In Year	To Date
O.T.C.	1,414	16,724	1,368	18,092
Level 1	292	3,788	524	4,312
Level 2	2	59	4	63
Level 3	0	4	0	4

Note: These are finalised course figures.

## UMPIRING STATISTICS

	2004		2005	
	In Year	To Date	In Year	To Date
Theory Certificates	2,438	39,319	2,718	42,037
Section 2 Theory	1	150	1	151
Level 1 Accreditations	910	14,401	1,500	15,901
Level 2 Accreditations	14	2,456	30	2,486
C Badges	150	5,410	143	5,553
B Badges	26	1,096	13	1,109
A Badges	2	150	4	154
AA Badges	0	28	0	28

Note: these figures are at the time of the report and do not allow for late advices from Associations



## LIFE MEMBERS

1950	Miss E Matheson (deceased)
1952	Mrs Edna Ross (deceased)
1964	Miss Margaret Morris
1966	Mrs Nance Kenny
1967	Mrs Marie Dundon (deceased)
1968	Miss Anne Clark (deceased)
1970	Mrs Amy Dobbie (deceased)
1970	Miss Dorothy McHugh
1972	Mrs Eileen Percy (deceased)
1974	Mrs May Hackett (deceased)
1975	Mrs Moira McGuinness
1978	Mrs Pat Weston
1980	Mrs Neita Matthews
1981	Mrs Marj Groves (deceased)
1982	Mrs Margaret Corbett
1982	Mrs Barbara Long
1985	Mrs Audrey Davis
1989	Mrs Marie Dunn
2000	Mrs Lynn Quinn
2002	Mrs Anne Doring
2004	Mrs Marilyn Melhuish OAM

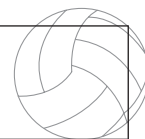
## PATRON

Neita Matthews  
Hon. Faye Lo'Po AM

## BOARD OF DIRECTORS

President	Mrs Wendy Archer AM
Vice President	Mr Rodney Watson
Director, State Administration	Ms Michele Murphy
Director, Finance	Mr John Hahn
Director, Sports Marketing	Mrs Carol Baiton (to March 2005) Mrs Jan Troy (from March 2005)
Director, Championships & Competitions	Mrs Lynn Quinn
Director, Technical Services	Mrs Jennie Webster
Director, General Manager	Mr Ian Harkness



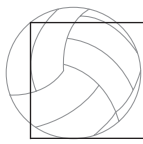


## PERSONNEL

Technical Services Manager	Carolyn Campbell
Marketing & Events Manager	Gail Eckert
Finance & Admin Manager	Kate Patterson
Umpire Education Officer	Jan Simpson
Umpire Administrator	Julie Wilkinson (to January 2005)
	Mark Beer (from Feb 2005 to September 2005)
	Jade Bull (from September 2005)
Player Development Officer	Christine Irwin
Coach Administrator	Mark Heathcote
Media & Public Relations	Catherine Sneddon (from March 2005)
Swifts Administrator	Briony Akle
Jaegers Administrator	Vicki Chateau (to September 2005)
	Janelle Entwistle (from October 2005)
Member & Web Services	Tim Gilbert (to March 2005)
	Richard Benn (from March 2005)
Office Administrator	Renee Payne (to March 2005)
	Jade Bull (from March 2005 to September 2005)
	Joanna Lamont (from September 2005)
Database Support	David Simpson
Anne Clark Centre Officer	John McCue

## REGIONAL CO-ORDINATORS

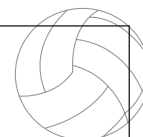
Far North Coast	Leslie Kirk
North Coast	Narelle Stokes (to February 2005)
	Edwina Brown (from February 2005 to May 2005)
	Narelle Stokes (from July 2005)
Hunter	Nerida Lucas
Northern Inland	Debbie Clark
South Coast	Margaret Holmes (to November 2005)
Riverina	Keryn Boundy
Western	Rachel Hughes



## ANNE CLARK SERVICE AWARDS

1976	Margaret Corbett Jean Gee Moiria McGuinness Irene Pychtin	Sutherland Shire Manly Warringah Sutherland Shire Eastwood Ryde	1996	Ivy Haughey Margaret McGrath Sue Mitchell	St George Lakeside Shoalhaven
1977	Val Curran Marj Groves* Pam Hall Gai O'Sullivan Joy Waite (Lister)	Illawarra Sutherland Shire Manly Warringah Eastwood Ryde Manly Warringah	1997	Maureen Long Madeleine Allen Joy Charles Noeline Boyce Irene Murray	Liverpool West Lakes Illawarra Maitland Charlestown
1978	Edna Jenkin* Barbara Long Neita Matthews Betty Moore Jean Peare Mavis Shipway* Gladys Waugh	Illawarra Liverpool City Eastwood Ryde Bankstown City Hawkesbury Sutherland Shire St George	1998	Eulalie Hayes Kath Fullagar	Grafton Bankstown City
1979	Evelyn Bywater Agnes Ellis* Molly Smith*	Western Suburbs Sutherland Shire Lakeside	1999	Margaret Smith Joan Burge Pat Bishop	Penrith Northern Suburbs Sutherland
1980	Val Oliver Kath Whiteley	Illawarra Liverpool City	2000	Joan Marscham Shirley Fitzgerald Brenda Williams Shirley Connolly Maureen Boyle	Eastwood Ryde Lakeside Kuring-gai Campbelltown Manly Warringah
1981	Clare Lear	Illawarra	2001	Barbara Bird Joan Brook Christine Byng* Maureen Goetze Coralie Newman	Maitland Gosford Bankstown Blue Mountains Manly Warringah
1982	Pat Craig Margaret Elder Evelyn Langbein	Gosford Baulkham Hills Manly Warringah	2002-Mar	Pam Guyer June Jarmain Yvonne Keegan Lesley Quinn Gwen Winsor	Macleay Westlakes Orange Northern Suburbs Manly Warringah
1983	Beatrice Bessell Myra Bradley Maureen Greentree* Robyn Kenny Beryl Mooney*	Hawkesbury Illawarra Sutherland Shire Forbes Tamworth	2002-Nov	Carmel Higgins Vera Wiltshire Valda Hampson Estelle Lawler Margaret Burke	Blue Mountains Manly Warringah Woy Woy Liverpool Sutherland
1984	Adele Saunders	Newcastle	2003	Robyn Bates Laurie Bissaker Roslyn De Luca Colleen Kime Dianne Pascoe	Eastwood Ryde Inner Western Suburbs Manly Warringah Blue Mountains Charlestown
1986	Dot Lockwood June Roby	Tamworth Westlakes	2004	Helen Andrews Len Burgess Betty Greenaway Rena Spears Patricia Yeomans	St George Hills Fairfield Queanbeyan Parramatta Auburn
1987	Joan Buttriss* Marie Dunn Betty McGirr Gai Urquhart	Penrith Parramatta Auburn Illawarra Newcastle	2005	Helen Cane Lynne Middleton Helene Herbert Lesley Morgan Kay Hodge	Baulkham Hills Orange St George Sutherland Ulladulla
1988	Carol Baiton	Young/Shoalhaven			
1990	Lorna Allen Val Lalor* Peggy Moore Cath Penning	Newcastle Eastwood Ryde Singleton Liverpool City			
1991	Jeanette Wright	Ku-Ring-Gai			
1992	Nance Dwyer Sheila Eather*	Newcastle Hawkesbury			
1993	Clare Loughland	Manly Warringah			
1994	Frances Smith Jill Beckhaus Myrtle Williams Anne Marie Osborne	Tamworth Penrith Sutherland Lithgow			

\* Deceased



## NSW NATIONAL CHAMPIONS

Opens	21 & Under	19 & Under	17 & Under
1926	1974	1988	1985
1956 Shared SA / VIC	1977 Shared VIC	1992	1986
1976 Shared SA / WA	1980	1994	1989
1979 Shared SA	1983	1995	1990
1984	1984	1999	1993
1985	1985	2002	1994
1987	1987		1995
1988	1988		1999
1989	1989		2000
1990	1993		2005
1991	1998		
1992			
1993			
1994			
1997		17 & Under	Winner
1999		19 & Under	Fourth
2004		21 & Under	Fourth
2005		Opens	Winners

## NATIONAL CHAMPIONSHIP RESULTS

## COMMONWEALTH BANK TROPHY PREMIERS

2001	Sydney TAB Swifts	Def	Adelaide Thunderbirds	57	32
2004	Sydney TAB Swifts	Def	Melbourne Phoenix	52	51

## INDUCTEES - NETBALL NSW HALL OF FAME

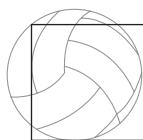
2004	Anne Clark Amy Dobbie Sue Kenny Anne Sargeant	2005	Carissa Tombs Keeley Devery
------	--	------	--------------------------------

## MARILYN MELHUIH AWARDS - NSW CBT PLAYER OF THE YEAR

2003	Mo'onia Gerrard	Sydney Sandpipers
2004	Alison Tucker	Hunter Jaegers
2005	Catherine Cox	Sydney Swifts

## NANCE KENNY MEDAL - STATE LEAGUE PLAYER OF THE YEAR

2000	Shay Barley	NSWIS
2001	Nerida Stewart	Kuring-gai
2002	Nerida Stewart	Kuring-gai
2003	Tanya Lund	Manly Warringah
2004	Kelly Adamson	Penrith
	Megan Bertenshaw	Hawkesbury
2005	Samantha May	Sydney Storm



# HUNTER JAEGERS

## McDONALD HUNTER JAEGERS PLAYER APPEARANCES 2004-2005

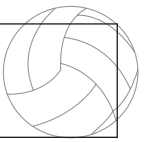
PLAYER NUMBER	NAME	Jaegers Games	Other Games	TOTAL CBT Games
1	Raegan Jackson	14	78 (Swifts)	92
2	Alison Tucker	27	53 (Ravens), 27 (S'pipers)	107
3	Rebecca Chapman	14	48 (Firebirds)	62
4	Annabel Gazzoli	25	4 (S'pipers)	29
5	Kimberlee Gilmour	25	7 (Swifts)	32
6	Danielle Harvey	5	53 (S'pipers)	58
7	Lara Welham	28	14 (S'pipers)	42
8	Jane Menzies	28	2 (Firebirds)	30
9	Kimberley Purcell	27	7 (S'pipers)	34
10	Katie Walker	22	-	22
11	Cirsty Monaghan	12	-	12
12	Hannah Hauser	9	(9 S'pipers)	18
13	Karen Thew	4	4 (Swifts)	8
14	Jane Altschwager	12	5 (T-birds), 50 Swifts	67
15	Katie Bradstock	12	12 (Darters)	24
16	Corinne Tippett	1	3 (Darters)	4
17	Daneka Wipiiti	2	-	2

## COACHES RECORDS

Coach	Year	Coached	Won	Lost	Draw	Win %
Maria Lynch	2004-2005	28	11	17	0	39%

## 2005 RESULTS

Round					
1	Hunter Jaegers	53	Def	Queensland Firebirds	36
2	Sydney Swifts	68	Def	Hunter Jaegers	28
3	Melbourne Phoenix	57	Def	Hunter Jaegers	51
4	Adelaide Thunderbirds	70	Def	Hunter Jaegers	42
5	Hunter Jaegers	69	Def	Melbourne Kestrels	44
6	Hunter Jaegers	54	Def	Perth Orioles	48
7	Melbourne Phoenix	73	Def	Hunter Jaegers	47
8	Hunter Jaegers	58	Def	Canberra Darters	43
9	Sydney Swifts	62	Def	Hunter Jaegers	50
10	Adelaide Thunderbirds	57	Def	Hunter Jaegers	40
11	Hunter Jaegers	54	Def	Queenslands Firebirds	48
12	Hunter Jaegers	49	Def	Canberra Darters	46
13	Hunter Jaegers	56	Def	Perth Orioles	50
14	Melbourne Kestrels	59	Def	Hunter Jaegers	49

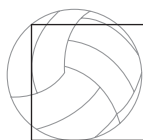


## SANDPIPERS PLAYER APPEARANCES 1997 - 2003

PLAYER NUMBER	NAME	Sandpipers Games	TOTAL CBT Games
1	Sue Kenny	12	12
2	Carissa Tombs	25	25
3	Natalie Avellino	71	84
4	Sharon Finnan	27	68
5	Kirsten Moore	36	36
6	Natalie Read	3	3
7	Vicki Roberts	25	25
8	Danielle Harvey	53	58
9	Christine O'Connor	34	34
10	Kristina Bazdaric	1	1
11	Natalie Forrester	1	1
12	Karen Miller	7	80
13	Nicole Cusack	8	22
14	Natalie Sloane	15	84
15	Megan Anderson	13	120
16	Kristy Doyle	27	42
17	Maree Turnball	1	1
18	Abby Teare	1	23
19	Katrina McCaffery	37	47
20	Joanne Morgan	68	99
21	Ollivia Beveridge	8	8
22	Alison Tucker	27	94
23	Mo'onia Gerrard	67	67
24	Sarah Leach	15	15
25	Kate Cransie	20	46
26	Sam Andrews	3	53
27	Michelle Neville	24	24
28	Sarah Barrett	16	48
29	Nicole McMahon	51	51
30	Paula Peralta	2	3
31	Megan Fleiner	12	14
32	Amy Stevens	10	25
33	Penny Wannop	29	30
34	Annika Menke	2	2
35	Shay Barley	21	26
36	Hannah Hauser	9	12
37	Lara Welham	14	28
38	Kimberley Purcell	7	20
39	Alex Hodge	26	115
40	Zoe Uphill	2	2
41	Annabel Gazzoli	4	17
42	Kelly Adamson	10	50
43	Jacqui Roberts	10	36
44	Maree Tyndall	1	1

## COACHES RECORDS

Coach	Years	Coached	Won	Lost	Draw	Win %
Margaret Corbett	1997-1999	43	14	28	1	33%
Lenore Blades	2000-2001	30	18	11	1	60%
Anita Keelan	2002-2003	28	12	15	1	43%



# SYDNEY TAB SWIFTS

## SYDNEY TAB SWIFTS PLAYER APPEARANCES 1997 - 2005

PLAYER NUMBER	NAME	Swifts Games	Other Games	TOTAL CBT Games
1	Catriona Wagg	49	-	49
2	Liz Ellis	144	-	144
3	Megan Anderson	107	17 (Ravens), 13 (S'pipers)	137
4	Alison Broadbent	139	-	139
5	Catherine Cox	109	25 (Orioles)	134
6	Raegan Jackson	78	14 (Jaegers)	92
7	Victoria Saywell	40	-	40
8	Sharyn Hill	5	-	5
9	Erin Culnane	11	-	11
10	Joanne Morgan	31	68 (S'pipers)	99
11	Karen Miller	35	7 (S'pipers), 38 (F'birds)	80
12	Nerida Stewart	24	-	24
13	Julie Harrison	4	-	4
14	Kelly Adamson	40	10 (S'pipers)	50
15	Selina Gilsean	93	-	93
16	Amy Stevens	1	14 (Orioles), 10 (S'pipers)	25
17	Natalie Sloane	33	15 (S'pipers), 10 (T'birds), 26 (F'brids)	84
18	Briony Akle	53	-	53
19	Susan Diver-Tuck	4	-	4
20	Shay Barley	5	21 (S'pipers)	26
21	Hayley McKivat	2	-	2
22	Jane Altschwager	50	5 (T-birds), 12 (Jaegers)	67
23	Michelle Gillett	5	15 (Firebirds)	20
24	Casey Bye	8	-	8
25	Sarah Barrett	49	16 (S'pipers)	65
26	Kimberlee Gilmour	7	15 (Jaegers)	32
27	Vanessa Ware	19	-	19
28	Nardia Fitzgerald	13	-	13
29	Paula Peralta	1	2 (S'pipers)	3
30	Kimberlee Green	12	11 (Darters)	23
31	Marjorie Parr	1	-	1
32	Mo'onia Gerrard	7	67 (S'pipers)	74
33	Karen Thew	4	4 (Jaegers)	8
34	Narelle Eather	3	-	3
35	Sepi Langi	1	-	1
36	Samantha May	3	-	3
37	Erin Bell	4	-	4
38	Adelaide Johnson	2	-	20
39	Lauren Berger	1	-	1

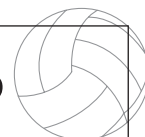
## COACHES RECORDS

Coach	Years	Coached	Won	Lost	Draw	Win %
Julie Fitzgerald	1997-2005	146	105	39	2	72%

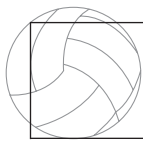
## 2005 RESULTS

Round					
1	Sydney TAB Swifts	63	Def	Perth Orioles	32
2	Sydney TAB Swifts	68	Def	McDonalds Hunter Jaegers	28
3	Sydney TAB Swifts	58	Def	Melbourne Kestrels	39
4	Sydney TAB Swifts	70	Def	AIS Canberra Darters	47
5	Sydney TAB Swifts	60	Def	Medibank Adelaide Thunderbirds	49
6	Sydney TAB Swifts	65	Def	Melbourne Phoenix	54
7	Sydney TAB Swifts	60	Def	Melbourne Kestrels	41
8	Sydney TAB Swifts	65	Def	Queensland Firebirds	39
9	Sydney TAB Swifts	62	Def	McDonalds Hunter Jaegers	50
10	Sydney TAB Swifts	70	Def	AIS Canberra Darters	45
11	Sydney TAB Swifts	69	Def	Perth Orioles	39
12	Sydney TAB Swifts	64	Def	Queensland Firebirds	46
13	Melbourne Phoenix	57	Def	Sydney TAB Swifts	40
14	Medibank Adelaide Thunderbirds	62	Def	Sydney TAB Swifts	56
Major Semi	Melbourne Phoenix	49	Def	Sydney TAB Swifts	47
Preliminary Final	Sydney TAB Swifts	63	Def	Medibank Adelaide Thunderbirds	43
Grand Finals	Melbourne Phoenix	61	Def	Sydney TAB Swifts	44

The accompanying notes form part of these financial statements

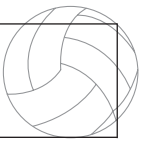


As at 23.01.06	Senior		Junior Fun Net & Netta		Non Player		termedia		PWD		Total 2004	Total 2005
	2004	2005	2004	2005	2004	2005	2004	2005	2004	2005		
	ARMIDALE	236	122	213	438	7	8	169	0			625
BALLINA	154	111	356	453	9	8	136	18			655	590
BANKSTOWN CITY	820	673	939	1389	162	150	401	0			2322	2212
BATHURST	427	341	348	722	44	58	246	0			1065	1121
BAULKHAM HILLS	976	805	1544	2609	212	157	623	0			3355	3571
BELLINGEN	80	52	50	57	0	0	18	0			148	109
BLACKTOWN	1080	885	1090	1884	196	177	533	0			2899	2946
BLAYNEY	49	36	116	165	4	0	44	0			213	201
BLUE MOUNTAINS	522	348	483	811	178	193	267	0			1450	1352
BOOROWA	54	13	71	83	2	0	16	0			143	96
BOURKE	162	100	86	0	0	0	79	0			327	100
BROKEN HILL	75	41	86	126	0	2	79	0			240	169
BRUNSWICK BYRON	73	85	137	232	23	20	97	0			330	337
CAMDEN	404	288	655	1045	43	112	257	0			1359	1445
CAMPBELLTOWN	758	573	595	1230	153	162	485	0			1991	1965
CASINO	80	71	144	240	2	2	82	0			308	313
CENTRAL WESTERN	52	35	122	115	16	13	50	0			240	163
CESSNOCK	410	328	388	585	66	42	194	0			1058	955
CHARLESTOWN	460	327	553	833	43	43	217	0			1273	1203
CITY OF SYDNEY	134	116	1	0	2	1	23	0			160	117
COBAR	68	33	34	57	4	0	25	1			131	91
COFFS HARBOUR	229	166	308	548	43	45	144	0			724	759
CONDOBOLIN	60	47	121	169	0	0	37	0			218	216
COONABARABRAN	82	0	0	0	0	0	0	0			82	0
COOMA	47	17	139	185	8	1	63	0			257	203
COONAMBLE	121	0	69	0	0	0	13	0			203	0
COOTAMUNDRA	1	54	96	160	0	0	2	0			99	214
COWRA	49	54	153	254	7	0	45	0			254	308
DUBBO	248	154	254	597	51	53	214	3			767	807
DUNGOG	90	80	129	175	0	11	20	0			239	266
EASTWOOD RYDE	1262	980	1438	2284	234	317	680	0			3614	3581
EUROBODALLA	125	70	264	473	8	1	187	0			584	544
FAIRFIELD CITY	549	340	637	882	93	72	334	0			1613	1294
FARRER LEAGUE	167	163	33	107	3	4	35	0			238	274
FORBES	98	93	0	230	0	13	16	0			114	336
GLEN INNES	70	47	130	196	7	3	46	0			253	246
GLOUCESTER	55	51	74	122	5	6	39	0			173	179
GOSFORD	801	646	1077	1624	46	92	423	13			2347	2375
GOULBURN	77	42	111	220	13	11	82	0			283	273
GRAFTON	143	117	231	431	19	24	87	0			480	572
GREAT LAKES	111	52	251	411	23	28	132	1			517	492
GRENFELL	74	65	60	87	0	0	22	0			156	152
GRIFFITH	237	149	444	634	6	2	171	0			858	785
GROUP 14	46	30	64	429	1	6	49	0			160	465
GUNNDAH	100	46	131	254	9	15	52	0			292	315
HASTINGS VALLEY	301	434	574	963	61	37	329	0			1265	1434
HAWKESBURY CITY	435	267	682	1029	138	60	315	14			1570	1370
HAY	210	0	44	0	0	0	42	0			296	0
HILLS DISTRICT	1255	945	1223	2243	243	212	773	0			3494	3400
HILLSTON	44	60	0	7	0	0	4	0			48	67
HUME	319	264	295	472	57	65	128	0			799	801
ILLAWARRA	659	530	1297	2040	149	146	534	0			2639	2716
INNER WESTERN	548	439	1101	1683	90	97	467	0			2206	2219
INVERELL	44	0	197	0	1	0	78	0			320	0
JINDABYNE	136	0	0	0	0	0	16	0			152	0
KIAMA	215	137	313	563	83	86	162	0			773	786
KU RING GAI	850	1114	1339	2121	198	246	552	0			2939	3481
KURRI KURRI	77	18	165	223	0	11	33	0			275	252
KYOGLE	41	0	30	0	0	0	37	0			108	0
LAKE CARGELLIGO	56	34	30	14	0	0	9	0			95	48
LAKESIDE	377	277	750	1109	29	58	258	0			1414	1444
LEETON	127	48	153	304	6	5	84	0			370	357
LISMORE	463	391	295	522	27	38	189	0			974	951
LITHGOW	132	103	107	162	13	8	45	0			297	273
LIVERPOOL	424	412	673	1095	112	89	296	0			1505	1596
LOWER CLARENCE	102	44	214	279	24	22	98	0			438	345
MACLEAY	196	112	285	450	20	33	102	0			603	595
MAITLAND	381	302	786	1241	60	89	355	0			1582	1632
MANLY WARRINGAH	1220	887	2009	3208	220	214	912	0			4361	4309
MOREE	77	20	103	151	0	0	54	0			234	171
MOUNT DRUITT	309	210	473	624	23	37	140	0			945	871
MUDGEE	230	161	349	515	20	16	141	0			740	692
MUSWELLBROOK	136	56	190	399	41	22	152	0			519	477



NAMBUCCA	10	9	166	221	12	12	72	0	260	242
NARRANDERA	89	64	61	102	0	1	18	0	168	167
NARRABRI	83	75	110	174	9	7	48	0	250	256
NELSON BAY	128	116	313	430	4	0	120	0	565	546
NEWCASTLE	1187	857	1568	2576	208	153	722	56	3685	3642
NORTHERN RIVERINA	67	72	60	163	1	0	41	0	169	235
NORTHERN SUBURBS	1637	1258	1545	3108	327	300	985	0	4494	4666
NYNGAN	48	0	57	0	0	0	15	0	120	0
ORANGE	443	164	527	902	32	13	335	0	1337	1079
PARKES	107	79	146	285	5	6	57	0	315	370
PARRAMATTA/	425	430	207	739	24	70	211	0	867	1239
PENRITH	1249	1076	1349	2240	169	141	634	0	3401	3457
PORT STEPHENS	193	151	280	409	47	67	149	0	669	627
QUEANBEYAN	120	147	364	362	43	38	98	0	625	547
QUIRINDI	35	19	93	105	2	0	33	0	163	124
RANDWICK	1230	955	1180	1964	57	112	588	0	3055	3031
MURRUMBIDGEE VALLEY	207	142	44	117	14	10	59	0	324	269
SAPPHIRE COAST	249	168	351	613	25	12	190	0	815	793
ST GEORGE	558	511	649	1128	59	83	325	0	1591	1722
SCONE	94	75	128	172	3	5	50	0	275	252
SHOALHAVEN	239	233	312	507	35	43	161	0	747	783
SINGLETON	215	232	347	609	24	26	184	0	770	867
SOUTHERN HIGHLAND	104	90	273	435	6	28	118	0	501	553
SUTHERLAND SHIRE	2928	2491	1515	2852	557	287	1102	31	6102	5661
TAMWORTH	271	173	743	1320	33	55	401	0	1448	1548
TAREE	216	147	374	501	28	39	153	0	771	687
TEMORA	3	0	93	109	3	3	32	0	131	112
TENTERFIELD	32	28	17	6	0	0	14	0	63	34
TUMUT	166	102	199	378	8	11	108	0	481	491
ULLADULLA	52	37	135	141	15	11	43	0	245	189
WAGGA WAGGA	806	743	799	1230	44	51	403	0	2052	2024
WARRIALDA	43	29	29	53	0	0	20	0	92	82
WELLINGTON	47	41	105	153	20	13	50	0	222	207
WESTLAKES	160	86	287	413	51	41	124	0	622	540
WEST WYALONG	98	65	79	119	6	7	37	0	220	191
WOLLONDILLY	245	92	271	404	29	64	122	0	667	560
WOY WOY	218	137	252	453	60	60	141	0	671	650
WYONG	512	396	1105	1668	97	83	398	0	2112	2147
YASS	122	79	160	190	5	1	67	0	354	270
YOUNG	150	75	231	233	0	7	89	0	470	315
<b>TOTAL=</b>	<b>36066</b>	<b>27755</b>	<b>44426</b>	<b>72547</b>	<b>5419</b>	<b>5303</b>	<b>21756</b>	<b>137</b>	<b>107667</b>	<b>105742</b>





**THE NEW SOUTH WALES NETBALL ASSOCIATION LIMITED**  
**A.B.N. 19 001 685 007**  
**A COMPANY LIMITED BY GUARANTEE**

---

## DIRECTORS' REPORT

Your Directors present their report on the Company for the financial year ended 31 December 2005.

In accordance with a resolution of the Directors, the Directors state:

### **DIRECTORS**

The names of the Directors in office at any time during or since the end of the financial year are:

W Archer, R Watson, C Baiton (resigned 20 March 2005), J Hahn, I Harkness, M Murphy, L Quinn, J Troy (appointed 20 March 2005) and J Webster.

Directors have been in office since the start of the financial year to the date of this report unless otherwise stated.

### **PRINCIPAL ACTIVITIES**

The principal activities of the Company during the financial year were to organize and administer the sport of netball throughout New South Wales.

No significant change in the nature of these activities occurred during the year.

### **NUMBER OF MEMBERS**

The number of Members registered in the Register of Members as at 31 December 2005 was 105,288 (2004: 106,170).

### **OPERATING RESULTS**

The Company made a profit from ordinary activities for the financial year of \$13,456 (2004: \$35,131).

### **REVIEW OF OPERATIONS**

#### Affiliation Fees, Capitation Fees and Annual Subscriptions

Consistent with prior years, the fees received for the year commencing 1 April 2005 have been accounted for as held in advance for the period January to March 2006. Whilst the financial year is aligned with the calendar year, the membership year remains the period April to March, and accordingly, a portion remains held in advance at year end.

The Directors have provided in the financial year ended 31 December 2005, for the capitation fees payable during the following financial year to the national body, All Australia Netball Association, as these are based on the membership as at 31 December 2005. Whilst payable in the following year, the amount is payable in respect to the membership at that year-end.

#### Player Insurance

For the 2004/2005 season, the Company took part in a new national player insurance scheme. Previously the Company acted as a collection agent for the insurer, collecting fees from each player, and forwarding the amounts collected to the insurance agent. With this new scheme, the Company itself is insured as part of a National Scheme for all registered players', however the Company continues to collect an insurance fee as part of the player registration fee to fund the ongoing maintenance of this insurance policy. The policy is aligned with the year commencing 1 April 2005, and as such an insurance prepayment has been brought to account in the balance sheet. With respect to the insurance fees collected, these are for the period April to March, and accordingly, a portion remains held in advance at year end.

### **STATE OF AFFAIRS**

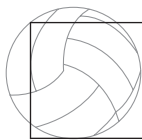
In the opinion of the Directors, there were no significant changes in the state of affairs of the Company that occurred during the financial year under review nor any significant changes likely to affect the state of affairs of the Company in future financial years.

### **LIKELY DEVELOPMENTS**

Likely developments in the operations of the Company and the expected results of those operations in future financial years have not been included in this report as the inclusion of such information is likely to result in unreasonable prejudice to the Company.

### **ENVIRONMENTAL REGULATION**

The Company's operations are not regulated by any significant environmental regulation under a law of the Commonwealth or of a State or Territory.



## THE NEW SOUTH WALES NETBALL ASSOCIATION LIMITED

A.B.N. 19 001 685 007

A COMPANY LIMITED BY GUARANTEE

### DIRECTORS' REPORT (CONTINUED)

#### EVENTS SUBSEQUENT TO BALANCE DATE

No matter or circumstance has arisen since the end of the financial year which significantly affected or may significantly affect the operations of the Company, the results of those operations or the state of affairs of the Company in subsequent years.

#### DIVIDENDS AND OPTIONS

No dividends or options were issued to Members during the financial year, nor throughout the life of the Company.

#### INFORMATION ON DIRECTORS IN OFFICE AT THE DATE OF THIS REPORT

**W Archer** President – Board member since 20 March 1999. Company Director.

**J Hahn** Director Finance – Board member since 26 March 2000. Company Director.

**R Watson** Director – Board member since 29 March 2003.

**M Murphy** Director State Administration – Board member since 11 November 1995.

**J Webster** Director Technical Services – Board member since 9 November 1996.

**J Troy** Director Sports Marketing – Board member since 20 March 2005.

**L Quinn** Director Championships & Competitions – Board member since 14 March 1998.

**I Harkness** General Manager – Board member since 5 June 2000.

#### ATTENDANCE AT DIRECTORS MEETINGS

Name	Meetings Attended	Meetings Eligible to Attend
W Archer	25	26
R Watson	25	26
J Hahn	25	26
M Murphy	25	26
J Webster	23	26
C Baiton (resigned 20 March 2005)*	5	6*
L Quinn	25	26
J Troy (appointed 20 March 2005)*	19	20*
I Harkness	24	26

\* Figures represent the maximum number of Board Meetings Directors were eligible to attend

#### DIRECTORS' INDEMNITY

The Company has provided for and paid premiums during the year for current Directors' and Officers' liability insurance. The Directors have not included the details of the nature of the liabilities covered or the amount of the premium paid in respect of the Directors' and Officers' liability insurance contracts, as such disclosure is prohibited under the terms of the contract.

No person has applied for leave of the Court to bring proceedings on behalf of the Company or to intervene in any proceedings to which the Company is a party for the purpose of taking responsibility on behalf of the Company for all or any part of those proceedings.

Signed in accordance with a resolution of the Board of Directors:

W ARCHER  
President

J HAHN  
Director

Dated this 24<sup>th</sup> day of January 2006



**BKR Walker Wayland  
(NSW Partnership)  
Chartered Accountants**

8th Floor  
55 Hunter Street Sydney

GPO Box 4836 Sydney  
NSW 2001 Australia

Telephone +61 2 9951 5400  
Facsimile +61 2 9951 5454  
mail@bkrwnsw.com.au

Website [www.bkrww.com.au](http://www.bkrww.com.au)

**AUDITOR'S INDEPENDENCE DECLARATION UNDER SECTION 307C OF THE  
CORPORATIONS ACT 2001 TO THE DIRECTORS OF THE NEW SOUTH WALES NETBALL  
ASSOCIATION LIMITED**

I declare that, to the best of my knowledge and belief, during the year ended 31 December 2005 there have been:

- (i) no contraventions of the auditor's independence requirements as set out in the *Corporations Act 2001* in relation to the audit/review; and
- (ii) no contraventions of any applicable code of professional conduct in relation to the audit

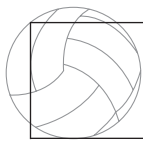
**BKR WALKER WAYLAND  
(NSW PARTNERSHIP)**  
Chartered Accountants

**A STEPHEN ROGER**  
Partner

Dated this the 25<sup>th</sup> day of January 2006

Partners: AS Roger, HC Thomas, RS Woods, SE Arnold, TF Tyler  
Consultants: PM Greenwood, PJ Longhurst  
Independent members of BKR International and BKR Walker Wayland National Association Inc.

Liability is limited by a  
scheme approved under  
Professional Standards  
Legislation



**THE NEW SOUTH WALES NETBALL ASSOCIATION LIMITED**  
A.B.N. 19 001 685 007  
A COMPANY LIMITED BY GUARANTEE

**STATEMENT OF FINANCIAL PERFORMANCE  
FOR THE YEAR ENDED 31 DECEMBER 2005**

	Note	2005 \$	2004 \$
<b>REVENUE FROM ORDINARY ACTIVITIES</b>	2	<u>4,089,952</u>	<u>3,938,835</u>
<b>EXPENSES</b>			
Sports centre operating expenses		(262,991)	(246,232)
Administration expenses		(1,894,242)	(1,826,065)
Coaching and umpiring expenses		(203,717)	(439,726)
Teams and representation expenses		<u>(1,556,347)</u>	<u>(1,175,303)</u>
		<u>(3,917,297)</u>	<u>(3,687,326)</u>
<b>EARNINGS BEFORE SIGNIFICANT ITEMS DEPRECIATION AND AMORTISATION</b>		172,655	251,509
Significant revenue items		-	35,148
Significant expense items		(59,864)	(153,385)
Depreciation and amortisation		(99,335)	(98,141)
<b>PROFIT FROM ORDINARY ACTIVITIES BEFORE INCOME TAX EXPENSE</b>	3	<u>13,456</u>	<u>35,131</u>
Income tax expense relating to ordinary activities	1(a)	-	-
<b>PROFIT (LOSS) FROM ORDINARY ACTIVITIES ATTRIBUTABLE TO MEMBERS</b>	13	<u>13,456</u>	<u>35,131</u>
<b>TOTAL CHANGES IN EQUITY ATTRIBUTABLE TO MEMBERS</b>		<u>13,456</u>	<u>35,131</u>

*The accompanying notes form part of these financial statements*

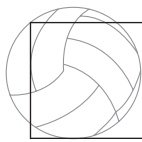


**THE NEW SOUTH WALES NETBALL ASSOCIATION LIMITED**  
**A.B.N. 19 001 685 007**  
**A COMPANY LIMITED BY GUARANTEE**

**STATEMENT OF FINANCIAL POSITION**  
**FOR THE YEAR ENDED 31 DECEMBER 2005**

	Note	2005 \$	2004 \$
<b>CURRENT ASSETS</b>			
Cash assets	4	847,987	719,064
Receivables	5	38,790	71,048
Inventories	6	21,415	24,139
Other	7	200,678	165,903
<b>TOTAL CURRENT ASSETS</b>		<u>1,108,870</u>	<u>980,154</u>
<b>NON-CURRENT ASSETS</b>			
Property, plant and equipment	8	560,416	604,805
<b>TOTAL NON-CURRENT ASSETS</b>		<u>560,416</u>	<u>604,805</u>
<b>TOTAL ASSETS</b>		<u>1,669,286</u>	<u>1,584,959</u>
<b>CURRENT LIABILITIES</b>			
Payables	9	67,607	60,136
Provisions	10	505,441	426,253
Other	11	492,942	508,730
<b>TOTAL CURRENT LIABILITIES</b>		<u>1,065,990</u>	<u>995,119</u>
<b>NON-CURRENT LIABILITIES</b>			
Provisions	10	-	-
<b>TOTAL NON-CURRENT LIABILITIES</b>		<u>-</u>	<u>-</u>
<b>TOTAL LIABILITIES</b>		<u>1,065,990</u>	<u>995,119</u>
<b>NET ASSETS</b>		<u>603,296</u>	<u>589,840</u>
<b>EQUITY</b>			
Retained profits	13	603,296	589,840
<b>TOTAL EQUITY</b>		<u>603,296</u>	<u>589,840</u>

*The accompanying notes form part of these financial statements*



**THE NEW SOUTH WALES NETBALL ASSOCIATION LIMITED**  
**A.B.N. 19 001 685 007**  
**A COMPANY LIMITED BY GUARANTEE**

**STATEMENT OF CASH FLOWS**  
**FOR THE YEAR ENDED 31 DECEMBER 2005**

	Note	2005 \$	2004 \$
<b>CASH FLOW FROM OPERATING ACTIVITIES</b>			
Receipts from customers, members and sponsors		4,438,503	4,459,503
Payments to suppliers and employees		(4,342,851)	(4,336,368)
Interest Received		36,714	29,571
Net cash provided by operating activities	17(b)	<u>132,366</u>	<u>152,706</u>
<b>CASH FLOW FROM INVESTING ACTIVITIES</b>			
Proceeds from sale of property, plant and equipment		24,888	-
Payment for property, plant and equipment		<u>(76,031)</u>	<u>(58,077)</u>
Net cash used in investing activities		<u>(51,143)</u>	<u>(58,077)</u>
<b>CASH FLOW FROM FINANCING ACTIVITIES</b>			
Receipts from Government		<u>47,700</u>	<u>47,700</u>
Net cash provided by financing activities		<u>47,700</u>	<u>47,700</u>
<b>NET INCREASE (DECREASE) IN CASH HELD</b>			
Cash at beginning of financial year		<u>719,064</u>	<u>576,735</u>
<b>CASH AT END OF FINANCIAL YEAR</b>	17(a)	<u>847,987</u>	<u>719,064</u>

*The accompanying notes form part of these financial statements*



## THE NEW SOUTH WALES NETBALL ASSOCIATION LIMITED

A.B.N. 19 001 685 007

A COMPANY LIMITED BY GUARANTEE

### NOTES TO AND FORMING PART OF THE FINANCIAL STATEMENTS FOR THE YEAR ENDED 31 DECEMBER 2005

#### NOTE 1: STATEMENT OF SIGNIFICANT ACCOUNTING POLICIES

This financial report is a general purpose financial report that has been prepared in accordance with Accounting Standard, Urgent Issues Group Consensus Views, other authoritative pronouncements of the Australian Accounting Standards Board and the Corporations Act 2001.

The financial report has been prepared on an accruals basis and is based on historical costs and does not take into account changing money values or, except where stated, current calculations of non-current assets. Cost is based on the fair values of the consideration given in exchange for assets.

The following is a summary of the material accounting policies adopted by the Company in the preparation of the financial report. The accounting policies have been consistently applied, unless otherwise stated.

a. **Income Tax**

No provision has been made for Income Tax as the Company is exempt under Section 50-45 of the Income Tax Assessment Act (1997), provided it continues as a sporting association predominantly encouraging and promoting the sport of netball in New South Wales. Accordingly tax effect accounting has not been adopted by the Company.

b. **Revenue Recognition**

Revenues are recognised at fair value of the consideration received net of the amount of goods and services tax (GST) payable to the taxation authority. Exchanges of goods or services of the same nature and value without any cash consideration are not recognised as revenues.

*Interest Income*

Interest income is recognised as it accrues, taking into account the effective yield on the financial asset.

c. **Goods and services tax**

Revenues, expenses and assets are recognised net of the amount of goods and services tax (GST), except where the amount of GST incurred is not recoverable from the taxation authority. In these circumstances the GST is recognised as part of the cost of acquisition of the asset or as part of an item of expense.

Receivables and payables are stated with the amount of GST included.

The net amount of GST recoverable from, or payable to, the taxation authority is included as a current asset or liability in the statement of financial position.

Cash flows are included in the statement of cash flows on a gross basis. The GST components of cash flows arising from investing and financing activities which are recoverable from, or payable to, the taxation authority are classified as operating cash flows.

d. **Property, Plant and Equipment – Note 8**

Each class of property, plant and equipment is carried at cost or fair value less, where applicable, any accumulated depreciation.

The carrying amount of property, plant and equipment is reviewed annually by the Officers of the Company to ensure it is not in excess of the recoverable amount from those assets.

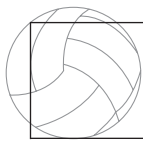
**Depreciation**

Property, plant and equipment are depreciated over their estimated useful lives. The straight line method is used. Assets are depreciated from the date of acquisition.

Depreciation rates and methods are reviewed annually for appropriateness. When changes are made, adjustments are reflected prospectively in current and future periods only.

Depreciation rates for buildings and extensions are aligned with the term of the lease.

*These notes form part of the financial statements*



**THE NEW SOUTH WALES NETBALL ASSOCIATION LIMITED**  
**A.B.N. 19 001 685 007**  
**A COMPANY LIMITED BY GUARANTEE**

**NOTES TO AND FORMING PART OF THE FINANCIAL STATEMENTS FOR THE  
YEAR ENDED 31 DECEMBER 2005**

**NOTE 1: STATEMENT OF SIGNIFICANT ACCOUNTING POLICIES (CONTINUED)**

d. **Property, Plant and Equipment (Continued)**

**Depreciation (Continued)**

The depreciation rates for each class of asset are:

<i>Class of Non Current Asset</i>	<i>Depreciation Rate</i>
Buildings	5% straight line
Building extensions	5% straight line
Furniture and fittings	9% - 20% straight line
Equipment	9% - 20% straight line
Motor vehicles	22.5% straight line
Leased motor vehicles	22.5% straight line

e. **Leases – Note 14**

Leases of fixed assets, where substantially all the risks and benefits incidental to the ownership of the asset, but not the legal ownership, are transferred to the Company, are classified as financial leases. Finance leases are capitalised, recording an asset and a liability equal to the present value of the minimum lease payments, including any guaranteed residual values. Leased assets are depreciated on a straight line basis over the estimated useful lives where it is likely that the entity will obtain ownership of the asset, or over the term of the lease. Lease payments are allocated between the reduction of the lease liability and the lease interest expense for the period.

Lease payments for operating leases, where substantially all the risks and benefits remain with the lessor, are charged as expenses in the period in which they are incurred.

f. **Inventories – Note 6**

Inventories are measured at the lower of cost and net realisable value.

g. **Receivables – Note 5**

Debtors are generally settled within 60 days. Debtor's balances are carried at amounts due. The collectability of debts is assessed at year end and specific provision is made for any doubtful debts

h. **Employee Entitlements – Note 10**

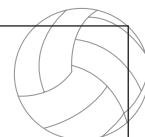
Provision is made for the Company's liability for employee entitlements arising from services rendered by employees to balance date. Employee entitlements expected to be settled within one year together with entitlements arising from wages and salaries, annual leave and sick leave which will be settled after one year have been measured at their nominal amount. Other employee entitlements payable later than one year have been measured at the present value of the estimated future cash outflows to be made for those entitlements.

Contributions are made by the Company to employee superannuation funds and are charged as expenses when incurred.

i. **Payables – Note 9**

Liabilities are recognised for amounts to be paid in the future for goods or services received. Trade accounts payable are normally settled within 60 days.





**THE NEW SOUTH WALES NETBALL ASSOCIATION LIMITED**

A.B.N. 19 001 685 007

A COMPANY LIMITED BY GUARANTEE

**NOTES TO AND FORMING PART OF THE FINANCIAL STATEMENTS FOR THE  
YEAR ENDED 31 DECEMBER 2005**

**NOTE 1: STATEMENT OF SIGNIFICANT ACCOUNTING POLICIES (CONTINUED)**

**j. Impact of Adoption of Australian Equivalents to International Financial Reporting Standards**

The directors have assessed the significance of the expected changes and are preparing for their implementation. The directors are of the opinion that the key material differences in the Company's accounting policies on conversion to AIFRS and the financial effect of these differences where known are as follows. Users of the financial statements should, however, note that the amounts disclosed could change if there are any amendments to the current AIFRS by standard-setters, or interpretation of the AIFRS requirements changes due to the continuing transition work of the directors.

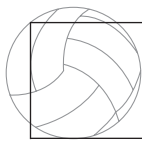
*- Impairment of assets*

Under AASB 136: Impairment of Assets, the recoverable amount of an asset is determined as the higher of fair value less costs to sell and value in use. In determining value in use, projected future cash flows are discounted using a risk adjusted pre-tax discount rate and impairment is assessed for the individual asset or at the 'cash generating unit' level. A 'cash generating unit' is determined as the smallest group of assets that generates cash flows that is largely independent of the cash inflows from other assets or groups of assets. The current policy is to determine the recoverable amount of an asset on the basis of undiscounted net cash flows that will be received from the asset's use and subsequent disposal. It is likely that this change in accounting policy will lead to impairment of assets being recognised more often.

The Company has reassessed its impairment testing policy and tested all assets for impairment as at 1 July 2005. The impact of the change is estimated to be \$NIL.

**k. Comparative figures**

Where appropriate comparatives have been restated to ensure that they are compatible with disclosures in the financial statements for the year ended 31 December 2005.



**THE NEW SOUTH WALES NETBALL ASSOCIATION LIMITED**  
**A.B.N. 19 001 685 007**  
**A COMPANY LIMITED BY GUARANTEE**

**NOTES TO AND FORMING PART OF THE FINANCIAL STATEMENTS FOR THE  
YEAR ENDED 31 DECEMBER 2005**

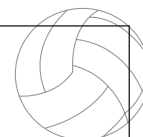
	2005	2004
	\$	\$
<b>NOTE 2: REVENUE FROM ORDINARY ACTIVITIES</b>		
Revenue from operating activities	4,049,436	3,906,991
<b>Other Revenues:</b>		
<b><i>From operating activities</i></b>		
Interest	36,714	29,571
<b><i>From outside operating activities</i></b>		
Proceeds from sale of non-current assets	3,802	-
Other income	-	2,273
Total other revenue	40,516	31,844
<b>Total revenue from ordinary activities</b>	<b>4,089,952</b>	<b>3,938,835</b>

**NOTE 3: PROFIT FROM ORDINARY ACTIVITIES  
BEFORE INCOME TAX EXPENSE**

Profit from ordinary activities before income tax expense has been determined after charging/(crediting) the following items:

Depreciation of non-current assets:		
- amortisation of building costs	687	687
- amortisation of leased assets	-	-
- plant and equipment	98,648	97,454
	<u>99,335</u>	<u>98,141</u>
(Profit) loss on sale of non-current assets	(3,802)	-
Net expense from movements in provisions for:		
- doubtful debts	(3,341)	(8,068)
- AANA Capitation	64,636	(752)
- employee entitlements	14,551	(20,031)
Remuneration of auditor		
- audit services	22,495	19,955
- other services	7,450	8,385
	<u>29,945</u>	<u>28,340</u>
Rental expense on operating lease	18,242	21,237
Borrowing costs:		
- other persons	-	-
- finance lease charges	-	-
<b>Significant Income &amp; Expenses</b>		
The following significant income and expense items is relevant in explaining the financial performance:		
HIH Insurance Reimbursement	-	(35,148)
Settlement and legal costs for action against the Company	-	153,385
Consultancy cost in regards to the preparation of proposal for the development of a new Netball centre at a Greenfield's site	59,864	-

*These notes form part of the financial statements*



## THE NEW SOUTH WALES NETBALL ASSOCIATION LIMITED

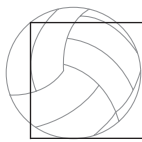
A.B.N. 19 001 685 007

A COMPANY LIMITED BY GUARANTEE

### NOTES TO AND FORMING PART OF THE FINANCIAL STATEMENTS FOR THE YEAR ENDED 31 DECEMBER 2005

	2005	2004
<b>NOTE 4: CASH ASSETS</b>		
	\$	\$
Cash on hand	400	400
Cash at bank	147,587	118,664
Cash on deposit	700,000	600,000
	<u>847,987</u>	<u>719,064</u>
<b>NOTE 5: RECEIVABLES</b>		
<b>CURRENT</b>		
Trade debtors and sundry debtors	38,790	74,389
Less: Provision for doubtful debts	-	(3,341)
	<u>38,790</u>	<u>71,048</u>
<b>NOTE 6: INVENTORIES</b>		
<b>CURRENT</b>		
Stock on hand	<u>21,415</u>	<u>24,139</u>
<b>NOTE 7: OTHER</b>		
<b>CURRENT</b>		
Prepayments	<u>200,678</u>	<u>165,903</u>
<b>NOTE 8: PROPERTY, PLANT AND EQUIPMENT</b>		
Building – at cost	644,701	644,701
Less: Accumulated amortisation	<u>(634,403)</u>	<u>(633,714)</u>
	10,298	10,987
Building extensions – at cost	1,567,088	1,567,088
Less: Accumulated amortisation	<u>(1,335,134)</u>	<u>(1,316,798)</u>
	231,954	250,290
Office extensions – at cost	209,550	209,550
Less; Accumulated depreciation	<u>(70,325)</u>	<u>(56,850)</u>
	139,225	152,700
Furniture and fittings – at cost	125,457	123,763
Less; Accumulated depreciation	<u>(107,266)</u>	<u>(102,939)</u>
	18,191	20,824
Equipment – at cost	497,589	473,458
Less; Accumulated depreciation	<u>(373,528)</u>	<u>(352,623)</u>
	124,061	120,835
Motor vehicles – at cost	67,700	67,700
Less; Accumulated depreciation	<u>(36,330)</u>	<u>(22,906)</u>
	31,370	44,794
Website development – at cost	22,184	16,300
Less; Accumulated depreciation	<u>(16,867)</u>	<u>(11,925)</u>
	5,317	4,375
<b>Total property, plant and equipment</b>	<u>560,416</u>	<u>604,805</u>

These notes form part of the financial statements



**THE NEW SOUTH WALES NETBALL ASSOCIATION LIMITED**  
**A.B.N. 19 001 685 007**  
**A COMPANY LIMITED BY GUARANTEE**

**NOTES TO AND FORMING PART OF THE FINANCIAL STATEMENTS FOR THE  
 YEAR ENDED 31 DECEMBER 2005**

**NOTE 8: PROPERTY, PLANT AND EQUIPMENT (CONTINUED)**  
**Movement in Carrying Amounts**

	Building	Building Extension	Office Extension	Furniture & Fittings	Equipment	Motor Vehicles	Website Development
Balance at beginning of the year	10,987	250,290	152,700	20,824	120,835	44,794	4,375
Additions	-	-	-	1,694	49,019	-	5,884
Disposals	-	-	-	-	(13,612)	-	-
Depreciation	(689)	(18,336)	(13,475)	(4,327)	(32,181)	(13,424)	(4,942)
Carrying amount at end of year	<u>10,298</u>	<u>231,954</u>	<u>139,225</u>	<u>18,191</u>	<u>124,061</u>	<u>31,370</u>	<u>5,317</u>

The carrying amounts of the non-current assets are reviewed annually by the Company's Directors to determine whether they are in excess of their recoverable amounts as at balance date and, if so identified, to cause any such asset to be written down.

	<b>Note</b>	<b>2005</b>	<b>2004</b>
		<b>\$</b>	<b>\$</b>
<b>NOTE 9: PAYABLES</b>			
<b>CURRENT</b>			
Trade creditors and sundry accruals		<u>67,607</u>	<u>60,136</u>

<b>NOTE 10: PROVISIONS</b>			
<b>CURRENT</b>			
Annual, long service and other leave		58,737	44,185
Capitation fees		<u>446,704</u>	<u>382,068</u>
		<u>505,441</u>	<u>426,253</u>

<b>NON-CURRENT</b>			
Long service leave		<u>-</u>	<u>-</u>

<b>NOTE 11: OTHER</b>			
<b>CURRENT</b>			
Income in advance		<u>492,942</u>	<u>508,730</u>
		<u>492,942</u>	<u>508,730</u>

	<b>No.</b>	<b>No.</b>
Number of employees at year end	<u>23</u>	<u>26</u>

**Superannuation Commitments**

The Company contributes to independent superannuation funds for the provision of benefits to employees upon retirement, death or disability. Benefits provided under the plans are based upon the terms offered by the funds and the contributions for each employee. Contributions are made in accordance with the requirements of the Superannuation Guarantee Levy and the relevant industrial awards

**NOTE 12: MEMBERS' GUARANTEE**

The Company is limited by guarantee. If the Company is wound up, the Constitution states that each member is required to contribute a maximum of \$10 each towards meeting any outstanding obligations of the Company. At 31 December 2005 the number of members was 105,288 (2004: 106,170).

	<b>2005</b>	<b>2004</b>
	<b>\$</b>	<b>\$</b>
<b>NOTE 13: RETAINED PROFITS</b>		
Retained profits at the beginning of the financial year	589,840	554,709
Profit (loss) attributable to members of the Company for the year	<u>13,456</u>	<u>35,131</u>
Retained profits at the end of the financial year	<u>603,296</u>	<u>589,840</u>

*These notes form part of the financial statements*



## THE NEW SOUTH WALES NETBALL ASSOCIATION LIMITED

A.B.N. 19 001 685 007

A COMPANY LIMITED BY GUARANTEE

### NOTES TO AND FORMING PART OF THE FINANCIAL STATEMENTS FOR THE YEAR ENDED 31 DECEMBER 2005

<b>NOTE 14: LEASING COMMITMENTS</b>	<b>2005</b>	<b>2004</b>
	<b>\$</b>	<b>\$</b>
<i>Operating Lease Commitments</i>		
Non-cancellable operating leases contracted for but not capitalised in the financial statements		
Payable		
- Within 1 year	33,087	27,587
- later than 1 year but not later than 5 years	112,288	109,249
- later than 5 years	231,000	252,000
	<u>376,374</u>	<u>388,836</u>

#### NOTE 15: EVENTS SUBSEQUENT TO REPORTING DATE

To the Directors' knowledge, no events have occurred subsequent to reporting date which have or are likely to have a material effect on the operations of the Company.

#### NOTE 16: RELATED PARTY TRANSACTIONS

##### Directors

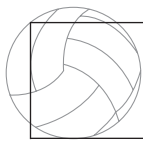
The names of each person holding the position of director of The New South Wales Netball Association Limited during the year are W Archer, C Baiton, J Hahn, I Harkness, M Murphy, L Quinn, J Troy, R Watson and J Webster. During the year C Baiton resigned as a director and J Troy was appointed a director.

Apart from the details disclosed in this note, no director has entered into a material contract with the Company since the end of the previous financial year and there were no material contracts involving directors' interests subsisting at year end.

	<b>2005</b>	<b>2004</b>
	<b>\$</b>	<b>\$</b>
<b>DIRECTORS REMUNERATION</b>		
Income received or due and receivable by all Directors of the Company	<u>77,307</u>	<u>81,492</u>
The number of Directors whose income was within the following bands;	No.	No.
\$0 - \$9,999	8	7
\$80,000 - \$89,999	<u>1</u>	<u>1</u>

#### NOTE 17: CASH FLOW INFORMATION

a. Reconciliation of Cash		
Cash at the end of the financial year as shown in the statements of cash flows is reconciled to the related items in the statement of financial position as follows:	<b>2005</b>	<b>2004</b>
	<b>\$</b>	<b>\$</b>
Cash on hand	400	400
Cash at bank	147,587	118,664
Money on deposit	700,000	600,000
	<u>847,987</u>	<u>719,064</u>



**THE NEW SOUTH WALES NETBALL ASSOCIATION LIMITED**  
**A.B.N. 19 001 685 007**  
**A COMPANY LIMITED BY GUARANTEE**

**NOTES TO AND FORMING PART OF THE FINANCIAL STATEMENTS FOR THE  
YEAR ENDED 31 DECEMBER 2005**

<b>Note 17: CASH FLOW INFORMATION (CONTINUED)</b>	<b>2005</b>	<b>2004</b>
	<b>\$</b>	<b>\$</b>
b. Reconciliation of cash flow from operations with profit from ordinary activities after income tax		
Profit (loss) from ordinary activities after income tax expense	13,456	35,131
Non-cash flows in profit from ordinary activities:		
State Government Grants	(47,700)	(47,700)
Amortisation	687	687
Depreciation	98,648	97,454
Profit on disposal of fixed assets	(3,802)	-
Amounts set aside to provision	11,211	(39,244)
Changes in assets and liabilities:		
(Increase) decrease in receivables	35,599	16,660
(Increase) decrease in inventories	2,725	29,372
(Increase) decrease in prepayments	(34,775)	(60,056)
Increase (decrease) in income in advance	(15,789)	129,684
Increase (decrease) in payables	72,106	(9,282)
<b>Net cash provided by (used in) operating activities</b>	<b>132,366</b>	<b>152,706</b>

**NOTE 18: SEGMENT REPORTING**

The Company operates predominantly in the sporting industry.  
The Company's operations and customers are located in New South Wales.

**NOTE 19: FINANCIAL INSTRUMENTS**

**a. Interest Rate Risk**

The Company's exposure to interest rate risk, which is the risk that a financial instrument's value will fluctuate as a result of changes in market interest rates and the effective weighted average interest rates on those financial assets and financial liabilities is as follows:

	Weighted Average Interest Rate		Floating Interest Rate		Fixed Interest Maturing				Non Interest Bearing	
	2005	2004	2005	2004	Within 1 Year		More than 1 Year		2005	2004
	%	%	\$	\$	\$	\$	\$	\$	\$	\$
Financial Assets										
Cash at Bank & on hand		5.6%	147,587	118,664	700,000	600,000	-	-	400	400
Receivables	-	-	-	-	-	-	-	-	38,790	74,389
Total Financial Assets			147,587	118,664	700,000	600,000	-	-	39,190	74,789
Financial Liabilities										
Payables	-	-	-	-	-	-	-	-	67,607	60,136
Provision	-	-	-	-	-	-	-	-	58,737	44,185
Total Financial Liabilities			-	-	-	-	-	-	126,344	104,321
Net Financial Assets			147,587	118,664	700,000	600,000	-	-	(87,154)	(29,532)

*These notes form part of the financial statements*



---

**THE NEW SOUTH WALES NETBALL ASSOCIATION LIMITED**

A.B.N. 19 001 685 007

A COMPANY LIMITED BY GUARANTEE

---

**NOTES TO AND FORMING PART OF THE FINANCIAL STATEMENTS FOR THE  
YEAR ENDED 31 DECEMBER 2005**

**NOTE 19: FINANCIAL INSTRUMENTS (CONTINUED)**

**b. Credit Risk**

The maximum exposure to credit risk, excluding the value of any collateral or other security, at balance date to recognised financial assets is the carrying amount of those assets, net of any provisions for doubtful debts, as disclosed in the statement of financial position and notes to the financial statements.

**c. Net Fair Values**

For other assets and other liabilities the net fair value approximates their carrying value. No financial assets and financial liabilities are readily traded on organised markets in standardised forms.

The aggregate net fair values and carrying amounts of financial assets and financial liabilities are disclosed in the statement of financial position and in the notes to the financial statement.

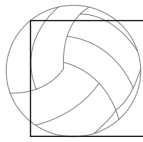
**NOTE 20: COMPANY DETAILS**

The registered office and principal place of business of the Company is:

'Anne Clark Centre'

Church Street

Lidcombe NSW 2141



**THE NEW SOUTH WALES NETBALL ASSOCIATION LIMITED**  
**A.B.N. 19 001 685 007**  
**A COMPANY LIMITED BY GUARANTEE**

---

**DIRECTORS' DECLARATION**

The Directors of the Company declare that:

1. The financial statements and notes, as set out on pages 20 to 31 are in accordance with the Corporations Act 2001:
  - a. comply with Accounting Standards as detailed in Note 1 to the financial statements and the Corporations Regulations 2001; and
  - b. give a true and fair view of the Company's financial position as at 31 December 2005 and of the performance for the year ended on that date in accordance with the accounting policies described in Note 1 to the financial statements.
2. In the Directors' opinion there are reasonable grounds to believe that the Company will be able to pay its debts as and when they become due and payable.

This declaration is made in accordance with a resolution of the Board of Directors.

W ARCHER  
Director

J HAHN  
Director

Dated this 24<sup>th</sup> day of January 2006.





**BKR Walker Wayland  
(NSW Partnership)  
Chartered Accountants**

8th Floor  
55 Hunter Street Sydney

GPO Box 4836 Sydney  
NSW 2001 Australia

Telephone +61 2 9951 5400  
Facsimile +61 2 9951 5454  
mail@bkrwnsw.com.au

Website [www.bkrwnsw.com.au](http://www.bkrwnsw.com.au)

## **INDEPENDENT AUDIT REPORT TO THE MEMBERS OF THE NEW SOUTH WALES NETBALL ASSOCIATION LIMITED**

### **Scope**

We have audited the financial report of The New South Wales Netball Association Limited for the financial year ended 31 December 2005 as set out on pages 20 to 32. The Company's Directors are responsible for the financial report. We have conducted an independent audit of the financial report in order to express an opinion on it to the Members of the Company.

Our audit has been conducted in accordance with Australian Auditing Standards to provide reasonable assurance whether the financial report is free of material misstatement. Our procedures included examination, on a test basis, of evidence supporting the amounts and other disclosures in the financial report, and the evaluation of accounting policies and significant accounting estimates. These procedures have been undertaken to form an opinion whether, in all material respects, the financial report is presented fairly in accordance with the Accounting Standards and other mandatory professional reporting requirements and statutory requirements so as to present a view which is consistent with our understanding of the Company's financial position and performance as represented by the results of its operations and cash flows.

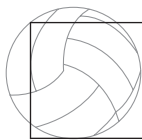
The audit opinion expressed in this report has been formed on the above basis.

### **Independence**

In conducting our audit, we followed applicable independence requirements of Australian professional ethical pronouncements and the Corporations Act 2001.

Partners: AS Roger, HC Thomas, RS Woods, SE Arnold, TF Tyler  
Consultants: PM Greenwood, PJ Longhurst  
Independent members of BKR International and BKR Walker Wayland National Association Inc.

Liability is limited by a  
scheme approved under  
Professional Standards  
Legislation



**BKR Walker Wayland  
(NSW Partnership)  
Chartered Accountants**

8th Floor  
55 Hunter Street Sydney

GPO Box 4836 Sydney  
NSW 2001 Australia

Telephone +61 2 9951 5400  
Facsimile +61 2 9951 5454  
mail@bkrwwns.com.au

Website www.bkrww.com.au

**INDEPENDENT AUDIT REPORT TO THE MEMBERS OF  
THE NEW SOUTH WALES NETBALL ASSOCIATION LIMITED**

**Audit Opinion**

In our opinion, the financial report of The New South Wales Netball Association Limited is in accordance with:

- a. the Corporations Act 2001, including:
  - i. giving a true and fair view of the Company's financial position as at 31 December 2005 and of the performance for the year ended on that date ; and
  - ii. complying with Accounting Standards and the Corporations Regulations 2001; and
- b. other mandatory professional reporting requirements.

**BKR WALKER WAYLAND  
(NSW PARTNERSHIP)  
Chartered Accountants**

Dated this 25<sup>th</sup> day of January 2006

**A STEPHEN ROGER  
Partner**

Partners: AS Roger, HC Thomas, RS Woods, SE Arnold, TF Tyler  
Consultants: PM Greenwood, PJ Longhurst  
Independent members of BKR International and BKR Walker Wayland National Association Inc.

Liability is limited by a  
scheme approved under  
Professional Standards  
Legislation



**BKR Walker Wayland  
(NSW Partnership)  
Chartered Accountants**

8th Floor  
55 Hunter Street Sydney

GPO Box 4836 Sydney  
NSW 2001 Australia

Telephone +61 2 9951 5400  
Facsimile +61 2 9951 5454  
mail@bkrwnsw.com.au

Website [www.bkrww.com.au](http://www.bkrww.com.au)

**COMPILATION REPORT ON ADDITIONAL FINANCIAL DATA  
THE NEW SOUTH WALES NETBALL ASSOCIATION LIMITED**

The additional financial data set out on pages 36 to 39 has been compiled from the books and records of the Company which have been made subject to the auditing procedures applied in the statutory audit of the Company for the financial year ended 31 December 2005.

The statutory audit procedures did not include verification or validation procedures covering all details of the additional financial data. Accordingly, no assurance is expressed on such additional financial data.

To the extent permitted by law, we do not accept liability for any loss or damage which any person, other than the Company, may suffer from any negligence on our part. No person should rely on the additional financial data without having specific audit verification or validation procedures conducted.

The additional financial data has been prepared for the benefit of the Company and its Members.

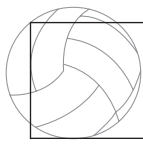
**BKR WALKER WAYLAND  
(NSW PARTNERSHIP)  
Chartered Accountants**

**A STEPHEN ROGER  
Partner**

Dated this the 25<sup>th</sup> day of January 2006

Partners: AS Roger, HC Thomas, RS Woods, SE Arnold, TF Tyler  
Consultants: PM Greenwood, PJ Longhurst  
Independent members of BKR International and BKR Walker Wayland National Association Inc.

Liability is limited by a  
scheme approved under  
Professional Standards  
Legislation



**THE NEW SOUTH WALES NETBALL ASSOCIATION LIMITED**  
**A.B.N. 19 001 685 007**  
**A COMPANY LIMITED BY GUARANTEE**

**ADDITIONAL INFORMATION**  
**FOR THE YEAR ENDED 31ST DECEMBER 2005**

**GENERAL OPERATIONS STATEMENT**

	<b>2005</b>	<b>2004</b>
	<b>\$</b>	<b>\$</b>
<b>INCOME</b>		
Affiliation Fees, Capitation Fees & Annual Subscriptions	2,502,542	2,425,857
Coaching Income	117,879	112,347
Commission received & Merchandise Sales	70,385	56,595
Umpiring Income	48,487	32,958
Championships & Carnivals	164,147	192,801
Interest Received	36,714	29,571
State Government Grants	45,750	47,700
Publications	50,480	42,233
Sponsorships	200,068	220,537
National Netball League – Home Games and Other Income	555,407	499,177
National Netball League – AANA Subsidy	93,750	96,154
Public relations income	8,531	15,973
Profit on Disposal of Assets	3,802	-
Other Income	-	2,273
	<u>3,897,942</u>	<u>3,774,176</u>
<b>OTHER ITEMS</b>		
Operating (Deficit) from The Anne Clark Centre	<u>(70,981)</u>	<u>(81,573)</u>
	3,826,961	3,692,603
<b>Less:</b>		
<b>EXPENSES</b>		
Refer attached statement	3,753,642	3,539,235
	<u>73,319</u>	<u>153,368</u>
<b>OPERATING SURPLUS</b>		
	73,319	153,368
<b>Less:</b>		
Expenses of a Significant Nature	59,863	153,385
<b>Add:</b>		
Income of a Significant Nature	-	35,148
	<u>13,456</u>	<u>35,131</u>
<b>OPERATING SURPLUS AFTER EXPENSES OF A SIGNIFICANT NATURE</b>		
	13,456	35,131
<b>ACCUMULATED SURPLUS AT THE BEGINNING OF THE FINANCIAL YEAR</b>	589,840	554,709
	<u>603,296</u>	<u>589,840</u>
<b>ACCUMULATED SURPLUS AT THE END OF THE FINANCIAL YEAR</b>		
	603,296	589,840

*This statement should be read in conjunction with the attached Compilation Report*

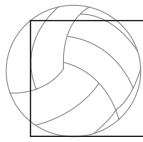


**THE NEW SOUTH WALES NETBALL ASSOCIATION LIMITED**  
**A.B.N. 19 001 685 007**  
**A COMPANY LIMITED BY GUARANTEE**

**ADDITIONAL INFORMATION**  
**FOR THE YEAR ENDED 31 DECEMBER 2005**  
**GENERAL OPERATIONS STATEMENT OF EXPENSES**

	<b>2005</b>	<b>2004</b>
	<b>\$</b>	<b>\$</b>
Accountancy Fees	7,450	8,385
Advertising	-	-
Annual General Meeting	19,848	13,627
Amortisation of Building Costs	687	687
Coaching Camp	2,013	6,417
Auditors' Remuneration	22,495	19,955
Bad Debts Written Off	1,283	-
Bank Charges	9,774	7,573
Championships & Carnivals	207,290	258,783
Coaching Development	129,639	116,110
Committee Expenses	56,319	46,835
Computer Expenses	16,509	29,748
Depreciation	98,648	97,453
Filing Fees	200	200
Fringe Benefits Tax	6,253	435
General Expenses	431	1,663
Insurance	4,478	30,426
Insurance –Players	753,263	624,749
Legal Costs	23,446	22,872
Motor Vehicle Expenses	13,411	11,836
New South Wales Institute of Sport	68,250	68,250
NNL Competition Expenses	408,012	398,567
NNL Team Expenses	504,923	323,322
Payroll Tax Expense	24,894	21,946
Postage	26,722	37,903
Printing & Stationery	39,472	67,312
Provision for Annual Leave	9,126	(36,309)
Provision for Doubtful Debts	(3,341)	(8,068)
Provision for Long Service Leave	-	-
Publications	43,085	42,239
Public Relations Expenses	126,344	113,951
Regional Academies Expenses	66,000	59,455
Regional Co-ordinators	141,542	137,988
Repairs & Maintenance	-	-
Salaries & Wages	546,686	577,645
Scholarship	-	-
Selection Expenses	13,839	8,496
Seminars & Professional Development	7,799	7,425
Sponsorship Expenses	8,430	17,987
Staff Amenities	3,512	2,889
Staff Recruitment	19,646	22,831
State Teams Expenses	146,492	186,170
Superannuation	50,373	50,965
Telephone	36,732	51,335

*This statement should be read in conjunction with the attached Compilation Report*



**THE NEW SOUTH WALES NETBALL ASSOCIATION LIMITED**  
**A.B.N. 19 001 685 007**  
**A COMPANY LIMITED BY GUARANTEE**

---

**ADDITIONAL INFORMATION**  
**FOR THE YEAR ENDED 31 DECEMBER 2005**

**GENERAL OPERATIONS STATEMENT OF EXPENSES (continued)**

	<b>2005</b>	<b>2004</b>
	<b>\$</b>	<b>\$</b>
Temporary Staff	2,575	15,251
Travel & Accommodation	15,164	13,790
Umpiring Development	72,066	51,506
Uniforms – Development Squads	1,862	8,635
	<u>3,753,642</u>	<u>3,539,235</u>

*This statement should be read in conjunction with the attached Compilation Report*



**THE NEW SOUTH WALES NETBALL ASSOCIATION LIMITED**

A.B.N. 19 001 685 007

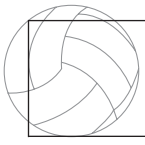
A COMPANY LIMITED BY GUARANTEE

**ADDITIONAL INFORMATION  
FOR THE YEAR ENDED 31 DECEMBER 2005**

**THE ANNE CLARK CENTRE**

	<b>2005</b>	<b>2004</b>
	<b>\$</b>	<b>\$</b>
<b>INCOME</b>		
Canteen Rental	10,909	11,645
Court & Equipment Hire	108,646	68,381
Court Hire Internal	72,455	84,633
	<u>192,010</u>	<u>164,659</u>
<b>Less:</b>		
<b>EXPENSES</b>		
Cleaning & Waste Collection	11,072	10,225
Electricity	21,668	19,294
Equipment Sundries	6,734	3,900
Insurance	38,001	14,473
Licenses	408	301
Provision for Annual Leave	4,625	-
Provision for Long Service Leave	800	5,885
Rent	18,243	21,237
Repairs & Maintenance	12,920	12,488
Salaries & Wages	133,513	142,556
Security	3,583	3,933
Superannuation	11,424	11,940
	<u>262,991</u>	<u>246,232</u>
<b>OPERATING (DEFICIT)</b>	<u>(70,981)</u>	<u>(81,573)</u>

*This statement should be read in conjunction with the attached Compilation Report*



*This page has been left blank intentionally*