


PA-1961-10



PROGRESSIVE ARCHITECTURE *October 1961*




Library of the
Minneapolis Institute of Art



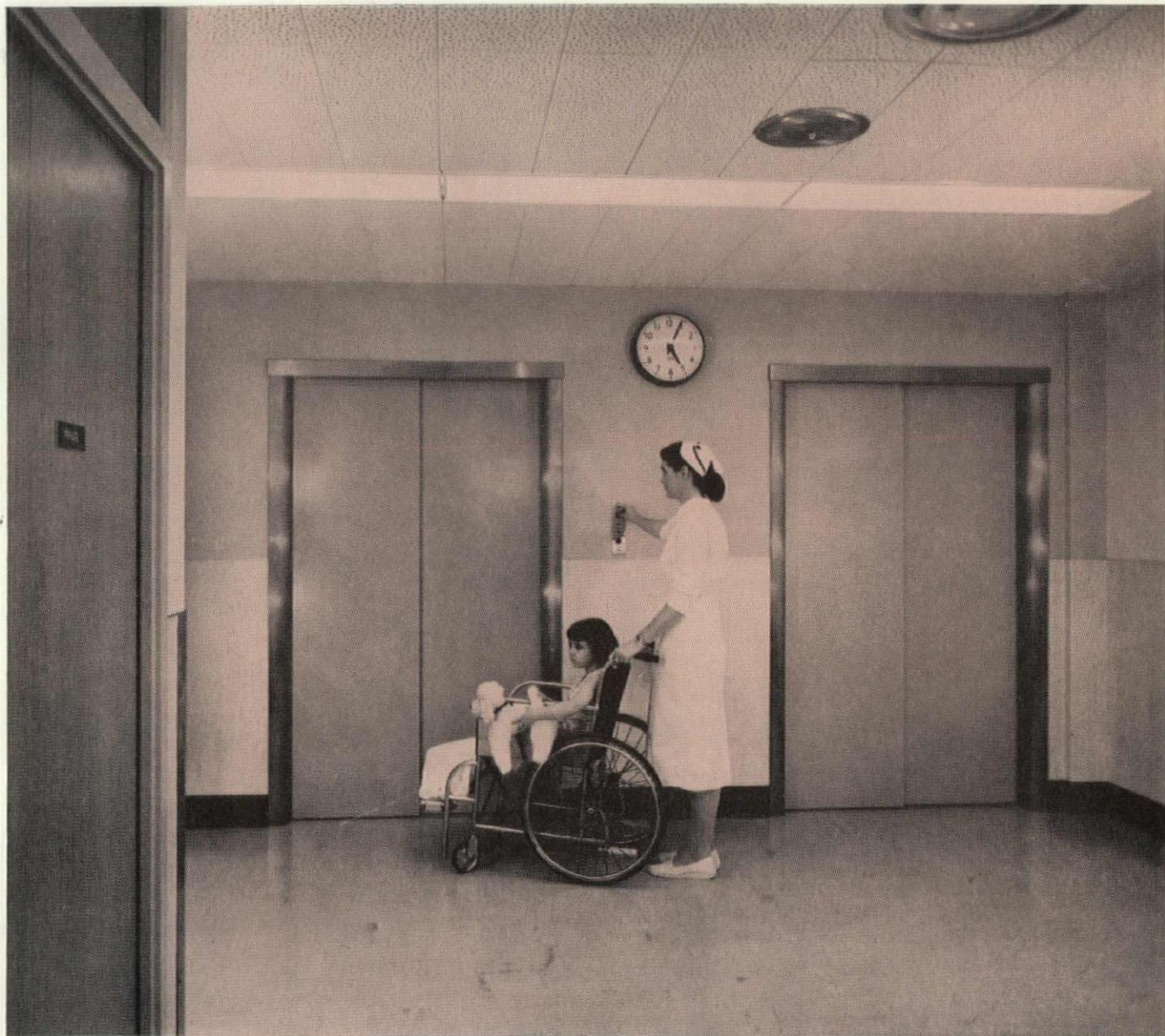
Textured Quarry Tile by Summitville is unique in the ceramic field. *No* other product offers such a combination of sparkling color, pattern and texture, long wear and versatility. Easy-to-clean textured quarry tiles are available in 10 designs . . . a choice to complement any architectural style. Twelve color combinations provide a selection to harmonize with any color scheme.

For the full story on how to specify beautiful, "unequaled" floors and walls, contact your local ceramic tile contractor or write direct.



Summitville
 TILES • INC.
 SUMMITVILLE • OHIO
 QUARRY TILE • TEXTURED QUARRY TILE • FLOOR BRICK
 GLAZED QUARRY TILE • 12-VENEER • CUSTOMURALS

MEMBER: TILE COUNCIL OF AMERICA, INCORPORATED



For brighter, easier-to-maintain walls, it's Koroseal

In hospitals, motels and office buildings, Koroseal fabric-backed vinyl wall coverings have advantages, both immediate and long-range. Koroseal blends with other materials such as stone, tile, wood, marble and paint. Quality textures and rich colors add luxury. And, best of all, Koroseal wall coverings retain their sparkling beauty for years with a minimum of maintenance. They are washable with soap and water, resist scuffs and stains and are flame-proofed. Installed cost is surprisingly low. For more information or swatches, write Dept. PA-10, *B.F. Goodrich Industrial Products Company, Marietta, Ohio.*





International Arrival Building, New York International Airport—Skidmore, Owings & Merrill, Architects

26 Rotary Oildraulic® Elevators and Lifts



KLM offices and passenger lounge in Airline Wing Building are served by two Oildraulic passenger elevators.

Efficient vertical transportation that contributes to freer architectural design (and often enhances it) is the contribution of Rotary Oildraulic Elevators to fabulous New York International Airport at Idlewild.

Because they're pushed up from below, not pulled from above, Rotary Oildraulic Elevators require no overhead machinery and no objectionable penthouse. This makes them compatible with the sweeping jet-age lines which characterize much of the architecture at this aerial gateway to the United States.


TRUNCATED SHAFT — Pan American's "umbrella" terminal has a center island which stops short of the huge cantilevered roof. Only hydraulic elevators (two were required) would suit this design and Rotary Oildraulic was the choice. In the International Arrival Building there are six Oildraulic passenger and freight elevators manufactured by Rotary.

In addition to elevators with capacities to 15,000 lbs., Rotary equipment installed at the various terminals and hangars includes Levelator Lifts for handling heavy freight and Leva-Dock Ramps for speeding cargo movement across truck docks. The total of 26 installations includes buildings designed by seven architectural firms for The Port of New York Authority and these airlines: American, K.L.M. Royal Dutch, Pan American, Scandinavian, Swissair, T.W.A., United.

ECONOMICAL, DEPENDABLE — For any building to six stories Rotary Oildraulic Elevators offer important design advantages and construction economy. Building owners benefit by efficient, dependable vertical transportation service.

Right: Two Rotary Oildraulic passenger elevators serve "island" in center of Pan American World Airways Terminal Building.

Below: General freight in American Airlines hangar is moved between floors by 15,000 lb. capacity Rotary Oildraulic Elevator.



serve New York's Idlewild Airport

Information on Rotary Oildraulic Elevators and Lifts is available through distributors listed in the phone book yellow pages. See our catalog in Sweet's Files or write for more information.



DOVER CORPORATION
Rotary Lift Division


1011 Kentucky, Memphis 2, Tenn. • Chatham, Ontario

Rotary Oildraulic equipment used in Idlewild buildings designed by these architectural and engineering firms

AMMANN & WHITNEY
BURNS & ROE

KAHN & JACOBS, Architects, ROY S. BENT, Associate
ANTONIN RAYMOND and L. L. RADO
EERO SAARINEN & ASSOCIATES
SKIDMORE, OWINGS & MERRILL
TIPPETTS-ABBETT-McCARTHY-STRATTON and
IVES, TURANO & GARDNER, Associates

Rotary Oildraulic equipment installed by
BURLINGTON ELEVATORS, INC., NEW YORK



Rotary Levelator Lift (6,000 lb. capacity) raises freight to truck bed height for fast transfer to Pan American plane.



Oildraulic® Elevators • *Passenger and Freight*

For more information, turn to Reader Service card, circle No. 389



Light in Weight, Esthetically Appealing, Corrosion Resistant,
Heat Resistant, Shock Resistant, Easy to Install,
Readily Available, and **LOW IN COST**. Why install anything
but **DURCON** when it comes to chemical laboratory sinks?

THE DURIRON COMPANY, INC. DAYTON 1, OHIO



THIS MONTH IN P/A


The World's Largest Architectural Circulation

- 51 NEWS REPORT (*For Full Contents, See Page 51*)
Saarinen's immaculate skyscraper for CBS . . . Eero Saarinen: 1910-1961 . . . Bassetti & Morse tie to Honolulu in a very concrete manner . . . TAC designs for Phillips Academy . . . Aspiring A-frames enclose Norwegian church . . . WASHINGTON/FINANCIAL NEWS . . . PRODUCTS: Bent elbows and sturdy shavings.
- 116 EDITORIAL FEATURES (*For Full Contents, See Page 115*)
A thoughtful, five-part analysis of the shortcomings of urban housing today and suggested directions for more imaginative solutions . . . A critique of window treatments in two projects using large expanses of glass wall: Kips Bay Plaza and Colonnade Park . . . Problems of small-office practice are described by two architects from the Northwest . . . Unusual structural design of a tower that uses a system of reinforced-concrete arches . . . Electrical distribution system in a civic center . . . Heat energy from lighting systems considered as a factor in thermal comfort.
- 172 VIEWS
- 174 IT'S THE LAW: Extent of Architect's Liability in Construction
Financed by Bond Issue, by Bernard Tomson and Norman Coplan
- 175 BOOK REVIEWS: Sticks and Stones *May* Break Our Bones
- 176 MECHANICAL ENGINEERING CRITIQUE: Reduction of Heating-Cooling Cost
By William J. McGuinness
- 178 SPECIFICATIONS CLINIC: General Requirements of Specs
By Harold J. Rosen
- 232 JOBS AND MEN
- 236 DIRECTORY OF PRODUCT ADVERTISERS
- 238 P.S.: A Memorial Service for Eero Saarinen


PROGRESSIVE ARCHITECTURE published monthly by REINHOLD PUBLISHING CORPORATION, 430 Park Avenue, New York 22, N. Y. Ralph W. Reinhold, Chairman of the Board; Philip H. Hubbard, President and Treasurer; Kathleen Starke, Secretary and Assistant Treasurer; Donald Hoagland, Merald F. Lue, Fred P. Peters, D. Bradford Wilkin, William P. Winsor, Vice-Presidents. Executive and Editorial offices, 430 Park Avenue, New York 22, N. Y. Subscriptions payable in advance. Subscription prices to those who, by title, are *architects, engineers, specifications writers, designers or draftsmen*, and to Government departments, trade associations, members of the armed forces, architectural schools and students, advertisers and prospective advertisers and their employees—\$5.00 for one year, \$8.00 for two years, \$10.00 for three years. Above prices are applicable in U. S., U. S. Possessions, and Canada. All *practicing architects and engineers* outside U. S., U. S. Possessions, and Canada—\$10.00 for one year, \$16.00 for two years, \$20.00 for three years. All others—\$20.00 a year. Single copy—\$1.00; special issues—\$2.00 per copy. Printed by Publishers Printing Company, New York, N. Y. Copyright 1961. Reinhold Publishing Corporation. Trade Mark Reg. All rights reserved. Indexed in Art Index, Architectural Index. Second-class postage paid at New York, N. Y. Volume XLII, No. 10




11533



TESSERA/ARMSTRONG VINYL FLOORS



SEE YOUR ARMSTRONG ARCHITECT-BUILDER CONSULTANT



British Embassy, Washington, D. C.
Architect: Eric Bedford, Chief Architect and W. S. Bryant, Superintending Architect, British Ministry of Works.



UNDER TWO FLAGS . . .

Lehigh Mortar Cement



Swiss Embassy, Washington, D. C.
Architect: William Lescaze, New York, N. Y.

• The British and Swiss Embassies in Washington are recent examples of fine masonry work on which John McShain, Inc. has used Lehigh Mortar Cement.

They know from long experience that the workability and plasticity of Lehigh Mortar Cement help masons do top quality work—that its uniformity and durability contribute to clean, strong, weathertight walls.

Whether you design embassies or ranchers, traditional or modern, you can approve Lehigh Mortar Cement with assurance that it exceeds the most rigid Federal and A. S. T. M. specifications. Lehigh Portland Cement Company, Allentown, Pa.

Contractor: John McShain, Inc.,
 Philadelphia, Pa. and Washington, D. C.

Lehigh Mortar Cement: Eckington Building
 Supply Co.,
 Washington, D. C.

Ready Mix Concrete: Howat Concrete Co.,
 Washington, D. C.


**LEHIGH
CEMENTS**

- LEHIGH MORTAR CEMENT
- LEHIGH EARLY STRENGTH CEMENT
- LEHIGH PORTLAND CEMENT
- LEHIGH AIR-ENTRAINING CEMENT

Three conventional 1' by 4' flush troffers each with two 40-watt fluorescent lamps.



One Silvray ILC 8' by 5" unit with one Power-Groove fluorescent lamp.



With Silvray's ILC (Indirect Luminous Ceiling) the lighting equipment will occupy 75% less ceiling space than by using conventional fixtures with equivalent illumination. You'll get semi-indirect quality light, with less fixtures, less installation costs, less maintenance costs—but greater opportunity for better design and resultant aesthetics.

Fill in and mail coupon for enlightening facts about ILC for architects, designers and engineers.

Silvray Lighting, Inc.
Dept. # 1
Bound Brook, N. J.

Gentlemen:

Please send me by return mail new comprehensive illustrated brochures.




- "ILC Lighting Engineered for the Architect."
 "New Lessons in School Lighting."

Name _____

Firm _____

Address _____

City _____ Zone _____ State _____



ABOVE: Charles Walton of Jones & Emmons, Los Angeles, created this unusual screen of grille units. Useful either as a decorative sun screen or as a fence for patios. Each section of this eye-catching screen is devised from just two block units.


UPPER RIGHT: Hellmuth, Obata & Kassabaum, St. Louis, took 4" x 8" x 16" grille and hollowcore units, stacked them vertically and achieved this impressive wall. Smart as a room divider or an interesting decorative note for special emphasis.

LOWER RIGHT: Victor Lundy of Sarasota, took the same perforated concrete block units responsible for the screen pictured above, laid them on their sides and at angles. The result: this unusually beautiful and intricate screen design. Flexibility unlimited with concrete masonry!


Architects' idea walls from the wonderful new world of **BLOCK**



Leading architectural firms were asked to create new concrete masonry walls from units now available from the industry. Their answer was a series of designs of new dimension, use and beauty—opening a whole new wonderful world of block. "The complete story—designs, specifications, and a host of new block wall patterns are vividly described in Vol. 15, No. 2 of 'Pictorial.' Send 20c for your copy."




National Concrete Masonry Association 1015 Wisconsin Ave., N.W., Washington 7, D.C.




Watch for Concrete Industries Horizon Homes program

For more information, turn to Reader Service card, circle No. 379

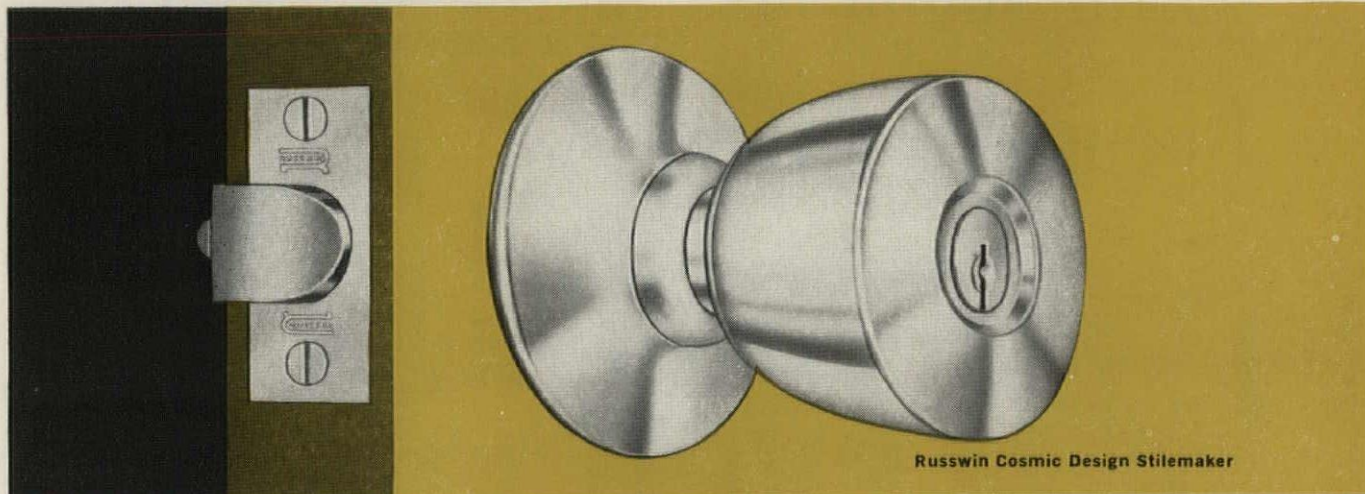
in the two newest states...



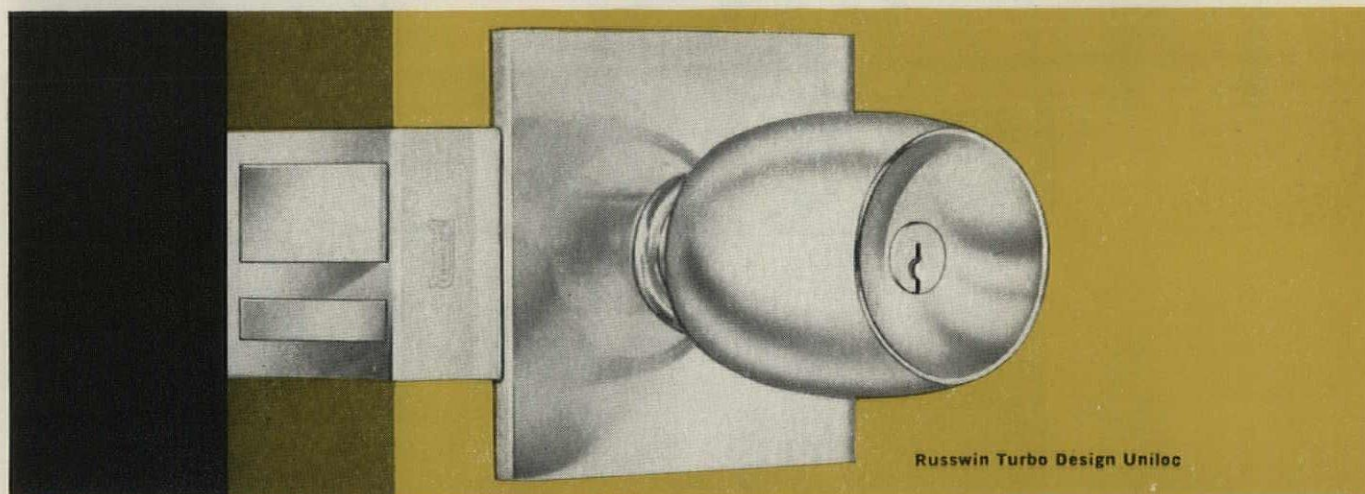
Public Safety Bldg., Anchorage
Architect & Assoc.: Edwin Crittenden, Anchorage, Alaska
Hardware: Glass, Sash & Door Supply Co., Anchorage, Alaska



The Ala Moana Building, Honolulu
Architect: John Graham & Co., Seattle and New York
Hardware: Theo. H. Davies & Co., Ltd., Honolulu, Hawaii
Owner-Contractor: Hawaiian Land Company, Ltd., Honolulu



Russwin Cosmic Design Stilemaker



Russwin Turbo Design Uniloc

it's russwin, the doorware that "speaks for the architect"!

In Alaska, in Hawaii . . . wherever doorware is chosen for beauty and stamina, architects choose Russwin Doorware.

Handsome Turbo Design Unilocs with award-winning knobs and heavy-duty "unit construction" are the choice for Honolulu's new Ala Moana Building with its distinctive roof-top revolving lounge. In the new Anchor-


age Public Safety Building, Russwin's popular Stilemaker Heavy Duty Cylindrical Locks, Cosmic Design, are used.

Look to Russwin when *you* want doorware with flair . . . doorware that lasts . . . doorware that speaks for itself and *you*. Write Russell & Erwin Division, The American Hardware Corporation, New Britain, Conn.



Now, the partition with
46 db sound loss and
1-hour fire rating...

**costs
even
less!**



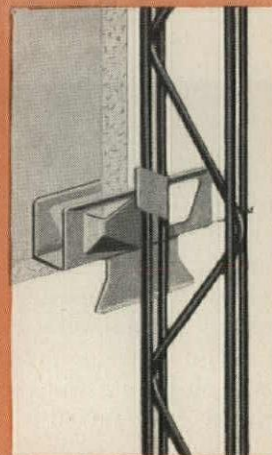
TRUSSTEEL* Stud Resilient Lathing

is the low-cost way to obtain both high sound transmission loss ratings and high fire ratings in a non-load-bearing partition. And now it costs even less!

The TRUSSTEEL* Stud Resilient Lathing System offers these unusually high ratings by attaching ROCKLATH* Plaster Base to steel studs with resilient metal clips. The result is a plaster slab held free of studs. This suspension greatly reduces sound transmission without loss of fire protection. Now, with simplified design requiring fewer parts, this system costs even less to build!

TRUSSTEEL Studs offer other savings, too. Wide-open web design cuts installation costs of service utilities by as much as 10%. Variety of widths, down to 1 $\frac{5}{8}$ "", allows TRUSSTEEL Studs to be easily substituted for concrete block without re-dimensioning drawings.

Get full information from your U.S.G. representative or plastering contractor, or write Dept. PA-11, 300 W. Adams St., Chicago 6, Ill.



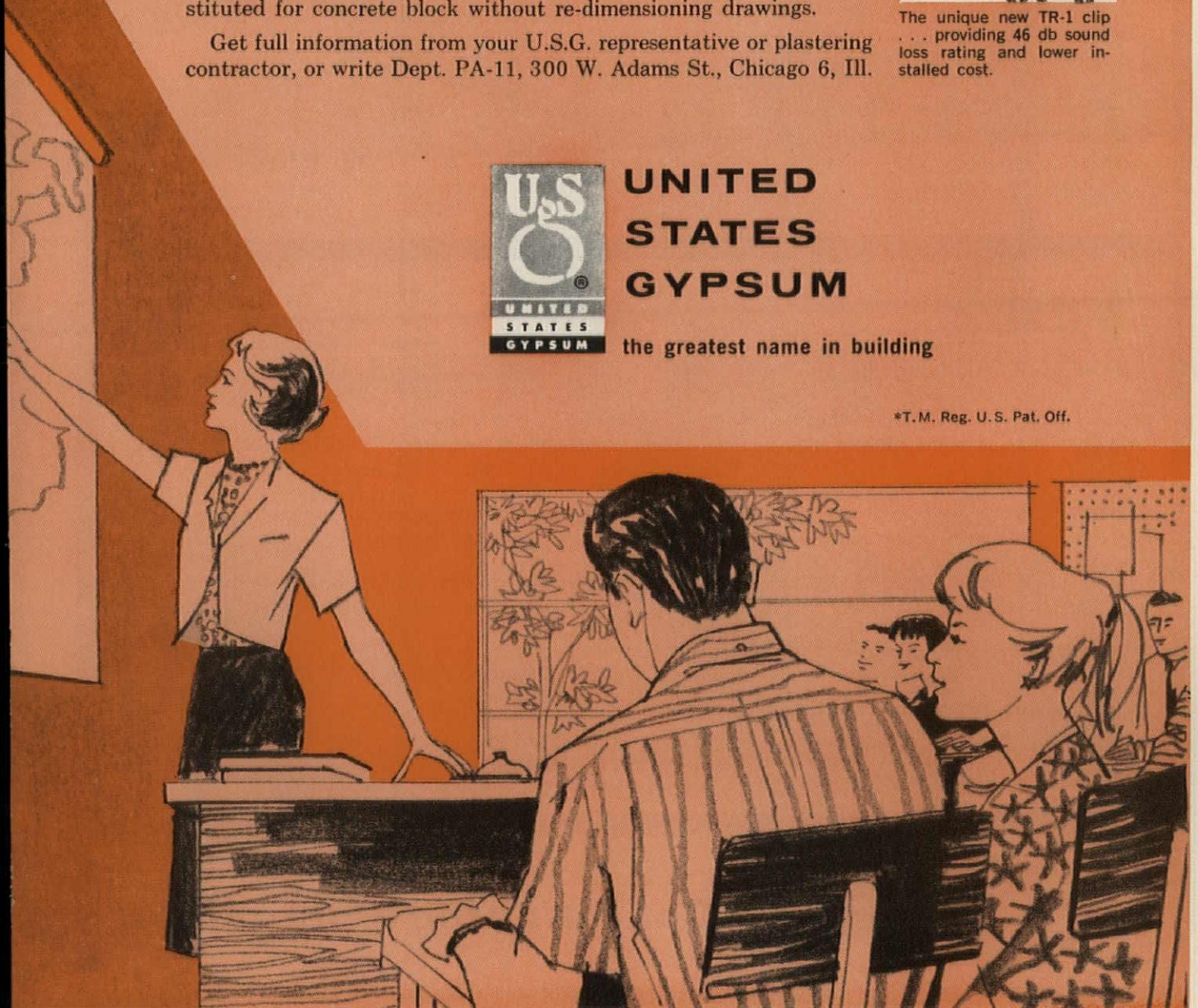
The unique new TR-1 clip . . . providing 46 db sound loss rating and lower installed cost.



**UNITED
STATES
GYPSUM**

the greatest name in building

*T.M. Reg. U.S. Pat. Off.




NEW CARRIER REHEAT WEATHERMASTER SYSTEM

...WHERE and WHY you can use it to advantage!

Now you can capitalize more often on the unique advantages inherent in all single duct, constant volume air conditioning systems with reheat at room terminals. The new Carrier 36BA Reheat Weathermasters* permit use of either high or normal velocity primary air. Four reheat coils are now available in each unit size. And you have a wide selection of new modular cabinets and furred-in arrangements.

You can select units more economically to meet cooling capacity and sound control requirements, with the assurance that they will also be able to match almost any heating load—regardless of geographical location, exterior glass area, or limitations of existing steam or hot water plants. For complete information on the new Carrier Reheat Weathermasters,



write for the 8-page catalog, 36BA86. Carrier Air Conditioning Company, Syracuse 1, N. Y.

WHERE:

Existing office buildings, hospitals and hotels, regardless of size, where present steam and hot water services are in good condition. Units replace radiators; only supply air duct system need be added.

Schools, where high ventilation capacity and ease of automatic room temperature control make this system very suitable. May be applied for heating and ventilating only, with cooling added later at low cost.

Laboratories, where precise control of both humidity and temperature is a requirement.

New small office buildings, where it is usually impractical to apply a high-pressure induction system, yet a quality system at low cost is wanted.

WHY:

All-air cooling assures superior ventilation and odor dilution.

Induction at unit permits smaller ducts, lower fan horsepower, gravity heat.

Constant volume supply air speeds system balancing, maintains constant air motion.

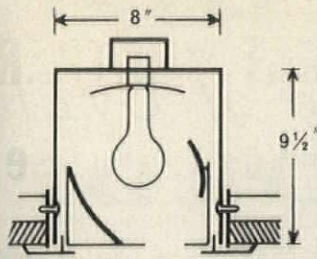
Constant temperature supply air simplifies central station apparatus, provides maximum humidity control.

Central station design eliminates service in occupied spaces.

Reheat at unit provides best possible control, solves zoning problems.

Carrier Air Conditioning Company

Photos Courtesy of
Popular Home Magazine



the light that
beams with pride!

NEW *halo* WALL-WASH LITE

with 360° rotation

NO. H4160

\$2831*
LIST PRICE

It's the latest attention-getter in recessed lighting circles . . . Halo's new Wall-Wash Lite featuring an inner frame that rotates 360° to cast soft accent light on "special interest" wall areas. Outer frame remains stationary . . . lamp reflectors rotate with inner frame. 1 x 4" aperture opening emits light from 150 Watt general service lamp. Entire fixture is 8" wide, 9½" high, with eggshell frame finish. For dramatic, efficient—low-cost—wall lighting, use the *light that beams with pride* . . . Halo's H4160 Wall-Wash Lite.



*Price subject to zone differences.

BETTER LIVING THROUGH CREATIVE LIGHTING

HALO LIGHTING PRODUCTS INC. 

4201 WEST GRAND AVENUE


CHICAGO 51, ILLINOIS



GLYNN·JOHNSON


the complete line of OVERHEAD DOOR HOLDERS

*overhead means out-of-the-way...
no stumbling hazards—no interference with cleaning





▲GJ 100 concealed (non-handed) for single and double acting doors. The finest in appearance and long, trouble-free wear.

GJ 90▶ surface type (handed)




◀GJ ARISTOCRAT (non-handed) for single acting doors. Ruggedly built for hard, practical usage.

GJ 80▶ (handed) for single acting doors. For moderate cost installations.



◀ GJ 70 (non-handed) for single acting doors. Inexpensive for low-cost installations.

GJ 300 and GJ 500 series▶ (non-handed) concealed for single and double acting interior doors. Surface type for single acting doors. Spring cushion types and friction holder type.



CUSHION THE STOP... silently absorbing the shock of violent openings.




HOLD THE DOOR... hold-open engages silently... holds firmly... releases easily.

"Life of the building" GJ Overhead Door Holders are made of highest tensile strength alloys requiring minimum maintenance or replacements. They have built-in shock absorbers to cushion the stop and are made in various sizes for any width door.

Write for complete details and templates.

GLYNN·JOHNSON CORP.
4422 no. ravenwood ave. • chicago 40, ill.



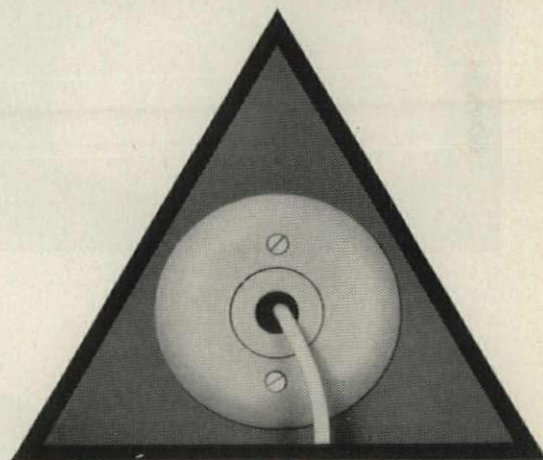


For details of home installations, see Sweet's Light Construction File, 11c/Be. ▲

CONGEALED WIRING

*and built-in outlets
keep telephone service
flexible, protect the interior
beauty of homes, and add
to their resale value.*

*This is telephone planning...
modern...functional...
aesthetic.*






Bell Telephone System



For more information, turn to Reader Service card, circle No. 319

Below: a modest sampling of Lightolier's 1,000-plus array of lighting devices... so varied that it includes functional fluorescents, glittering chandeliers, and all that lies between. Virtually every Lightolier expresses that more-than-common sense of design and imaginative engineering that makes even a standard fixture seem exceptional. Look at the recessed fixture at left. Tiny, champagne-tinted glass beads fused to the lens risers filter out glare components. Or the optically

1000 LIGHTOLIERS POSE A



LIGHT


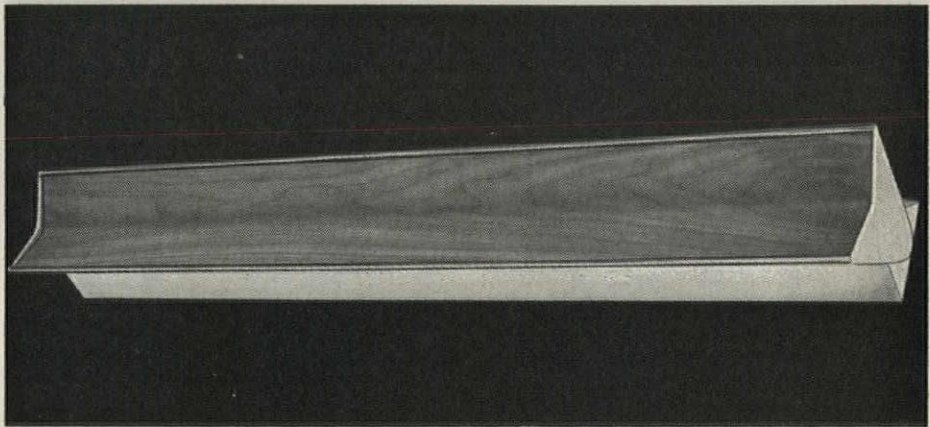

Jersey City 5, New Jersey / Showrooms: New York, Chicago, Dallas, Los Angeles

LIGHTOLIER fixtures are stocked by these Authorized Distributors:

- | | | | | | | | | | | | | | | | | | | | |
|---|--|---|---|--|---|--|---|--|---|--|---|---|---|--|--|--|---|--|---|
| ALABAMA
Birmingham: Mayer Elec. Sup. Co.
Mobile: F. E. Smith Elec. Co. | SACRAMENTO:
Capital Whlsc. Elec. Co.
San Bernardino: Tri-County Elec. Whlscs.
San Diego: Sunlight Elec. Sup. Co.
San Francisco: California Elec. Sup. Co. | DISTRICT OF COLUMBIA
Washington: Maurice Elec. Sup. Co.
National Elec. Wholesalers | Englewood Elec. Sup. Co.
Hario Elec. Sup. Co.
Hyland Elec. Sup. Co.
Metropolitan Elec. Sup.
Stainer Elec. Co.
Wholesale Elec. Sup. Co. | KANSAS
Kansas City: W. I. Foley Elec. Co.
Wichita: Architectural Lighting, Inc. | HAGERSTOWN:
Holland Co.
Tristate Elec. Sup. Co.
Salisbury: Aircraft Elec. Sup. Co. | LOUISIANA
Baton Rouge: Electrical Wholesalers, Inc.
New Orleans: Interstate Elec. Co. | MAINE
Bangor: Standard Elec. Co.
Portland: Holmes Elec. Supply Co. | MARYLAND
Baltimore: Baltimore Gas Light Co.
Dominion Elec. Sup. Co. | MASSACHUSETTS
Boston: Boston Lamp Co.
Mass. Gas & Elec. Light Co.
Henry L. Wolfers, Inc.
Fittsfield: Carr Supply Co.
Springfield: M. W. Zimmerman, Inc.
Worcester: Benjamin Elec. Sup. Co. | MICHIGAN
Detroit: Hamilton Elec. Co.
Michigan Chandelier Co.
Flint: Royalite Co.
Grand Rapids: Purchase Elec. Sup. Co.
Lackston: Electric Wholesale Sup. Co. | MINNESOTA
Duluth: Northern Elec. Sup. Co.
Minneapolis: North Central Elec. Distr. Co.
Northland Elec. Sup. Co.
St. Paul: Lax Elec. Co. | MISSISSIPPI
Jackson: Stuart O. Irby Co. | MISSOURI
Kansas City: Glasco Elec. Co.
St. Louis: M. K. Clark
Springfield: Southern Materials Co. | MONTANA
Great Falls: Glacier State Elec. | NEBRASKA
Lincoln: White Electric Supply Co.
Omaha: Electric Fix. & Sup. Co. | NEVADA
Reno: Western Elec. Dist. Co. | NEW HAMPSHIRE
Portsmouth: Mass. Gas & Elec. Light Co. | NEW JERSEY
Atlantic City: Franklin Elec. Sup. Co.
Camden: National Elec. Sup. Co. | NEW MEXICO
Albuquerque: The Lighting and Main Co. |
| ARIZONA
Phoenix: Brown Wholesale Elec.
Tucson: Beacon Ltg. Fix. Co. | COLORADO
Denver: Central Elec. Sup. Co. | FLORIDA
Miami: Farrey's Whlsc. Hdwe. Co. | GEORGIA
Atlanta: Atlanta Ltg. Fix. Co.
Electrical Wholesalers
Noland Co. | KENTUCKY
Louisville: Henry I. Rueff Co. | INDIANA
Ft. Wayne: Mossman-Yarnelle Co.
Gary: Englewood Elec. Sup. Co.
Indianapolis: Indiana Polite: Farrell-Argast Elec. Co.
South Bend: Englewood Elec. Sup. Co. | HAWAII
Honolulu: Hawaiian Light & Sup. Co. | ILLINOIS
Chicago: Tepper Elec. Sup. Co.
Eteenge Elec. Sup. Co. | CONNECTICUT
Bridgeport: B. M. Tower Co., Inc.
Hartford: Beacon Light & Sup. Co. | NEW YORK
New Haven: Grand Light & Sup. Co.
New London: United Elec. Sup. Co.
South Norwalk: Klaff's Inc.
Stamford: Marlo Co.
Waterbury: Starbuck Sorague Co.
Suburban Supply Co. | CALIFORNIA
Bakersfield: San Joaquin Whlsc. Elec. Co.
Fresno: Electrical Suppliers, Inc.
Los Angeles: Gough Industries, Inc.
Palm Springs: Tri-County Elec. Whlscs.
Riverside: Tri-County Elec. Whlscs. | | | | | | | | | |

precise fluorescent, bottom right. Interlocking ends permit arrow straight continuous runs... no dark joiner straps required. Or, in another vein, the quiet riot of gaily colored acrylic ribs accented with wrought iron and polished brass for a boldly decorative effect. Practically every Lightolier product is special in some significant way. For variety, for fresh ideas, for craftsmanship, and for design, look first to Lightolier. You'll seldom have to look further.

MULTIPLE CHOICE QUESTION




New 96 page catalogue shows over 1,000 lighting devices. For your copy, write Dept. PA 10.

COLLIER®

...for a better way of Light

- | | | | | | | | |
|--|---|--|---|---|---|---|---|
| <p>NEW YORK
 <i>Binghamton:</i>
 Freije Elec. Sup. Co.
 <i>Buffalo:</i>
 Buffalo Incand. Light Co. Inc.
 <i>Nanuet (Rockland Co.):</i>
 Rockland Lighting
 <i>Niagara Falls:</i>
 Hysen Supplies Inc.
 <i>Poughkeepsie:</i>
 Electra Sup. Co.
 <i>Rochester:</i>
 Rowen Electric Sup. Co.
 <i>Schenectady:</i>
 American Elec. Sup. Co.
 <i>Syracuse:</i>
 Superior Elec. Corp.
 <i>White Plains:</i>
 Wolar Lighting Corp.</p> <p>NORTH CAROLINA
 <i>Asheville:</i>
 Electric Sup. Co.
 <i>Charlotte:</i>
 Independent Elec. Sup. Co.
 <i>Durham:</i>
 Noland Co.</p> | <p><i>Greensboro:</i>
 Elec. Sup. & Equip. Co.
 <i>High Point:</i>
 Electric Sup. Inc.
 <i>Kinston:</i>
 Kinston Elec.
 <i>Raleigh:</i>
 Electrical Equipment Co.
 <i>Winston-Salem:</i>
 Hysen Supplies Inc.
 Noland Co.</p> <p>NORTH DAKOTA
 <i>Fargo:</i>
 Border States Elec. Sup. Co.
 Northwest Elec. Sup. Inc.</p> <p>OHIO
 <i>Akron:</i>
 The Sicks Elec. Sup. Co.
 <i>Canton:</i>
 Electric Sales Co.
 <i>Cincinnati:</i>
 B. & S. Elec. Co.
 F. D. Lawrence Electric Co.
 <i>Richards:</i>
 Richards Elec. Sup. Co.
 <i>Cleveland:</i>
 The H. Leff Electric Co.
 Midland Elec. Co.</p> | <p><i>Columbus:</i>
 Fluorescent Sup. Co.
 The Loeb Elec. Co.
 <i>Dayton:</i>
 Duellman Elec. Co.
 <i>Springfield:</i>
 The W. W. Elec. Co.
 <i>Toledo:</i>
 Gross Elec. Fix. Co.
 <i>Youngstown:</i>
 The Braff Ltg. Fix. Co.</p> <p>OKLAHOMA
 <i>Oklahoma City:</i>
 Elec. Sup. of Oklahoma
 Hunzicker Bros.</p> <p>OREGON
 <i>Portland:</i>
 Baker-Barkun Co.
 Malloy Robinson Co.</p> <p>PENNSYLVANIA
 <i>Allentown:</i>
 Coleman Elec. Co.
 <i>Erie:</i>
 Kras Elec. Co.</p> | <p><i>Harrisburg:</i>
 Fluorescent Sup. Co.
 Schaeffer Bros.
 <i>Hazleton:</i>
 Power Elec. Co. Inc.
 <i>Lancaster:</i>
 Jno. E. Graybill & Co.
 <i>New Castle:</i>
 Midwestern Elec. Co.
 <i>Norristown:</i>
 Norristown Elec. Sup. Co.
 <i>Philadelphia:</i>
 Gold Seal Elec. Sup. Co.
 Logan Elec. Sup. Co., Inc.
 Pyramid Elec. Sup. Co., Inc.
 Sylvan Elec. Fix. Co.
 West Phila. Elec. Sup. Co.
 <i>Pittsburgh:</i>
 Allied Elec. Sup. Co.
 Argo Life Studios
 Brown & Green
 Wally Elec. Sup. Co.
 <i>Reading:</i>
 Coleman Elec. Co.
 <i>Scranton:</i>
 Lewis & Reiff, Inc.</p> | <p><i>Uniontown:</i>
 Pioneer Electric Dist.
 <i>West Chester:</i>
 West Chester Elec. Sup. Co.
 <i>Wilkes-Barre:</i>
 Anthracite Elec.
 <i>Williamsport:</i>
 Lowry Electric Co.
 <i>York:</i>
 Jno. E. Graybill & Co.</p> <p>RHODE ISLAND
 <i>Pawtucket:</i>
 Major Elec. Sup. Co.
 <i>Providence:</i>
 Leavitt Colson Co.
 Tops Elec. Sup. Co.</p> <p>SOUTH CAROLINA
 <i>Columbia:</i>
 Capital Elec. Sup.
 Noland Co.
 <i>Greenville:</i>
 Sullivan Hdwe. Co.</p> <p>SOUTH DAKOTA
 <i>Watertown:</i>
 J. H. Larson Elec. Co.</p> | <p>TENNESSEE
 <i>Chattanooga:</i>
 Mills & Lupton Sup. Co.
 Noland Co.
 <i>Knoxville:</i>
 The Keener Co.
 <i>Memphis:</i>
 Belvedere Lighting Co.
 <i>Nashville:</i>
 Nashville Elec. Sup. Co.</p> <p>TEXAS
 <i>Brownsville:</i>
 Electric Fix. Sup. Co.
 <i>Dallas:</i>
 Rogers Elec. Sup. Co.
 <i>H. Worth:</i>
 Anderson Fixture Co.
 Cummins Supply Co.
 General Industrial Sup. Corp.
 <i>Houston:</i>
 Anderson Lighting Co.
 Gulf Coast Elec. Sup. Co. Inc.
 Martin Associates
 Worth Elec. Sup. Co.
 <i>San Antonio:</i>
 Electrical Distrib. Co.
 Southern Equip. Co.</p> | <p>Strauss-Frank Co.
 Worth Elec. Sup. Co.
 <i>Waco:</i>
 Dealers Elec. Sup. Co.</p> <p>UTAH
 <i>Salt Lake City:</i>
 Artistic Lighting</p> <p>VIRGINIA
 <i>Arlington:</i>
 Dominion Elec. Sup. Co. Inc.
 Noland Co.
 <i>Lynchburg:</i>
 Mid-State Elec. Sup. Co. Inc.
 <i>Roanoke:</i>
 Noland Co.</p> <p>WEST VIRGINIA
 <i>Charleston:</i>
 Capitol Light Co.
 Goldfarb Elec. Sup. Co.</p> <p>WISCONSIN
 <i>Appleton:</i>
 Moe Northern Co.</p> | <p><i>Eau Claire:</i>
 W. H. Hobbs Supply Co.
 <i>La Crosse:</i>
 W. A. Roosevelt Co.
 <i>Milwaukee:</i>
 Electric-Craft Lighting
 Lappin Electric Co.
 Standard Elec. Sup. Co.
 <i>Racine:</i>
 Milch Elec. Sup. Co.</p> <p>WASHINGTON
 <i>Seattle:</i>
 Seattle Lighting Fix. Co.</p> <p>CANADA
 <i>Edmonton:</i>
 Alberta Elec. Sup. Ltd.
 <i>Montreal:</i>
 L. D. G. Products, Inc.
 Gray Elec. Co.
 Union Elec. Sup. Co. Ltd.
 <i>Toronto:</i>
 Bevere Elec. Dist.
 Toronto Ltg. Studios
 Union Elec. Sup.</p> |
|--|---|--|---|---|---|---|---|


National Electric is the *Speedy* way to put power in place



NO FISHING REQUIRED WITH THESE SURFACE RACEWAYS

Fasten the base, lay in the wires, snap on the capping. With National Electric's "lay-in" method of installation, surface raceways are fast and easy to install . . . they assure a better looking job. Since there's no "fishing" required, NE Raceways are a minimum cross section. Their low contour lets them hug the surface. You install it faster . . . less labor—more profits!


Metal molding, Surfaceduct, Twinduct, Florduct, Plug-in Strip . . . National Electric makes them all. For details, ask your electrical distributor. Or, write National Electric Division, H. K. Porter Company, Inc., Porter Building, Pittsburgh 19, Pa.



Raceways for every installation requirement.

PORTER

**NATIONAL ELECTRIC DIVISION
H. K. PORTER COMPANY, INC.**



Baldwin-Ehret-Hill Styltone is going up on ceilings of more and more of the country's notable building jobs. ➤ There's a dignified and rich beauty in the endless variety of pattern—for no two tiles are fissured alike. ➤ The deep, undercut fissures provide more sound absorbing surface with a noise reduction coefficient of .80, to minimize the resonance and transmission of disturbing clamor. ➤ For permanence, specify Styltone whose mineral

what's
up
?

wool structure makes it non-combustible as well as rot- and decay-proof. ➤ It is available in $\frac{3}{4}$ " thickness with beveled or square edges in sizes 12" x 12", 12" x 23 $\frac{3}{4}$ " and 12" x 24". ➤ Your nearby qualified Baldwin-Ehret-Hill acoustical contractor will supply more complete information, or write Dept. ST, Baldwin-Ehret-Hill, Inc., 500 Breunig Avenue, Trenton 2, New Jersey. **STYLSTONE®**

BALDWIN - EHRET - HILL

For more information, circle No. 321




Exciting design ideas with POZZOLITH concrete . . .

Pauls Valley High School teaches a lesson in thin shell concrete

From plants such as this new high school at Pauls Valley, Oklahoma—school planners and architects are learning about a dramatic new concrete design concept for shaping and molding the classrooms of tomorrow. For here—with the highly successful use of thin shell concrete—the architect has demonstrated both the practical and aesthetic values of a bold departure from traditional forms of school construction.

Use of thin shell concrete for spanning areas in this \$500,000 project varies from simple barrel shells for classrooms to more complex paraboloids for the auditorium and administration areas. POZZOLITH was the concrete admixture used to produce specified strength most economically and enable the contractor to control setting time to the varying weather conditions. With POZZOLITH, the concrete was produced at lowest cost-in-place . . . finished easily . . . and contributed to the low over-all project cost of just \$9.40 per square foot.

This is *architectural concrete* . . . a bold, expressive and practical medium for today's creative architect. And POZZOLITH adds to the versatility, beauty and utility of concrete . . . makes it a more durable building material—superior in performance and economy to plain concrete or concrete produced with any other admixture. Contact the local Master Builders field man for a demonstration of POZZOLITH's unique benefits for your present or future concrete projects—and see our new general catalog in Sweet's, Section 9.



PAULS VALLEY HIGH SCHOOL, Pauls Valley, Oklahoma. Thin shell 53,000 sq. ft. complex includes 87' x 112' elliptical paraboloid auditorium (left), barrel shell classrooms and scalloped-dome administration building. Owners: Pauls Valley Board of Education • Architects and Engineers: Jack L. Scott and Associates, Oklahoma City, Oklahoma • General Contractor: E. P. Hudgens Construction Company, McAlester, Oklahoma.

*The Master Builders Company • Cleveland, Ohio
Division of American-Marietta Company
World-wide manufacturing and service facilities*

MASTER BUILDERS. POZZOLITH*

*POZZOLITH is a registered trademark of The Master Builders Co. for its ingredient for concrete which provides maximum water reduction, controls rate of hardening and increases durability.

For more information, turn to Reader Service card, circle No. 368







PAULS VALLEY
HIGH SCHOOL

Gordon Technical High School—Chicago, Illinois
Architects: Fox and Fox—Chicago, Illinois

Inglewood High School—Inglewood, California
Architects: H. L. Gogerty—Los Angeles, California




WAYNE POWER-OPERATED GYMSTANDS^{*}

seem to cost more until you look at the advantages!


- in automatic operation
- in longer unit life
- in reduced maintenance
- in more seating per unit

Institut des Technologie—Trois-Rivieres, Canada
Architects: Denoncourt & Denoncourt—Trois-Rivieres, P/Q.


Cerritos College—Norwalk, California
Architects: Kistner, Wright & Wright—Los Angeles, Calif.




Darien High School—Darien, Connecticut
Architects: Ketchum & Sharp—New York, New York




Lake Forest High School—Lake Forest, Illinois
Architects: Stanley D. Anderson Associates, Inc.—
Lake Forest, Illinois



Hamilton J. Robichaud High School—Inkster, Michigan
Architects: Bennett & Straight, Inc.—Dearborn, Mich.



Whitehall High School—Lehigh County, Pennsylvania
Architects: Wolf & Hahn—Allentown, Pennsylvania



The elbow-grease is gone at these twelve handsome gymnasiums because they recognized the inherent advantages in Wayne Power Operated Gymstands. Here is the only Gymnasium Seating System in the industry offering this combination of features plus a choice of two basic types. (1) *Power Operation* in exclusive *Continuous* seat and footboard design with no breaks between sections. (2) *Power Operation* in "Unit Connected" seat and footboard design where gaps between sections are reduced to 1/4"!

What advantages do these schools gain? First, *Power Operation* eliminates forever the manual labor of physically pulling and pushing Gymstands open or closed. Just turn a key, stands glide to a perfect position.

Next, the controlled, smooth, steady force of Wayne's Power System stops Gymstand banging, jarring and bumping during opening and closing, materially reduces stress and strain, increases Gymstand life.

With Wayne's *Continuous* seat, foot and riser board design, every inch of seating space is usable—can mean up to 10% more seating capacity. Wayne's *Unit-Connected* design, with extra-narrow 1/4" gap between sections, offers the same basic advantages, the same space saving feature.


Are you planning a gym? Then talk to the folks at Wayne. For new 32-page full-color catalog, write direct to—

WAYNE

WAYNE IRON WORKS, WAYNE, PENNSYLVANIA
Indoor Seating • Outdoor Seating • Folding Partitions
Basketball Backstops • Folding Stages

*PATENT NO. 2,946,556 For more information, circle No. 401


North Bend Junior-Senior High School—North Bend, Ore.
Architects: Hamlin & Martin—Eugene, Oregon




Millard Junior-Senior High School—Millard, Nebraska
Architects: Hollis and Miller—Overland Park, Kansas



Pottstown Senior High School—Pottstown, Pennsylvania
Architects: Sanders & Thomas Associates—Pottstown, Pa.



Weber County High School—Ogden, Utah
Architects: Keith W. Wilcox and Associates—Ogden, Utah





LIFETIME GOOD LOOKS — Scheduled for completion by mid-1961, New York's United Engineering Center will provide 260,000 square feet gross area for 18 engineering bodies. Exterior of Nickel Stainless Steel

and glass will always be easy to maintain. Architects: Shreve, Lamb & Harmon Associates. General Contractor: Turner Construction Company. Nickel Stainless Steel fabricator: Moynahan Bronze Company.

Why engineers choose Nickel Stainless Steel for their own United Engineering Center

Engineers and architects know how well Nickel Stainless resists pitting and corrosion . . . how its high strength-to-weight ratio allows reduction of gauge thickness—without loss of strength—to make it competitive in cost with less durable architectural metals.


They know, too, that because it is solid metal—corrosion-resisting all the way through—Nickel Stainless holds its beauty even in industrial atmos-

pheres. Its surface stays so smooth that rainfall alone helps keep it clean.

These reasons explain why window frames, louvers, mullions and column covers will be made of Type 302 Nickel Stainless. And they also explain why Nickel Stainless was chosen in combination with masonry and glass to achieve striking effects for lobby and entrances.

Now is the time to include Nickel

Stainless Steel in *your* plans. Inco will be glad to assist you in every possible way. As a starter, send for the booklet, "Architectural Uses of the Stainless Steels." It's free on request, and will make a valuable addition to your reference files.

The International Nickel Company, Inc.
67 Wall Street  New York 5, N. Y.

Inco Nickel

Nickel makes stainless steel perform better longer

Factory Balanced — Ready to Use

NEW ANEMOSTAT

Mechanical Constant Volume Boxes, Type HV

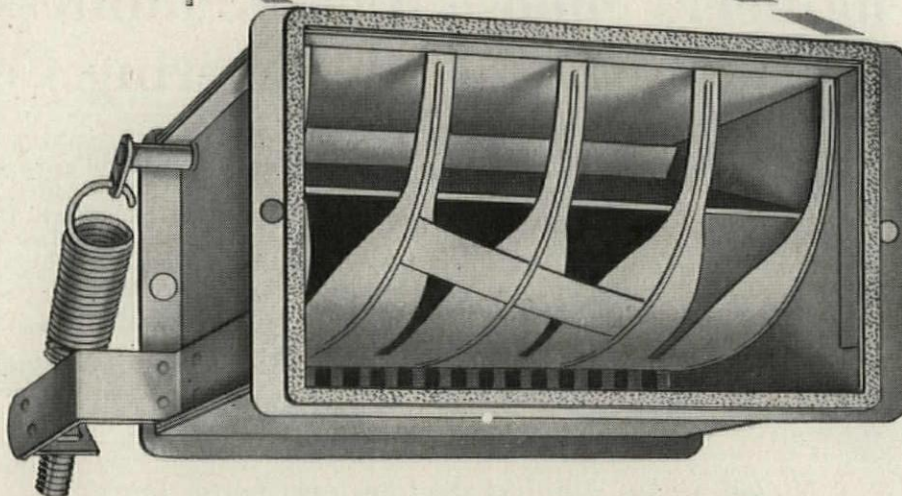
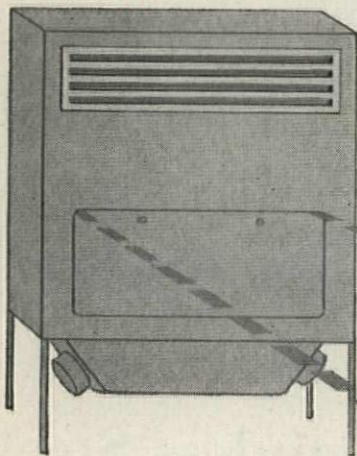
Designed and developed for today's high velocity dual duct air conditioning systems, the Anemostat single motor HV mixing box is unexcelled for material, quality and performance. Pre-balanced and factory calibrated to operate consistently within $\pm 5\%$ of required air quantities, the Anemostat HV unit is ready for immediate operation upon installation.

The Anemostat HV mixing box requires **only one** pneumatic operator; the mechanical constant volume device* does the rest. This all metal device offers these unique design and construction features:

- 1 Built to last a life time, with corrosion-resistant parts, it requires no maintenance.
- 2 Allows for simple field adjustment to meet changing air requirements.
- 3 Operating engineers don't have to worry about replacing worn fabrics, nor is there any perforated metal to clog and impede efficiency.

The Anemostat HV mixing box is available for a wide range of air capacities. Write for Anemostat Bulletin Mech-70 today.

*Patent Applied For



ANEMOSTAT®

ANEMOSTAT CORPORATION OF AMERICA
SUBSIDIARY OF DYNAMICS CORPORATION OF AMERICA

Factory and General Offices:

888 North Keyser Avenue, Scranton, Pa.

National Sales Office: 25 West 43rd Street, New York 36, N. Y.

Representatives in Principal Cities

AC1982

NEWS REPORT


Architecture's Monthly News Digest of Buildings and Projects, Personalities, New Products

Photo: Ezra Stoller



Slim, muted shaft of Saarinen's CBS Building will stand as his only high-rise office building.

- | | |
|--------------------------------------|------------------------------------|
| 53 SAARINEN'S LAST: THE CBS BUILDING | 59 A-FRAME GALAXY IN NORWAY CHURCH |
| 55 EERO SAARINEN: 1910-1961 | 62 ARCHITECTURAL BULLETINS |
| 56 AIR-CONDITIONED FLORIDA COLLEGE | 73 WASHINGTON/FINANCIAL NEWS |
| 56 HAWAIIAN CREATION IN CONCRETE | 83 PRODUCTS: ELBOWS AND SHAVINGS |
| 57 TAC DESIGNS FOR MASS. ACADEMY | 90 MANUFACTURERS' DATA |

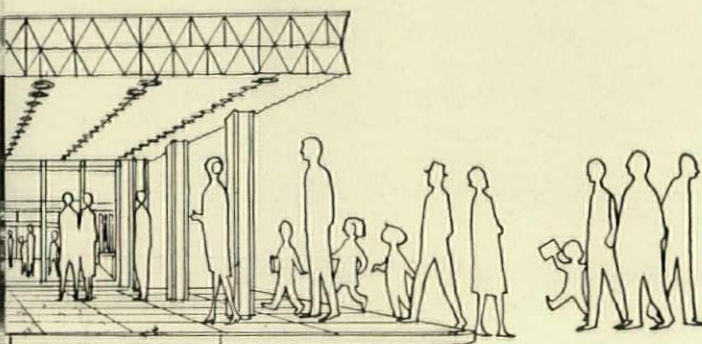



Architects:

Lang & Raugland; McEnery & Krafft — Minneapolis

Sound Engineer:

Sound & Television Systems, Inc. — Minneapolis



New Minneapolis public library . . .

sound planned with

WEBSTER ELECTRIC
Telecom



A towering 13-ton copper replica of an ancient scroll dominates the entrance to the \$8,000,000 Minneapolis Public Library. It is referred to locally as a "gold-plated bargain" — exterior granite facing is trimmed with gold anodized aluminum. A planetarium, lecture hall, drive-in ordering and pick-up window, belt book conveyors and air conditioning are also a part of this advanced facility.

And it's *sound planned* with a Webster Electric Telecom intercommunication system!

Over 100 Telecom phones, strategically located throughout the library, speed service over 40 miles of book shelves with fast, voice contact. 18 phone calls can be carried on simultaneously! The system also incorporates a code call and public address setup.

Telecom is a private dial telephone intercom that operates the same as your utility phone at a fraction of the cost. Practical for small or large business, industrial use, it is available in 2 to 400 phone systems. Speaker-phones, dictation adaptor, conference circuits are easily adapted. It's complete with its own self-contained, *completely automatic* switchboard.

Telecom can be purchased, or leased on a low-cost plan. See your Telecom dealer* for details and a demonstration in your office.

* Listed in the Yellow Pages under "Intercommunications Systems"

COMMUNICATIONS DIVISION


WEBSTER



ELECTRIC

RACINE · WIS

Franklin ed. M179





Saarinen's Sophisticated Skyscraper For CBS

NEW YORK, N.Y. A sculptured shaft that will make most high-rise buildings appear hulking and graceless will be Eero Saarinen's legacy to New York. The building, to house the international headquarters of the Columbia Broadcasting System, is due for completion in 1964. Saarinen worked on the project right up to the time of his brief, fatal illness. According to CBS spokesmen, of the number of schemes proposed for the building, this was the one to which Saarinen always re-

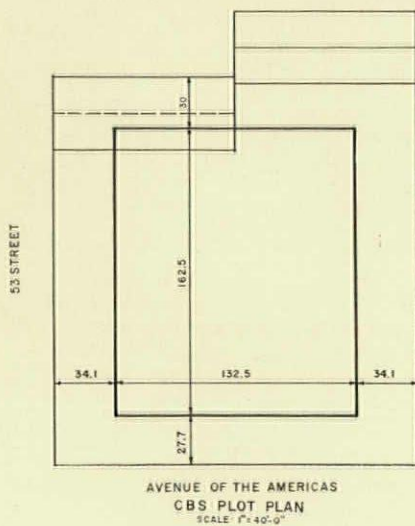
turned. John Dinkeloo, partner in the Saarinen firm, said that this design embodied the late architect's idea of what a high-rise office tower should be. "He was especially excited about this design," Dinkeloo said. "He felt he was going back to the tradition of Louis Sullivan and making a step forward from that dramatic and optimistic moment in the design of tall buildings."

The 38-story, free-standing structure will thrust upward from a gener-

ous sunken plaza covering about 50 per cent of the site. It will be one of the few—if not the first—sheer, free-standing towers in New York. The sophistication of its vertical emphasis will be accentuated by the use of dark gray stone on the piers and spandrels, and gray-tinted glass for the glazing. The plaza will be finished with the same material as the piers. Bays will be worked out on a 5-ft module, and entrances—on 52nd and 53rd Streets—will be between bays,



Low-rise buildings to rear will actually be flush with edge of wall




giving a monumental feeling to the act of entering the building. The main façade, on the Avenue of the Americas, will have no entrances, and will have the appearance of a sheer, vertical leap of masonry and glass—the *idea* of the skyscraper translated into visual actuality.

The section in which the CBS Building is to stand includes, or will include, such neighbors as Rockefeller Center, the Time-Life Building, the Equitable Life Assurance Society Building, and the future 50-story Hilton Hotel. In order to create identity and individualism for his CBS Building in this polyglot surrounding, it was Saarinen's idea to make it as subtle and refined as possible. In this he certainly seems to have succeeded.

To permit the tower to be totally free-standing, an opaque five-story building for traffic and loading will be built behind it across the plaza. Air conditioning and heating elements will be carried in the triangular piers, which expand to a square shape on the ground floor and, above, on the first mechanical floor. The triangular shape of the piers is expected to give a changing, faceted effect to the building as one walks past or around it. In order to provide for future CBS expansion, there will be some rental space in the building, which will house administrative staffs of all eight CBS operating divisions.

Structural Engineer for the project is Paul Weidinger; Mechanical Engineer is Cosentini Associates.

Photo: Baltazar Korab



EERO SAARINEN

1910-1961

News of the recent tragic death of Eero Saarinen at the age of 51 was received by the architectural community with a great sense of shock. When Frank Lloyd Wright died in his eighty-ninth year, there was sorrow at the loss of an outstanding figure, but certainly no grief at lack of fulfillment. Through his long practice, Wright had developed his philosophy of design to the highest point it was likely to reach, and had put it into practice in hundreds of commissions. Saarinen's death, however, is particularly tragic because it was the abrupt termination of a career that not only had accomplished much in a short span, but which also promised who knows what riches in the years to come. Head of his own practice only since the death of his father Eliel, in 1950, Saarinen showed himself to be always the careful, humble, inventive practitioner of his profession. His courage in undertaking and seeing through such recent mileposts on the

path of architectural progress as the General Motors Technical Center, the MIT chapel and auditorium, and the TWA terminal at Idlewild, distinguished one who, while perhaps not yet a major "form-giver" such as Wright or Le Corbusier, nevertheless operated at all times with the conviction and dedication that mark the truly creative artist.


The contemplated move of the Saarinen office from Bloomfield Hills to Hamden, Connecticut, will take place as scheduled. Joseph N. Lacy, partner in the firm, says that there are 10 major jobs, including the CBS Building, now on the boards. "We all believe," Lacy stated, "that if we allowed his untimely and sudden death to disrupt the plans in which we were in such enthusiastic agreement, we would be doing him an act of disrespect."

A personal tribute to Saarinen appears on page 238 of this issue of P/A.

Miami Junior College—Air Conditioned, Of Course

MIAMI, FLA. Plans by the Miami firm of Pancoast, Ferendino, Skeels & Burnham for the proposed Dade County Junior College here call for an all air-conditioned school (except for the gymnasium) of four major initial elements. Considerations of air conditioning have resulted in a compact grouping of buildings with minimum exterior openings.

School buildings, which will center around a man-made lake, will include the academic-library-administration building, fine arts and technology classroom and laboratory building, student center, and physical education building. A small planetarium will be attached to the first-named unit. Cost of entire project will be about \$5,250,000. Student body will number 3000.



CONCRETE TECHNOLOGY IN HAWAII

Photo: Bob Johnson



HONOLULU, HAWAII An apartment-hotel proposed for construction on Ala Wai Boulevard will be a notable example of the use of "concrete technology" in design. The building, designed by Bassetti & Morse's new Hawaiian office (John Tatom, partner-in-charge), will use a system of precast units, eliminating all poured-in-place beams and columns.

Structure will have a prestressed piling foundation, precast concrete bents on lower floors, precast wall panels, and precast, prestressed joists. Elevator tower will be slip formed, and stairs and thin slab floors will be poured in place. Interior walls will be cement-washed, light-weight aggregate concrete block, and non-bearing. Concrete panels and joists will be painted. Ceilings will be acoustical plaster. Other materials will be redwood mill-work throughout, and terrazzo floors in all except permanent carpet areas.

The building will have eight two-bedroom units, 56 one-bedroom units, and 16 studio units. Air-conditioning will be by individual units; there will be a central gas hot water heater. Cost is estimated at \$14.50 per gross sq ft, including entire ground floor parking area, second floor plaza, and exterior stairs and walkways. Surface of building will "move" under the sun.

TAC Goes Academic in Andover

ANDOVER, MASS. Currently under construction at Phillips Academy here are the latest elements in the over-all program designed for the school by The Architects Collaborative. The units are the Thomas M. Evans Science Building and the Art and Communication Center. The two buildings join three new dormitories (with another to come), a library addition, a chapel addition, new athletic facilities, and extensive remodeling.


The science building is a one-story structure designed with utmost flexibility in mind. To accommodate a changing curriculum and staff, interior spaces may be made by the academy's maintenance staff without the aid of professional labor or tools. Bench equipment has been designed with "quick disconnect" service connections, and partitions are plaster board and staggered studs, materials easily handled by the maintenance men. Structure is poured concrete, bush hammered where exposed. Floor and roof slabs use a 2' x 2' pan system. Exterior walls are waterstruck brick and glass. Since the building actually houses three elements—chemistry, biology, and physics—joined at the lobby, there is an area on the roof of each unit for outside experimental work. This area is enclosed with a large precast concrete wall.

The Art and Communication Center, also of poured concrete with selected aggregate, will provide an active workshop for Andover's art gallery, the Addison Gallery of American Art. Studios for painting, sculpture, metal working, and weaving are included. The new structure connects with an existing auditorium stage to provide improved drama facilities. The building has an audio-visual center for the production of film strips for use by the entire school. Up-to-date audio-viewing and listening rooms have been incorporated. Inclusion of the school snack bar brings all students into closer contact with this cultural unit. Once again, exterior walls are waterstruck brick and glass. Large beams running across the building carry a flat floor and roof slab. Parapets, columns, and all other poured concrete are bush hammered in a manner similar to the science building.

Costs are expected to be \$1,100,000 for the science building and \$1,000,000 for the art center. Benjamin Thompson of the TAC office is partner in charge of the project, and J. Timothy Anderson is job captain.



TAC's Thomas M. Evans Science Building for Phillips Academy.



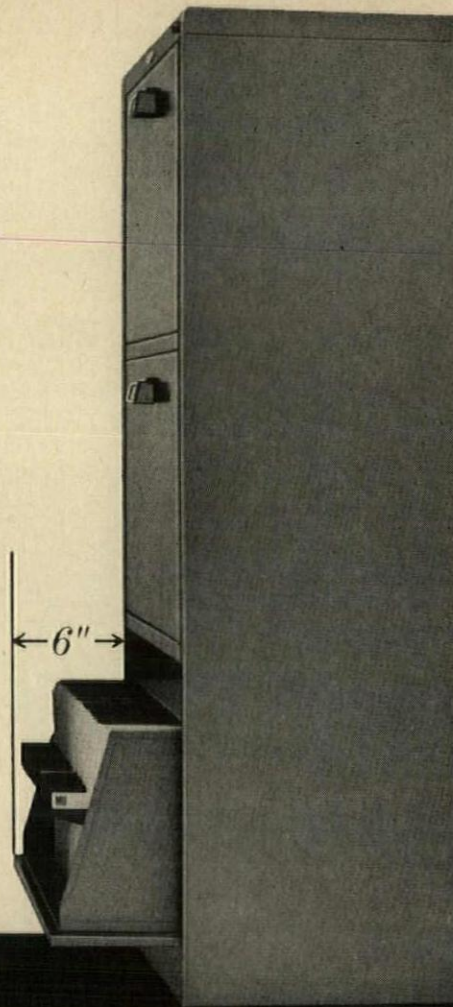
Science building lobby looking toward Philip B. Stewart Biology Wing.



The John B. White Auditorium of the Evans Science Building.



*The Art and Communication Center.
Note passageway penetrating building.*



This file drawer is wide open

In a measly 6" of space all contents are fully exposed, with file guides and folder tabs readable and reachable from two sides. That 6" saves 30% of filing floor space because standard files practically double their floor space needs when drawers are opened all the way. ■■■ Imagine the many ways you can design for space savings with a side-opening file like this; yet it holds as much as standard letter-size or legal-size files. ■■■ You can work them into places where ordinary files won't fit. You can design one or a bank of these files into 12½-inch-deep walls so they're flush, because the file cabinet itself is only 12½ inches deep. ■■■ In narrow passageways, Pro-Files don't block the passage. As built-in's, no worries of open drawers blocking aisles. ■■■ You can suggest their placement closer to desks and in other tight fits wherever they might be handiest. And Pro-Files are excellent as partitions between work areas, doing double duty, saving expensive floor space. ■■■ Available in two-, three-, or four-drawer heights, these letter- or legal-size file cabinets can be stacked to the ceiling with no fear of tipping even when every drawer in the stack is wide open . . . because the center of gravity always remains *inside* the cabinet. ■■■ Good-looking, solidly built, many color choices, not expensive.

*Specify Pro-File** —that's the name *Patented

For literature and specifications, write . . .



YAWMAN & ERBE

A STERLING PRECISION CORP.
1093 Jay Street, Rochester 3, N. Y.



Please send me your brochure on Pro-File.

Name

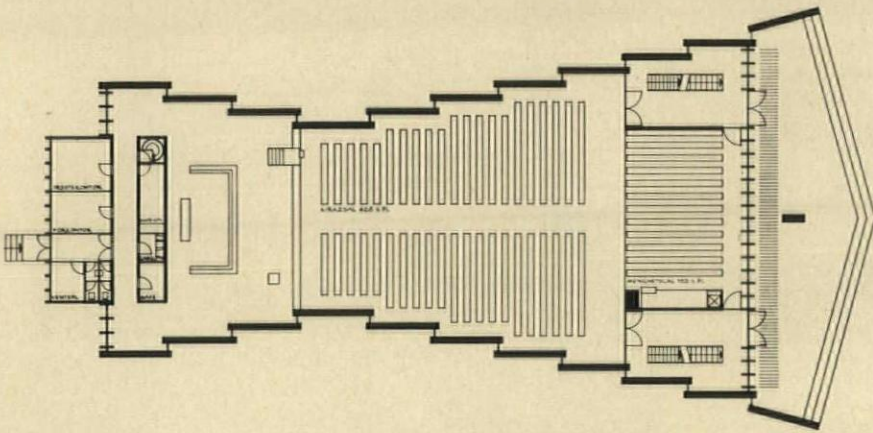
Firm

Street

City Zone..... State.....



Photos: Teigens Fotoatelier



A-FRAMES FOR THE ARCTIC CIRCLE

TROMSO, NORWAY At a dramatic point where a major road will fork east and west after crossing a long bridge, a church will rise against the snowy backdrop of Tromsdalstinden mountain. Designed by Jan Inge Hovig, the church will be perhaps the zenith of A-frame designs, consisting of 11 graduated, pointed arches framing the mountain aspect behind the altar, and serving as a towering announcement to motorists approaching from the highway end. From the highest frame at the entrance, the frames will step down separately toward the choir,

then rise again to a new peak at the rear of the church. Clerestories created between the arches will be glazed for admission of light in this city, which lies within the Arctic Circle.

The frames will be constructed of a form of concrete made from the "Naturbetong" method, which combines injection and sandblasting. According to the architect's description, the method is similar to the one Saarinen specified for his colleges at Yale. The aggregate to be used consists of rocks and pebbles collected from the beaches of nearby fjords.

Floor of the church will be gray tile.

According to Hovig, his intention was to design "a church which will appear as a sculpture in the countryside, one which will present a clear and definite major form in order to create, with simple effects, a sacred atmosphere." During the night, and indeed all during the region's "eternal night" from November through January, it is planned to illuminate the entire church, making a bright torch in the Norwegian darkness for travelers on the road and the river.

Roy Holm was Hovig's assistant.

“H”
is for heating...



H An HCS ceiling heats like the sun, radiating heat energy downward. It keeps people comfortably warm, and warms the surfaces around them. This no-draft heating provides maximum winter comfort.
Martinsville Elementary School, Bridgewater Township, N. J. Architects: Merchant-Seidel-Hickey

“C”
is for cooling...



C Here is no-draft cooling for greatest comfort in summer. The HCS ceiling soaks up excess heat . . . lowers temperature of room surfaces . . . and absorbs excess heat from the human body.
State Office Building, Philadelphia, Pa. Collaborating Architects: Carroll Grisdale and Van Alen; Harbeson Hough Livingston and Larson; Nolen and Swinburne

“S”

is for sound control... in the new



J-M RADIANT SANACOUSTIC® HCS SYSTEM

**THE CEILING THAT PROVIDES UNIFORM
YEAR-ROUND TEMPERATURE
AND NOISE QUIETING**

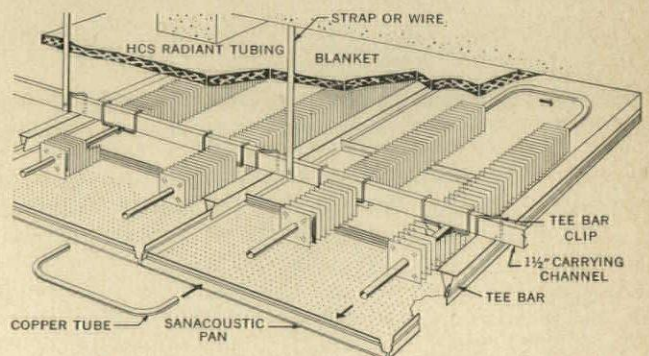
Sanacoustic HCS presents—for the first time—an easily-installed, reasonably-priced and *workable* radiant ceiling. It provides draftless cooling and uniform heating.

As you see in the drawing below, the HCS ceiling is simplicity itself. It consists of standard-perforated, white-enameled metal panels . . . water-carrying radiant copper tubing . . . and an acoustical blanket. This assembly is carried by conventional 1½" suspension channels.

You can use the HCS ceiling for heating only—as in schools; or for both heating and cooling—as in hospitals or offices. It adapts easily to any ceiling layout . . . floors can be free of under-window apparatus . . . electrical and fuel costs are lowered . . . maintenance is reduced . . . and the system is fully accessible at any point. In cooling installations, you can eliminate 50 to 75% of duct work.

Installation is done under the complete responsibility of Johns-Manville. The installed system is turned over, ready for connection to supply and return water piping, to the mechanical contractor.

You'll find the complete story of HCS makes interesting and exciting reading. For full information, write to Johns-Manville, Box 158, Dept. PA-10, New York 16, N. Y. In Canada: Port Credit, Ont. Cable address: Johnmanvil.



S An HCS ceiling provides year-round sound conditioning, too, because noise in the room is absorbed by an acoustical blanket above the perforated metal ceiling. It can soak up as much as 90% of the sound striking it. *Guilderland (N. Y.) Jr. High School*
Architects: Urbahn and Brayton

JOHNS-MANVILLE



Photo: Courtesy Gypsum Association




Hotel Overlooks Chicago's Water Tower

The mid-19th-Century Chicago Water Tower, survivor of The Fire, has given its name to an inn (p. 68, JUNE 1960 P/A) which opens this fall in downtown Chicago. Designed by Hausner & Macsai, the Water Tower Inn is a 15-story, reinforced-concrete structure with a concrete and glass curtain wall. Its rectangular simplicity forms a strong contrast with the old water tower's whimsical crenelated neo-Gothic shape. Protruding window frames give the inn's façade a geometrical light-and-shade pattern, a formal variation on the tower's

sculptural quality. Some of the amenities include a third-floor swimming pool, underground parking, and a terrace overlooking the old water tower. All 300 rooms will be on the outside with full-length picture windows.


Great Big Sculpture for Great Big Building

A three-story-high, gold and stainless-steel wire sculpture by sculptor Richard Lippold will occupy the main lobby of New York's Pan Am Build-




ing (Gropius-Belluschi-Roth). It will be 40' deep, will extend 80' across the lobby, and will be viewed from a surrounding mezzanine as well as from the ground floor. The sculptor says that "the forms in this work are derived from the performances and shapes of modern aircraft, except for a sphere of the world in the center." A seven-pointed star of stainless-steel

wire, symbolizing the seven continents, will radiate from the gold sphere. Great circle routes, flight patterns, and wing-and-tail sections of planes will be suggested by the pattern of the wires. Walking under the tall, sweeping forms will suggest "the excitement of passing under the great sweeps of wings and tails during boarding and disembarking." The whole sculpture will rise from a round reflecting pool.



House to Act as "Living Effects Lab"

House under construction at St. Louis headquarters of Emerson Electric Company will provide home environment for testing and research of products made by the company and its subsidiaries: Emerson-Pryne, Emerson-Imperial, and Day-Brite Lighting, and by Rittenhouse, Incorporated. Designed by industrial designers Obata & Associates, with Consulting Architects Earl Frey and Russell T. Stokes, the house will have 1400 sq ft of living area at the upper level, with a large deck for meetings or expansion, and 1300 sq ft at the lower level, opening onto a patio. Flexibility has been designed into the house, so that partitions may be moved around to provide varying conditions.




CATENARY ON A HOT TIN ROOF

St. Louis has taken on quite a glow of activity lately. Its new planetarium is going up; there is a proposed new stadium; Saarinen's arch in Jefferson National Expansion Memorial Park is awaited anxiously; and Gyo Obata, visiting P/A recently, reported on a commendable revival of jazz, cabaret, and *haute cuisine* downtown.

The St. Louis Chamber of Commerce, perhaps reflecting a little of this action, has proposed a structure to show off St. Louis as a major center for the production of working metals. The building would contain

permanent and temporary exhibition space, an auditorium, meeting rooms, a permanent exhibit of shaft-mining operations, and a restaurant. The metal catenary roof would be lifted over the restaurant to provide a striking view of the Saarinen arch and the Mississippi River. In its use of materials, including the roof, the building, designed by Burks & Landberg, would be a showplace for metals. Sponsor hopes that the metal industry will put up the building to open in time for the Jefferson National Expansion celebration in 1964.



Developments Pervert Proper Use of Highways

Today's high-speed highways, designed as a means of getting swiftly from one place to another, have been seized upon by the ever-alert land cannibals as another source to bleed

These Three California Community Hospitals Achieve Life Long PERMANENCE & DEPENDABILITY With

Streamline® COPPER TUBE AND FITTINGS FOR SUPPLY AND DRAINAGE SYSTEMS



West Covina Hospital



Parkview Memorial Hospital


"... in operation over two years . . . the copper drainage system has been entirely trouble-free. We would recommend the use of your system and product in any modern structure."

—Hospital Administrator

In installations that must depend on clog-free, rust-proof, leak-proof, sanitary drainage, Mueller Brass Co. Streamline DWV tube and fittings are the logical choice. When compared with rustable materials, DWV Copper Tube and Fittings are **MORE ECONOMICAL** to install and will normally **OUTLAST THE BUILDING ITSELF.**



Woodruff Community Hospital



Write today for new Catalog S-361



MUELLER BRASS CO.

PORT HURON 27, MICHIGAN



for profits and revenue. A prime example is the recently announced Twin Parks project on Interstate Highway 71, about 38 miles southwest of Cleveland. Here, two giant commercial, recreational, and industrial complexes would cling like leeches to either side of the highway, turning what was meant to be a rapid-transit thoroughfare into little more than a congested street in a "built-up" area.


Traffic would drain from the major artery into the "motorparks" via interchanges built (with the taxpayer's money) to serve natural local traffic. Sad to relate, there are architects connected with this "rape of the fair country." They are Robert E. Schwartz and Henry W. Stone of New York, who, with planner J. Marshall Miller, form Miller Associates, the planners of the project.



Fortress-like Structure for Pennsylvania Seminary

St. Joseph's Hall, a live-in teaching element for the Christian Brothers at LaSalle College in Elkins Park, Pa., will sit like a low fortress on a wooded hill. The project will be arranged around two interior courts. Ringing the trapezoidal main court will be the

commons, chapel, refectory and kitchen, faculty rooms, visitors' rooms, classroom, laundry, and barber. The cloistered, hexagonal recreation court will be bounded on both sides by a double row of students' cells. Architect: Carroll, Grisdale & Van Alen.



Skip-Floor Hospital for South Brazil

A hospital proposed for Pelotas, at the southern tip of Brazil, will raise its nursing units to the air and sun on immense concrete "V's." The double-loaded corridors of the nursing floors will have clerestory windows furnishing extra light and air to the patients' rooms, which will face north and south through window walls. Each nursing floor will have a cen-

trally located supply and administration element, supplemented by nurses' stations, none more than 20' from patients' rooms. The lower floors of the hospital will contain private consultation offices and examining rooms, admissions, laboratories, library, chapel, and public spaces. Architects: Jarbas Carman and Alfredo Willer of São Paulo.




Photo: British Information Services

London's Tallest May Be 500' Microwave Tower

A 500' radio tower, partially sheathed in glass, will be the tallest structure in London if plans of Britain's General Post Office materialize. It would be used for long-distance telephone and television services, part of Eurovision, the system which enables European countries to exchange programs and cross the English Channel by microwave transmission. Architect: Chief Architects Division, Minister of Works.

World's Fair Follies: Word from Washington

Old Bob Moses got a jolt the other day that was almost enough to dislodge his hand from inside the breast of his tunic. Senator Frank J. Lausche (D., Ohio) announced that he intended to block consideration of a resolution now before the Senate Foreign Relations Committee to investigate what the Government would spend at the New York World's Fair. Lausche opined that he thought the fair's backers guilty of a "breach of commitment" since Congress had approved New York as the site with the understanding that no Federal spending would be at stake; now Moses & Company are asking for a



SERIES
7000W
—WOOD
COVERED
FOR
WOODEN
DOORS

SERIES
P-7000
—WITH
METAL
COVER
FOR
METAL
DOORS

**Norton® Series 7000 Closers.....
The Custom Look for every door**

Only Norton's Series 7000 can assure you of a perfect match between door and closer throughout your entire building. Available with metal covers painted to match or contrast with the finish of metal doors. Available chrome plated to match other door hardware. Available covered with wood to assure a perfect match between door and room panelling.

Get complete details from your Norton representative today or mail coupon.

NORTON DOOR CLOSERS
for complete Architectural Compatibility

1021

**Norton Door Closers, Dept. PA-101
372 Meyer Road, Bensenville, Illinois**

Please send Manual N-1
Have my representative call

Name _____
Firm _____
Address _____
City _____ State _____

\$30,000,000 Federal building at the extravaganza. Moses' cry of outraged innocence could be heard for miles. We do not want any Federal money, he intoned, we only want the Government to "provide a pavilion or exhibit as a focal point in the fair." More on this cosmic clash of wills later.



Design Departures in Yama's Newest Project

The recent design trend of Minoru Yamasaki, which is away from the

delicacy of his "vertical Gothic" to a more emphatic show of structure, can be seen in one of his most important current projects, the Behavioral Sciences Building at Harvard University. In this design, use of poured-in-place concrete columns and precast concrete panels create a strong visual impression.

The 14-story building will house the disciplines concerned with the study of man, his society, and his culture. In addition to offices, labs, classrooms, libraries, shops, animal quarters and computer facilities, the structure will contain the Psycho-Acoustic Laboratory, the Center for the Study of Personality, and the Center for Cognitive Studies. Largest tenant will be the Department of Social Relations.

Huge Aluminum Castings Roof Seminary Chapel


Focal point of the proposed new campus for Louisville (Ky.) Presbyterian Theological Seminary will be its chapel. First phase of the project will include the chapel, library, administration-classroom building, student services building, power house, men's dormitory, and married stu-

dent's housing. Architect: Hartstern, Louis & Henry.

Notable feature of the chapel will



be its roof, which will be faced with large aluminum castings fabricated by Michaels Art Bronze. Detail shot shows size of the castings, of which representatives of Michaels state:



"To our knowledge, this is the first time aluminum castings of such size have been used in this way." The spire was also made by Michaels.



Architect's Idea to Save Dunes, Chicago Lakefront

The creation of the St. Lawrence Seaway has had at least two possible results that are distressing to architects and others who care what our cities and national parks look like. One is that Chicago's notable lakefront is threatened with the maze of docks and wharfs which disfigure most port cities. The other is that increased industrialization in the area between Chicago and Gary might threaten the famed Indiana Dunes, recently made a national park. Since 1958, Chicago Architect R. Donald Jaye has been advancing a proposal that would remove the threat from

both areas by creating a deep-water port out in Lake Michigan itself. Jaye suggests a 15-mile causeway, extending east from 79th Street in Chicago to a point approximately eight miles into the lake, then south to a point east of Gary. This would create a 54-square-mile port area which ocean-going ships would enter under a mile-and-a-half long suspension bridge. Docks, wharves, and administrative facilities would all be along the length of this man-made port. Jaye's proposal has had some support, the most recent coming from Senator Paul Douglas.

Egypt's Monuments in Danger Again

The House Appropriations Committee, which could always pinch a penny with the worst of them, has killed President Kennedy's request for \$4,000,000 as the United States' contribution toward helping preserve the ancient monuments due to be engulfed by waters of the Aswan High Dam (p. 53, DECEMBER 1960 P/A; p. 58, APRIL 1961 P/A). The purblind group wielded the axe in the face of cordial world reception of Kennedy's announcement that he would ask for the funds. The Soviet Union, which is paying for the dam, is not giving money for preservation, either.



Case histories on the long-term savings achieved with Hauserman Movable Walls will be sent on request. Also literature on the full line of Hauserman Movable Walls... "Operable," "Signature," and "Delineator." Mail coupon.

THE E. F. HAUSERMAN COMPANY • 7600 Grant Avenue, Cleveland 5, Ohio

Please send me literature and specs on Hauserman Movable Walls for my

office factory school _____ (other)

Name _____ Title _____

Company _____

Street _____

City _____ State _____


MOVABLE INTERIOR WALLS BY HAUSERMAN

The E. F. Hauserman Company • 7600 Grant Avenue, Cleveland 5, Ohio • Offices in 19 Leading Cities and Hauserman Ltd., Toronto, Ont.

NOW!

3 NEW

P&S ROCKER-GLO SWITCHES!



No. 2211-SL
No. 2211-SL also available in strap type No. 2221-SL

No. 2221-SP
No. 2221-SP also available in Despard (interchangeable) type No. 2211-SP

No. 2225-S
No. 2225-S also available in Despard (interchangeable) type No. 2215-S

1

LIGHTED HANDLE ROCKER-GLO

Pinpoints switch location in darkened rooms or hallways. Tiny, long-life neon lamp softly glows in OFF position only. Single pole or three-way. Rating: 15 Amperes, 120 Volts, A.C.

2

PILOT LIGHT HANDLE ROCKER-GLO

Instantly shows when appliances or lights are on. Tiny red plastic jewel in rocker button lights in ON position only. Single pole only. Rating: 15 Amperes, 120 Volts, A.C.

3

REMOTE CONTROL ROCKER-GLO

Momentary contact, center "off" switch. Designed especially for low voltage remote control applications — controlling large banks of lighting, operating stage curtains, etc. Single pole, double throw. Rating: 10 Amperes, 48 Volts, A.C.

For more information write Dept. PA1061




PASS & SEYMOUR, INC.
SYRACUSE 9, NEW YORK

60 E. 42nd St., New York 17, N.Y. 1440 N. Pulaski Rd., Chicago 51, Ill. In Canada: Renfrew Electric Co., Ltd., Toronto, Ontario

For more information, turn to Reader Service card, circle No. 382

KOH-I-NOOR

PRECISION MATCHED INSTRUMENTS



Koh-I-Noor offers draftsmen an important new dimension in a comprehensive line of instruments and accessories meticulously matched to provide new high levels of professional performance, efficiency and convenience.

NOW... TWO KOH-I-NOOR RAPIDOGRAPH TECHNICAL FOUNTAIN PENS

In 7 "color-coded" precision line widths: 00, 0, 1, 2, 2½, 3, 4. Uses India (or regular) ink for ruling, lettering, tracing or writing with equal facility.

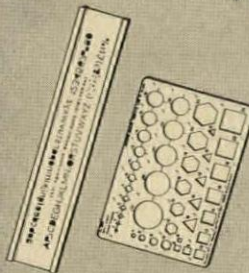
MODEL NO. 3065: A new model with 7 interchangeable drawing point sections, each color-coded to indicate a different line width. Best buy for the professional who requires frequent change of line widths. Each drawing point section complete with airtight refillable ink cartridge. Interchange is accomplished quickly, cleanly. Comes in handy desk top container.

MODEL NO. 3060: The regular Koh-I-Noor Rapidograph "Technical" Fountain Pen with self-contained automatic filling system, and pocket clip is a standard drafting room tool.

No. 3060

KOH-I-NOOR RAPIDOGUIDE AND TEMPLATES

for use with corresponding Rapidograph Fountain Pen



Rapidoguide: High quality lettering guides with elevating metal rails, developed to fit the seven different point sizes of Rapidograph Technical Fountain Pens. Each has upper and lower case letters, numerals, and characters all on one guide.

Templates: Precision engineered for use with Rapidograph Fountain Pen, Koh-I-Noor Drawing Pencil, Leads and Holders.

Write for Descriptive Literature

KOH-I-NOOR INCORPORATED
Bloomsbury 2, New Jersey

For more information, turn to Reader Service card, circle No. 354

PROFITS FOR ARCHITECTS IN PUBLIC WORKS



by E. E. Halmos, Jr.

A fertile area for architects to check, in their search for future business, is that of municipal and other public works. There's ample evidence that this field is opening up fast, and with large amounts of money, as a result of diligent bush-beating by the Community Facilities Admin-

istration of the Housing and Home Finance Agency.

Within the first seven months of 1961, CFA had approved 265 planning advances for such projects for a total of \$9.8 million.

Significant fact is that these advances will spark construction estimated to cost \$555 million, nationwide. And Washington is flooded with requests for almost as much more.

Now armed with \$650 million provided in the new housing bill (p. 46, AUGUST 1961 P/A), the agency is well prepared to loan money at low interest rates to see to it that the planned construction is actually completed.

Here's a bit of background on this whirlwind activity:

CFA has a revolving fund (now topping \$58 million) which is used for the planning advances. These advances are made to towns, cities, and institutions to finance preparation of plans and specifications for approved public works. These can include schools, hospitals, college housing, dining halls, administration buildings, bridges, municipal offices, sewerage, waterworks, and some highway work.

If a community of 50,000 or less, having completed its planning, can't get money in the private market at "reasonable" rates, CFA can lend at rates of 3½ per cent. If a community has less than 150,000 population and is in an area of "persistent labor surplus," it can get funds at 3⅓ per cent.

So far—in addition to the planning advances—CFA has already lent construction money to the tune of \$292 million for college housing, dining halls, service buildings; and has enough applications on hand to swallow its entire \$45 million appropriation for direct loans for housing for "senior citizens."

The agency has another new function upcoming: a "major administrative role" in the newly authorized Area Redevelopment Agency loan and grant program.

Credit for the push in public works goes back to a program started by CFA in February, when it urged its regional representatives to push local officials on public works construction, as an antirecession measure.

The School-Aid Bill Debacle

The final defeat of even vestiges of the Administration's school-aid proposals (except for impacted areas aid, as predicted) produced such a stunning show of opposition strength that you can figure the whole issue is dead for another two years.

That takes the matter out of political consideration next year by the simple device of a two-year extension of the impacted area program and the National Defense Education Act. If a one-year extension had been approved, school-aid proponents could have used these measures next year for an attempt to hang on broadening amendments that would come close to President Kennedy's original proposals.

House action killing the school bills immediately chopped some \$325 million of prospective construction money out of Government spending in the next two fiscal years.

But voters on a local level continue to support school construction, and there's ample work ahead for architects and construction men in this area.

For instance, the Investment Bankers Association reports that in the first six months of this calendar year, voters approved a total of \$443 million in bonds for secondary and elementary school construction, and \$9.8 million for college and other higher educational institution work. That's more, of course, than was included in the defeated legislation, and IBA sees no sign of a slackening of the taxpayer's willingness to support such efforts on the local level.

Congress Winds Up

Although Congress was obviously standing in the hallway with its bags packed and waiting to go home, one couldn't, in early September, write a complete summary of what the first session had done.

One major bill of interest to architects—the omnibus public works ap-

propriation (containing \$1 billion for Army civil works, \$287 million for the Bureau of Reclamation, plus other funds for other agencies)—still awaited final action, and was obviously being held as a last-minute spur by the Congressional leadership.

But over-all, the shape of the session was clear enough:

President Kennedy had managed to get—with the exception of the school bill—just about what P/A predicted in January, though he had to compromise on almost every measure.

Congress had approved the following: \$394 million in loans and grants for area redevelopment; an eventual \$100 million a year for stream pollution control; \$1 billion-odd for military construction and nearly \$47 billion for general defense purposes. It also increased the minimum wage, approved the huge new housing bill, okayed more work in the desalinization of water, and gave the President more than \$7 billion for foreign aid, to be spent over a 5-year period, but with Congress keeping specific controls over spending.

As noted, none of these (except the housing bill) represents any clear-cut victory for either the Administration or its opposition.

And as predicted, the trend in Congress has been more and more toward the conservative side, and toward greatly increased opposition to any attempt by the Executive branch to encroach on Congressional privileges of control of the purse.

With all this, as noted previously, there has been little action on many other matters of direct concern to architects and their industry. Indications are that not much more will happen next year.

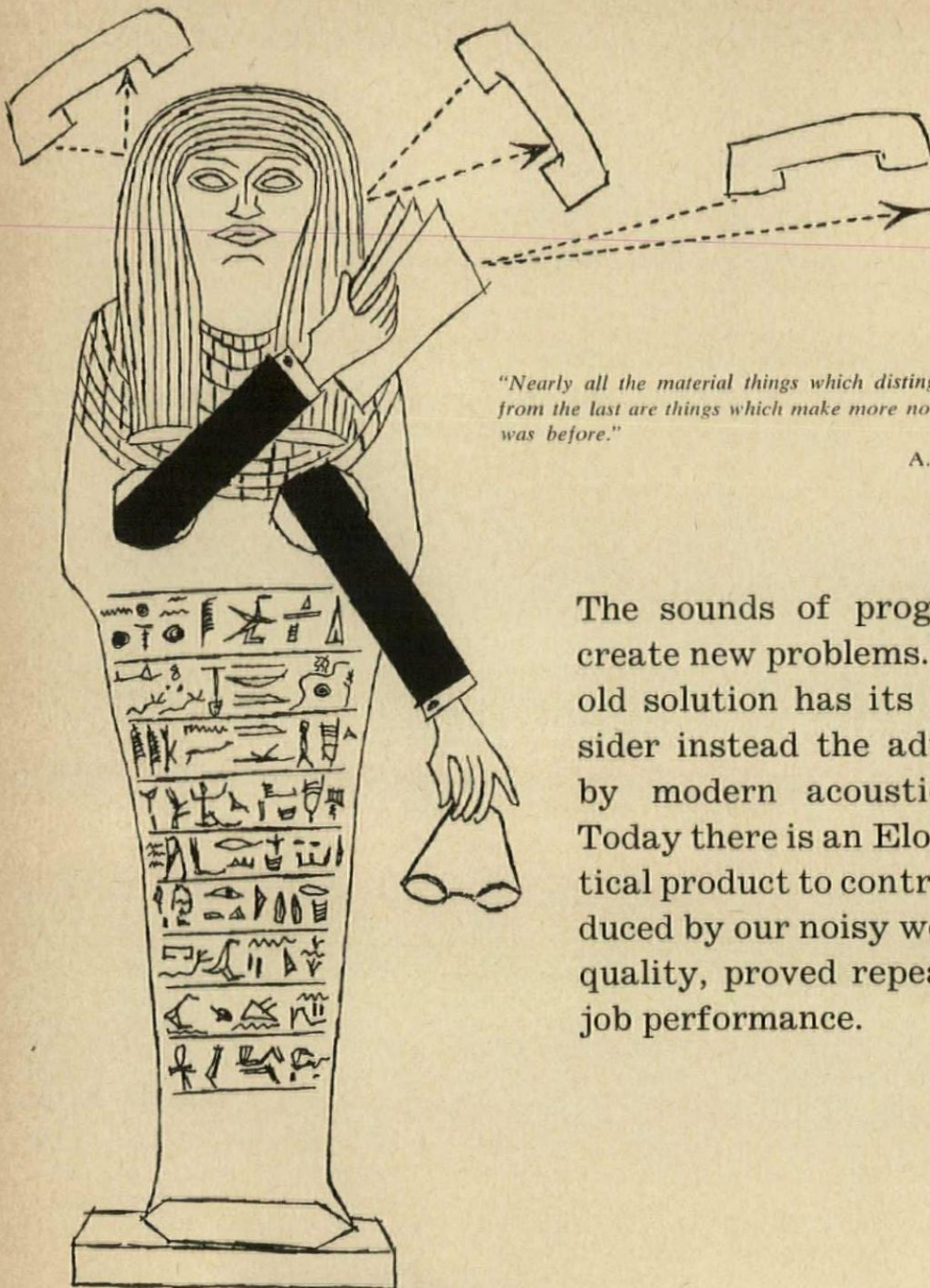
But there are several somewhat smaller concerns on which chances of eventual action look good:

1. The long-standing attempt (thoroughly backed by AIA and other professional groups) to give relief to the self-employed in the form of tax deductions for retirement programs.

The Senate Finance Committee rewrote a bill (HR 10), passed by the House, to liberalize provisions for deductions in a number of details, and hoped to get approval in early September.

2. Congress trimmed down Administration proposals severely, but did pass a bill to insure U.S. businessmen against "political risks" in doing business abroad—specifically for losses incurred by war, inconvertibility of


Continued on page 76



"Nearly all the material things which distinguish this age from the last are things which make more noise than there was before."

A. P. HERBERT

The sounds of progress continually create new problems. But a 5,000-year old solution has its drawbacks. Consider instead the advantages offered by modern acoustical engineering. Today there is an Elof Hansson acoustical product to control any sound produced by our noisy world—superior in quality, proved repeatedly in on-the-job performance.



NOW AVAILABLE! OUR NEW FREE CATALOG OF ALL ELOF HANSSON ACOUSTICAL PRODUCTS

This new 28-page catalog gives you full up-to-the-minute information and data on our complete line of researched and engineered sound control products.

It contains illustrations and descriptions of advanced products featuring the latest developments in acoustical engineering, including ratings, specifications and recommended installation methods.

Write for your free copy today—ask for Catalog 62.

- The complete line of researched and engineered sound control products
- Our Acoustical Engineering Staff is at your disposal—without charge or obligation



711 Third Avenue, New York 17, N. Y.

Authorized sales representatives in every major city in the U. S. and Canada



See our Catalog in Sweet's

The **ASTRALUME** *Recessed Series*

PAT. #2,826,684

INCANDESCENT LIGHTING FIXTURES by PRESCOLITE



NEW (patent applied for)
counter balanced
double acting
hinge principle



SQUARE

AND



ROUND

- Beautiful shallow silhouette. Round or square hand blown Thermopal glass. 100-300 Watts.
- No frames, latches or visible means of glass support (U.S. Pat. No. 2,826,684).
- Prewired recessed housings with exclusive 27 cubic inch junction box (U.S. Pat. No. 2,561,986).
- Vertical lamping.



PRESCOLITE MANUFACTURING CORPORATION

2229 Fourth Street, Berkeley 10, California

FACTORIES: Berkeley, California • Warrington, Pennsylvania • El Dorado, Arkansas

Write for complete catalog information

Continued from page 73

currency, and expropriation. Administration proposals had included aid in financing, so that U.S. contracting, engineering, and architectural firms could compete with foreign outfits prepared to offer "package" jobs.

3. Professionals—engineers in this instance—could take heart at recognition of professional abilities in an obscure paragraph in the Foreign Assistance Bill. It provides that several of the nine Assistant Secretaries (of State) should be men with qualifications as professional engineers. Their job will be to oversee construction, engineering, and similar work abroad.

The Suspect Architect

Washington architects are unhappy about being lumped with barbers, plumbers, and palmists (as well as engineers) in the procedures of the District's Department of Occupations and Professions.

They are particularly unhappy about a Department requirement that license applicants be checked by the police as a preliminary to proceedings of a licensing board.

But they don't plan a protest of the type that has resulted in the resigna-

tion of the secretary of the Board of Engineering Registration.

Reason, according to John McLeod, president of the local AIA chapter and a member of the registration board, is that architects have written "understandings" with the Department that such police checks (not fingerprinting, but routine checks for any criminal record) will specifically have no effect on the Board's determinations.

"It sounds rather horrible, of course," said McLeod to P/A. "But actually we'd look pretty silly to award a license to an applicant with a long police record."

Real background for the city's sudden enforcement of the police-check requirement is the recent case of a "lawyer" who was no lawyer at all, but represented criminal clients in local courts over a period of more than a year before his qualifications were ever questioned.

FINANCIAL

The general business picture, judged by every barometer kept by the Federal Government, continued to show evidence of very strong recovery.

Despite a normal seasonal dip, gen-

eral business activity in July, for example, registered advances over June in income and employment, in industrial production and construction activity.

Another example: The gross national product was at an annual rate of \$516 billion in the second quarter of 1961, up by a sharp \$15 billion from the first quarter. Personal income in all states for 1960 totaled \$400 billion—up 5 per cent over 1959—and gave every indication of continuing the climb in 1961.

On construction, specifically: value of new construction put in place during August was set at \$5.4 billion—up about 1 per cent over July, and 4 per cent over 1960 levels.


For the first eight months of 1961, spending for new construction totaled \$37.0 billion, as compared to \$36.1 billion in the same period of 1960.

During the month of June, incidentally, voters approved bonds totaling \$56,541,000 for school construction alone.

And during the month of August, private firms reported to the Securities and Exchange Commission plans for new construction having an aggregate value (including utilities) of \$261.95 million.

a revolutionary new feature in

TORJESEN FOLDING PARTITIONS

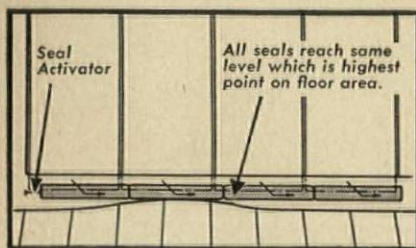
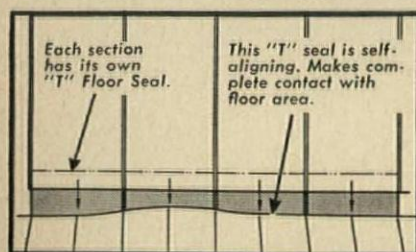


THE INGENUOUS

"T"

FLOOR SEAL

Activated by Compressed Air!



NEW "T" FLOOR SEAL ON TORJESEN FOLDING PARTITIONS Effects 100% Closure Regardless of Floor Contour!

Each section of a Torjesen Partition has its own "T" floor seal. *An electro-pneumatic activated unit in the bottom does the job!* Regardless of high or low floor points, each panel is held rigidly in 100% contact with the floor making the entire partition immovable.

**The new "T" Floor Seal is now standard equipment on all Torjesen Folding Partitions at no extra cost!*

OLD TYPE FLOOR SEAL NOW IN GENERAL USE Cannot Effect 100% Closure Unless Entire Floor is Dead Level!

The drawing at left shows this. When the partition is closed the seal in the first door section is triggered and in turn activates each following door section seal. They all reach the same level which is the highest point on the floor area. Any irregularity in floor contour will cause the rest of the panels to hang loosely thus affecting the rigidity of the entire partition.

Visit our plant and tour its facilities • Write for fully detailed catalog

TORJESEN, INC. 209-25th ST., BROOKLYN 32, N.Y. • TEL.: SOUTH 8-1020

Over 50 representatives in key cities to serve you

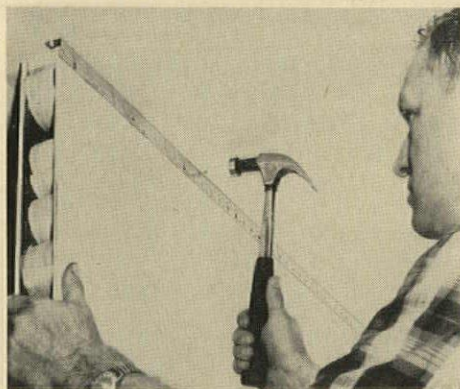



Affiliates: BAR-RAY PRODUCTS, INC. • X-Ray Accessories and Radiation Protection • CAPITAL CUBICLE CO., INC. • Hospital Cubicles and Track

ELBOW-BENDING MADE EFFICIENT, HANDSOME

The weakest points in an insulated piping system are its ell joints. Here insulation may crack and splay, causing endless problems of maintenance. Aesthetically, many current applications for finishing these joints leave much to be desired. Introduction of an aluminum elbow jacket has made these considerations negligible.

"Gasco Humped Aluminum Elbows" are two-piece, heavy gage (.025-.032) aluminum elbow jackets which diminish ell joint cracks and provide a handsome appearance for piping systems. A special feature is the "humped" design which compensates for difference in radii, permitting accommodation by 13 elbow sizes of 109 pipe sizes and insulation thicknesses. The jackets, which are supplied in two halves, fit screwed or socket-welded fittings, and may be attached by metal bands, screws, or pop rivets. There is no cutting away of the insulation to fit the elbow. In one installation, the jackets acted as mold forms for asbestos cement, allowing application of insulation and ell cover as a unit. General Aluminum Supply Corp., 1506 Eastern Ave., Kansas City 26, Mo.

On Free Data Card, Circle 100



Shavings Bring Savings to Interior Walls

Once considered a waste product of carpentry, wood shavings are now being manufactured at National Gypsum by the million. They are literally the core of new "Spiral-Core" partition system, in which a complete nonload-bearing wall is erected in one operation. Economies in home building are substantial: interior walls are erected in hours, not days, and at 50% space saving over conventional stud walls.


The 4' x 8' panels are 2 $\frac{3}{8}$ " thick, with precision-cut, hardwood shavings pressed between two pieces of fire-resistant gypsum wallboard. Erection

is either panel-by-panel or by pre-assembling entire walls; panels are positioned on a floor track, then raised to a ceiling track for nailing. Connections at joints are with wood blocks nailed common to both panels.

Finished with joint tape, the sturdy wall withstands greater impact than between-stud areas of 2 x 4 walls. When rapped, the sound is solid. For support of heavy shelves or cupboards, wood rails are inserted into the edges of panels. Electrical runs are easily made in any direction by pushing cable through the wood spirals.

The system is intended for roof-truss construction that does not require load-bearing partitions; it permits installation of the ceiling in one operation, followed by all inside walls (except those for plumbing) in another. Such increased production efficiency without loss of quality is the key to meeting the housing challenge, manufacturer has said. Distribution of Spiral-Core begins in the economical shipping area of New Orleans. National Gypsum Co., 325 Delaware Ave., Buffalo 2, N. Y.


On Free Data Card, Circle 101



Patterns of Light With Geometric Shapes

Glowing geometric shapes for the first time combine light source and surface decoration into one architectural unit, in hand-blown, satin-etched glass. Called "Light-Forms," the shapes can be used individually or in combinations to create varied patterns of light. They can be integrated into interior or exterior wall surfaces for a new look in decorative and functional lighting. The units are 3½" deep, and can be mounted to any standard electrical outlet box. Prescolite Manufacturing Corp., 2229 Fourth St., Berkeley 10, Calif.

On Free Data Card, Circle 102



Removable Mullions for Wide, Upward-Acting Doors

The use of removable mullions now makes it possible to install regular upward-acting doors in multiple to provide closure for almost any width of opening. A recent installation, for instance, gives a 60' clear-span opening in an airplane hangar with three such doors. There is no stacking of doors, or spur tracks extending be-

yond the building. The entire installation is within the building and completely protected against damage from wind, weather, and traffic.

A stationary floor plate secures the bottom of the mullion, while the top is locked securely in position with a spring-loaded safety latch (see photo). To open doors, a chain is pulled to unlatch the mullion from the bracket and tilt its top end inward. As the mullion top disengages, a mechanical safety latch swings down under the now open end of the track to prevent the doors from descending while the mullion is out of position. Crawford Door Co., 20263 Hoover Rd., Detroit 5, Mich.

On Free Data Card, Circle 103



Moving into the Future


Visitors to Seattle's "Century 21" exposition, opening next April, will be literally transported into the 21st Century, even before their arrival at the fair. Four "Speedramp" moving side-walks will carry passengers from street level in downtown Seattle to the elevated monorail station. The monorail will then carry its passengers to the fair site, 1.2 miles away, in 95 seconds. More than 10,000,000 people are expected to visit "Century 21," with most of them beginning their trip into the future on the moving ramps and monorail system. Stephens-Adamson Manufacturing Co., 45 Ridgeway Ave., Aurora, Ill.

On Free Data Card, Circle 104

The Sky's the Limit

Insulated metal wall panels can now cover an entire building height of 60' or more, with transportation to the building site the only limiting factor to ultimate panel length. Photo of a recent installation (walls are 51' high) shows an eight-man crew; seven are

at spaced scaffold levels and one on the ground to begin the panel lift to the lowest scaffold. Lifted and swung into position, the panel is secured simultaneously through its entire height to the previous panel. Completion of the wall proceeds from left to right. The finished portion appears at left; center portion shows rigid,



glass-fiber insulation; at right, interior wall of smooth panels and subgirts are exposed to view. Fast erection technique secures interior panel, insulation, subgirts, and exterior panel, to form a rigid and durable wall with no trace of fasteners. The speed of erection makes for a substantial economy in man-hours.

Wall panels are roller-coated with "Colorgard," a hard, color finish that is chemically inert and self-cleaning. Panel surface is covered with "Peelcote," a strippable plastic skin, for protection during construction. Elwin G. Smith & Co., Inc., Williams St., Pittsburgh 2, Pa.


On Free Data Card, Circle 105

Spray-on Wall Coating Is Fire Resistant

"Glazetite," a spray-applied, interior wall coating, has a high gloss finish which is said to diffuse light and eliminate glare. Underwriters Laboratories rated it "0" for flamespread and "0" to "10" for "smoke developed factor," a rating which is said to make it four to five times more effective than any other wall finish. The coating is said to be unaffected by deterioration due to oxidation, moisture, abrasion, or impact. Blended or spotted finish is available in a range of colors. Application may be made over all forms of masonry backings, and the material can be patched or extended without

Lead keeps
VIBRATION

*on
 the
 track*



Pods for Pan Am Building supplied by John F. Abernethy & Co., Inc., New York City

for Pan Am Building

—Trains rumble endlessly on New York Central tracks beneath the Pan Am Building, now rising in Manhattan — every effort and engineering technique is being exerted to insure that occupants of the largest commercial office building ever built will be comfortably isolated from vibration. Placed beneath each of 238 steel columns supporting the 59 story structure, lead-asbestos pads are installed to muffle the shock and sound.

Similar cushions have already proved their worth at such other outstanding buildings as the Waldorf Astoria Hotel, the Union Carbide Building, the Bell Telephone Company Laboratories in New York, Queen Elizabeth Hotel and the Canadian National Railway Station in Montreal.

Why lead? Because along with its vibration-damping properties, lead seals out moisture, can carry the heavy loads encountered in foundations. And lead's durability assures the pads will last for the building's life.


These properties of lead can serve you well in many problems involving vibration suppression or sound attenuation — in architecture or heavy machine design. Write today for detailed information to Lead Industries Association, 292 Madison Ave., New York 17, N. Y.

LOOK AHEAD WITH **LEAD**

3977

detection. Desco International Assn., Box 74, Buffalo, N.Y.

On Free Data Card, Circle 106



Walk-In Units at Wholesale Center

A congregation of wholesale food stores in suburban Philadelphia provides an integrated source for grocers, delicatessens, clubs, hospitals, schools, restaurants, hotels, and retail commission men. Unit run by a meat packer employs walk-in refrigerator units to store and display his wares. The all-metal, sectional walk-in is 10' wide and 38' deep, with large sliding glass doors on one 10' side. On one 38' side are two walk-in doors opening into the general area used for bulk storage. Other recent installations by the manufacturer have included a pharmaceutical plant, a rubber sneaker factory, and storage units for an ice cream distributor. Bally Case & Cooler, Inc., Bally, Pa.

On Free Data Card, Circle 107

WC Support System Stays Completely Above Slab

New "Monolithic" system of wall closet supports allows up to 19 off-the-floor siphon-jet closets in a horizontal battery on a single vertical stack. Units stay completely above the slab, eliminating need for recessing or chipping into the slab at low points in the drainage run. With thicker slab-and-fill decks, the system eliminates the expanse of depressing slabs, pouring floor fills, and making on-the-job alterations to structural slabs. Unit accommodates all manufacturers' siphon-jet bowls and features one universal face plate which adjusts to all closet roughing heights within a prescribed range of standard drainage pitches and closet spacing dimensions. Zurn Industries, Inc., Hydromechanics Div., 1801 Pittsburgh Ave., Erie, Pa.

On Free Data Card, Circle 108

Koppers Coal Tar Pitch Roofs Have 25-Year Bond

A new plan for bonding built-up coal tar pitch roofs increases the bond coverage period from 20 to 25 years with no increase in bond charges, Koppers Company announced recently. The new plan, called "Plus-25," was made possible in view of many existing 25-year and 30-year maintenance-free installations. Outstanding characteristics of the product are its water resistance and self-healing properties. Surface cracks are said to heal themselves in a coal tar pitch roof due to a natural property called "cold flow." Koppers Co., Inc., Tar Products Div., Koppers Bldg., Pittsburgh 19, Pa.

On Free Data Card, Circle 109



Closet Doors Are Floor-to-Ceiling

Ceiling-height closet doors feature easy and wide opening, silent operation, and increase in storage space. Available in louvered, colonial, and flush panel styles, doors have oak threshold and furniture-grade wood top track, are furnished with a prime coat. Flush panels are also available with birch or lauan mahogany grain. Float-Away Door Co., 1173 Zonolite Rd. N.E., Atlanta 6, Ga.

On Free Data Card, Circle 110

Mortar Is Preblended —Just Add Water

New preblended cement product brings to masonry the efficiencies, economies, and controls that ready-mix brought to the concrete industry. "Instant Crete" makes it practical for the first time to deliver to a construction site a cement blend that includes all the ingredients needed for mortar: cement, sand, lime, waterproofer,



bonding chemicals, plasticizing agents, and coloring. Only water is added at the site. Responsible for the successful preblending, which coats virtually every grain of sand with cement, and evenly distributes the smallest quantities of additives, is a new high-speed process called "Cyclo-Blending."

With this control over mortar, an architect can be sure that a masonry job will have the same perfection as any manufactured item of a building. The results of improper blending—crumbling, leaks, sandy surfaces, cracks in cement, excessive efflorescence—are eliminated. Color variations previously tolerated as an inherent problem in cement are also eliminated. Since material is stored at the site in 94 lb or 70 lb bags, there is minimal waste, dirt, inconvenience, safety hazard, and traffic congestion. Present distribution of the product is New England and the Middle Atlantic states down to Virginia. Instant Crete Corp., 1130 E. St. George Ave., Linden, N. J.

On Free Data Card, Circle 111

Ceramic Mosaic Tiles Are Colorful, Flexible

Size, color, pattern, and "body" are the highlights of the new "Precedent" collection of ceramic mosaic tiles by American Olean. The mosaics are in three basic sizes: 1" x 1", 2" x 1", and 2" x 2". Illustrations show uses and combinations of all three sizes. Color range of the new line is very

NEWS from Dow Corning

This Brick Stays Beautiful



STORY OLDSMOBILE, INC., LANSING, MICH. FREEMAN AND SMITH, AIA-ARCHITECTS

Silaneal Reduces Staining, Efflorescence

This new auto showroom is truly a showplace — and will be for decades to come. Why? Because the architects specified brick protected with Silaneal®, the factory-applied sodium silicate treatment that helps brick repel water . . . prevents unsightly discoloration due to rain, dirt and efflorescence.

How Silaneal Protects Beauty

The chief cause of brick discoloration is water that carries soil, soot and other dirt *into* the brick . . . actually embeds the dirt in brick surfaces. Once inside, water also leaches salts *out* of the brick, forming efflorescence. But Silaneal treatment *controls* the absorption rate of high suction brick. Result: brick turns back water, keeps dirt outside where surface discoloration is rain-washed away. And when water cannot penetrate, ugly efflorescence is minimized.

How Silaneal Improves Construction

When high suction rate brick is placed on fresh mortar it immediately sucks considerable water out of the mortar. Thus, the mortar dries too quickly and shrinks, leaving a


hairline crack at the interface of mortar and brick. But by treating bedding surfaces with Silaneal, suction rate is controlled; proper mortar hydration is permitted; shrinkage and cracks are eliminated; a stronger bond results; water leakage through the finished wall is reduced. Clean-up seldom requires more than just simple brushing. And maintenance is minimized because mortar does not crumble.

If you want more information on this new aid to constructing better brick buildings — including a list of leading brick manufacturers now supplying Silaneal-treated brick — write Dow Corning, Department 6822.

NOTE: There are several brick manufacturers who produce brick having low suction which already perform similar to a Silaneal-treated brick. Little improvement in efflorescence control and reduction of dirt pickup could be accomplished by treating this type of brick with Silaneal. Silaneal treatment would not improve the laying properties of this type of brick.



Dow Corning CORPORATION
MIDLAND, MICHIGAN



broad, encompassing 54 hues: 28 "Clearline" colors, bright and pastel; 14 "Texline" colors, featuring a textural effect with flecks of white; and 12 glazed accent colors. Innumerable patterns and blends can be achieved with the tiles, but 53 patterns are being featured at this time. The "body" of the new tiles is said to be denser and finer grained than heretofore manufactured, making them more stain-resistant and easier to clean. New techniques of manufacture make accurate control of tile size and color possible. American Olean Tile Co., Lansdale, Pa.

On Free Data Card, Circle 112

Pigmented Concrete Curing Compound Is Homogenized


A homogenized concrete curing compound with "Suspendoid" additive is designed to keep the pigment in the compound in suspension. This eliminates contractor's need to agitate drums of the cure, which was unsatisfactory because it left unassimilated pigment in the bottom of the drum and clogged spraying equipment. The new system keeps the pigment in suspension for a longer period, thus saving time spent cleaning nozzles and saving pigment that was left unused. It makes a thin, uniform film free of air bubbles, and uses titanium type A white pigment. W. R. Meadows, Inc., 26 Kimball Street, Elgin, Ill.

On Free Data Card, Circle 113

Door with a Memory

New door remembers a single important fact—160 F heat. If a fire should start in its vicinity, the door will automatically close when the temperature reaches 160 F, closing off corridors and stair wells which otherwise could spread the fire disastrously. The brain behind this door is a special metal link that melts at 160 F, a temperature that is low enough to appear in the early stages of a fire. As soon as superheated air from the fire melts this link, a spring held under tension is released, and the door shuts. Fenestra Inc., 11801 Mack Ave., Detroit 14, Mich.

On Free Data Card, Circle 114




Electronic System for Drug Dispensing

The distribution and custody of hospital drugs has been automated in the new "Brewer System." The system comprises a "Drug Station" for each nursing floor, which is electronically controlled to dispense and record the

proper medication for each patient, and a "Drug Cart" which is similarly geared for accuracy and simplicity. Among the many benefits to patient, medical staff, and hospital management are the following: 24-hour pharmacy service, maximum drug control, more nursing time for direct patient care, protection against medication errors, simplified accounting, and savings in the entire pharmaceutical service. Brewer Pharmed Engineering Corp., 9138 West Chester Pike, Upper Darby, Pa.

On Free Data Card, Circle 115



Lobster Pot

One of the fabrics in Thorp's new line is a large-scale geometric design, which is derived from the outline of a lobster pot. Imported from Sweden, the fabric has a handwoven look and is suitable for both upholstery and drapery use. One colorway only in beige tones; 60" wide; 29" repeat. J. H. Thorp & Co., 425 E. 53 St., New York 22, N. Y.

On Free Data Card, Circle 116

Lav Is Double for Half the Trouble

"America's first 2-in-1 bathroom lavatory" is the new "Dulavoir." A full 45" x 17", this twin-bowl lavatory has a 9" x 17" counter space between basins. Other features are concealed overflows at the front and individual soap dishes. The one-piece unit can be tiled in or mounted with frame. Its vitreous enameled cast-iron surface lasts the life of the home. Universal-Rundle Corp., New Castle, Pa.

On Free Data Card, Circle 117

on the one hand economy and on the other beautiful durable floors



Let the Hillyard "Maintainer" ... an experienced floor specialist ... prove to you that the best floor treatments not only give your floors the deepest, most durable beauty—but also prove most economical for your client to maintain.

On TERRAZZO • WOOD • CONCRETE • ASPHALT
VINYL • RUBBER or GYMNASIUM
YOU'LL FINISH AHEAD WITH

HILLYARD

ST. JOSEPH, MO.

PASSAIC, N. J.
SAN JOSE, CALIF.


Proprietary Chemists Since 1907



Write for Hillyard A.I.A. Files... contain draft specifications and treating instructions for each type of flooring.

BRANCHES AND WAREHOUSES IN PRINCIPAL CITIES

AIR/TEMPERATURE



Make-Up Air Systems

Design Considerations for Make-Up Air Systems, 8 pages, is the first in a series of handbooks on direct-fired gas heating equipment. This booklet points up the need for tempered make-up air to replace room air that is expelled from a building by fans or forced-air exhaust systems, which in turn often causes undesirable drafts and infiltration of dust and fumes. Illustrated sections discuss the need for make-up air systems, their planning and design, the selection of component equipment, and the design of control arrangements. Reznor duct furnaces and blower assemblies especially suited to make-up air systems are presented. Reznor Manufacturing Co., 62 Union St., Mercer, Pa.

On Free Data Card, Circle 200

Hydronic Heating

New 72-page source book, *Hydronics Design and Application*, contains detailed piping diagrams for six basic house plans, plus simplified tables for calculating heat loss. There is also information on starting and checking the system after installation, and on remedying any operation difficulty. The manual is intended primarily, but not exclusively, for use with the 1961 line of Bryant residential boilers. Write (enclosing \$2.50) to: Bryant Manufacturing Co., 2020 Montcalm St., Indianapolis 7, Ind.

Looking for a Roommate?

New air-conditioning unit—"Roommate II" combines two engineering firsts with new high styling. Through its "Humid-a-Guard Control System," the unit controls room temperature and humidity conditions regardless of outside conditions. This patented feature is not available in any other unit. The other exclusive feature of the Roommate II is "Air Volume Stabilizer Damper" which controls the vol-

ume of outside air admitted to the room. Full description of these features, and technical data, are contained in 6-page folder. John J. Nesbitt, Inc., State Rd. and Rhawn St., Philadelphia 36, Pa.

On Free Data Card, Circle 201

Ventilators for the Home

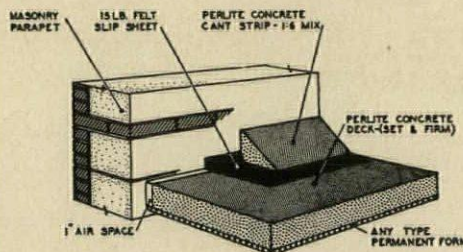
New 12-page catalog presents Fasco's ventilators for baths and kitchens: units for wall and ceiling installation, and combination ventilator-light and ventilator-light-heater units. Specifications and construction data are included for each model; wiring and ducting are illustrated in color diagrams. All units are certified and rated by the Home Ventilating Institute. Fasco Industries, 255 N. Union St., Rochester 2, N.Y.

On Free Data Card, Circle 202

CONSTRUCTION

Perlite Concrete

Revised section of the *Perlite Design Manual* is 4-page folder entitled *Perlite Concrete: Application Information*



on *Mixing and Placing*. Although perlite insulating concrete is mixed in the same equipment and by similar methods as sand-gravel concrete, there are some considerations that must be given to materials and timing in order to assure correct properties and adequate yield. The bulletin gives technical information on proper mixing, placing, and curing, and the use of air-entraining agents. Expansion joints and cant strips are also discussed. Perlite Institute, Inc., 45 W. 45 St., New York 17, N.Y.


On Free Data Card, Circle 203

Fire-Safe Chimneys

Information on the construction of safe chimneys and fireplaces, and advisory help on building codes, is available. The CFLI, distributor of the literature, is an association of manufacturers dedicated to fire prevention

through safe flue and chimney construction. Titles are *I'll Take This One*, describing approved chimney construction; *Home Is Where the Hearth Is*, featuring fireplaces; and *Recommended Building Code Text for Chimneys and Flues*. Clay Flue Lining Institute, 161 Ash St., Akron 8, Ohio.

On Free Data Card, Circle 204



Red Cedar Paneling

Information package, totaling 14 pages, presents Western Red Cedar paneling—patterns, application, and finishing. Titles of data sheets are *Tongue and Groove*, *Channel Pattern*, *Paneling Interior and Exterior*, *Paneling Patterns and Finishes*, and *Finishing*. They include introductory descriptions, tables of data, attractive color photos, and installation sketches. Western Red Cedar Lumber Assn., 4403 White-Henry-Stuart Bldg., Seattle 1, Wash.

On Free Data Card, Circle 205

Built-Up Roofing Specs

New manual, *Built-Up Roofing Specifications for 1961*, has been published. The 28-page catalog opens with a roof-selector guide, an arrangement in tabular form of the appropriate roofing construction for specific U/L rating, incline, guarantee, and deck material. Then follow general requirements for specifications on nailable and non-nailable decks, with information also on steep decks, dead-level roofs, and roofing over existing roofs. Extensive



L-M'S STYLED MERCURY, the ultimate in styling for streets, parking areas, malls, shopping centers, etc. Available in 1000, 700 or 400 watt luminaires.



L-M LAWN-GLO LUMINAIRE available in traditional or three contemporary designs. For homes and commercial applications where soft, low-level lighting is desired. High grade, all-aluminum unit with many desirable features; weatherproof; easily installed.

L-M PTL'S AT HOLIDAY INN MOTEL, Springfield, Missouri. PTL luminaires are weatherproof, in brushed aluminum or choice of six decorator colors. Exceptionally easy to install. Top reflector simply tilts for maintenance or relamping. With or without photocontrol, for incandescent or mercury with built-in ballast. Choice of seven IES light patterns.

Increase Nighttime Traffic With L-M's Modern, Efficient PTL™ Luminaire


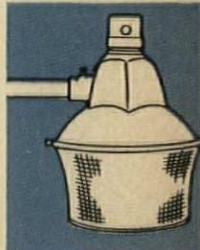
Contemporary styling and high lighting efficiency are combined in L-M's Post Top Light. The PTL luminaire has a scientifically designed optical system, with reflector-refractor combination that directs light down, not up and out where it is annoying.

PTL'S can be installed anywhere; replace old-style units, or provide efficient lighting for new installations. Excellent for public and private applications for hotels, motels, pools, parks, marinas, driveways, amusement parks, shopping centers, churches, hospitals, and airports, because it directs the light down, not up.

Get Information on L-M Outdoor Lighting

L-M equipment is specifically designed for the application. L-M provides a complete line of luminaires, in a wide variety of types, in fluorescent, mercury, and incandescent. Also Lighting Application Engineering Service, available through Authorized L-M Distributors. Ask your electrical wholesaler, or mail the coupon.

L-M SUBURBANAIRE is available in mercury or incandescent. For farms, neighborhood streets, church grounds, parking lots, many other areas where medium-intensity efficient lighting is desirable.



L-M FLUORESCENT LUMINAIRES are available in a wide variety of styles for street, airport, subway and tunnel lighting. In choice of deep or shallow units.



533

LINE MATERIAL® Industries

McGRAW-EDISON COMPANY

Outdoor Lighting



DISTRIBUTION TRANSFORMERS • RECLOSERS, SECTIONALIZERS AND OIL SWITCHES • FUSE CUTOUTS AND FUSE LINKS
LIGHTNING ARRESTERS • POWER SWITCHING EQUIPMENT • PACKAGED SUBSTATIONS • CAPACITORS • REGULATORS
OUTDOOR LIGHTING • LINE CONSTRUCTION MATERIALS • PORCELAIN INSULATORS • FIBRE PIPE AND CONDUIT

For more information, turn to Reader Service card, circle No. 421

MAIL THIS COUPON

Line Material Industries,
Milwaukee 1, Wisconsin

Please send me information on the PTL, L-M's complete lighting line, and name of nearest Authorized L-M Distributor.

Name _____

Company _____

Address _____

City _____ State _____

Type of Business _____

PA-1

specifications for roofing, plus several pages of flashing details and construction details, conclude the manual. The Philip Carey Manufacturing Co., 320 S. Wayne Ave., Cincinnati 15, Ohio.

On Free Data Card, Circle 206

Concrete-Forming System

New catalog, 24 pages, explains the "Steel-Ply" form system in detail. The lightweight panels weigh 5 psf, are made of plywood completely encased in rigid welded-steel frames. All panels are equipped with handles for easy carrying. With proper care, the painted steel frames last indefinitely; the plywood may be easily reversed or replaced. The simple arrangement of hardware is shown; photos also show panels and fillers in various combinations—horizontal or vertical, for any shape or size of concrete work. Along with descriptions of the standard forms and accessories, several new products are presented, among them a cantilever bracket and a haunch bracket. Symons Clamp & Manufacturing Co., 4249 W. Diversey Ave., Chicago 39, Ill.

On Free Data Card, Circle 207



Fire-Protected Studding

Fire-Safe Construction Ideas in Action, 4 pages, shows the savings in money and time that resulted from using "Non-Com" fire-protected wood as studding in a recent project. On-the-job photos show Non-Com being installed in the same manner as untreated wood; no wiring or clips are required. Protection is permanent against fire, termites, and decay. Wood Preserving Div., Koppers Co., Inc., 752 Koppers Bldg., Pittsburgh 19, Pa.

On Free Data Card, Circle 208

DOORS/WINDOWS

Aluminum on Outside, Wood on Inside

"Aluh" windows and curtain-wall elements, composed of aluminum on the



outside and wood on the inside, are presented in 6-page folder. Several representative European buildings having these units are illustrated; scale details of the sections are also shown. The windows are supplied in various combinations of fixed and opening sash, with either single or double glazing. The use of aluminum on the exterior assures light weight, strength, corrosion-resistance, and no maintenance, while wood on the interior gives heat and sound insulation and a "warm" appearance. Folder describes the construction technique of these West German windows which assures that the two materials, expanding at different rates, will form a perfectly balanced unit. American Representative: Juergen Estrich, 4451 W. Washington Blvd., Chicago 24, Ill.


On Free Data Card, Circle 209

Fire Doors and Exit Hardware

Recent advances in the design of fire-door barriers, and the application of new fire-exit hardware, are described in 8-page technical booklet. 1961 edition of *Fire Doorster* contains a review of the company's labeled products which derive from more than 10 years of testing by the Underwriters' Laboratories. Examples of Overly's 90 different door styles are shown, and complete information is provided on UL-label requirements for hollow metal doors. A guide to the proper selection of hardware appears in chart form for

easy reference. Overly Manufacturing Co., 580 W. Otterman, Greensburg, Pa.

On Free Data Card, Circle 210



Metal Windows

New catalog, 20 pages, illustrates windows by Albro in aluminum, bronze, and stainless steel. Catalog gives cross-sectional drawings, data on key features, and detailed specifications on the many types—reversible, sliding, awning, projected, single hung, double hung, hopper, security, and casement. Albro Metal Products Corp., 944 Longfellow Ave., New York 59, N.Y.

On Free Data Card, Circle 211

Glazing with Plexiglas

New guide for the use of "Plexiglas" acrylic plastic as a glazing material is entitled *Plexiglas Replacement Window Glazing* and is intended for those who are concerned with glazing or reglazing in high-breakage areas. The material is rigid, resilient, and weather-resistant; it is supplied as a colorless, transparent sheet and in a variety of tints and translucent colors. Brochure, 8 pages, describes various methods of installing the plastic in windows, doors, skylights, and partitions. Plastics Sales Dept., Rohm & Haas Co., 222 W. Washington Sq., Philadelphia 5, Pa.

On Free Data Card, Circle 212


ELECTRICAL EQUIPMENT

Residential Loadcenters

Selection and application information on residential loadcenters, plus new

time is money ■ Incor saves you time ■

Places 20,000 sq ft of roof deck a day using prestressed concrete double-T's



Rapid construction, fire resistance, and spaciousness were the key factors in the choice of precast, prestressed concrete design for the new 250,000-sq ft Lynchburg Works of Delta Star Electric Division, H. K. Porter Company, Inc. Use of prefabricated concrete girders, beams, roof and floor units, and canopies helped meet a construction schedule of only eight months. On some days as much as 20,000 sq ft of double-T roof deck was erected.

Incor 24-hour cement was used by the precaster to meet his 125-day contract schedule with minimum form cost. Speed and savings are familiar words wherever Incor has a say. On your next job, team your men and machines with Incor, and watch time turn into money—fast.

Lynchburg Works, Delta Star Electric Division, H.K. Porter Company, Inc., Lynchburg, Va. Owner: Lynchburg Area Development Corp.; Engineers: Hunting, Larsen & Dannel, Pittsburgh; Associate Engineer: Garland M. Gay, Lynchburg; Engineers, Prestressed Structure: Hansen & Craig, Richmond; General Contractor: English Construction Co., Inc., Altavista, Va.; Precast, Prestressed Units: Virginia Prestressed Concrete Co., Inc., Roanoke; Ready Mixed Concrete: Lynchburg Ready Mixed Concrete Co., Inc., Lynchburg; Concrete Blocks: Virginia Dunbrik Co., Inc., Lynchburg.

AMERICA'S FIRST HIGH EARLY STRENGTH CEMENT



INCOR®


LONE STAR CEMENT CORPORATION, NEW YORK 17, N.Y.

at **IBM's Thomas J. Watson Research Center, Yorktown, N.Y.**

the **RESULTS OF COMFORT RESEARCH WERE A**

**CONNOR
ALL AIR SYSTEM**

Eero Saarinen & Associates, Architect
 Jaros, Baum & Bolles, Engineers
 Wm. L. Crow Construction Co.,
 General Contractor
 A. D. Walker & Company, Inc.
 and
 J. E. Schechter Corp.,
 Mechanical Contractors



The fluent lines of Connor linear ceiling diffusers accentuate and complement the rich simplicity of the building's interior and provide highly effective air distribution.

In the building's striking auditorium, circular Connor ceiling diffusers are neatly recessed in the same cone-like pockets that hold the overhead lights, another example of how the diffuser adapts to design features yet distributes air in an ideal pattern.

In this extremely impressive new I.B.M. building, one assurance of an always suitable climatic interior is a reliable air distribution system made up from Connor's complete line.

5,360 different Connor units contribute "constant comfort conditions" for I.B.M.'s employees and visitors.

"C-ing" it from the top, the increasingly popular all air system includes Pneumavolve, the exclusive Connor element that's at the heart of the Kno-Draft Series 45P mixing boxes, 350 of which are installed here; 450 sleek linear diffusers; 1200 perforated supply and return diffusers; 130 circular supply diffusers; and 3,230 specially designed snap-in type supply, return, and exhaust registers and grilles. The diffusers, registers, and grilles were supplied in a special color to blend with the interior design and color schemes.

The Connor All Air System—of which Pneumavolve is the indispensable part—offers many advantages of design, function, and economy. Write for information on the complete system or any individual unit. Representatives located in principal cities.

CONNOR...

for Constant Comfort Conditions

CONNOR ENGINEERING CORPORATION

DANBURY • CONNECTICUT



kno-draft®
AIR DIFFUSERS

For more information, turn to Reader Service card, circle No. 326


price lists for complete line of fusible equipment, are features of new 1961 catalog. The 36-page catalog illustrates the various loadcenters—both fusible and circuit-breaker types—small fusible devices, and special application units. Ratings and wiring diagrams are provided. Walker Div., I-T-E Circuit Breaker Co., P. O. Box 2384, Atlanta 18, Ga.

On Free Data Card, Circle 213

Using Slabs as Raceways

New 16-page manual explains the use of hollow-core, precast-concrete floor and roof slabs as raceways for electrical wiring. Covered in the book are: (1) getting wiring in and out of the hollow "Flexicore" cells at various locations; (2) feeding fixtures from the cell; and (3) other methods commonly used for electrical wiring. Numerous details, clearly drawn, illustrate specific recommendations. The Flexicore Co., Inc., 1932 E. Monument Ave., Dayton 1, Ohio.

On Free Data Card, Circle 214



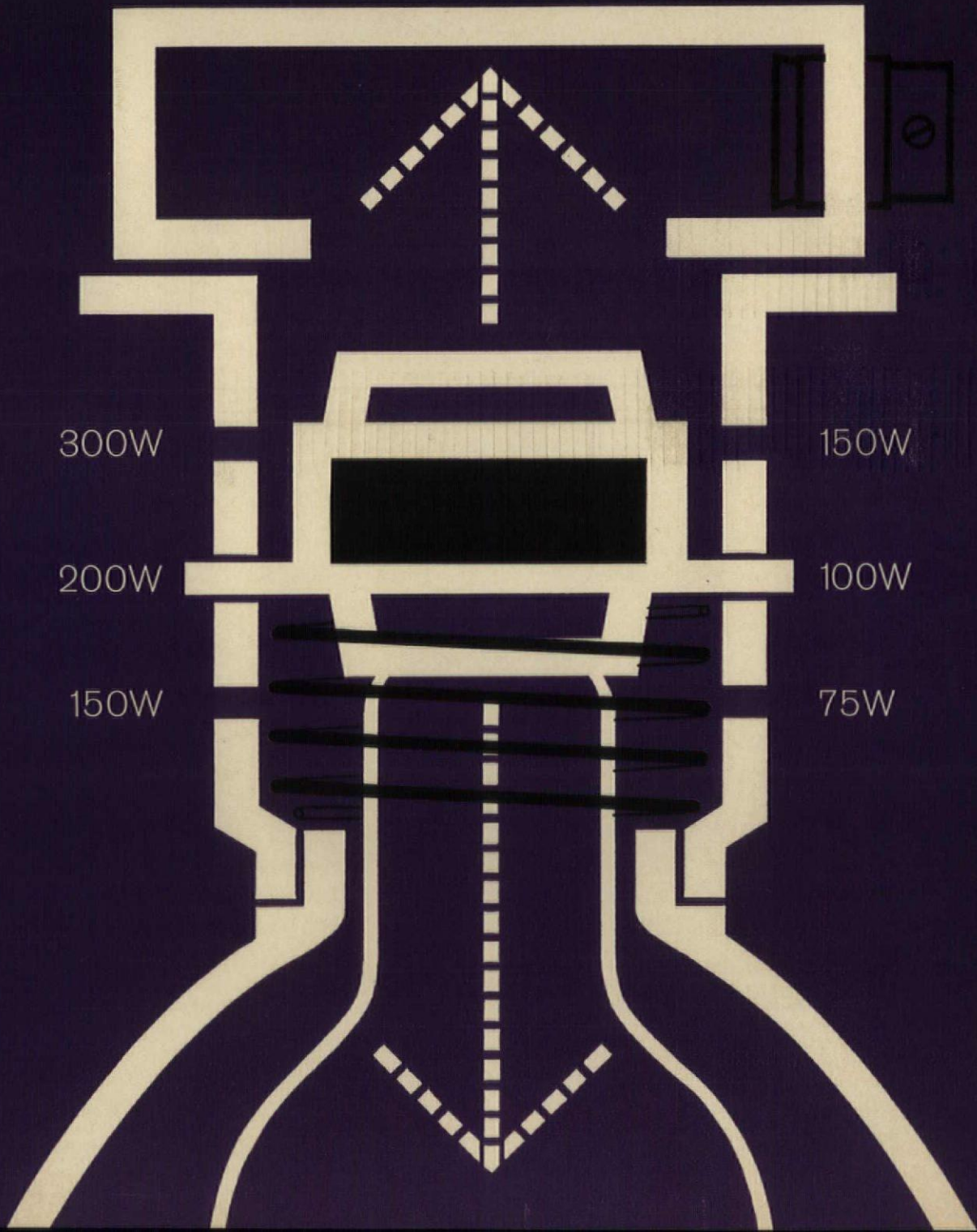
**New Troffers
Have Frameless Lenses**

Handbook of recessed-flourescent equipment, 44 pages, illustrates, new "Miracle Door Troffers." The modular troffer units have frameless plastic lenses and a wide variety of other shieldings; all exposed hardware and spring catches have been eliminated. Light leakage is impossible. The catalog contains illustrations of the var-

ADJUSTOMATIC HUB One of many innovations in our new Marco collection. Three J-slots, plus a compression spring, permit changes in sizes and positions of bulbs. Result: great flexibility in quantity and quality of illumination, often necessary after an installation has been made. Write for handsome catalog illustrating over 100 new recessed incandescent lighting fixtures.

MARCO

MARCO ELECTRIC MANUFACTURING COMPANY, Dept. PA11, 448 Santa Fe Ave., Los Angeles 21, California






ELASTOMERIC BUTYL CAULK



Available in Gun Cartridges and



Bulk Containers for Troweling

...an all-purpose single component sealant.

Sealtight Elastomeric Caulk is a new single-component sealer that offers most of the important qualities of the more costly two-component polysulfide sealants plus many additional advantages. It is an all-purpose sealant that can be used on any reasonably clean surface—porous or non-porous. It is a premixed single component material ready for use with no on-the-job preparation. Sealtight Elastomeric Caulk is ideal for sealing curtain wall joints, tuck pointing masonry, caulking concrete, channel glazing, and general caulking purposes.

OUTSTANDING FEATURES . . .

- Single-component, premixed ready for use.
- Offers indefinite storage life.
- Non-bleeding and non-staining . . . does not require a primer.
- Virtually unaffected by freeze-thaw cycles.
- Resistant to ozone and ultra violet exposure.
- Dries tack-free in 4 to 6 hours . . . cures in 30 to 60 days.
- Available in four colors: white, natural, grey, and aluminum.
- Fibre tube features no-flow device.

WRITE FOR COMPLETE INFORMATION

W. R. MEADOWS, INC.

9 KIMBALL ST. • ELGIN, ILLINOIS
For more information, circle No. 336

ious sizes and types, plus installation data for many contemporary ceiling types. Globe Lighting Products, Inc., 1710 Flushing Ave., Brooklyn 37, N.Y. On Free Data Card, Circle 215



Sports Lighting for Gyms

Indoor Sports Lighting for Educational Institutions, 4 pages, illustrates gymnasium applications of "Lobay" and "Hibay" units with either mercury-vapor or incandescent lamps. Booklet describes construction details of the fixtures, giving light-distribution curves and other data for specifiers. It discusses compactness of light source, output/wattage relationship, life, shielding, installation, and maintenance. Manufacturer states that Lobay and Hibay units using mercury-vapor lamps offer "the least costly illumination available anywhere with all the required characteristics"; incandescent lamps are "the lowest first-cost units." Holophane Co., Inc., 342 Madison Ave., New York 17, N. Y.

On Free Data Card, Circle 216

FINISHERS/PROTECTORS

Corrosion-Proof Cements

Catalog, 16 pages presents complete line of 17 corrosion-proof cements, flooring materials, interliners, coatings, and rigid plastic fabrications. Complete data on physical properties and application methods, plus details for tank and floor constructions, are provided. An extensive chart shows the resistance of each product to 166 common corrosives. Atlas Mineral Products Co., Mertztown, Pa.

On Free Data Card, Circle 217


Floors without Flaws

A comprehensive yet concise 4-page catalog presents all products concerned
Continued on page 102

EPOXY + EXOLON

Anti-Slip = SAFETY

for Wood, Steel, Concrete



NON-SLIP SAFETY WET OR DRY

Simply apply epoxy resin to a clean surface . . . cement, wood, metal, ceramic tile . . . then sprinkle Exolon on the surface before the epoxy hardens.

EXOLON Anti-Slip is a low cost electric furnace grain that imparts hardness and wear resistance to any surface. Never polishes smooth in the heaviest traffic.

Please send me
Samples of **EXOLON** Anti-Slip
Complete information and specifications.

Name _____

Address _____

City _____ Zone _____ State _____

The EXOLON Company
1031 E. Niagara Street • Tonawanda N. Y.

For more information, circle No. 369

FOAMGLAS-BOARD[®]

the benefits of FOAMGLAS in large board size



The proven insulation benefits of FOAMGLAS are available now in a special 2' x 4' unit, a board size that speeds roofing installation and cuts labor costs.

The qualities of FOAMGLAS—moistureproof, vaporproof, strong, rigid, dimensionally stable, incombustible—are retained in this new package that makes it faster and easier to handle on the job. Multiple sections of FOAMGLAS are sandwiched between a special asphalt-laminated paper.

New FOAMGLAS-BOARD reduces the number of insulation joints on a roof. It is easily cut and shaped on the job to provide a tight fit around drains, vents or other obstructions.

For more complete information on how FOAMGLAS-BOARD provides weathertight roofing protection for the life of a building, send for a free copy of our catalog: Pittsburgh Corning Corporation, Department AB-101, One Gateway Center, Pittsburgh 22, Pennsylvania. In Canada: 3333 Cavendish Boulevard, Montreal, Quebec.



PITTSBURGH




Only Onan has solved

HERE ARE A FEW OF THOUSANDS OF BUILDINGS THAT HAVE INSTALLED ONAN STANDBY POWER

Halle Bros. Department Stores
Middleburgh Heights, Ohio
Rothrock Bldg. • Erie, Pa.
Forbes & Wallace Dept. Store
Springfield, Mass.
Newspaper—La Presse
Montreal, Canada
Parking Ramp—Pigeon Hole Parking
Montreal, Canada
Phillip's Supermarket • Auburn, Mass.
Loveman's Dept. Store
Birmingham, Ala.
Hudson's Bay Company
Winnipeg, Canada
Newfoundland Radio Station VOXM
Newfoundland
Radio Station CJAD • Montreal, Canada
Tediskis Supermarket
Plymouth, Mass.
Chelle's Supermarket
Barrington, R.I.
Howard Johnson Restaurant
Portsmouth, N.H.
Radio Station WEEL • Medford, Mass.
Birch Street Garage • Cranston, R.I.
Hugo Hillstrom Hatchery
Cokato, Minn.
Ford Motor Co.—Twin Cities
Assembly Plant • St. Paul, Minn.
University of Minnesota
Minneapolis, Minn.
Jesuit Fathers Church
St. Jerome, Quebec
Pako Co. • Golden Valley, Minn.
Vanderbilt Univ. • Nashville, Tenn.
Sunbeam Farm Greenhouse
Westlake, Ohio
Lines Orchids, Inc.
Signal Mountain, Tenn.
Rhode Island Milk Assn. Bldg.
Warwick, R.I.
Beauchamp Dairies • Winter Haven, Fla.
Rider College • Lawrence, N.J.
Central Service Station • Editson, N.Y.
Gulf Power Co. • Fort Walton, Fla.
Bessemer Electric Service
Bessemer, Ala.
City of Nashville • Nashville, Tenn.
Water Resources Board (State of New
Hampshire) • Manchester, N.H.
R E A (Clay Union Electric Corp.)
Vermillion, S. Dak.
Michigan Bell • Detroit, Mich.
Wisconsin Southern Gas Co., Inc.
Lake Geneva, Wisc.
California Interstate
Carson City, Nevada
Toll Road Service Area—Near Ohio Line,
Ohio Turnpike • Lorain, Ohio
KVOO-TV • Tulsa, Oklahoma
Troy Elementary School • Troy, Pa.
Chambersburg High School
Chambersburg, Pa.
Sioux Falls School (Axtell Park Jr. H.S.)
Sioux Falls, S. Dak.
St. Lukes Elementary School • Erie, Pa.
Pure Oil Station • Cable, Minn.
Wold Chamberlain Field
Minneapolis, Minn.
Police Bldg. • Lexington, Mass.
Barrington Town Hall • Barrington, R.I.
Radio Station WGL • Ft. Wayne, Indiana
Southeast Colorado Power Assn.
La Junta, Colo.
Radio Station WPBC
Minneapolis, Minn.
Radio Station WBRY • Waterbury, Conn.
Radio Station KSTL • St. Louis, Mo.
Fire Station • Minneapolis, Minn.
Sewage Disposal
Columbia Heights, Minn.




First Federal Savings & Loan, La Crosse, Wisc.




Las Vegas Convention Center



Central & Southern Florida Flood Control District



Montgomery Ward, Minneapolis, Minn.



Phillips Restaurant Lounge, Ft. Lauderdale, Fla.



Amityville Theatre, Amityville, L.I., N.Y.



Farm Bureau Mutual Insurance, Concord, N.H.



Shadowbrook Jesuit Noviate, Lenox, Mass.

so many standby power problems

Call in your Onan representative for suggestions on type of fuel, cooling system and other options

Yours is the essential judgement in determining the practicality of standby electric power in buildings you plan or modernize. When, in your judgement, standby is a consideration, we hope you'll call in your local Onan man early in your planning. Fulltime specialists in this field, you'll find their experience helpful in deciding how much critical power insurance is needed. Often, you'll be surprised *how little* emergency power they'll recommend.

An Onan specialist will work closely with you, without obligation, to determine *where* in the building a standby plant should be located, the most efficient cooling system, the most inexpen-

sive fuel system, and all other options.

They'll help select—and supply—all necessary accessories including line transfer control and fuel lines and tanks. *Only Onan offers this complete one source responsibility.*

Bear in mind, too, that local factory service and parts availability is another important plus when you specify Onan. More than one hundred authorized Onan distributors are located in major cities, coast to coast.

Onan plants, gasoline, gas or diesel driven, are now available in sizes to 230 kw. Your local Onan distributor is listed in the Yellow Pages.

ONLY ONAN GIVES YOU THIS CERTIFICATION



**World's Leading Builder
of Electric Power Plants**


ONAN DIVISION, STUDEBAKER-PACKARD CORPORATION • 2661 UNIVERSITY AVENUE S. E., MINNEAPOLIS 14, MINNESOTA

For more information, turn to Reader Service card, circle No. 381



HOWARD MILLER

BUILT-IN CLOCKS
DESIGNED BY GEORGE NELSON



Each of these six new built-in clocks features distinctive and dimensional hour markers. The Howard Miller built-in clock line offers a wide selection of hour markers and finishes in sizes from 9" to 36" affording maximum design freedom. Custom clocks also manufactured to your specifications.

0

For descriptive literature, write:



HOWARD MILLER CLOCK CO.

BUILT-IN DIVISION / ZEELAND, MICHIGAN

For more information, turn to Reader Service card, circle No. 372



Prickly problem quickly solved! Wilbur Clarke needed carpet for his Desert Inn in Las Vegas. He had a hunch, so he called Magee. He showed the Magee-people a wall-paper sample and they, in turn, showed him a stunning cactus design. The hunch paid off handsomely. No extra charge, of course, for Magee's Commercial Carpet Design Service.

To get it, wire or write,

magee
COMMERCIAL CARPETS

THE MAGEE CARPET COMPANY, 295 FIFTH AVENUE, N. Y. 16, N. Y.

For more information, turn to Reader Service card, circle No. 362

**ANOTHER
NEW 3M
CONSTRUCTION
PRODUCT!**




**3M
BRAND
DUCT SEALER
STANDARD GRADE**



ANNOUNCING: a competitively priced, high-performance sealer!

From the maker of duct sealers that safeguard some of the world's largest systems comes new 3M® Brand Duct Sealer Standard Grade. This new companion product of 3M Brand Duct Sealer 800 Premium Grade assures tough, flexible, trouble-free seals . . . meets critical established specification requirements . . . and at a competitive price.

3M Brand Duct Sealer Standard Grade resists both oil and water. Films of $\frac{1}{8}$ " thickness remain flexible, even over a 1" mandrel at -20°F , and withstand continuous heat exposure as high as 200°F . This sealer may be applied by brush, caulking gun or pressure extruding equipment. Surfaces skin over in 5 to 10 minutes, become tack-free in an hour to avoid collecting dirt. 3M Brand Duct Sealer Standard Grade is

recommended for both medium- and high-velocity systems.


For insulation, there are 3M Brand Adhesives for every bonding need. Included are a formulation that withstands heat up to 300°F , a non-flammable adhesive that eliminates fire hazards during application, and an economical high-coverage formulation for general use. In addition, 3M provides adhesive products for bonding ceramic, clay, vinyl and rubber tile, as well as wood, laminates and other materials . . . for sealing curtain wall, other external joints and surfaces. For data on the complete line of 3M construction adhesives, see Sweet's Catalog, your nearby distributor or write AC&S Division, 3M Company, Dept. SBC-101, St. Paul 6, Minnesota.

Adhesives, Coatings and Sealers Division

**3M
COMPANY**




King-size (43-ft. wide, 22-ft., 7-in. high) Mahon Rolling Steel for a Detroit warehouse of Grand Trunk & Western Railroad. Contractor: F. H. Martin Construction Company.



MAHON ROLLING DOORS

Open: Mahon Rolling Doors are versatile space savers. **Shut:** they are sturdy protection. In between both stages, they are convenient, quick-acting, work and time savers. Mahon supplies Rolling Doors in standard or Underwriters' Labeled Types to suit your specific needs for new or old openings. All-metal construction with Bonderized slats insure long life, minimum maintenance. Whether you're building, modifying or replacing—investigate the multiple-benefit 'case' for Mahon Rolling Doors.



Mahon Rolling Doors are available in power-operated

... chain crank or manual types in all models.

MAHON COMPANY BUILDING PRODUCTS

- Aluminum or Steel Curtain Wall
- Rolling Steel Doors (Standard or Underwriters' labeled)
- Fire Walls (Underwriters' rated)
- M-Floors (Steel Cellular Sub-Floors)
- Long Span M-Deck (Cellular or Open Beam)
- Steel Roof Deck
- Acoustical and Troffer Forms
- Acoustical Metal Walls, Partitions, and Roof Deck

CONSTRUCTION SERVICES

- Structural Steel—Fabrication and Erection
- Steel Fabrication—Weldments
- Geodesic Domes—Fabrication and Erection

THE R. C. MAHON COMPANY DETROIT 34, MICHIGAN

MANUFACTURING PLANTS—Detroit, Michigan and Torrance, California
 SALES-ENGINEERING OFFICES—Detroit, New York, Chicago, Cleveland, San Francisco and Torrance, Calif. and E. Orange, N. J.
 REPRESENTATIVES IN ALL PRINCIPAL CITIES.

MAHON

For more information, turn to Reader Service card, circle No. 363

WRITE FOR ROLLING DOOR CATALOG G-61—ALSO IN SWEET'S FILES.

Continued from page 96

with floors, new or old, wood or concrete. Floor hardeners, patching and resurfacing compounds, chemical-resistant coatings, primers, and slip-resistant coatings are tabulated. Information on each product includes purposes, advantages, method of application, preparation, time required before reopening floor to traffic, coverage, and special precautions. A. C. Horn Co., Div. of Sun Chemical Corp., 2133 85th St., North Bergen, N.J.

On Free Data Card, Circle 218

Form Coating for Exposed Aggregate

Technical bulletin, 2 pages, describes "Aggretex F," a coating for wood or metal forms to obtain exposed aggregate surfaces on freshly poured concrete. The material is also used to provide a rough bonding surface for subsequent concrete or stucco coatings and parings. Bulletin discusses surface preparation for wood and metal forms, method of application, and coverage. A.C. Horn Co., Div. of Sun Chemical Corp., 2133 85 St., North Bergen, N.J.

On Free Data Card, Circle 219

INSULATION

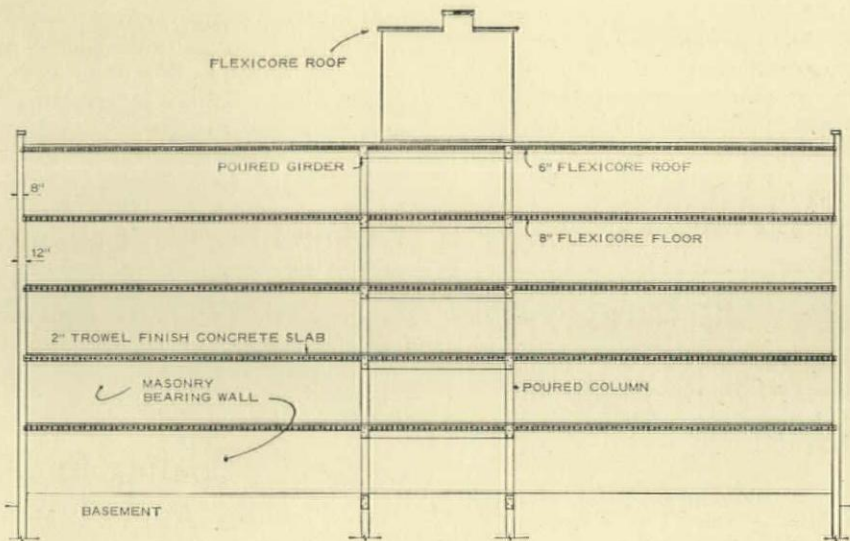
Economies with Insulating Roof Deck

Brochure entitled *Exposed Beam Roof Construction* describes the advantages of "Celotex" insulating roof deck for faster and more economical construction. The 8-page booklet includes a 4-page cost analysis, enabling one to compare local costs of fiberboard insulating roof deck against three other typical roof systems: pitched roof with vented attic space, flat roof, and exposed beam roof without insulating roof deck. Celotex combines roof deck, finished ceiling, and insulation in a single versatile unit, which is available in sound-quieting "Fissured" and high light-reflecting "Linen White." The Celotex Corp., 120 S. La Salle St., Chicago 3, Ill.

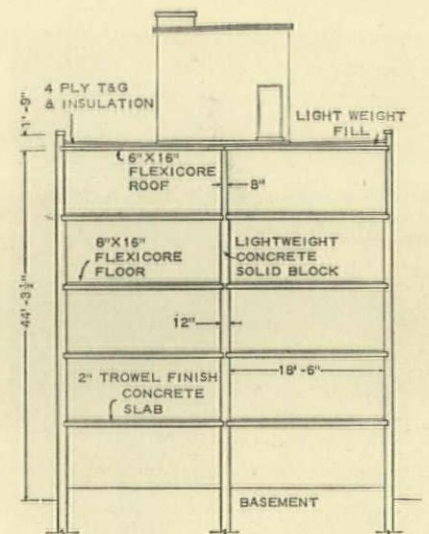
On Free Data Card, Circle 220

Insulating Concrete for Floors on Grade

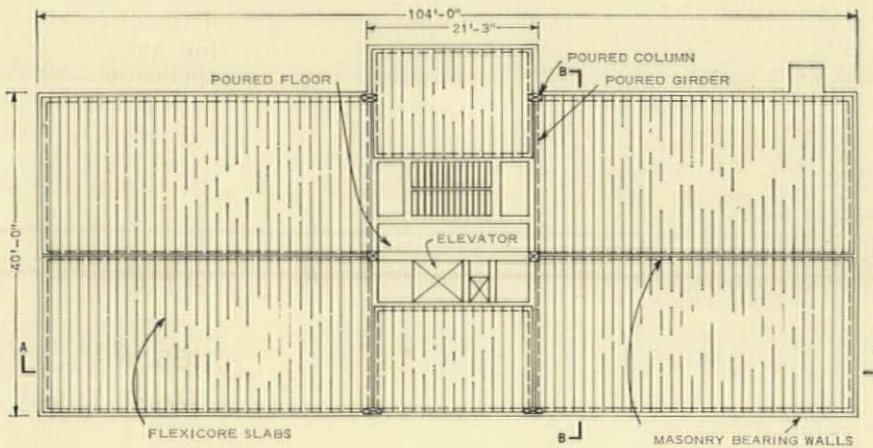
Specifications for vermiculite insulating concrete floors on grade, with or



SECTION AA. Precast cellular concrete Flexicore decks provide fireproof structural floors and roofs at Fairmay Apartments, Chicago. The five buildings are masonry wall-bearing except for reinforced concrete stairway and elevator core. Design called for 75 psf live load.

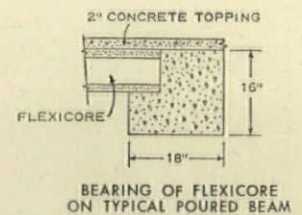
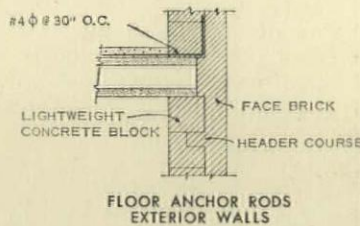
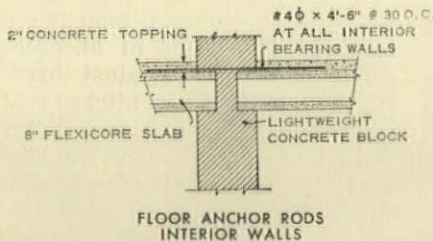


SECTION BB. Clear span of 18'-6" between masonry bearing walls permits simplified design and fast construction. Underside of Flexicore deck is exposed for finished ceiling.



TYPICAL FLOOR FRAMING. Each 3800-sq. ft. Flexicore deck was placed, leveled and grouted in two days. Available on third day as work deck for erection of walls and frame for next story.

How to Design a Low-Cost, Fireproof Apartment Building



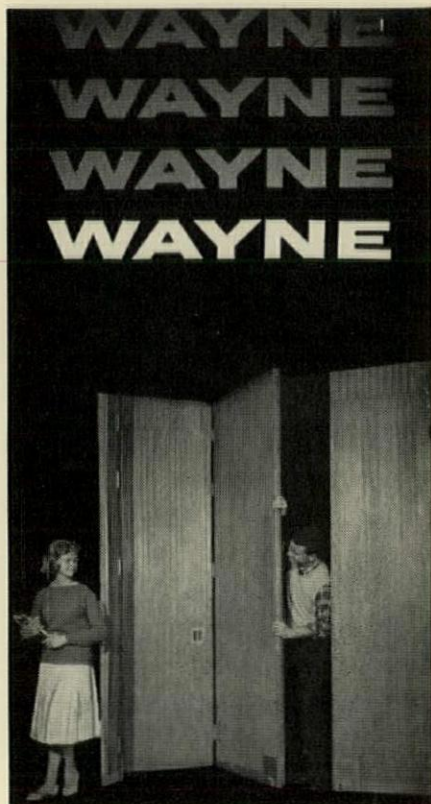
Edward Marks, Architect, Evanston, Illinois



The use of Flexicore precast decks permitted Fairmay Apartments to meet Chicago's strict fire code, and resulted in substantial savings to the owners. High-speed erection permitted earlier occupancy and exposed Flexicore slabs eliminated ceiling plaster.

For more information on this project, ask for Flexicore Facts No. 78. Write The Flexicore Co., Inc., Dayton, Ohio, the Flexicore Manufacturers Association, 297 S. High St., Columbus 15, Ohio or look under "Flexicore" in the white pages of your telephone book.





WAYNE FOLDING PARTITIONS

Work wonders in saving space (and school dollars)



In gymnasiums, auditoriums and classrooms.



Available in seven facing materials, including beautiful long-wearing vinyl plastic at no extra cost. Choice of four core materials, automatic or manual operation. Engineered for all budgets. Send for new catalog today.

WAYNE IRON WORKS • WAYNE, PA.
For more information, circle No. 402

without radiant heating, have been issued. The 4-page folder covers mixing, placing, and curing of vermiculite concrete, as well as preparation of the base and application of a sand-concrete topping. Isometric detail drawings are provided. Vermiculite Institute, 208 S. LaSalle St., Chicago 4, Ill.
On Free Data Card, Circle 221

LIGHTING

Custom Design from Standard Elements

Unique catalog enables designer to visualize the many pendant fixtures possible with the Lightolier "Carnival" line. Multiple flaps of the catalog show the 13 pendant styles — metal cones, glass teardrops, wicker, etc. — while fixed page shows new metal spreader. The fixture can accommodate from 3 to 12 lights. Also illustrated in 12-page catalog is the new "Interplay" chandelier, with its varied brackets, mounting, and shades visualized by spinning a disc. Lightolier Inc., 346 Claremont Ave., Jersey City 5, N. J.
On Free Data Card, Circle 222

SANITATION/PLUMBING

Unbreakable Fixtures for Institutions

Complete specifications sheets are available for each of manufacturer's many unbreakable plumbing fixtures, including the unique water closet and lavatory combination, and the solid one-piece stall shower. Also available are more than 20 different layout sheets for institutional plumbing, showing details of piping and connections. These sheets have been compiled from actual institutional jobs, and show plans, elevations, and sections. Aluminum Plumbing Fixture Corp., 778 Burlway Rd., Burlingame, Calif.
On Free Data Card, Circle 223

Hospital Layouts

New guide to the selection of plumbing products for hospitals has been issued. The booklet, 44 pages, is divided into two parts: the first contains floor plans and general descriptions of hospital areas, with appropriate products for each area; the second section contains specifications on the fixtures and fittings illustrated. Of spe-

cial interest are new fixtures, such as surgeons' lavatories, surgeons' scrub-up sinks, and a pediatric bath. Plumbing & Heating Div., American-Standard, 40 W. 40 St., New York 18, N. Y.
On Free Data Card, Circle 224

Sketchbook for Clients

Sketchbook of Plumbing, Heating, and Air Conditioning Ideas contains 20 pages of ideas for bathrooms, kitchens, garden centers, pools, cabanas, etc. Each watercolor sketch suggests a layout, colorscheme, and particular fixtures. Accompanying the sketches are plans and isometric views. Crane Co., 300 Park Ave., New York 22, N. Y.
On Free Data Card, Circle 225

SURFACING MATERIALS

Specs for Installing Ceramic Tile

Specifications for Installation of Ceramic Tile with Dry-Set Portland Cement Mortar, 20 pages, has received approval by the American Standards Assn. As such, the document represents the nationally authoritative standard in its immediate field of application. Specifications cover general requirements for materials; for inspection, preparation, and protection; and for workmanship and application. Tile Council of America, Inc., 800 Second Ave., New York 17, N. Y.
On Free Data Card, Circle 226

Static-Conductive Floor Covering


Technical Data Manual on Static-Conductive Linoleum is available. The manual, 16 pages, concerns the hazards of static electricity in the presence of explosive vapors and combustible substances. It covers all pertinent facts on this life-saving floor covering. Congoleum-Nairn Inc., 195 Belgrove Dr., Kearny, N. J.
On Free Data Card, Circle 227

PROGRESSIVE ARCHITECTURE NEWS REPORT

REINHOLD PUBLISHING CORPORATION
430 PARK AVENUE NEW YORK 22, N.Y.
Publisher.....D. Bradford Wilkin
Editor.....Thomas H. Creighton
News Editor.....James T. Burns, Jr.



Commercial Easy-Wall partition system...



A New Commercial Easy-Wall frees **your** imagination from the bonds of traditional materials and methods. Not just ordinary partitions and panels, Simpson Easy-Wall is an ingenious and versatile **component system**. Handsome enough for Board Rooms, yet economical enough for plant offices, Easy-Wall saves up to \$3 per lineal foot... is completely movable and reusable... has excellent thermal and acoustical properties. **One crew installs** these handsome partitions, panels and matching doors... more quickly, more easily, with no muss or fuss. Try them in combination with famous Forestone® **sculptured** acoustical ceilings for beautiful and practical space planning.

PRODUCT OF IMAGINATION

● For samples and detailed file folder, call your Simpson Certified Acoustical Contractor (Look in the Yellow Pages under Acoustical Material) or write:

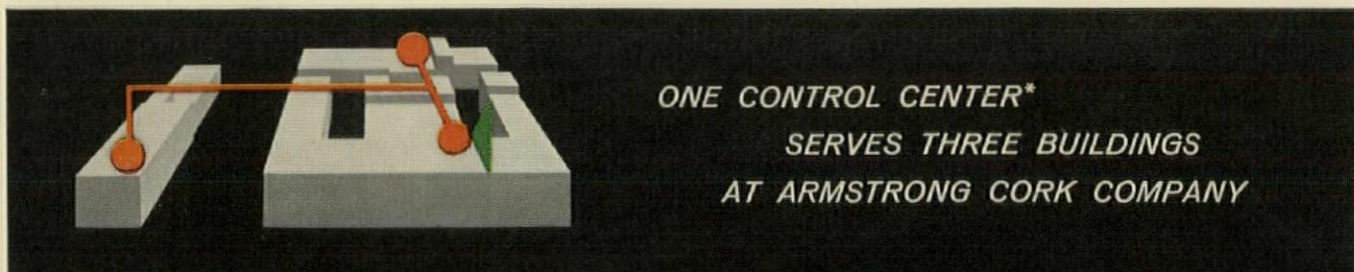
**SIMPSON, ROOM 2061
WASHINGTON BUILDING,
SEATTLE, WASHINGTON**

RELY ON




51A2A (60299)

® U. S. PAT. NO. 2,791,289



ONE CONTROL CENTER*

**SERVES THREE BUILDINGS
AT ARMSTRONG CORK COMPANY**



**CENTRALIZED
CONTROL**

REDUCES AIR CONDITIONING COSTS

Nineteen large central fan systems were required to air condition Armstrong Cork Company's home offices in Lancaster, Pa. With equipment dispersed among ten locations in three buildings, supervising and operating the numerous systems posed a major cost problem.

The answer was the installation of a Johnson Pneumatic Control System with a control center for convenient, centralized supervision and regulation of the equipment in all three buildings. The panel provides the engineer with a total of 323 visual data checks and remote controls, plus diagrams of the air handling systems and refrigeration circuits.

The advantages of this control center are impressive. It enables just two full-time men to handle a complex job. Through increased productivity alone, the first cost of the center is expected to be recovered in about 10 years. In addition, it provides the means to minimize power consumption and prolong equipment life. On several occasions, the immediate detection of off-normal conditions has prevented down-time and equipment damage.

And, in conjunction with some 480 Johnson Room Thermostats in the offices, it assures an ideal thermal environment at all times for Armstrong employees.

Leading buildings everywhere rely on Johnson Pneumatic Control. A Johnson representative will gladly explain how the unmatched performance and lifetime economy features of a Johnson System can be applied to any building, small or large. Johnson Service Company, Milwaukee 1, Wisconsin. 110 Direct Branch Offices.


*Johnson Pneumatic Control Center designed by consulting engineer Charles S. Leopold, Philadelphia. Eugene D. Scribner of Armstrong Cork Company was the project engineer.

JOHNSON CONTROL
PNEUMATIC SYSTEMS

DESIGN • MANUFACTURE • INSTALLATION • SINCE 1885



Bank of Georgia Building, Atlanta, Georgia
Building Owner: C. J. C. Realty Company,
Atlanta, Georgia—Dallas, Texas
Architects & Engineers: Hedrick & Stanley,
Dallas, Texas
General Contractor: Henry C. Beck Co.,
Atlanta, Georgia



Atlanta sets a new high in **REINFORCED Concrete Building Construction**

Dwarfing all surrounding structures, the new Bank of Georgia Building rises 390 ft out of the heart of Atlanta. The city's newest and tallest office building, it establishes a new record for concrete framed buildings in the U.S.—a record formerly held by Chicago's Executive House.

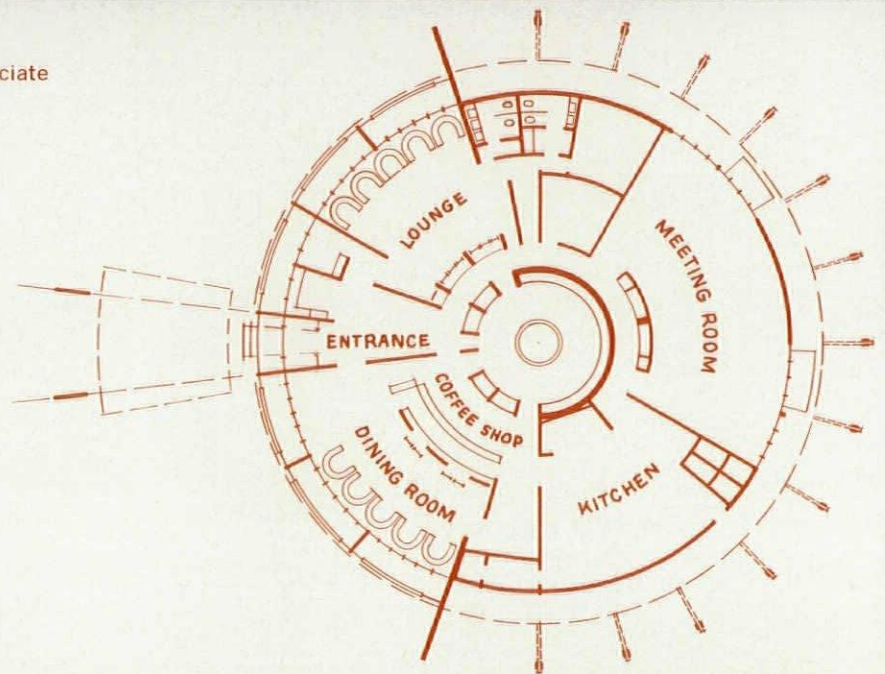
The use of monolithic reinforced concrete for this new high-rise building—and for many other new buildings—resulted in structural savings through reduction of foundation and framing costs. Investigate the many superior advantages of this versatile material and low cost method of construction.

Concrete Reinforcing Steel Institute
38 South Dearborn Street
Chicago 3, Illinois

8-61



Architect: David Jacobson, Jr., A. I. A.
James Coppedge, Design Associate





MODERN DESIGN

USES WEST COAST LUMBER

A design idea that utilizes the full commercial advantages of distinctive shape has been accomplished at no increase in cost over conventional forms with this interesting courtel office-restaurant in which West Coast Lumber is the principal building material. Thanks to versatile use of space, the building also functions as a community banquet hall, which can be partitioned for meeting rooms.

The round building form, offering excellent traffic circulation plus the pleasing effect of an open patio in the center, demonstrates the design flexibility available with West Coast Lumber. Exterior walls are a combination of masonry and West Coast Douglas Fir. Glue laminated beams, 7" x 28" alternated with 4" x 16 $\frac{1}{4}$ ", provide basic roof support. Into these are framed 2" x 12" West Coast Douglas Fir joists to carry the flat roof.

By carefully coordinated building and landscape planning, it was possible to eliminate special roof drains, since the broad overhang on both outside and inside perimeters drains directly on areas designed to receive rain water.

A variety of West Coast Lumber species were used for the building interior, with stains and clear finishes on natural wood paneling offering room-to-room variety while maintaining pleasing harmony throughout.

Whatever building shape excites your imagination, you'll find that versatile, practical West Coast Lumber offers you freedom to execute your ideas . . . with economy that will give your clients an extra bonus. Ask your nearby lumber dealer about the wide variety of sizes, grades and species of high-performance West Coast Lumber.

COAST DOUGLAS FIR
COAST HEMLOCK
ERN RED CEDAR
SPRUCE
E FIR

New . . . "Buildings for Business", full color, 12 page booklet full of design ideas.

Write for your free copy today . . . Dept. 333

WEST COAST LUMBERMEN'S ASSOCIATION

1410 S. W. MORRISON STREET, PORTLAND 5, OREGON

TELKEE FOR KEY CONTROL



Salt Lake City Air Terminal
Ashton, Evans & Brazier, Architect, Salt Lake City
Christiansen Brothers, Gen. Contractor, Salt Lake City
Ralph Andersen Co., Builders' Hardware Contractor, Salt Lake City



Bolsa-Grande High School, Garden Grove, California
James H. Van Dyke, Architect, Los Angeles
Noyes Roach Co., Gen. Contractor, Los Angeles
Montgomery Hardware Co., Builders' Hardware Contractor, Los Angeles



Pittsburgh Hilton, Pittsburgh
William B. Tabler, Architect, New York
Turner Construction Co., Gen. Contractor, Philadelphia
Hardware Engineers & Contractors, Builders' Hardware Contractor, Greensburg, Pa.

Qualitatively, the locksets specified for your projects may be of the highest order. *Functionally*, they are worthless without the keys that operate them. That's why Architectural Hardware Consultants recommend TELKEE Key Control on these and thousands of other projects of every type and size.

Don't close any job until you weigh the benefits of TELKEE Key Control against its small cost. Security during construction; simple, orderly turn-over at completion; convenient lock utility and protection for the life of the building . . . you specify these *tangible benefits* when your builders' hardware specifications include TELKEE Key Control. Specify TELKEE by name—there is no equal in quality or function.


See TELKEE Catalog 18e/Moo in Sweet's Architectural File, or write for 54 page TELKEE AIA Manual.



P.O. MOORE, INC.

GLEN RIDDLE 46, PENNSYLVANIA

For more information, turn to Reader Service card, circle No. 375



Regressed Lens Downlights with Designed Optics by Kliegl . . . the Great Name in Lighting!

Designed Optics . . . properly controlled general area illumination from a concealed lens downlight. Using a specially designed hidden lens support cone and a Fresnel Lens with black painted risers, Kliegl Regressed Lens Downlights give a soft illumination without side glare or surface brightness.

Kliegl Regressed Lens Downlights are optically designed to give excellent performance and easy maintenance. A special flush face plate design produces the distinctive "clean look" when installed.

Plan to use Kliegl Regressed Lens Downlights on your next project. For complete information, write for our Architectural Lighting Catalog.

lighting

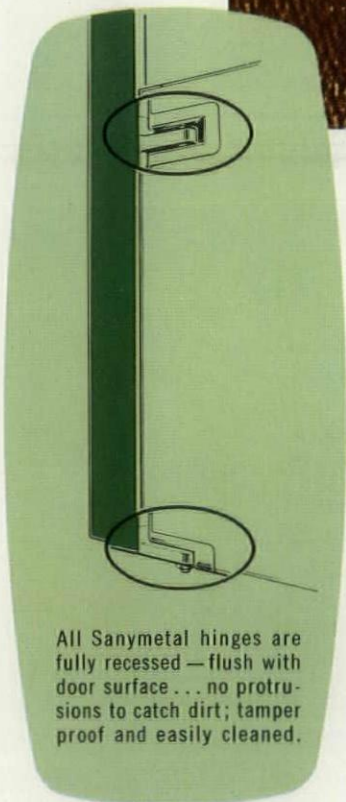

KLIEGL BROS.

UNIVERSAL ELECTRIC STAGE LIGHTING CO., INC.

321 W. 50th ST., NEW YORK 19, N. Y.

ORIGINATORS AND MANUFACTURERS OF KLIEGLIGHTS

One idea from the imaginative new, full-color brochure "Design Studies", showing recessed area for easy floor cleaning.



All Sanymetal hinges are fully recessed — flush with door surface . . . no protrusions to catch dirt; tamper proof and easily cleaned.

SANYMETAL PARTITIONS...

Easiest / to order
to install
to clean

Sanymetal's complete layout and engineering service saves you time and effort . . . simply specify room dimensions plus partition requirements and the expert Sanymetal staff works out all details.

In addition to the ease of specifying and ordering, Sanymetal's completely flush design . . . concealed latch and mechanism, factory installed integral hinge brackets and flush hinges mean far faster, easier installation and unsurpassed ease of maintenance.

It all adds up to lowest in-place cost and longest care-free life. Your Sanymetal representative has the full story or write direct.



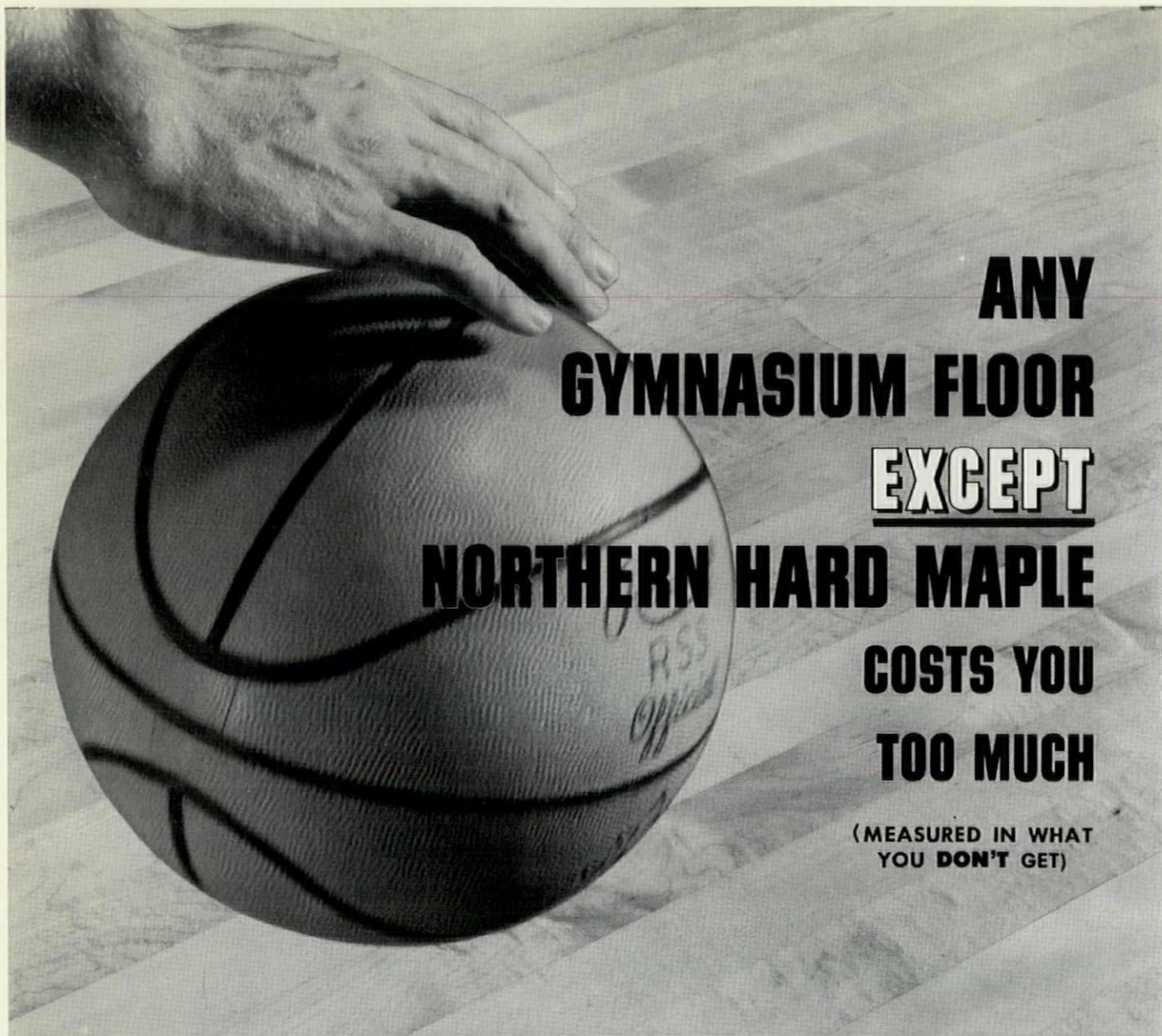
Nameplate identifies every compartment

"For information turn to reader service card Circle No. 302"

Sanymetal[®]
world's leading

producers of toilet partitions

1721 Urbana Road, Cleveland 12, Ohio



**ANY
GYMNASIUM FLOOR
EXCEPT
NORTHERN HARD MAPLE
COSTS YOU
TOO MUCH**

**(MEASURED IN WHAT
YOU DON'T GET)**

The facts of life about gymnasium floors are: any floor which CAN'T deliver everything a properly laid floor of Northern Hard Maple DOES deliver is inadequate.

Physical education authorities—coaches—in overwhelming majority, declare a good gymnasium floor must be smooth, non-chipping, non-splintering, non-abrasive, bright, tight, tough, with *true resilience* to fight off dents, scuffs and scars. Maintenance must be simple, quick, economical, effective. And *all* these values should endure for the life of the building.

That describes a well-laid floor of genuine Northern Hard Maple (*acer saccharum*).

Carrying the 65-year-old MFMA millmark, this superb flooring guarantees scrupulous wood selection, scientific drying, precision milling, rigid inspection and grading.

To insure the *final* essential, your own prudence must take over. Make sure your floor is laid by men who have honest pride in their skill and reputation.

Such craftsmen are not usually the very lowest bidders (nor yet the highest).

But the work they do, *and the floor you get*, is always a bargain.

In strip, block and patterned types, for nailing, clamping or laying in mastic.
WRITE for new list of finishing systems and products MFMA-endorsed.

NORTHERN HARD MAPLE

THE *finest* FLOOR THAT GROWS

MAPLE FLOORING MANUFACTURERS ASSOCIATION
Suite 583 • 35 East Wacker Drive • Chicago 1, Ill.

October 1961 **PROGRESSIVE ARCHITECTURE**®

THOMAS H. CREIGHTON, FAIA, EDITOR

JAN C. ROWAN, AIA, MANAGING EDITOR

BURTON H. HOLMES, AIA, TECHNICAL EDITOR

JAMES T. BURNS, JR., NEWS EDITOR

JOHN MORRIS DIXON, ASSOCIATE EDITOR

ASSISTANT EDITORS

C. RAY SMITH, GEORGE LUBASZ.

JEAN HATTON DUFFY, ELLEN PERRY

CONTRIBUTING EDITORS: FEATURES

ADA LOUISE HUXTABLE, ILSE MEISSNER REESE, AIA

CONTRIBUTING EDITORS: COLUMNS

NORMAN COPLAN, E. E. HALMOS, JR.

WILLIAM J. McGUINNESS, HAROLD J. ROSEN,

JUDGE BERNARD TOMSON

GRAPHICS

CAROL BOWEN, ART DIRECTOR

NICHOLAS LOSCALZO, ELMER A. BENNETT, DRAFTSMEN

PRODUCTION

JOSEPH M. SCANLON, PRODUCTION MANAGER

ANN DOUGLASS, EDITORIAL PRODUCTION

MARION FEIGL, PRODUCTION ASSISTANT

EDITORIAL ASSISTANTS

CAROLYN A. DEMOREST, JUNE WETHERELL FRAME,

ANITA RUBINSTEIN

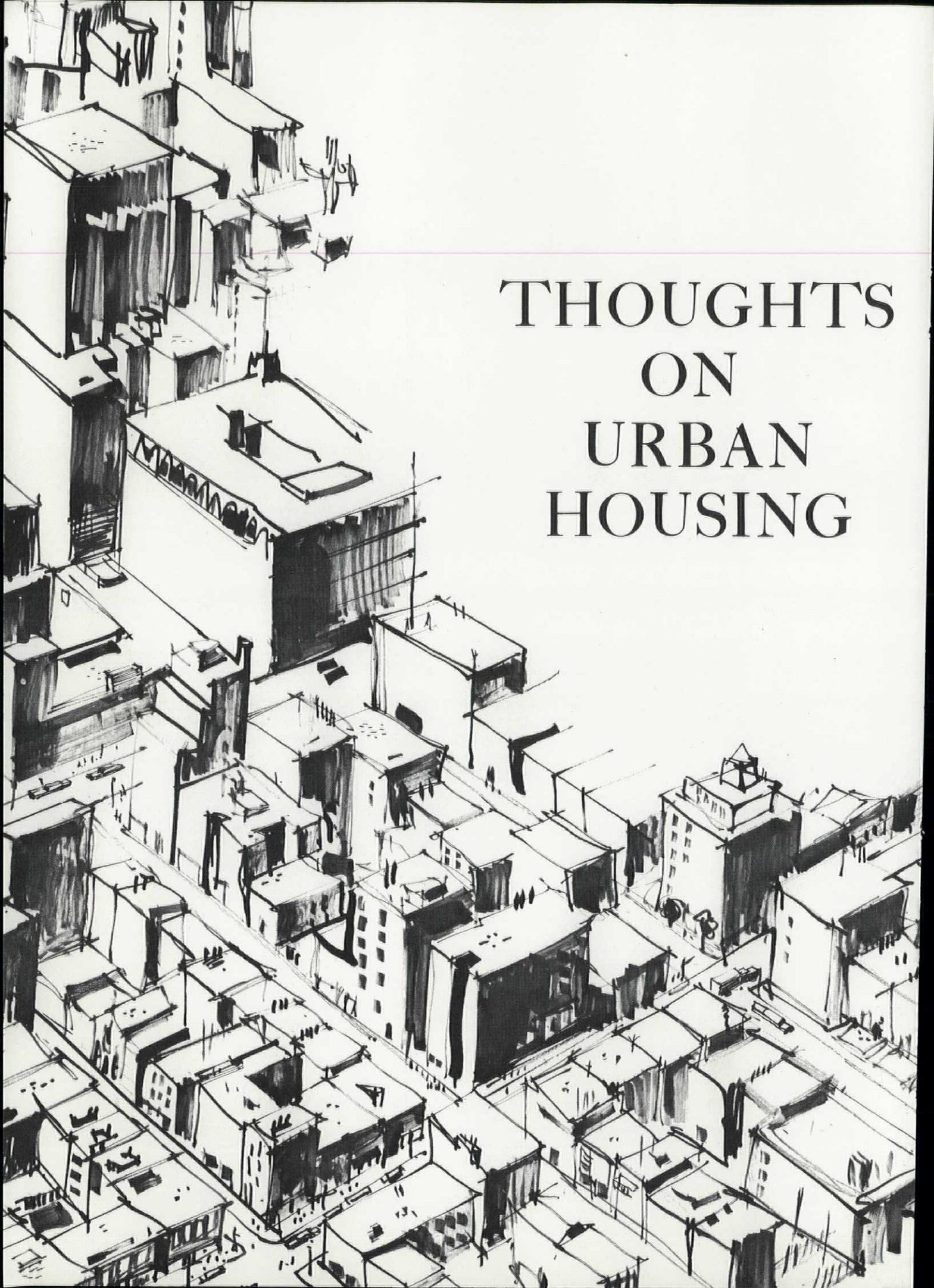
REINHOLD PUBLISHING CORPORATION

430 PARK AVENUE, NEW YORK 22, NEW YORK



EDITORIAL FEATURES

- Cover* REDEVELOPMENT OF QUEEN EMMA PLAZA IN HONOLULU:
DETAIL OF DRAWING (page 138)
- Frontispiece* NEVILLE HOUSE APARTMENTS, PITTSBURGH, PA. (page 158)
Photo: Jay-Bee Studios
- 116 THOUGHTS ON URBAN HOUSING
- 116 NON-ARCHITECTURE
- 120 SATISFYING HUMAN NEEDS: Includes projects by: Geddes-Brecher-Qualls-Cunningham; Kelly & Gruzen; and Leo A. Daly Company with Mayer, Whittlesey & Glass.
- 124 POSSIBILITIES FOR INDIVIDUAL CHOICE: Houses for Philadelphia by Wilhelm V. von Moltke and Mitchell-Giurgola Associates.
- 128 STORING THE AUTOMOBILE: Includes projects by Yamasaki, Stonorov and Gruen; Carl Koch; Geddes-Brecher-Qualls-Cunningham; Birkerts & Straub; Bertrand Goldberg Associates; M. Milton Glass and Whittlesey & Conklin; DeMars & Reay.
- 134 NEW BLUES AND NEW TRENDS: Includes projects by Ponti-Fornarolli-Rosselli and Nathan Shapira; Anshen & Allen; I. M. Pei & Associates; DeMars and Reay; Students at Columbia University's School of Architecture; Paul Rudolph; William L. Pereira & Associates.
- 148 DOMESTICATING GLASS WALLS: INTERIOR DESIGN DATA: Colonnade Park, Newark, New Jersey, Ludwig Mies van der Rohe, Architect; Kips Bay Plaza, New York City, I. M. Pei & Associates, Architects.
- 155 SELECTED DETAIL: Convectur and curtain wall detail at Colonnade Park.
- 156 THE SMALL OFFICE: PRACTICE OF ARCHITECTURE: Henry Klein, Mount Vernon, Washington; Saul Zaik, Portland, Oregon.
- 158 TOWER ON ARCHES: Neville House, Pittsburgh, Pennsylvania; Tasso Katselas, Architect; Gensert, Williams & Associates, Structural Engineers.
- 160 CONTINUOUS POWER FOR CIVIC CENTER by D. S. Baker and B. F. Winckowski
- 165 OVERCOMING THE LIGHTING THERMAL BARRIER by Murray L. Quin



THOUGHTS
ON
URBAN
HOUSING

Most architects would agree that, with few exceptions, the architecture of urban housing since the end of World War II has lacked imagination and offered no real solution to high-density urban living. On the following pages, *P/A* presents a five-part discussion on urban housing that consists of: an analysis of some of the factors responsible for this situation; examples of several attempts at better satisfying basic human needs; an example of the possibility of individual choice within a larger building envelope; a discussion of various methods of storing the automobile; and a description of what seems to be the emergence of new design approaches. Except for the last part, this presentation was prepared by *P/A*'s contributing editor, Ilse Meissner Reese.


NON-ARCHITECTURE

It has become increasingly obvious in recent years that the form of urban housing is almost totally the province and plaything of the real estate operator. The architect, whether a "captive" of the speculative builder or an outside consultant, is usually relegated to a technical role, such as calculating the maximum cubage permissible within the prescribed zoning regulations and building laws, preparing working drawings, and writing specifications. Within this predetermined and arbitrary envelope, he must dovetail as many apartments as possible, not forgetting a luxurious space on the street floor for a glittering lobby. The result is a building, but very seldom architecture. Such an approach is diametrically opposed to the training the architect has received in school, where he was taught that his first concern must be the relative welfare and comfort of the people who are to occupy the building. It is therefore no surprise that most creative architects have deserted the urban housing field in great numbers to go on to less frustrating and usually more lucrative fields. Fortunately, however, there are in the remaining group a number of responsible architects who have not as yet given up hope, and whose conscience and sense of civic responsibility impels them to continue despite great odds. "I am really quite at a loss," writes one of the architects of the latter group, a man of outstanding reputation, "to know whether my present frustrations are due to being a poor salesman, or a poor businessman, or a poor architect." Like many of his colleagues, he is hopeful that the interest of the Kennedy Administration in urban renewal will mean a change for the better. "I hope," he continues—and he is a man who has devoted

to urban renewal work many years of painful and painstaking endeavor—"that I live long enough, and have enough energy left to be useful."

That the present sad and disreputable state of affairs in multifamily housing is not basically the fault of the architectural profession is sufficiently evidenced by projects shown later in this issue, where many imaginative solutions to urban housing are demonstrated.

The blame for the present situation can be attributed to many causes, the most important of which is undoubtedly an expression of the workings of our national economy. To the extent to which the growth of cities and the development of urban housing are determined by the unlimited profit they yield to their investors, the cities and the majority of their inhabitants are the losers—in the present and, even more regrettably, in the future. Profit, in terms of today's economy, always means immediate profit, which explains the ubiquitous presence on the scene of the big-time real-estate operator and his alter ego, the "spec" builder. These individuals continue to pile up one financial "killing" after another by exploiting inequities in the Federal income tax structure, outmoded and self-defeating zoning and building regulations, and compliant architects whose venality has overwhelmed any scruples of social responsibility; they are helped, most significantly of all, by a public that accepts without question the destruction of the values inherent in urban living. Daniel M. Friedenberg, an articulate and knowledgeable real estate operator, put it this way in a recent article in *Harper's Magazine*: "When the public allows the quest for profit to dominate architectural values and the municipal



interest almost completely, as it has done, it is accepting a monetary perversion which seems beyond that of any known previous civilization."

President Kennedy's housing message early this year dramatized the national need for housing. Fourteen million Americans, he stated, are living in substandard or deteriorating houses. His subsequent appointment of William Larew Slayton as chief of urban renewal emphasized the Administration's concern with urban housing.

Let us hope that the architect will have more of a part in this program. The increasing turbulence and uncertainty of today's world makes it all the more imperative that the individual and his family have available the retreat of a quiet, private world, symbolized by their home. It is the architect, and not the real estate man, who is best equipped by training to shape this private world and the whole human environment.

However, before the architect can begin to apply his talent toward solutions based on values of human welfare and good design, he must circumvent so many non-architectural factors that his task becomes almost impossible. Factors such as the following have assumed an entirely undue importance in present-day urban housing:

Economic Factors. As has already been pointed out, of all the nonarchitectural considerations involved, the economic ones far outweigh any others. A building must, of course, be an economic success, and must yield a worthwhile profit; otherwise private enterprise must be written off as the main financial source of urban housing. But what constitutes a reasonable minimum return to the entrepreneur—15 per cent? 50 per cent? Must the backer, before he can be induced to build, be given fair assurance of recouping a multi-million dollar cash outlay in a few years' time? As Daniel Friedenberg noted, in the article previously referred to: "The cheaper the product, the higher the return. As costs of construction have been rising, builders have found formulas to substitute tinsel for quality, squeezing out every penny of profit they can."

The architect is seriously affected by this squeeze. It must be recognized that in the majority of cases his services are considered inconsequential, almost dispensable; thus his fee is kept to a minimum. One conscientious and professionally esteemed architect, after devoting three years to the design of an urban redevelop-

ment program, was thrown overboard when the builder considered a fee of \$50 per dwelling too high; his customary fee to architects was half that amount. At this fee, can we expect the best of the architect?

Controls by Lending and Financial Institutions. It is logical that the institutions which make their financial resources available should wish to have some say in the safety, appearance, and sales appeal of a building. FHA, as a Government loan insurance agency, has set specific, if not invariably pertinent, minimum standards to which architects must adhere. Unfortunately, these minimum standards have almost universally become the norm. For example, the width of a living room in an FHA-insured apartment house seldom exceeds 11 feet, the smallest allowable dimension. In New York State, the State Division of Housing has its own regulations. The conservatism of most banks and mortgage institutions is well known. A single architectural adviser on the staff of a bank can yield tremendous influence for or against good design. What is badly needed by the architect is a more effective method of convincing lenders and guarantors that more imaginative design pays.

Zoning Restrictions. Municipal restrictions on land use and building size are absolutely necessary to maintain physical, social, and economic order within a city. Only recently, New York's obsolescent zoning law was brought up-to-date, although the revised law was passed against formidable opposition. As in other instances, the maximum allowable zoning outlines have generally become the norm. New York's apartment houses reflect these restrictions very clearly in their contours. Zoning law experts are employed to determine the greatest possible bulk permissible for a building to be erected in a given zone on a given plot. The architect starts from there. Fettered by arbitrary building lines and setbacks, it is extremely difficult to develop any architectural order. For example, a modular system finds limited application when columns must be stepped back at odd intervals, and the orderly stacking of mechanical services becomes a major problem. Skidmore, Owings & Merrill's Manhattan House, designed soon after World War II, is a notable exception to the theory that New York City housing, in order to be financially successful, must exploit every square inch of allowable space. In the long run, *quality of living space*, not *bulk*, must become the criterion by which our urban housing is judged.

Zoning laws are only part of the answer.

Multiple Dwelling Laws. These laws are designed to insure the safety and health of those inhabiting multifamily housing. Like the zoning ordinances, the multiple dwelling laws govern size and bulk of buildings. Although, like all building laws, they are a body of well-intentioned restrictions, adherence to them does not necessarily result in good architecture.

Building Codes. "Building Codes," wrote Charles Abrams in 1946 in his book *The Future of Housing*, "are often either too detailed to be practical or too general to be enforceable. They call for needlessly expensive construction methods, vary illogically between one city and another, do not keep pace with change, limit architectural ingenuity, are frequently wasteful, too often are written to protect special interest groups." Our building codes of 1961 still fit this description, and indeed, in most cases, are still the same codes Abrams was discussing 15 years ago, even though great technical advances, comparable to the achievement of placing in orbit manned space vehicles, have been made in the meantime. Why should it still be next to impossible to effect a simple change in fire resistance specifications, when such a change would be for the better? An architect involved in the design of an urban project recently questioned the wisdom of a code allowing wood floors and wood interior partitions, but calling for two and three hour exterior walls. "The code seems to have been written to prevent the spread of fire," he suggested, "but it seems to me that in any forward-looking project, we should aim at stopping the fire at its source." Yet who is to carry on the lengthy, expensive, and intricate political and administrative negotiations to secure a change in the code? "I can't help feeling awfully discouraged," he continued, "that we are left to carry the ball with no backing and with tremendous pressure to give in to expediency, since every hour we fight against it comes right out of our own pocket."

Restrictive Labor Practices. Labor and contracting restrictions have long been a major hindrance toward achieving the most efficient and economical residential construction. Because of them, the architect has not been free to use the most suitable materials or construction methods. It was encouraging, however, to see a news item concerning progress in this area make headlines in a recent issue of

The New York Times: "Concessions in New Union Pact to Speed Housing in Pittsburgh. Crafts Permit Pre-fabrication and Other Labor-Saving Methods at a Project for Middle-Income Families." The pact gives the builder and his subcontractors the sole right to manage their respective businesses, including the right to decide the machines, tools and equipment to be used, as well as construction methods, assembly processes and the right to use factory-fabricated units. Unfortunately, there was no mention that it is the architect who will be the person to implement the realization of all the potential benefits of these concessions by the unions.

Transitory Fashion Trends. Both client and tenant share the blame here. Housing, especially luxury housing, has become a highly changeable market, not unlike women's fashions, and it is the exceptional architect who can afford to disregard the current pressure of fashions. One year may be the year of the sculptured and gilded lobby; the next may be the year of the built-in swimming pool. Such frills have little to do with genuine housing values. For the tenant and his family, the comfort, convenience, and security found within his own living unit should logically be of paramount importance. For the client, these factors will determine, in the long run, the lasting and long-range worth of his apartment house.

After this attempt to determine and analyze the most prominent of the "outside" factors which influence the design of urban housing, it might be useful to quote some of the leading architects in this field. Their observations may suggest directions toward solutions of some of the problems discussed earlier.

That there is perhaps no real answer to high-density housing—particularly high-rise housing for low-income groups—is a possibility suggested by Henry Shimamoto of Kelly & Gruzen, an architect concerned with the design of such buildings in the New York City area. Too many obstacles exist, not only those imposed by authorities and economics, but also by the tenants who are to use the facilities. In public housing, for example, there is little regard for someone else's property and the attitude often is: the city owes me a decent living accommodation. *The trend toward tenant co-operatives, therefore, is a healthy one.* In New York, several state-aided public housing developments have been converted into nonprofit tenant co-operatives and the change-over has brought

about definite improvements, which were inspired by the tenant's new sense of ownership and responsibility. In this case the co-operative owners assume the entire development costs—10 per cent in the form of down-payments, the balance to be amortized over 50 years. Mortgage loans are made by the city through the Housing and Redevelopment Board.

Another great stumbling block in urban housing seems to be the lack of co-ordination between architect, entrepreneur, and Government agency. Samuel Paul, of Paul & Jarmul, architects of many apartment houses throughout the New York area, feels this is basically an "understanding" gap. Closer co-operation and a more unified approach can be achieved, he suggests, *if all concerned will communicate with each other in an effort to work out possible solutions.* Initial steps in this direction have already been taken in New York, in the formation of the Metropolitan Multi-Dwelling FHA Committee headed by attorney Mitchel Siegel, and the Committee on Fees for Mitchell Lama Middle Income Housing under the leadership of architect Frederick G. Frost, Jr.

On the other hand, one Government official concerned with urban housing, an architect by training, has no use for such round-table discussions. He believes that very little is ever resolved and that the "working" architect, who has the ideas but seldom the facilities to express them, is rarely invited to these meetings. He favors *a department of urbanism, composed of designers, theoreticians, and persons with construction know-how,* which would develop its own ideas and then direct the work of individual architects and entrepreneurs. Such a group, he believes, could also develop recommended standards, rather than a rigid code. To the question of whether or not it would be helpful to have a universal Federal code, he answers that there is no need for such a code, but that an appropriate and flexible regional code, such as one proposed recently for New York State, would serve a very real purpose.

Carl Koch, one of the pioneers in the residential field, found the difficulty of changing existing municipal building codes one of the obvious "outside" factors which hamper the architect in the design of multifamily housing. FHA he places second. Restrictive labor practices seem to be third. "To ease the path toward well-designed, livable residential quarters," he says, "I can think of no better way than

to provide some real demonstration neighborhoods. No doubt a Federal, unified building code could be very helpful. More helpful, though, than anything should be *the opportunity to do something with the help of our really powerful building interests,* which have the most to gain if we do a good job, and plenty to lose if we continue to slide downhill."

Oskar Stonorov, another pioneer in this field, suggests that *public housing be the pace-setter,* because private enterprise will not customarily take the initiative in providing opportunity for untried architectural ideas.

A return to human considerations is advocated by Victor Gruen, who feels that entirely too much emphasis is placed on technical considerations. Money spent on mechanical equipment, he maintains, must be offset by smaller living spaces and cheaper construction, to the detriment of the average project as a whole.

In summing up the role of the architect in housing, Julian Whittlesey, of Whittlesey & Conklin, writes: "The difficulties of the architect engaged in commercial housing, or, for that matter, in public housing, transcend those of the architect concerned with any other type of building if only because the product of his work is the final product of the venture. He is thus working directly between the grinding stones of commerce rather than being once removed, as is the case with the factory, school, office, or store building. Here the venture does not hinge solely upon the building which is the architect's product, but rather upon the success made within it, be this a cake of soap, or an education, or some other enterprise. If housing finance were based not upon reproduction cost of the house, but upon the likelihood of success of what is to be produced in the building—call this individual or family happiness or what you will—the architect, not to mention the housing merchant, would face quite a different and better situation. If, to accomplish this, he had in addition something better than our most inept industry to help him, the picture would be even brighter. Meantime, *there is plenty of room for the architect in the housing field, though few may find room in it for the practice of architecture, except, as matters presently stand, on behalf of those merchants who are genuinely concerned with purveying something more than a building, and who are willing to take a risk on a value on which they cannot borrow or secure insurance.*"

SATISFYING HUMAN NEEDS

When we observe the present crop of urban residential construction, it is not surprising to find that many critics question the ability of the architect to provide a salutary living environment. In his address to the American Institute of Architects in Philadelphia, Lewis Mumford, one of the most outspoken critics, made this comment: "If architects don't know how to keep our cities together, they ought to give up the practice of architecture." All the sterile and bureaucratic images of the city of the future, which many of the greatest architects of our time have put forward, must be erased, he said, if the city is to be preserved as a center of culture. "Think on the human scale," he advocated, "... the culture will come by itself."

Whether the fault lies in the teachings of some of the masters of modern architecture, as Mumford implies, or with the "nonarchitectural factors" outlined previously, there are strong indications that a new awakening to human considerations is in progress. The following examples, some of them competition designs, others already under construction, should prove, in answer to the critics, that, given a chance, architects will succeed in shaping a livable environment. In all of these examples, the requirements of the human being—his need for sunlight, air, and nature, and his need for privacy as well as sociability—have been given first consideration.

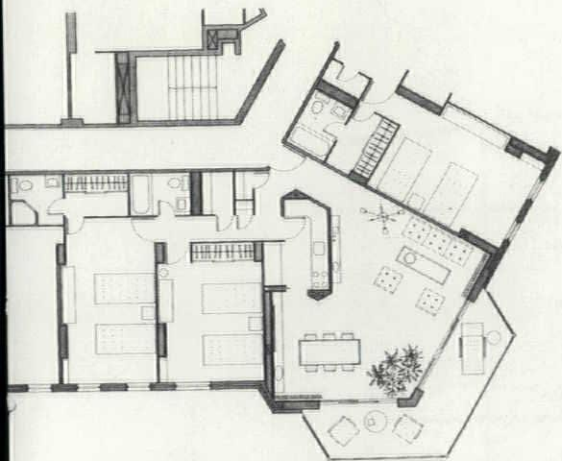
A proposal by Geddes-Brecher-Qualls-Cunningham (*next page*) for an apartment house on the edge of Philadelphia's Fairmount Park is particularly successful in answering these desiderata. The tie with sun, fresh air, and nature has been achieved by loosening the fabric of the building, by letting arms of the structure "finger into the surrounding trees," by the design of a fan-shaped living-dining room from whose balcony "views of 180 degrees may be enjoyed." Privacy as well as sociability have been architecturally expressed by juxtaposing the free and expansive living area with the more confined and well-isolated bedrooms.

A similarly propitious location, in this case an area of 35 acres along the Hudson River with singular views of the Manhattan skyline and the George Washington Bridge, prompted the architects of Horizon


House, Kelly & Gruzen (*page 123*), to orient as many living rooms as possible toward this view. At the same time, use of the double-loaded "skip" corridor system made it possible to give at least half of the apartments through-floors with views of the mountains on the opposite side, and the coincident advantages of cross-ventilation. In effect, these through-floor apartments, with their clear separation of living and sleeping spaces, private and social areas, are not unlike the one-family residence. The privacy of the individual residence is further defined by 8-in. reinforced-concrete bearing walls on a 24 ft module, the width of the residence, and 8-in. concrete floor slabs. A total of seven buildings, each providing 180 apartments, are to be constructed. Two are presently under way.

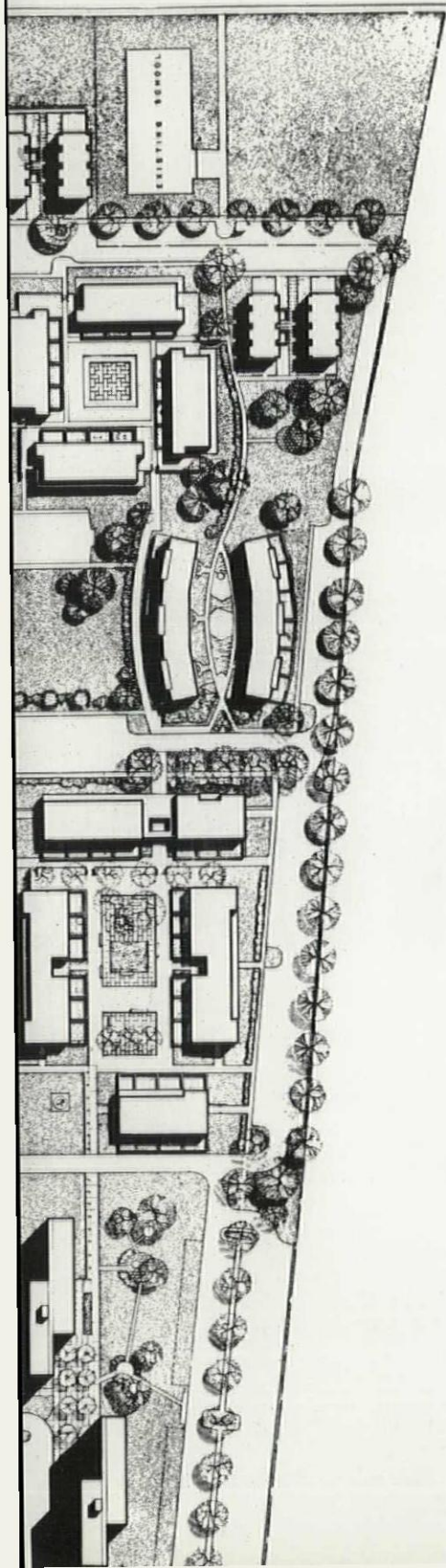
Another multilevel solution, though low-rise, is the basis of the design for a portion of the Mill Creek Redevelopment project for St. Louis (*page 122*) for which Leo A. Daly Company are the architects, and Mayer, Whittlesey & Glass the consulting architects and planners. "The maisonette plan," according to Whittlesey, "arose from a density requirement born of land economics which required something more than two-story housing, and from the provisions of an outworn local building code which ruled out any conventional three-story solutions, other than ubiquitous varieties of which we wanted no part." The five-level plan that was developed answered not only the demands of density, but offered also through-ventilation for most units, balconies, or garden terraces for all, and a generous ratio of efficiencies and low bedroom-count units, as required. All of the units are accessible from an interior fireproof corridor (for economy, other parts of the building had to be of nonfireproof wood construction). Families on the ground floor, says Whittlesey, "enjoy the advantages of direct outside approach via the atrium side gardens while at the same time having the amenity of an apartment type access with mail box vestibule, and heated public corridor, useful to service as well as guests, or others who wish to avoid the uncovered outside approach." The maisonette blocks are to be grouped around a raised atrium court onto which all of the living rooms, except the efficiency unit ones, will face.



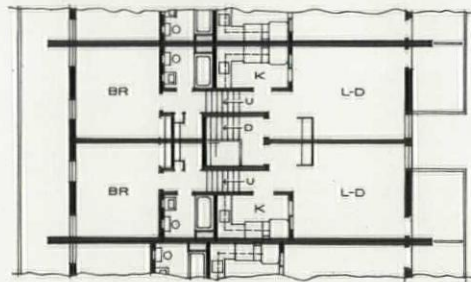


Recognition of the freer function of the living area, as contrasted with the fixed-furniture needs of the bedrooms, leads to a loosening of the fabric of this building, and provides opportunities for sociability as well as privacy. Geddes-Brecher-Qualls-Cunningham, Architects.

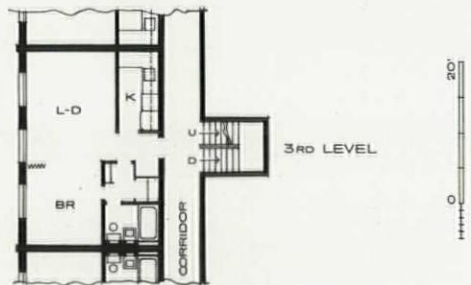




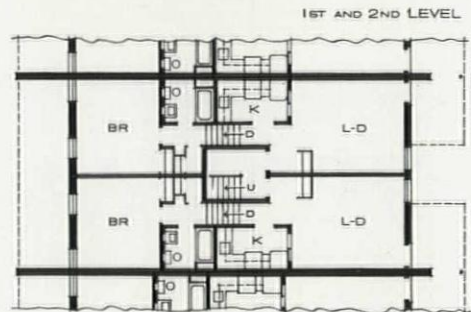
SECTION



4TH AND 5TH LEVEL

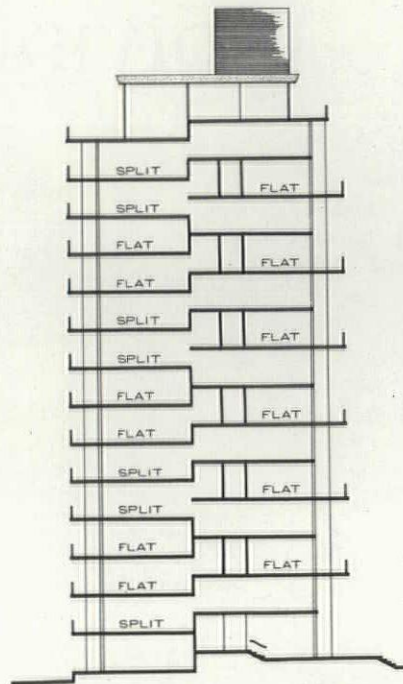


3RD LEVEL

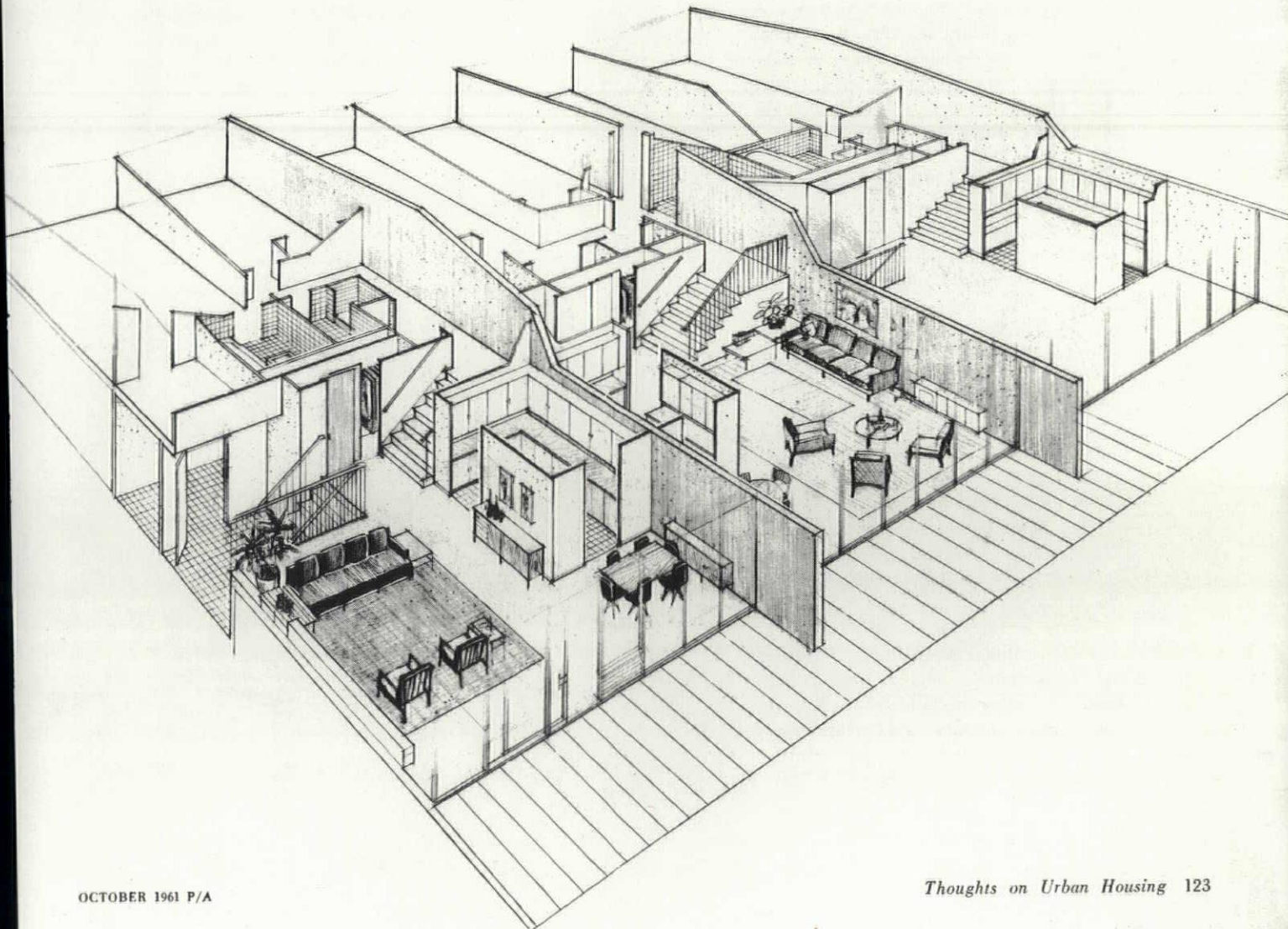


1ST AND 2ND LEVEL

This five-level plan solves not only specific demands of density and room distribution, but provides through-ventilation for most units, private open-air spaces for all, and pleasant public spaces. Leo A. Daly Company, Architects; Mayer, Whittlesey & Glass, Consulting Architects and Planners.



Shifting of floor levels and the use of the double-loaded, skip-corridor system made it possible to orient almost all living rooms toward the river view, and to achieve the effect of residence-like, through-floor apartments for most units. Kelly & Gruzen, Architects.



POSSIBILITIES FOR INDIVIDUAL CHOICE

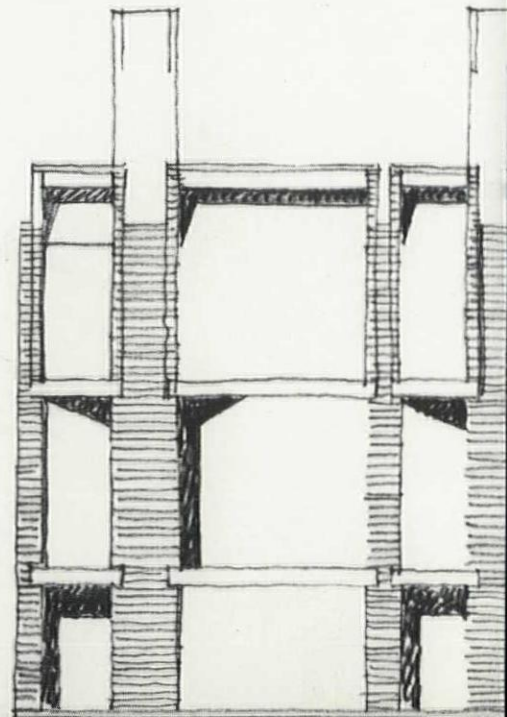

The aspects of culture which make a city livable, said Mumford in his Philadelphia address, cannot be effectively pursued where personal individuality and choice are absent. Today's buildings, he suggested, should invite a warm, human response, avoiding designs based on standardization and mechanical repetition.

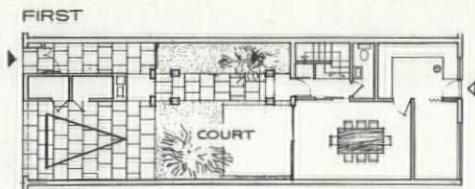
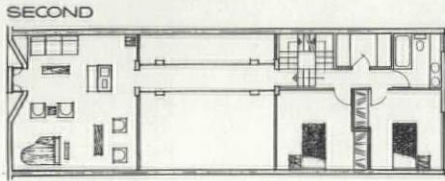
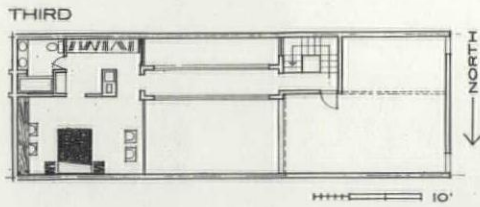
On the other hand, there is no question that some standardization is necessary today in order to meet the great and unfulfilled demands of low- and middle-income housing.

Though designed for upper-middle income groups, the schemes for a series of houses for Philadelphia by Wilhelm V. von Moltke and Mitchell-Giurgola Associates (*acrosspage* and *pages 126, 127*) do suggest a way of resolving the problem architecturally. The existing neighborhood, the typical city building lot, uniform height requirements, and the use of standardized building components determined the building discipline. Yet within these limitations, the architects have demonstrated that many variations are possible. Some of the units are designed for single occupancy, others for combined professional and living use, and still others offer owner occupancy with an additional rental unit. In contrast to the traditional house, which opens onto street and rear walkway, the new houses will focus inward onto a central court, thus offering a much greater degree of privacy, quiet, and spaciousness than is possible in the traditional house. The court also serves to define and separate the social areas from the more private spaces.

In the earlier schemes (A, B and C) the connecting link between the two parts of the house is placed to the side of the court, while in the final scheme the connection actually bridges the courtyard. This ultimate solution was found to be more economical and adhered more closely to the building code.

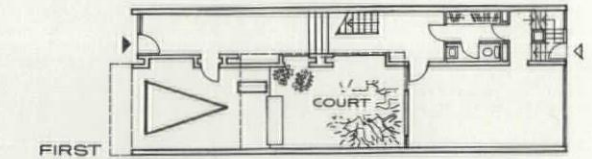
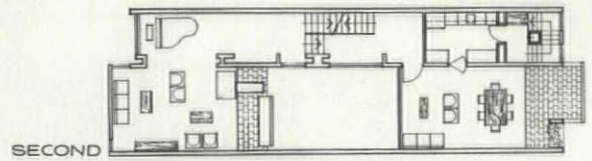
That a certain degree of standardization is desirable is made sharply apparent by Philadelphia's older residential sections. This reinterpretation of the historic houses illustrates that architectural ingenuity can provide individual choice within a larger building discipline.



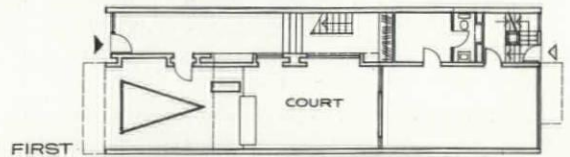
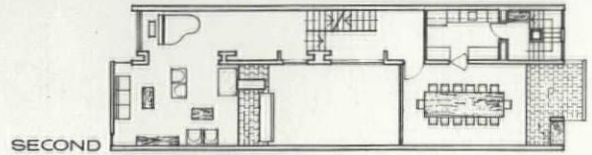


final scheme

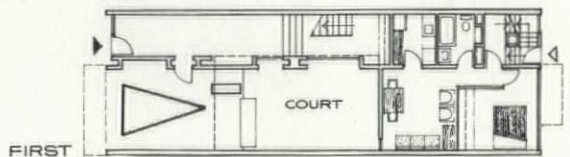
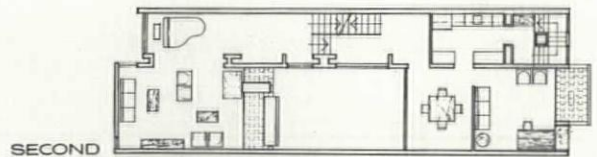
Despite standardization of building parts, and rigidity of building width and height, numerous interior arrangements are possible, as suggested in schemes A, B and C (right). In the final scheme (shown in plan above), an enclosed passage bridges the courtyard to connect the two parts of the house. Wilhelm V. von Moltke and Mitchell-Giurgola Associates.




scheme A





scheme B



scheme C







The central court lends interiors of Philadelphia houses a sense of spaciousness and individuality.

STORING THE AUTOMOBILE

Where and how should the automobile be stored within the residential neighborhood? Three almost classic solutions that have been proposed within the last several years are shown here. So simple and effective are these means that one wonders why they have never found application. In all three cases, available surface area permitted a horizontal separation of cars and housing.

In 1955, Yamasaki, Stonorov and Gruen developed the town house cluster (*acrosspage bottom*) in connection with a redevelopment proposal for downtown Detroit. The town houses were arranged around a central pedestrian court, while a forecourt served as automobile storage. Automobiles and living units were separated very simply, yet within close proximity of each other.

Carl Koch's scheme (*below*), designed in 1957 for a redevelopment area in Buffalo, was a similar approach with short rows of houses placed perpendicular to the street. Cars are again within easy reach, yet kept out of sight in off-street parking spaces. This scheme, however, was at variance with FHA requirements and could not be realized.

The Eastwick plan for Philadelphia, by Geddes-Brecher-Qualls-Cunningham (*acrosspage top*), gave recognition for the first time to the importance of the car in the form of an automobile court on the service side of the house. The turning radius of the car determined the dimensions of the court. Garages were provided within the houses as well as parking spaces within the court. It was the intention of the architects to emphasize "activity" on one side of the house by collecting all service facilities and traffic in the

"activity court" while insuring privacy and quiet on the opposite side of the house.

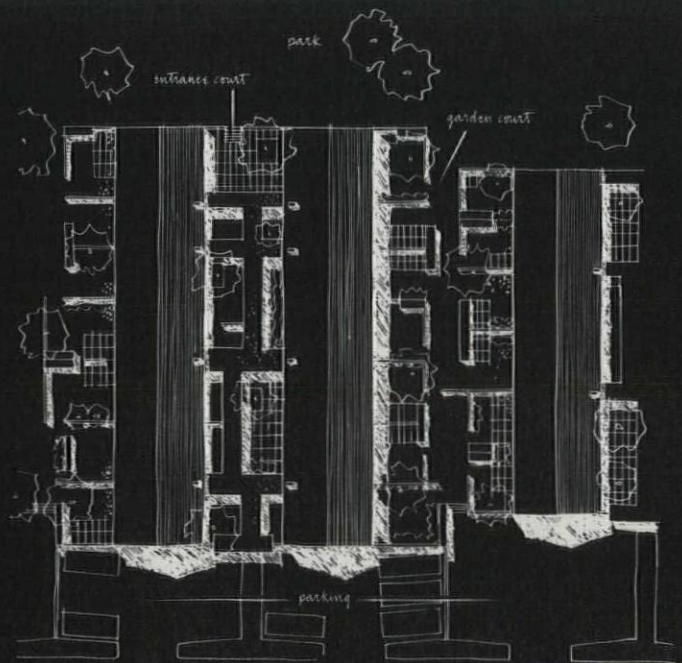
A provocative scheme by Birkerts & Straub (*pages 130 and 131*) for a section of the Gratiot Redevelopment area in Detroit proposed complete underground parking for high-rise buildings as well as town houses. The surface level was to be developed into "a pattern of 'streets and plazas' in which genuine pedestrian traffic would be generated by 1600 inhabitants and the people servicing them." Town houses were to be reached from the underground parking areas via stair towers and the surface-level, pedestrian streets. The houses were entered from the street side; on the opposite side they opened onto private patios and landscaped green areas. In a later revised scheme, the disposition of the building masses is generally the same, though some underground parking has been converted to surface parking. The demand for more surface parking has been thoughtfully met by depressing the level of the open parking areas.

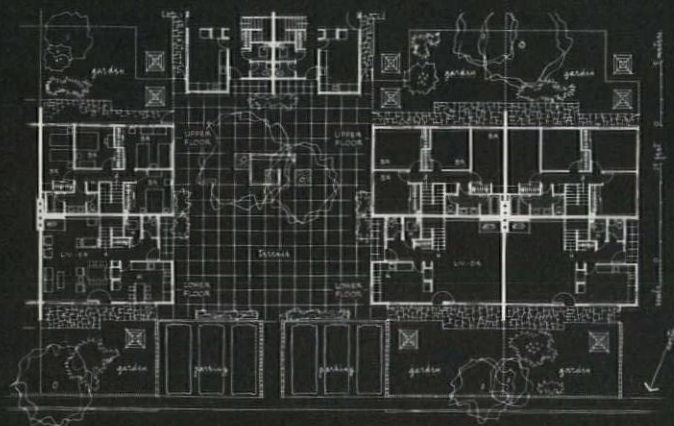
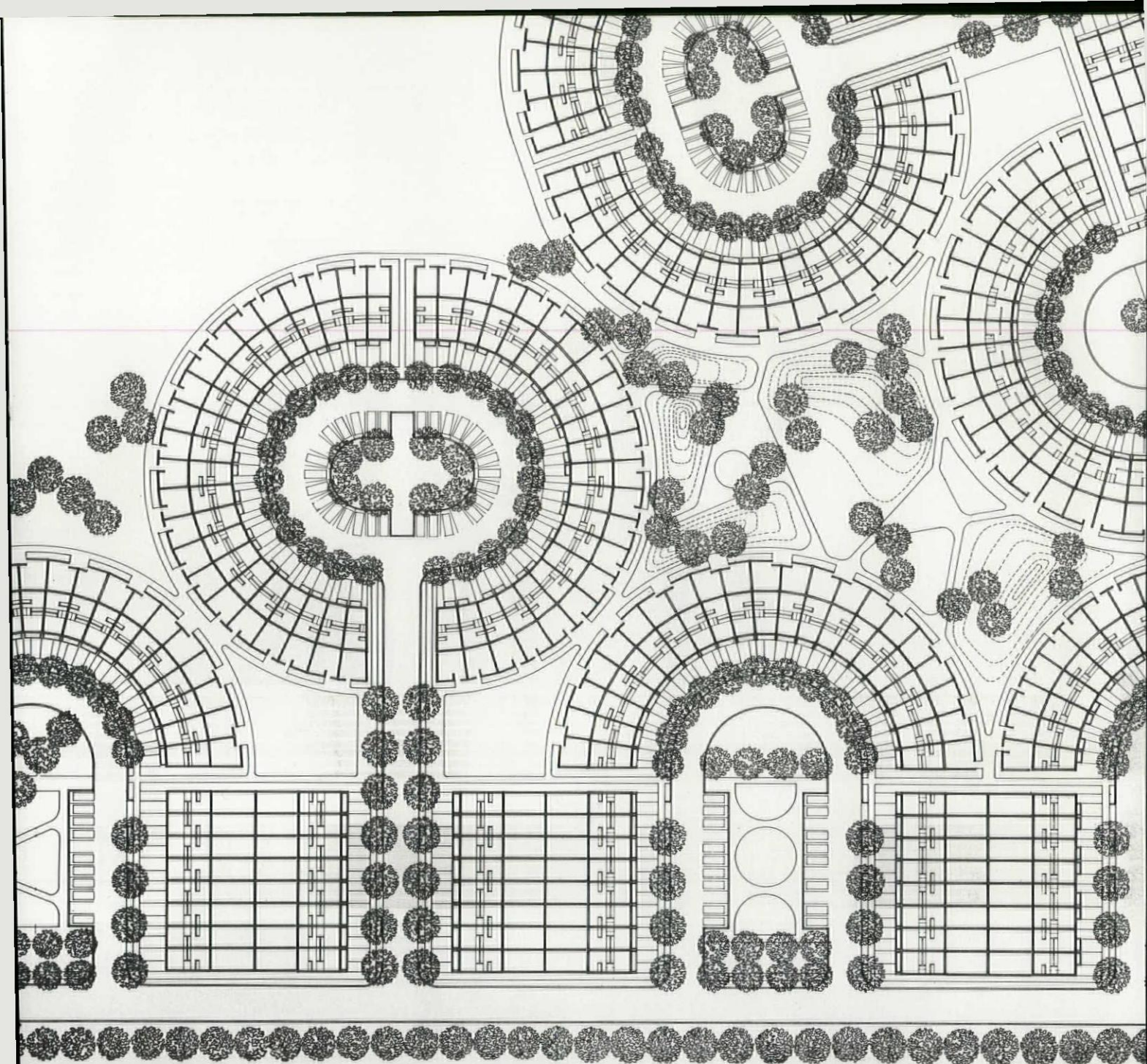
The problem of storing the automobile becomes increasingly difficult, of course, as buildings rise higher. Vertical stacking appears to be the only solution. A rather unique example of vertical stacking is scheduled for completion in 1962 in Chicago. Two circular towers, designed by Bertrand Goldberg Associates (*page 132*), have a ratio of 20 floors of parking to 40 floors of apartments. The circular plan lends itself admirably to the manipulating and storing of automobiles along a continuous ramp, and the circle proves also to be a practical plan form for apartments and their services.

Cadman Plaza, a plan for a downtown Brooklyn area by Architects M. Milton Glass and Whittlesey & Conklin (*page 133 top*) is another instance of integrated planning for pedestrians and cars. "The design of the Cadman Plaza Co-operative," according to the architects, "involves a new concept of urban residential construction, combining town houses and high-rise apartments in one structure." Of particular interest is the broad two-level base which serves four functions: (1) it provides space for covered parking in its interior; (2) it permits the erection of rows of two-story town houses with private front yards at the street side; (3) its roof offers small, private terraces for another layer of town houses in the base of the high-rise; (4) its roof provides a continuous terrace level for public recreation purposes and pedestrian walks, free of vehicular traffic, interconnecting the various high-rise towers.

Another interesting and workable stacking solution, in this instance in the form of a man-made "hill," has been proposed by DeMars & Reay (*page 133 bottom*) in connection with the Santa Monica Redevelopment competition. The design of the "hills" was based on three practical factors: (1) the required population density for the area; (2) the necessary car storage capacity; (3) the inherent economy of placing all structures above ground. The sides of the garage structures are devoted to terraced apartment units as well as individual houses. Garage space on the interior side of the hill is directly accessible from each terrace apartment. Parking for tower residents is provided near elevators which connect directly with the high-rise floors.

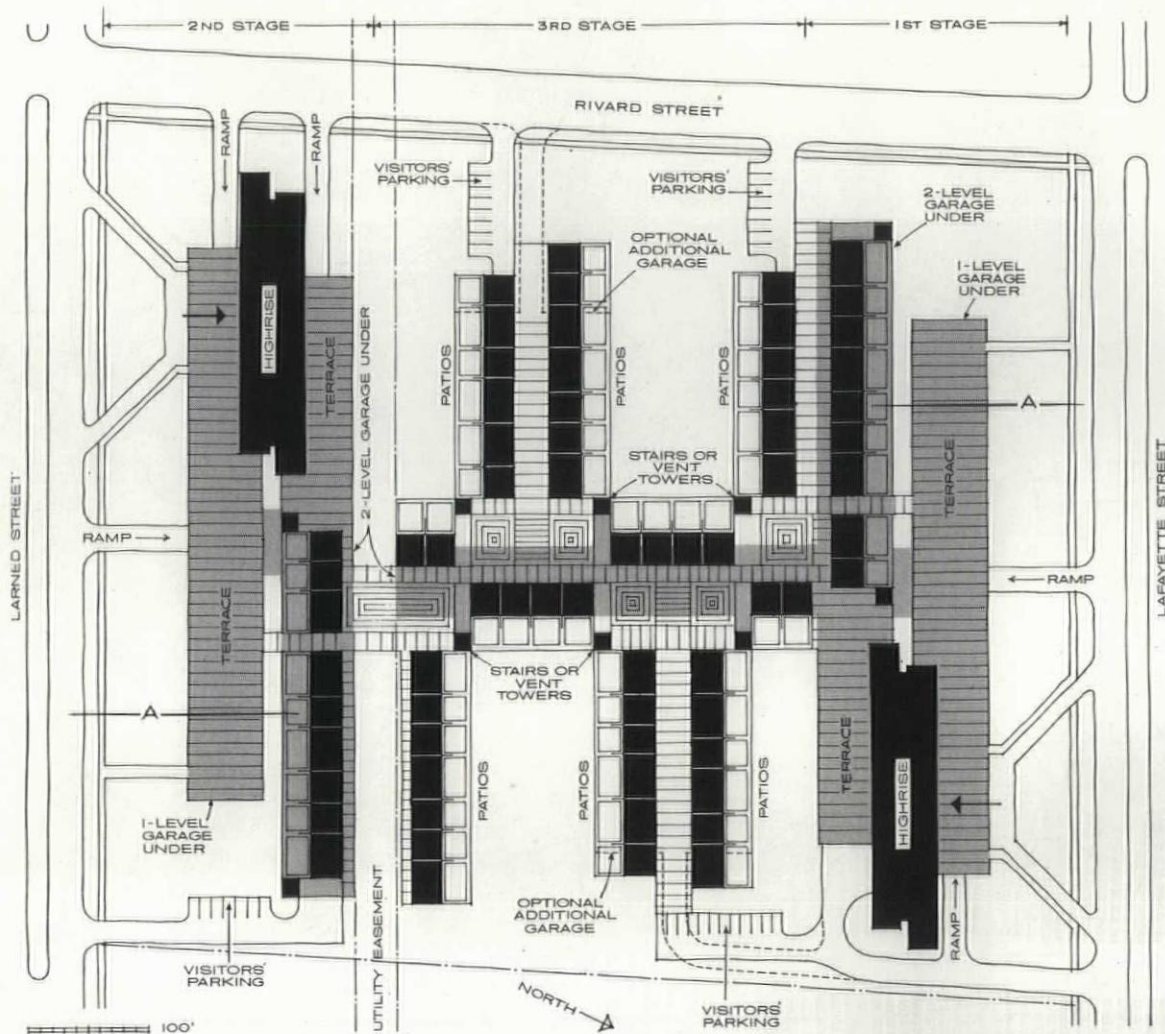
In the Buffalo scheme (right) rows of houses are placed perpendicularly to the thoroughfare to diminish traffic nuisances; parking strip serves as a further buffer between street and living quarters. Carl Koch & Associates, Inc., Architects.





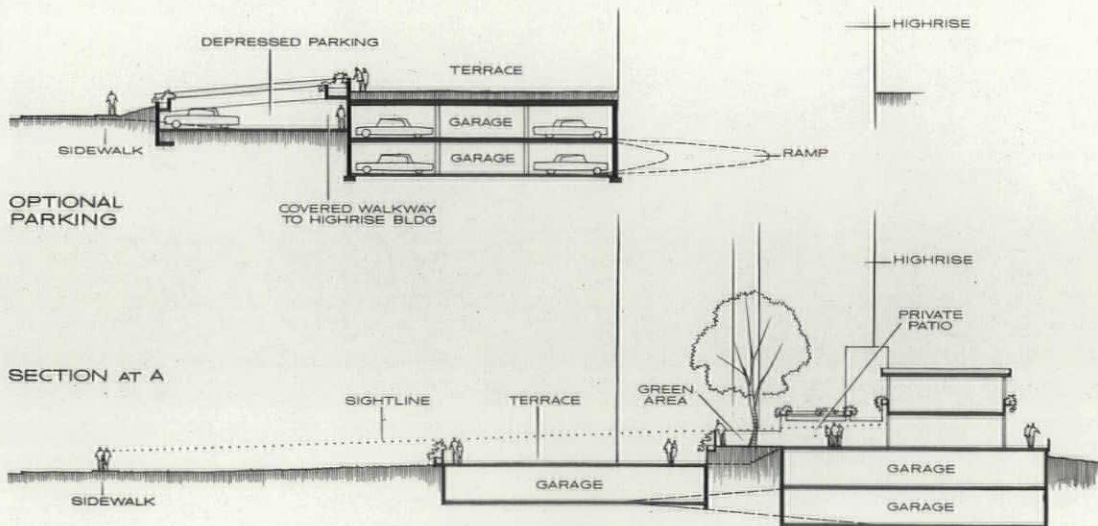

Vehicles in this Eastwick scheme for Philadelphia (above) are restricted to "activity courts" which follow the easy turning radius of a car. Garage space is available within the houses; visitors' parking is provided at center islands. Geddes-Brecher-Qualls-Cunningham, Architects.

In the Detroit scheme (left) houses cluster around a pedestrian court, shielded from the street by off-street parking spaces. Yamasaki, Stonorov and Gruen, Associated Architects.



This proposal for Detroit advocates complete isolation of the automobile by providing underground streets and parking spaces for high-rise buildings as well as town houses. The two high-rise structures are accessible from the parking garage by means of elevators. Town houses are entered from the pedestrian streets and plazas, which, in turn, are connected to the underground parking garages by stair towers. A small proportion of visitor parking is provided at surface level. To accommodate FHA requirements for a larger proportion of surface parking spaces, the architects have suggested depressed parking in some areas. Birkerts & Straub, Architects.

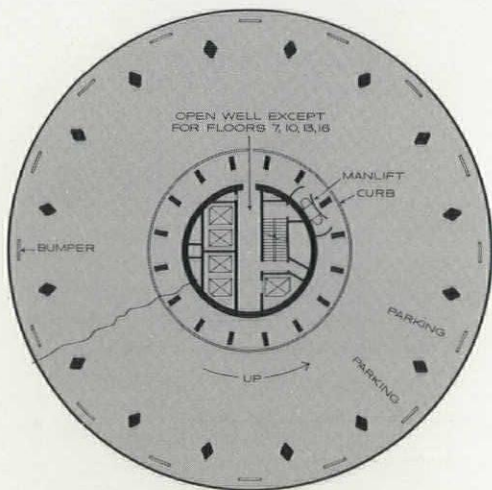




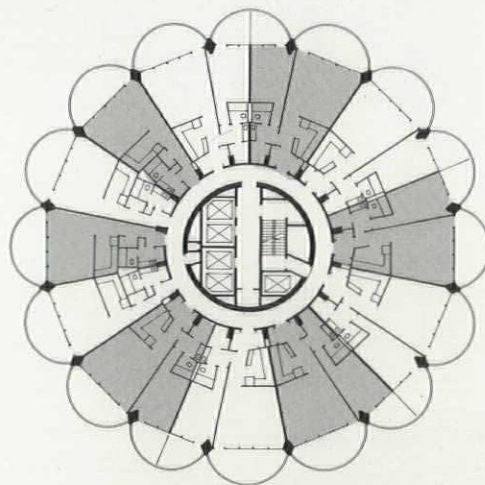
Section through underground parking, as originally proposed for first building phase (top); section as revised to accommodate FHA requirements (bottom).




Vertical separation of automobiles and living quarters is effected by devoting bottom 20 floors to parking (typical plan, below left), the upper 40 floors to apartments (typical plan, below right). Circular plan and uniform structural module are suitable for both parking and housing requirements. Bertrand Goldberg Associates, Architects.



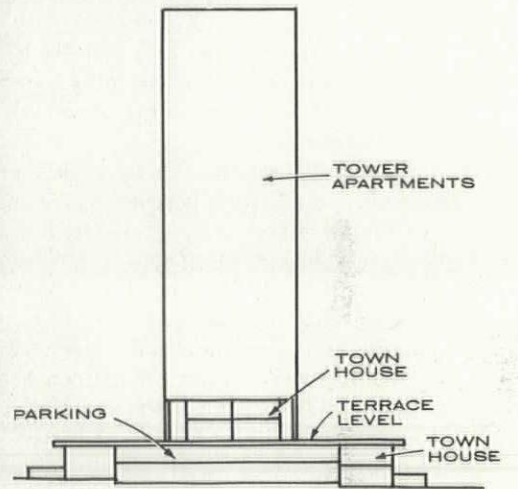
TYPICAL RAMP LEVEL




TYPICAL FLOOR 21 THRU 52



Car storage is provided in broad two-story base for high-rise buildings and for two layers of town houses, one at street level, the other at terrace level (section, below). Garage roofs of several high-rise blocks are interconnected to provide elevated pedestrian walkways and traffic-free recreation spaces. M. Milton Glass and Whittlesey & Conklin, Architects.



Interior of man-made mountain contains parking spaces for high-rise building, terrace apartments, and maisonettes. Car storage is directly adjacent to terraced units; parking spaces for high-rise building are at center near elevators to high floors. DeMars & Reay, Architects.



NEW BLUES AND NEW TRENDS

BY JAN C. ROWAN

In this last part of the discussion on urban housing, P/A's Managing Editor traces the changes in design approach.

In a recent report reviewing the first ten years of the famous English "New Towns," the British Ministry of Housing concluded: "People moving to a New Town from a congested area have missed the friendliness of city life, the intimacy of living at close quarters with neighbors and relatives, the convenience of the shop, public house, cinema, or dance hall a few steps around the corner. The malady known as 'New Town blues' undoubtedly exists . . . The New Towns of the future may well find it important to aim at a more truly urban design than would generally have been thought acceptable in the immediate postwar years."

The "New Town blues" is by no means an exclusively British phenomenon. The vast volume of new housing to be built in the U.S.A. makes it imperative that we pause to think about what went wrong with the modern urban theory.

In the days when the means of ground locomotion were either pedestrian or horse-drawn, the urban pattern was rigidly fixed. Broadly speaking, cities were composed of a system of streets lined by sidewalks, which, in turn, were lined by rows of buildings. Density was self-limited by the walk-up height. Commerce and industry consisted of small, family-owned enterprises. Streets, backyards or courts, and squares, piazzas, and similar public areas provided meeting and breathing spaces. Some of these areas were quiet and restful; others, not far distant, were noisy and stimulating. When one moved through a city, there was a constant change of tempo. The result was an urban atmosphere distinctly different from a rural atmosphere. Such variety and vitality of visual, mental, and emotional experiences attracted many people. It is to the city that creative men gravitated, and it is there that civilizations grew.

With the advent of steam power and the subsequent Industrial Revolution, disruption of this pattern began. Industrial production took the form of large, noisy, and evil-smelling complexes manned by anonymous proletarian masses, and commerce started concentrating into ever-growing impersonal establishments. Inventions in building construction and in vertical transportation changed the city's physical scale, and with the advent of new methods

of horizontal transportation the urban sprawl began. As a result, a typical metropolitan area became a vast, monotonous, overscaled, uninspiring conglomerate of residences intermixed with industrial and commercial complexes.

Within such a cancerous growth, most of the advantages of an urban environment were lost and the stage for what one could call the first reaction was set. Fast horizontal transportation, besides promoting urban spread, also made it possible for people to live outside the city. Therefore, at the turn of the century, the residential garden city concept was born and an exodus into the pseudorural suburbia began.

In the 1920's, further structural advances, the automobile, and the prevailing social and aesthetic theories prompted the second reaction. In an age of interest in cubism, constructivism, machine-romanticism, and social regimentation, it was inevitable that many architects would consider the cottagy garden city antonymous to all their visions of a new and different civilization. That is when the concept of a city composed of tall towers and slabs set in a vast parkland was born. In *Space, Time and Architecture*, that bible of modern architecture now one generation old, Sigfried Giedion wrote that "in order to achieve in densely populated districts the placement of living quarters amidst greenery, which is imperative, there must be concentration in groups of high buildings which will stand in parks or, at any rate, in open spaces. Only in such a way can the necessary distance between buildings be secured. Giedion also noted that "these slender buildings encountered great opposition. The reason is that their form, being based on purely functional calculations, is an expression coincident with the new space conception of today. . . . Standing like rectangles on end, without the spread and heavy volume of the usual building, they appear all too immaterial to those whose feeling is only for the sprawling solid mass. They have been met by an emotional resistance which has been responsible for their slow acceptance."

Today, twenty years after these words were written, the acceptance is no longer slow. On the contrary, the old revolutionaries, as well as a whole new generation of architects brought up on CIAM ideology, have been influential enough to swing town planning concepts entirely to this point of view. All over the world cities are

being built or rebuilt according to the original CIAM precepts. This is unfortunate, because the "emotional resistance" Giedion mentions was well grounded.

There is no reason why buildings must be "rectangles on end." The argument that their form is "based on purely functional calculation" is classic double talk, as is reference to "the new space conception." Just because Mondrian decided to paint a few black stripes at right angles to each other on a piece of canvas, this does not mean that the way we shall live has been permanently decided. Oversized boxes scattered among stretches of grass and trees undoubtedly make for a most healthy environment; but they also create an environment that is antiurban and boring to the extreme. It is basically a rural environment translated into a different scale—a sort of high-rise suburbia with a cultural and emotional climate not much different from one existing in a typical low-rise development.

In the many instances where urban developments planned along these lines have already been built, the inadequacy of this solution is quite evident. To live pigeon-holed within a "rectangle standing on end" from which there is nowhere to go except into a car and onto a highway, or for a walk along a continuous stretch of grass, is not urban living at all. An urban environment is made up not of buildings, but of spaces within buildings and between buildings, of life on both sides of the wall, so to speak. In an urban environment one should be able to lead, on both sides of the wall, a life that has a complete gamut of experiences—a life that is pleasant as well as interesting, reposeful as well as exciting. Modern urbanism, reacting to the squalor of the typical 19th-Century cityscape, eliminated the traditional street pattern without offering a satisfactory substitute, and in doing so, it eliminated the interest and excitement from city life; it managed to create a grassy, well-lit, wind-swept, kindergartinish utopia in which real adults feel lost. This has precipitated what seems to be the beginning of a third reaction. The purpose of this final part of the discussion on urban housing is to document some of its symptoms.

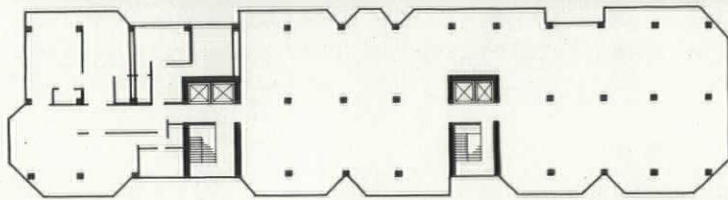
The first symptom appeared when architects became conscious of the monotony inherent in a scheme that has no variation in the scale and sequences of spaces. At this point, the ideal of maximum possible open area was abandoned and the concept of mixing low-rise buildings among

high-rise buildings was introduced. Thus evolved a typical urban redevelopment project consisting of a mixture of towers and townhouses. Although very few mixed low- and high-rise projects have been completed, this solution is by now stereotyped and considered almost outdated. This is due to the realization that it is a rather unimaginative and sterile compromise.

Coincidentally, there is a growing understanding that a sheer rectilinear slab or tower is not necessarily the only desirable architectural form. As has been mentioned previously, a *sine qua non* of a satisfactory urban environment are livable and stimulating spaces, both interior and exterior; and to achieve such spaces a design freedom in spacial and volumetric composition is necessary. Now, when such freedom exists, it is only natural that new concepts are quickly emerging.

Some of these new approaches to the design of urban housing are illustrated on the following pages. They indicate a further evolution of the third reaction. The "functionalist" upbringing is difficult to eradicate, and the architects, in explaining their designs, often emphasize specific conditions of site or climate. It is significant, however, that the design trends exhibited in these projects do have a common denominator: they all search for an answer to high-density housing whose spirit is truly urban, in opposition to the rules and regulations imposed by CIAM doctrinaires. This would indicate that a widely shared new way of thinking about urban housing is in the offing.

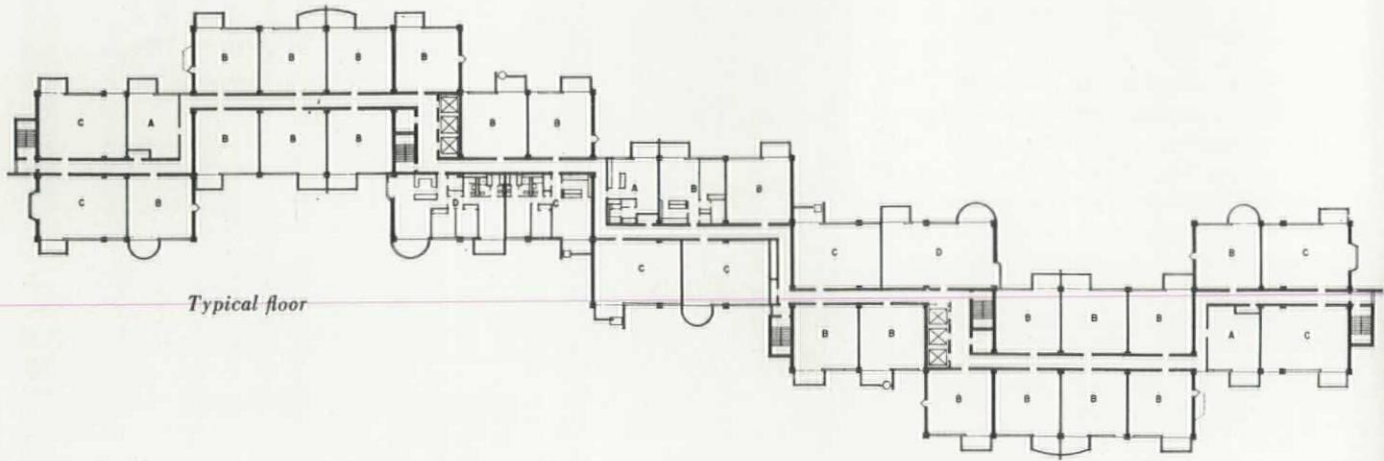
One of the tendencies is to break up the rigidity of a conventional residential parallelepiped. Among several recent proposals that lean in this direction is a design for a building in Montreal (shown on this page) by architects Ponti-Fornarolli-Rosselli and Nathan Shapira. According to the designers of this project, "The office building, oriented toward a single occupancy, expresses a unified motif in its façade; the residential building, on the contrary, emphasizes in its elevation the individual character of each apartment as an identifiable personality. This is an obvious reaction against the monotony and oppressive impact of some recent apartment houses. In our scheme, each apartment can be easily identified in the façade through . . . free interplay of volumes created by a complex composition of windows, balconies, loggias, terraces, and the materials used." Of importance here is the refusal to consider a residential building



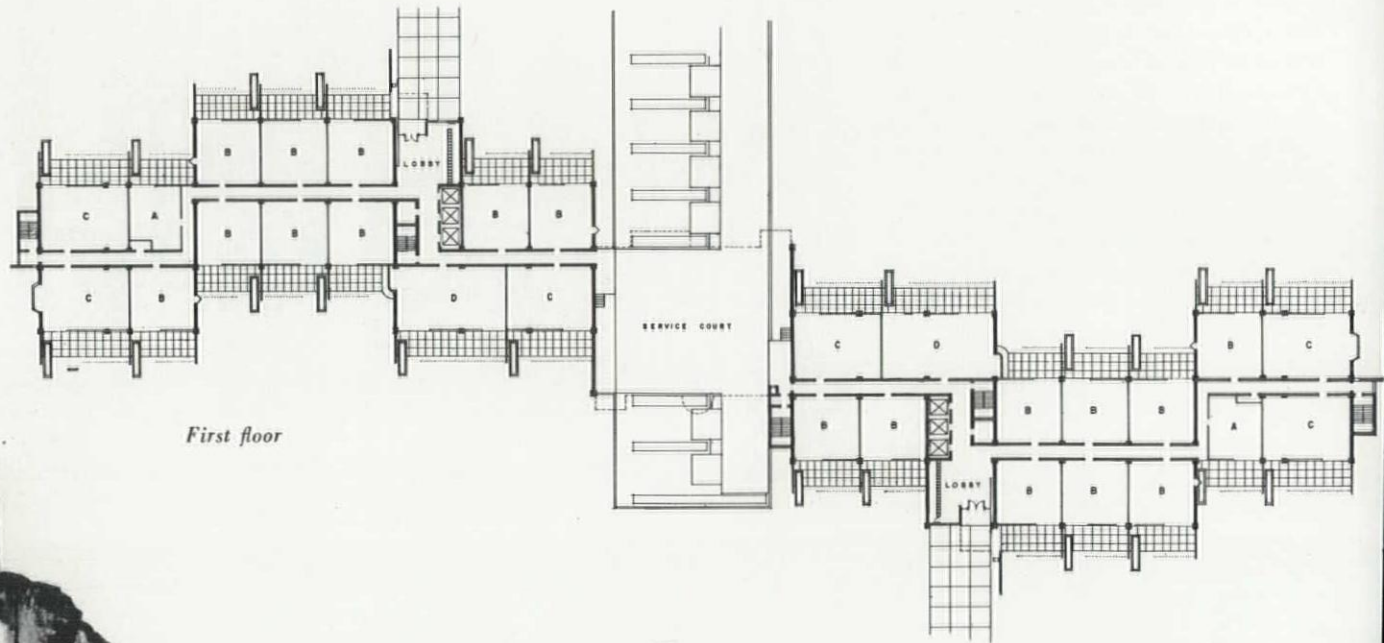
An attempt at plastic expression of individual apartments within a tower building. Photos show detail of the façade and partial view of the building juxtaposed with a loftlike office tower. Ponti-Fornarolli-Rosselli and Nathan Shapira, Architects.



Photos this page: Casati



Typical floor



First floor



One of the proposals for the redevelopment of San Francisco's Golden Gateway had a group of four irregular high-rise towers. Each tower (left) was composed of four basic apartment types (A, B, C, and D) combined in different ways and varied by several treatments of windows, balconies, and railings. The massing of the buildings and the architects' concept of the façades, where "the building segments provide a variety in appearance, individual places to live, and in addition, an interesting play of light, shadow, and wall planes . . ." can be seen in the drawing below. Anshen & Allen, Architects.

as being similar to a loft-type office building.

A sociological rationale was used by architects Krokyn & Krokyn in explaining their approach to designing an apartment building, which, they say, "is not a box of pigeonholes ready for the insertion of a species of humans. It is wasteful of penny-wise square footage from the shortsighted speculative landlord standards, but no more than frugal in the use of all-important psychological space in which children can grow happily and families can expand socially with pride in their surroundings and their accomplishments. . . . In a democracy, people cannot be regimented. The pride a person has in personal freedom is an inspired pride, and the restrictions imposed by the conformities of an architecture based entirely upon stuffing families into a structural, monumental grid do nothing to recognize man as an individual with a soul, but only make him aware of his limitations as a by-product of a predominantly economically oriented society. It is our part, as architects, to help redirect society toward the individual. An individual should be a part of the structure; a building, when seen from afar, is only alive when people are present on the galleries and on the terraces; the building is an extension of the street and the city, and the appearance of the individuals on the exterior walls, the flowers they grow in their boxes, make it an active, valid part of the metropolis."

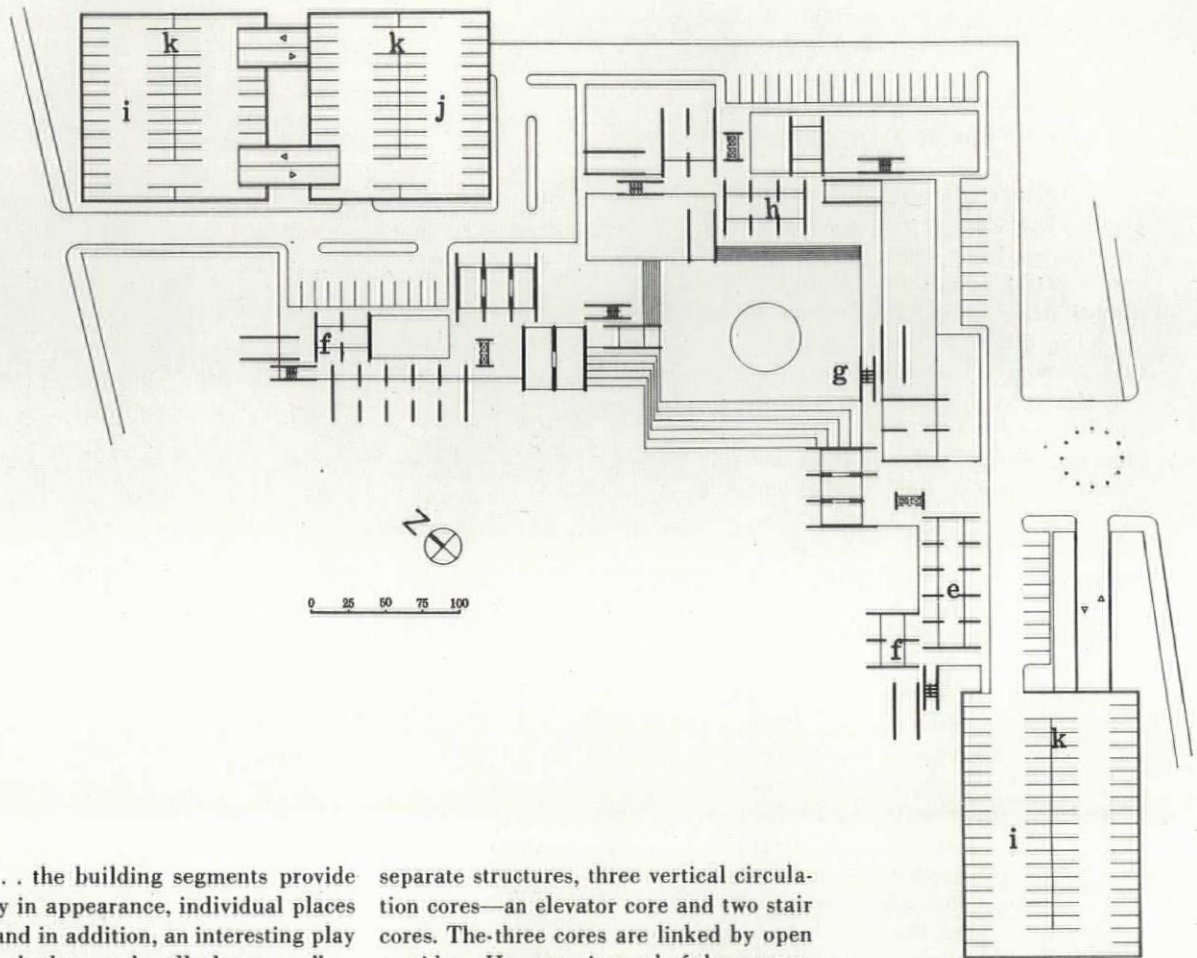
For the redevelopment of Golden Gateway in San Francisco, architects Anshen & Allen submitted a project consisting of four high-rise towers. The plans of one of the towers (*left*) and an elevation view of the whole cluster illustrate clearly a radical departure from the "clean façade" approach. According to the architects, they were motivated by the particular character of San Francisco's existing cityscape: "The site, in total concept, is the city itself; against this backdrop will the buildings rise. The surroundings are all that the eye can see, in a city of rich and varied texture, of angular contrasts of light and shadow, of sweeping view and of sudden, confined vista."

The towers are composed of four basic apartment types combined in different ways and varied by several treatments of windows, balconies, and railings. The result is a richly diverse façade. To quote the architects again: "The motif is San Francisco and it reflects the city's arched windows, epitomized in Coit Tower, the thousands of bay windows, uniquely suited for a city opulent with views, the irregular skyline against which the buildings are placed—mass against mass, plane against



The design aim in one of the original proposals for the development of Honolulu's Queen Emma Plaza was to break up the structure into segments, thus eliminating the "sterile, smooth expanse of the flat slab" characteristic of conventional high-rise apartment buildings. Sketch below shows the project in relation to the city. I. M. Pei & Associates, Architects.





plane . . . the building segments provide a variety in appearance, individual places to live, and in addition, an interesting play of light, shadow, and wall planes. . . .”

Although the rationale is based here on the specific character of San Francisco, the emphasis is on a more romantic, more exciting, and more human living environment. Old San Francisco happens to have such an environment.

Another example of the “breaking up” of residential towers can be seen in one of the more interesting designs recently submitted for consideration by another redevelopment agency—the late Queen Emma Plaza project for Honolulu, Hawaii, by I. M. Pei & Associates.

Pei’s proposal (above and following pages) calls for three high-rise towers. Parking is concentrated next to the major thoroughfares in two low garage structures at extreme corners of the site. Between the towers is a platform with a decorative swimming pool. Most of the first floor areas of the towers are left open.

What makes this scheme especially noteworthy is the design concept of the towers. Each of the three buildings has, in almost

separate structures, three vertical circulation cores—an elevator core and two stair cores. The three cores are linked by open corridors. However, instead of the conventional single-loaded corridor, a partially double-loaded corridor has been used, although there is only minor overlapping of units.

The units themselves were designed in a rather unorthodox way. The architects felt that apartments of different room counts have their own peculiar optimum dimensions both in width and in depth, and that the squeezing of various apartments into a perimeter strip of a constant dimension is not a satisfactory design procedure. They therefore designed the four required apartment types separately, each one a clean rectangle of different dimensions. The next step was to arrange the units along the access corridor in groups from one to five. The units within each group are identical. Construction is box-type with six-inch concrete slabs supported by eight-inch concrete walls.

All apartments have full-length balconies big enough for outdoor dining, landscaped entrance patios, and cross-

In Pei’s proposal for Queen Emma Plaza, the first floor was kept mostly open: (e) office, (f) laundry, (g) pool, (h) bathhouse, (i) two-level parking, (j) three-level parking, (k) trellis.

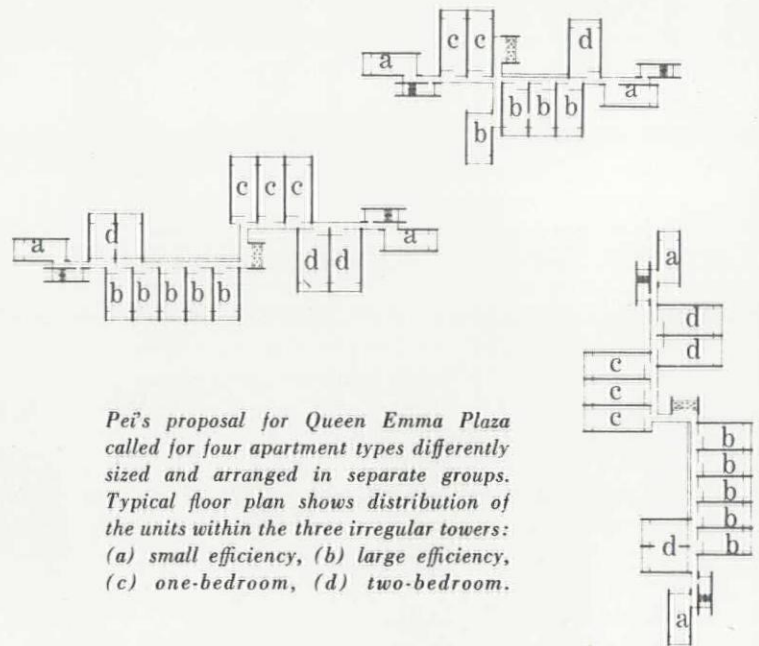
ventilation. Most apartments also have a view in both directions. The concrete rails of the open corridors contain planting troughs with built-in water supply; these will hopefully "create a verdant growth high in the air, adding natural color and ornamentation to both the corridor and the façade of the building."

In submitting this proposal to The Honolulu Redevelopment Agency, the architects stated that their design "permits the breaking up of the structure into segments, thus eliminating the sterile, smooth expanse of the flat slabs so antithetical to the character of tropical living. The slim façades, the frequent shifts in orientation, and the all but separate structures of the elevator core and stairs create a changing plane of exterior wall. The result is a lightness of spirit and the stimulating contrast of open and enclosed spaces." If one disregards the word "tropical" (this was written for the benefit of climate-proud Hawaiians), then the architects aim was to avoid the "sterile, smooth expanse of the flat slab so antithetical to the character of living." Such a statement, coming from an office that had its beginnings deep in the Miesian camp, is significant indeed.


Although the projects shown so far indicate a tendency to design the towers as less slablike masses, they still adhere to the ideal of minimum land coverage. The buildings are slim, the grounds kept free of structures as much as possible, and the "parklike setting" predominates.

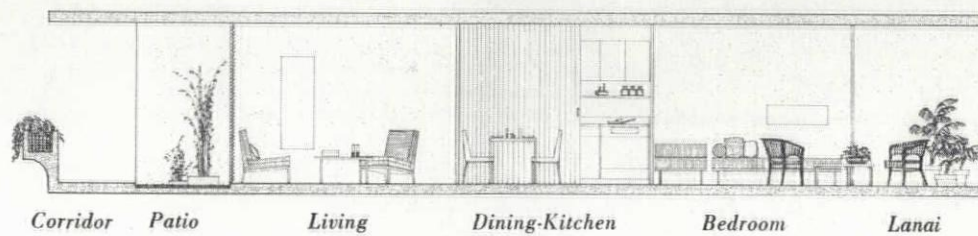

In the projects shown next, another tendency is evident: a partial or complete abandonment of the residential slab or tower concept.

A typical section through one of a group of buildings designed by DeMars and Reay for the redevelopment of Santa Monica's Ocean Park area has already been shown on p.133 in the discussion of the automobile storage problem. Perspec-



Pei's proposal for Queen Emma Plaza called for four apartment types differently sized and arranged in separate groups. Typical floor plan shows distribution of the units within the three irregular towers: (a) small efficiency, (b) large efficiency, (c) one-bedroom, (d) two-bedroom.





tive drawing of a typical view is shown below. The design was explained by the architects in these words: "The Italian and Mexican towns whose picturesque aspects so delight visitors are largely built on hills that go steeply down to the sea below; the houses tumble down the hills in a dazzling assortment of forms—light and shadow sharpening their outlines, their roofs adding color, their walls and an occasional shrub or tree meeting first the steps which serve as streets and then the edge of the water itself.

"Santa Monica's wide and sandy beach

and the redevelopment area's almost level site—ideal for building but without the inherent picturesqueness of more hilly terrain—suggests a quite different solution from that of Italian fishing villages and Mexican hill towns. But the solution can and should borrow, and apply, the same warmth and human scale, the same appreciation for aesthetic values that make these European and Mexican places so entrancing to visitors, especially Americans, who find in them something lacking in most of their own communities.

"From the careful consideration of three

completely practical factors—population density, parking garages and above-ground structures—and from the strong desire to use the land as much as possible for people rather than for cars, there evolved a solution combining tower apartments and parking garages which led to the unique aspect of this design.

"By terracing the sides of the garage structures so that they become man-made "hills," we have made sites for a new kind of living unit: the terrace apartment. The "hills" have five levels—six, counting the roof; steps climb the terrace from street

Perspective drawing of a typical view in one of the designs submitted for redevelopment of Santa Monica's Ocean Park. This proposal consists of a series of towers rising from apexes of man-made mounds. The terraced mounds contain five layers of parking areas and are fringed by yards and housing. DeMars & Reay, Architects.



to roof at frequent intervals with landings at the entrances to apartments. Within the "hills," cars are parked immediately adjacent to the owner's apartment, an accessibility paralleled only in private residence.

"What is proposed here continues the small scale of the city as it is, at the same time that it introduces the larger scale of urban density."

A somewhat similar idea is evident in the proposal by the students of Columbia University's School of Architecture (shown below) for the redevelopment of Welfare Island in New York City. The project,

which was carried out under the guidance of Percival Goodman, consists of commercial as well as residential areas. Goodman calls this design approach a "Terrace City." It is based on a theorem that proportion of circulation space to habitable space establishes density and that these vary according to use. Some of the characteristics are: density is based on total built area instead of land area; built areas are of two kinds—that in which natural light and air is desirable (living quarters and some health, civic, recreational, educational and work facilities), and that in

which a totally artificial climate is acceptable (work, shopping, service, parking, and so on); use zoning is mixed, except for nuisance activities; traffic zoning is strictly segregated.

A typical section through a residential part is shown below. It shows a "hill" of service roads and parking layers fringed by terraced housing and topped by high-rise apartment buildings.

A proposal by Paul Rudolph (next page) for housing married students at Yale University is a somewhat purer example of the non-slab approach to resi-

View of model of another mixture of terraces and towers: a proposal for redevelopment of New York's Welfare Island that follows Percival Goodman's "Terrace City" concept. Typical section through a residential part shows housing (shaded areas) at edges of layers of parking and service areas. Designed by students at Columbia University.


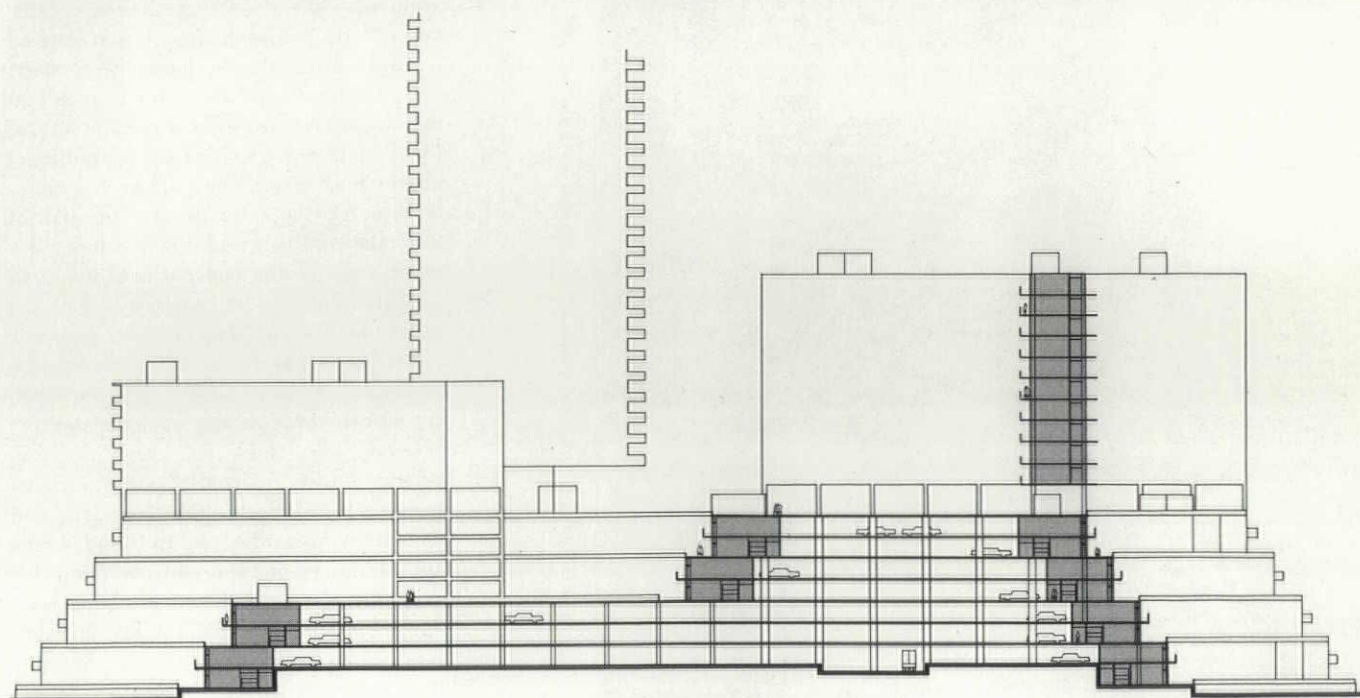


Photo: Louis Checkman



dential design. Deciding that "it should look like a village, not housing," Rudolph designed a spread-out, low-rise group one to three stories high.


He located the buildings so as to emphasize the natural, gentle slope of the site. Roofs and spaces between buildings provide outdoor living areas. Rudolph's aim to achieve the spatial and sculptural feeling of Mediterranean hillside villages is clearly evident.

A still more extreme example of a "slab-less" solution is another proposal for the redevelopment of Santa Monica's Ocean Park. William L. Pereira & Associates submitted a scheme (right and following pages) where the "hill" concept is carried to an extreme. All living units are pyramided on top of seven-layer, ramped-slab garages shaped into three large mounds interconnected by two narrower spines. Open parking or separate garage structures were thus completely eliminated, and direct access from apartment to the car was achieved. The top of each garage is to be a landscaped roof garden with a swimming pool. The ground floor is to be devoted to stores, services, and a pedestrian promenade. The apartments slope back from the base of the mounds toward the summit and are designed so that each can have its own identity; they all have considerable expanses of glass and large balconies or terraces whose overhangs provide shade as well as privacy, both from below and from above. The apartment types range from efficiency to three bedrooms, with one or two level plans.

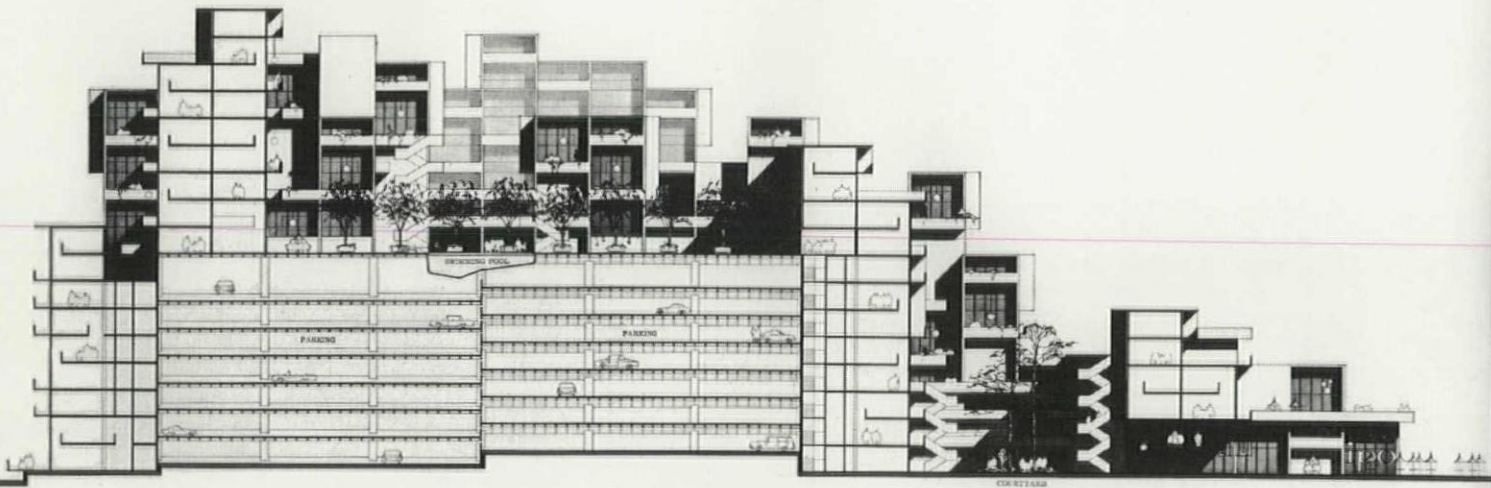
The architects' explanation of their design is again in terms of an indigenous approach—the need to satisfy a specific "way of life"—and the inspiration claimed is again from the Mediterranean area: "Californians who make their homes at the seaside are seeking a certain way of life that is not provided by conventional apartment houses. The philosophy underlying our concept for the development of this site was to avoid the commonplace application of the conventional tower or slab building . . . a transposition of the usual monotonous slab or tower complex to the beach simply doesn't work. Surface parking, or great parking structures which cut into the available open space and blot out valuable landscape, are not appropriate. Large balconies and terraces, through ventilation, angles of view, and recreation areas for children and adults are all important for oceanside living. We have, therefore, developed a unique solution, which provides the comforts and convenience of urban living and at the same time is specifically designed to take ad-

A "non-slab" approach: married students' dormitories for Yale University; Paul Rudolph, Architect.



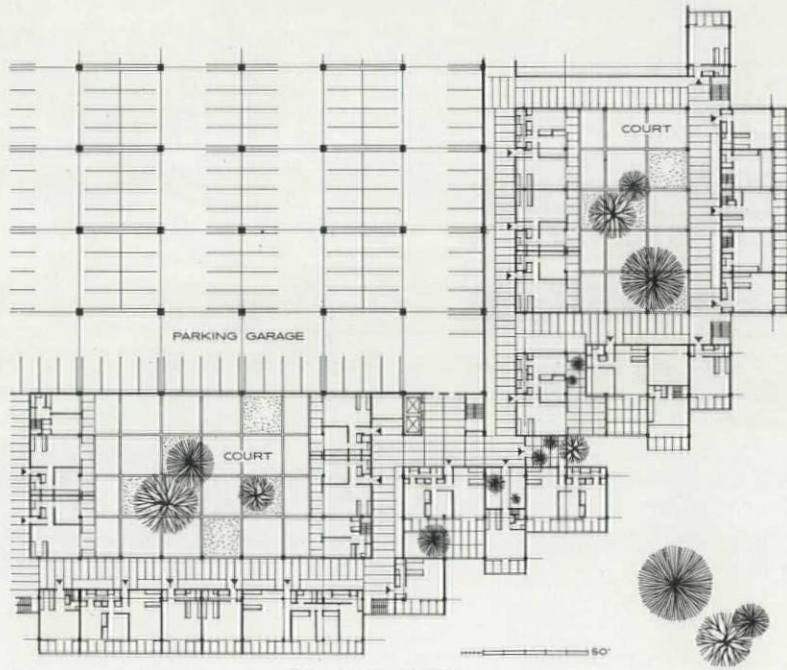


Proposal by William L. Pereira & Associates for redevelopment of Santa Monica's Ocean Park—an extreme example of the "non-slab" approach.



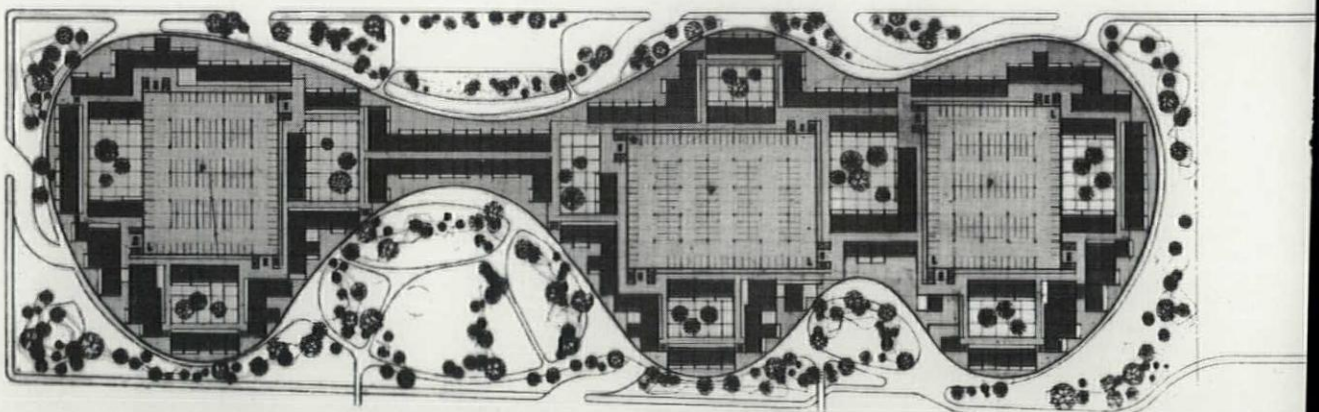
Typical cross-section

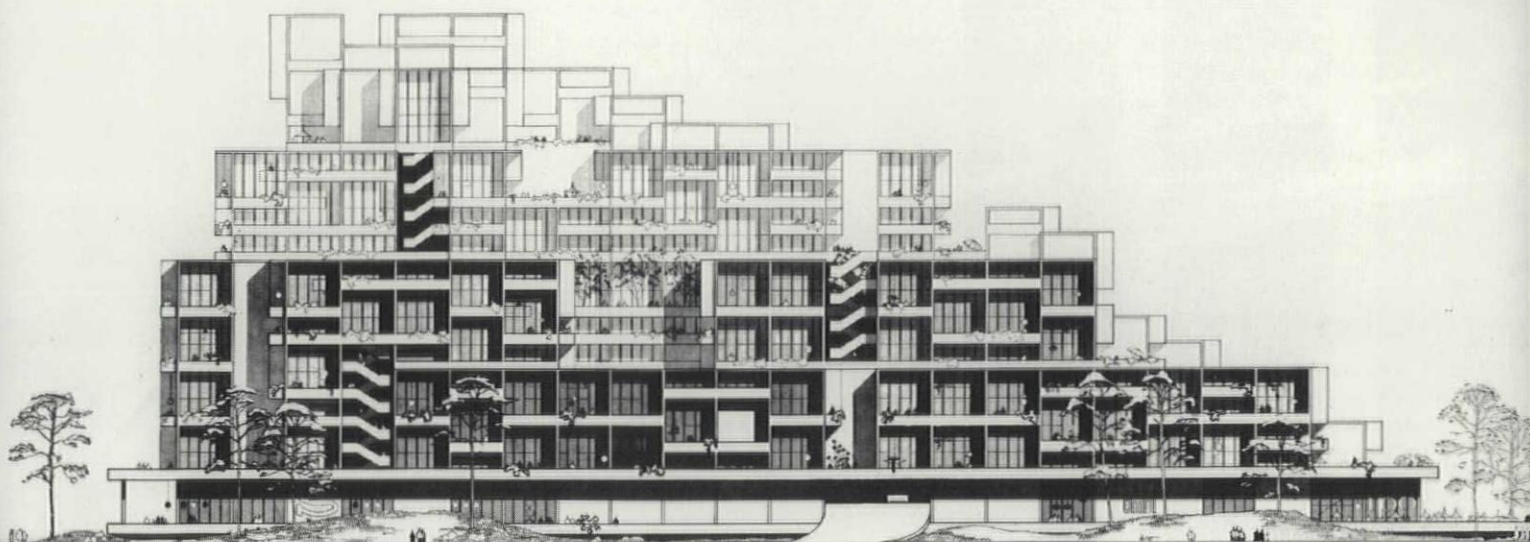
Pereira's scheme for re-development of Santa Monica's Ocean Park consists of seven-layer ramped-slab garages shaped into three large mounds interconnected by two narrower spines. On the ground floor are stores, services, and circulation. Apartments and courtyards slope back along the edges of the mounds.



Detail of typical floor

Typical horizontal section





Typical elevation

vantage of the benefits and pleasures of living at the beach.

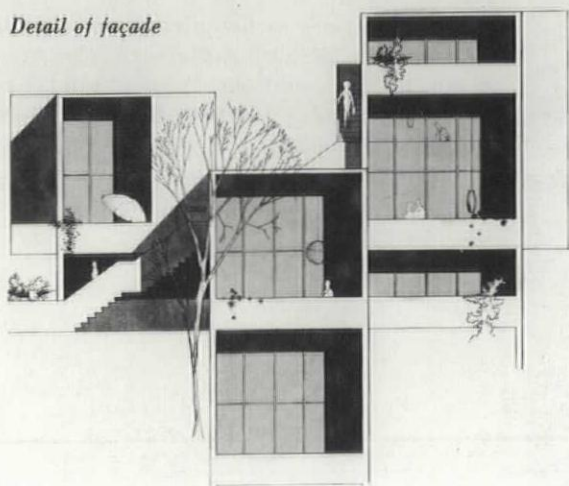
"Our design concept . . . is intended to create the aura of a Mediterranean seaport with homes tumbling down the hillside to the sea, affording every resident a beautiful view. At the same time, a community is created in a balanced architectural and social composition to stand through the years as a noteworthy contribution to Santa Monica, combining the advantages of urban life with the uniquely attractive pattern of living as it is enjoyed in southern California."

Of the projects shown in this article, only one still has a chance of being executed. When economic "reality" rears its ugly head, dreams all too often fall by the wayside. Designs conceived in terms not

of least quantities of materials but of most livable spaces are bound to have a somewhat higher construction cost figure. Whether this extra cost is prohibitive, when considered in terms of the total standard of living, is open to question. With modern technology, one can certainly construct urban housing different from the recent crop of "monotonous slabs and towers," perhaps not at a lowest but at a *reasonable* cost. Yet as long as "economic reality" means the free spending of billions of dollars for a gadget-full, deodorized, puerile way of life propelled up and down gleaming eight-lane super highways, it is unlikely that more imaginative solutions to the most basic aspect of human life, the habitable shelter itself, will find ready acceptance.

These and many other recent projects not shown here indicate that a new trend in the design of high density urban housing does exist and that architects are at last searching for solutions suitable to the present age. Their designs demonstrate that urban living can be conceived in terms superior to a traditional parallelepiped house blown up to tremendous, inhuman proportions, subdivided into numbered cells, and set within a pseudorural meadowland. In designing houses, architects have tended for quite some time to create spaces where life is freed from the "four walls" space and mass concept. And, as Louis Kahn likes to say, an apartment building is nothing else but a house upon a house upon a house upon a house.

Detail of façade





DOMESTICATING

Large expanses of glass wall have met with general approval in the modern office building because of the quantities of light they admit and the liberating vistas they afford, but in urban apartment buildings they have been exploited with notable reluctance.

The New York area has recently acquired two high-rise residential developments of real distinction, both using floor-to-ceiling window walls: Ludwig Mies van der Rohe's Colonnade Park in Newark, New Jersey, (*left*), and I. M. Pei's Kips Bay Plaza in Manhattan (*acrosspage*).

One reason for the sluggish acceptance by the public of glass walls in urban apartments has been the general inability to design convenient and effective interior window treatments. The proper treatment should permit both the broadest possible view and complete privacy; it should provide control of sun and glare; and it must allow for mechanical equipment (convectors, registers, etc.) and for operable vents. Three further refinements in the design concept should be considered: (1) There is a need in some cases to have a feeling of added security at the "precipice" edge of low windows. (2) It should be possible to provide partial privacy and at the same time permit a partial view. (3) A sensitive treatment should allow full expression of any distinctive architectural detail of the building.

At Colonnade Park, the aluminum curtain wall (*left*) articulates single-paned,

nonoperable windows. Below the windows is a benchlike enclosure that accommodates convectors, air-conditioning units, and lift-up panels for natural ventilation. Outside air is admitted through grilles beneath the windows. (See **SELECTED DETAIL** on closing page of this article.)

At Kips Bay Plaza, there are two significant differences: (1) The deep concrete bearing wall, which acts to some extent as a sun screen (*right*), has curved corners at the tops of the windows. (2) The grilles are mostly dummies and are used only as fresh air inlets for air-conditioning units; fresh air is otherwise admitted by glass hoppers that open inward beneath the large panes. Both these considerations narrow the choice of proper window covering.

The most popular contemporary window treatment has been the floor-length traverse drapery, but alternative methods deserve more careful attention. Methods of shielding windows can be divided into two basic types: those that open with a horizontal action and those that move vertically. In the first category, besides simple traverse draperies of various lengths, are vertical venetian blinds and sliding panels. In the second group are standard venetian blinds, pull-down shades, and shades that pull up from the bottom.

The popular ceiling-hung traverse drapery is a straightforward treatment that is compatible with the architecture of

GLASS WALLS

purely rectilinear buildings like those at Colonnade Park; but at Kips Bay it shields the two end "arches" even when open, and when closed conceals this detail entirely. Although this method does permit a wide view, almost no covering that closes horizontally can be drawn back far enough to reveal the full window. Furthermore, a simple traverse drapery achieves no satisfactory partial privacy. Tiered traverse curtains, on the other hand, would make this possible when only the lower pair is closed. The lengths of the tiers could be unequal, leaving only a clerestory-like strip at the top to retain a view of skyline and, at Kips Bay, the arches.

Operable, inswinging vents are physical elements that require the closest consideration. A window treatment must be either adjustable in length, so as to miss vents when they are open, or hung farther inside the room, so as to clear them. The latter method obviously cuts off a considerable space. For instance, vertical venetian blinds, which permit a partial view except when the slats are fully closed, would prevent opening the lift-up vents (at Colonnade Park) or the hoppers (at Kips Bay) unless they are hung inside the line of the convectors.


The problem of glass walls, then, would seem to call for a treatment with a vertical closure. At Colonnade Park, a ceiling-hung, adjustable-length covering, such as standard venetian blinds, would meet most conditions. At Kips Bay Plaza, per-

haps the most effective solution would be a combination of two pull-up shades: one hung at the bottom of the hopper to cover the hopper only, and one at transom level to cover the large pane. These coverings could be attached in the conventional way, or set between posts or behind narrow panels. Since the lower shade could slant with the hopper, such a separate treatment of the two differently functioning window parts would permit free action of the hoppers while both shades are closed. The adjustable height of the top shade would provide partial privacy while retaining a view of skyline and arches at the top. When fully open, the shades would obstruct the view only slightly. Furthermore, the lower one would give a feeling of security to those who miss the higher window sill.



There are also architectural solutions which would simplify the problem, though these lie outside the scope of this discussion: continuous balconies or overhangs, for instance, can, without limiting the view, provide sun protection and a degree of privacy, and form a secure outside guard to the precipice.

It should be apparent to builders and agents that model apartments in such buildings ought to demonstrate to prospective tenants how to take advantage of large glass walls. Solutions that really do answer the human needs of those who are to live behind glass walls would accelerate their acceptance by the public.





At Kips Bay Plaza, although the view and the arches have been left magnificently exposed in the architect's sketch (above), the problem of daily living with glass walls has been ignored by the architects. The decorators of the model apartments, such as those by C. Eugene Stephenson (below) and Ethyl G. Alper (below, right) have gone to the opposite extreme, achieving a claustrophobic privacy like that of an overstuffed, lambrequined, Victorian parlor. Three coverings are used where one or two would do. There is no appreciation of the advantages peculiar to the building and, worse, the completely con-



Photos: Courtesy Kips Bay Plaza

cealed windows make the rooms look like those in any undistinguished brick pile. Open expanses of glass will confront tenants inspecting empty apartments. Heavily covered "model" windows are, therefore, only a temporary deception—and one that might make a tenant uncomfortable later if he is unable to treat the windows properly. Though no pretense is made about the "Shibu" model apartment by Ruth Strauss (acrosspage) as an example of good contemporary design, the merits of the window treatment should not be ignored. Pull-up roller shades can provide partial privacy yet leave the arches and dramatic skyline in view. The mechanical problem of opening the hoppers for natural ventilation, however, is not solved: when blinds are up above transom height, hoppers must be closed.

DATA: descriptions and sources of the major materials and furnishings shown.

MODEL APARTMENT

BY C. EUGENE STEPHENSON, F.A.I.D.

Window treatment: pull-back/floor length draperies; pull-down shades; cafe curtains/hung at hopper transom height; all, linen casement/natural/Greeff Fabrics. **Cornice:** walnut/plastic backed oval cutouts "repeating motif of oval chair back." **Chairs:** walnut/vinyl/Jens Risom Design Inc.

MODEL APARTMENT

BY ETHYL C. ALPER, A.I.D.


Window arches: plywood/fabric covered/blue/Stroheim & Romann. **Draperies:** silk, Fortisan/white/John McHugh. **Shades:** pull-down/linen/white/blue tapes/Window Shade Mfrs. Assoc. **Floor:** octagonal tile/vinyl/blue/Amtico. **Carpet:** wool/blue/V'Soske Inc.

Tub chairs: mahogany/blue fabric/Harvey Propper.

MODEL APARTMENT BY RUTH STRAUSS, A.I.D.

Shades: pull-up/fabric/rattan/multicolor/Tropicraft of San Francisco. **Panels between windows:** plywood/paint/pale yellow. **Hi-fi cabinet:** wall-hung/walnut/cane/Fabry Associates. **Carpet:** wool/burnt orange/Patterson, Flynn & Johnson. **Sofa upholstery:** black/pale yellow/F. Schumacher & Co.

Photos, except as noted: Louis Reens







The New York skyline provides a wall decoration at Kips Bay Plaza that is hard to ignore. An apartment designed by Kenneth Resen (left and above) uses traverse draperies hung to the top of the convector. A royal blue rug gives the handsome gray, white, and walnut room a rich focus.

APARTMENT, KIPS BAY PLAZA

Walls: paint/white. **Floor:** walnut parquet. **Drapery:** dacron/champagne/Kravet Fabrics. **Sofa:** walnut/beige wool/Herman Miller Inc. **Carpet:** wool/cut pile/royal blue/Dylan Carpets, Inc.; oriental/Bokara/orange, black. **Tables:** steel/Formica/walnut grain/Knoll Associates; round/slate/black, polished aluminum base/Herman Miller Inc. **Chairs:** steel/plastic/black and gray wool/Herman Miller Inc. **Hi-fi bench:** black steel/birch/Knoll Associates. **Lighting:** standard/chrome base/white linen shade/Neessen Studios; upright/white/Harry Gitlin. **Plants:** (left to right) Asparagus Fern/Finger Aralia/Papyrus/Ficus Nitida/The Greenhouse. **Pot:** for Ficus tree/handthrown stoneware/tan/by Didier Journeaux/The Greenhouse. **Paintings:** Kenneth Resen.





Photo: C. R. Smith

Typical Kips Bay window with narrow convectors and inward opening hoppers.



At Colonnade Park, the model apartments (left and below) use ceiling-hung traverse draperies that touch the top of the convectors. Here, the model apartments are more honest than those at Kips Bay in capitalizing on their assets. From the "Danish" apartment (left) there is a view of the other buildings in the development and of the New York skyline in the distance. The mesh drapery is drawn on one side to soften the light at the table.

For those who like traditional furnishings, Colonnade Park has had the imagination and taste to show how authentic period pieces look and work within a modern building. It was felt that this could also make a contribution to the cultural continuity of the region; the Heritage apartment (below) uses 18th Century furniture that was either made in New Jersey or long owned by families resident there. It has a panoramic view over an appropriately Georgian tower, and the dogwood and cherry trees of an adjoining park.

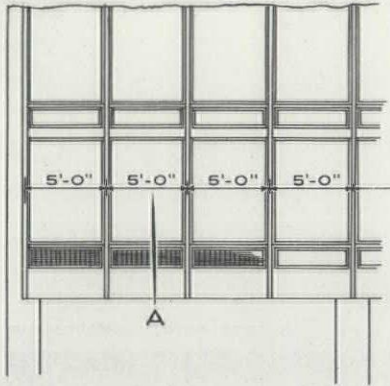


**MODEL APARTMENT, COLONNADE PARK,
BY INGE CARLSSON**

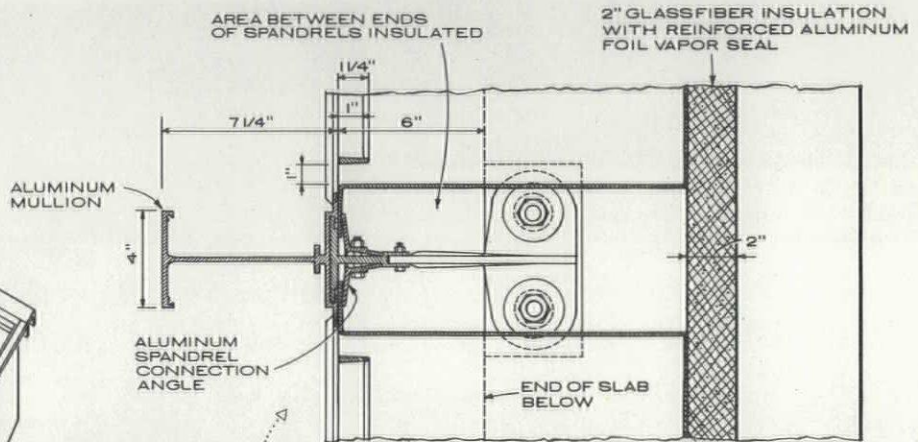
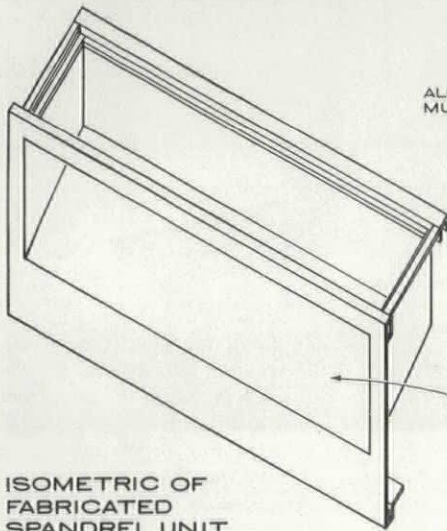

Drapery: linen casement/beige/Belgian Linen Association. **Carpet:** wool pile/beige. **Furniture:** teak/oak/all George Tanier Inc. **Fabrics:** sofa/dark brown wool; lounge chair/deep blue; open chair/turquoise; dining chairs/green; convector cushion/yellow-green; pillows orange, turquoise/all George Tanier Inc. **Lighting:** teak/white opaline/George Tanier Inc. **Plants:** Philodendrum Panduriform/The Washington Florist, Newark, N. J.

**"HERITAGE" MODEL APARTMENT,
COLONNADE PARK**

Draperies: silk, Fortisan/white/Stroheim & Romann. **Furniture:** mahogany, walnut/18th Century/collections of the Newark Museum and New Jersey Historical Society. **Fabrics:** celanese fibers/blue/blue and white/blue and silver stripe/Stroheim & Romann/Scalamandre/Greeff Fabrics Inc. **Carpet:** creslan/beige/Archibald Holmes & Son. **Curtain wall:** Cuppels Products Corp. **Convector:** Slant-fin Radiator Corp. **Air conditioner:** Amana Refrigeration Inc.



EXTERIOR ELEVATION

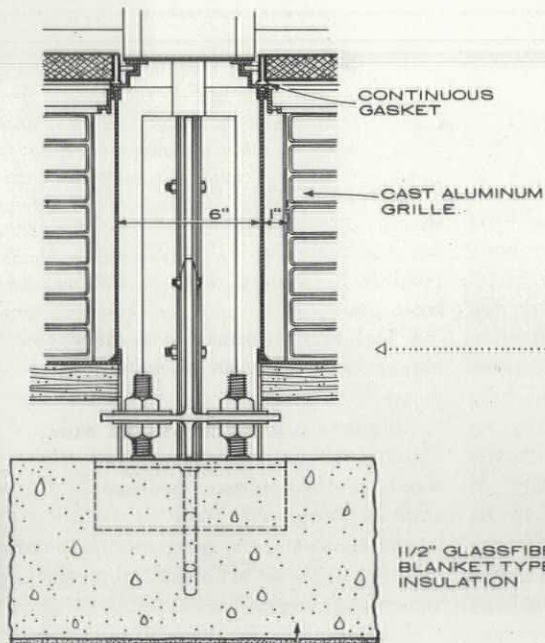


PLAN SECTION AT MULLION

ISOMETRIC OF FABRICATED SPANDEL UNIT

1/8" SHEET ALUMINUM, PRESS BRAKE FORMED AND WELDED CONTINUOUSLY

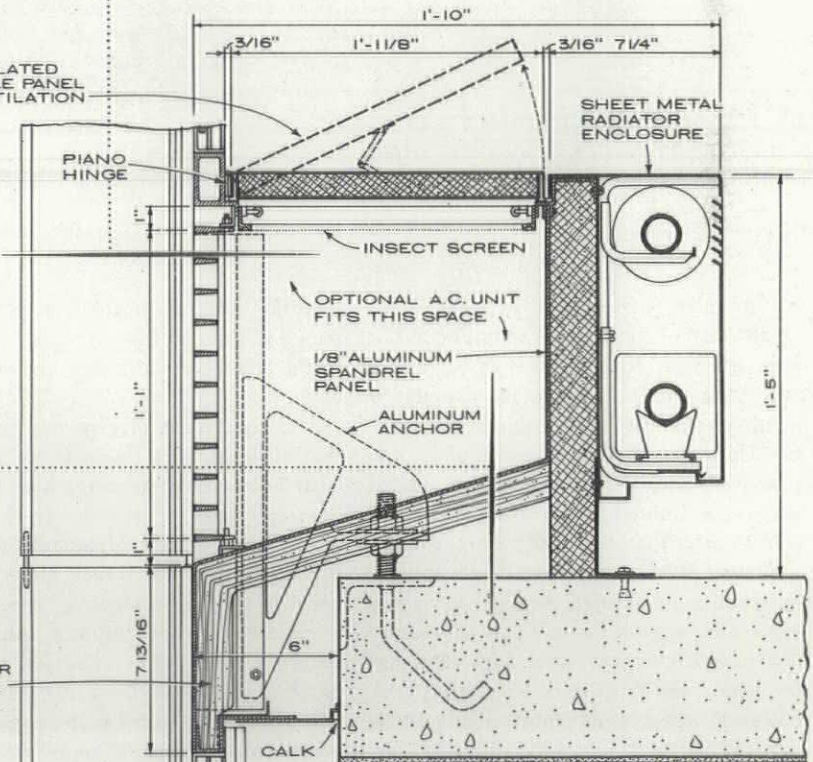
1/8" INSULATED OPERABLE PANEL FOR VENTILATION



SECTION

PLASTER CEILING
STRUCTURAL CONCRETE SLAB

DETAILS AT 1/2" SCALE




SECTION THRU SPANDEL & CONVECTOR ENCLOSURE AT 'A'

COLONNADE PARK: Newark, N. J.
LUDWIG MIES VAN DER ROHE, Architect

SELECTED DETAIL
CONVECTOR AND CURTAIN WALL

The Small Office



Model for Civic Center group for Mt. Vernon, Wash. (above). Wells residence, Mt. Vernon (right). Henry Klein, Architect.



Photos this page: Dearborn-Massar

IN THE TOWN. *A small-town practice described by Henry Klein, Architect, of Mount Vernon, Washington.*

My practice is in a town of 8000 in the northwestern part of Washington. The area is rural, with some logging and a scattering of industry; our county is mountainous and in parts quite inaccessible. Until I came in 1952, no architect had practiced here. My practice was started with very limited funds; there are still seldom more than two at work in the office.

There are advantages and disadvantages to practice in a small, somewhat remote town. Exchange of thought on architecture is denied me, except when a friend comes for some periods to work with me. I feel, however, that my opportunities for putting some order and harmony into our surroundings is as good here as anywhere else. And one of the pleasures is the variety of work which comes to one. I could list almost every type of building as part of our work during the last eight years. I consider this variety essential to an architectural practice; each problem is new, and requires a fresh start. My clients are usually unfamiliar with current

popular solutions to their types of problem, and there is less pressure to conform to the stereotypes of others, or even one's own.


I do not want to give the impression that all local work comes to me automatically by reason of my being here. Distance has its lures—or perhaps everyone here knows me too well. Many jobs are given to architects from larger cities, usually because they have made a “specialty” of a certain type of building. And by its nature a small office often has to forego large commissions. Does this mean that it will always be limited in its scope? I hope not; combinations of small offices may well be the defense against this problem.

I am often asked if I do not have to belong to every service club in a town like mine. I do not. I am not a good “mixer,” and I have never found this to be a handicap. After the usual interval, people accept you as you are. However, in a small town, you do know the mayor, the councilmen, the leading businessmen,


the newspapermen. And when these people see the practicality and sense to visual improvements on a public scale, it is possible to achieve more in the way of basic planning.

I feel that information on new techniques and “innovations” is as available to me here as anywhere. But I feel that techniques are only a part of our tools and limitations; as important is an understanding of the human condition. It takes patience, compassion, and perseverance to let the client and the place set the theme, rather than recent architectural precedent or personal mood.

Only a devoted involvement in the place where he works can give the architect a depth for his vision. Yet the most challenging architectural commissions are far-flung, and they do not come easily to the average architectural office in a small town. The temptations of the unfamiliar are great, and I doubt that I, more than anyone else, could resist them if ever they should come my way.



Study for six-unit apartment structure (left). Paired apartment units (above), Oswego, Ore. Saul Zaik & Donald Blair, Architects.



IN THE CITY. *Co-operative practice described by Saul Zaik, Architect, of Portland, Oregon.*

About five years ago, several of us who were then working for others, or who had been carrying on in miserable space of our own, decided to get together to find a suitable structure where we could have our own place to work. Our idea was to create an identity on a co-operative basis rather than actually establish a firm or a corporation. We were fortunate enough to find on the fringe of the downtown area a 100-year old house of two floors, with sufficient space, and with some off-street parking. The house was cleaned of a century of dust, and the owner agreed to reduce the rent due to alterations we made.

At that time, the group was composed of Donald Blair, William Fletcher (who later left), John Reese, and myself. In addition, we now have with us Alex Pierce, Frank Blachly, Jr., George Seeley, Designers, and Michael Parker, Landscape Architect.

Our objective was — and still is — to assemble design talent capable of offering a complete service. When we do our own

work, we exchange ideas and drafting help. Sometimes we hire each other as draftsmen. When the opportunity comes to do larger work—our first collaboration was an apartment house—one of us is asked to assume design control, and we all work on the job. On collaborative work, we keep track of hourly time, and fees are divided according to time spent. Contractual relationships are, of course, established for each such job.

We share all overhead costs: rent, electricity, light, the services of a girl who attends to office business routines, and so on. Equipment—such as ozalid machine, other office machines, furniture—is paid for out of a “kitty” to which we all contribute. The house space is now divided into seven office spaces.

From the beginning we realized the problem of integrating personalities, philosophies, and differing criteria, and at the same time keeping individual identities. On some jobs, such as a church, personality differences have been sharp, despite

the fact that we are all of similar age, education (most of us are University of Oregon graduates), and background. We have found that on certain types of jobs, two of us pull together better than the entire group. At present, we are doing a large variety of work, from kitchen remodeling to houses, apartments, and newspaper plants. We like the variety.

We have tried to maintain a philosophy of design, and we have tried to keep an atmosphere where we all can grow through mutual exchange. Objectivity is very necessary to us: the awareness of one another's individuality and uniqueness. We are still often perplexed, still underdeveloped in our capacities, still faced by many unsolved problems. The satisfying thing about our setup (aside from its obvious economic advantages) is that we are on our own and responsible for our own actions, and yet each of us can count on team work, with the help and assurance that comes with it, when the opportunity and the need come along.

TOWER

Pertinent observations on the structural design of a 10-story apartment building—nine floors of which are supported by reinforced-concrete arches—are found in this discussion.

Neville House, a 10-story, 50-family apartment building designed by Architect Tasso Katselas and located in the cultural center of Pittsburgh, is a rental project for a client who fully realizes the importance of good architecture in the speculative field. Of special interest is the structural design of its tower and supporting colonnade formed by a series of arches at ground level. Difficulties associated with the rental of ground-floor apartments and the possibility of tenants being able to drive under the structure for entry were used as arguments to convince the client of the feasibility of this use of ostensibly valuable ground area.

The tapered form and precise dimensioning of the arches furnish the required wind bracing and stiffness as well as support for columns of the upper floors which interlock with the entire superstructure. Arches span 32' and have 6'-6" continuous cantilevers at both sides. Narrow columns above are 1' x 7" and in most cases become room dividers or screens. Flexibility of planning allows four, five, and six apartments per floor with no major changes in plumbing or mechanical stacks. Nine-in.




Photo: Jay Bee Studios

ON ARCHES

structural slabs form both finished floor and ceiling and read through to the exterior of the tower as structural ribbons. The concrete arches are sandblasted, while interior concrete has an architectural finish.

In more detailed observations about the structure, the architect says: "As is often the case with structures of this type, it is sometimes necessary to make a model analysis with the hope of confirming an intuitive estimate of the flow of stresses and their resulting strains. The two-column bents with supporting arches presented a problem in determining a reasonable evaluation of their mode of structural behavior. Since the columns are 100 times stiffer than the slabs, it was obvious that a typical portal with inflection points at the midheights of the columns was not present. It appeared that the columns might be acting as cantilevers supported on a rigid compression arch or shear wall with the slabs merely transmitting wind thrusts from windward to leeward columns. On the other hand, the support for the columns might be a rigid frame with several possibilities for locations of hinges.

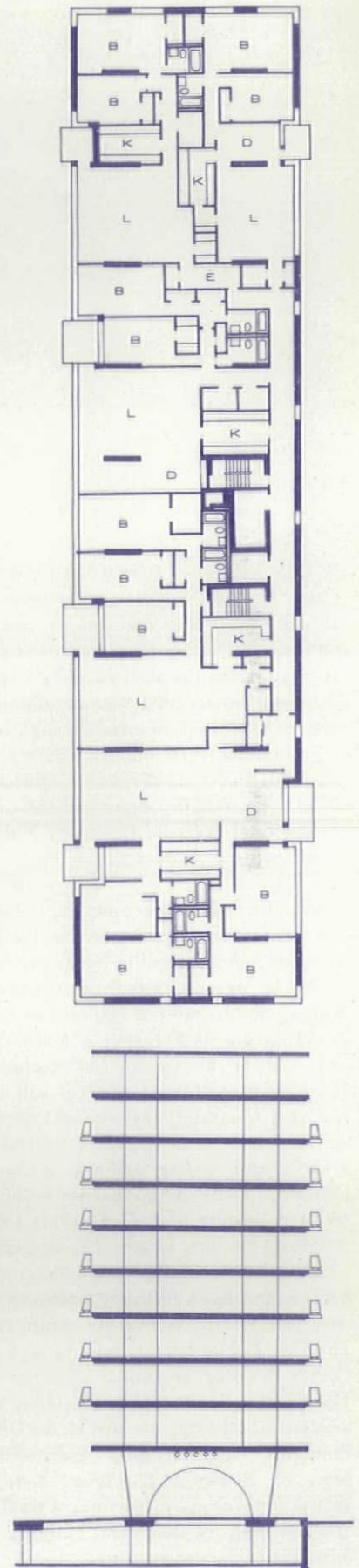
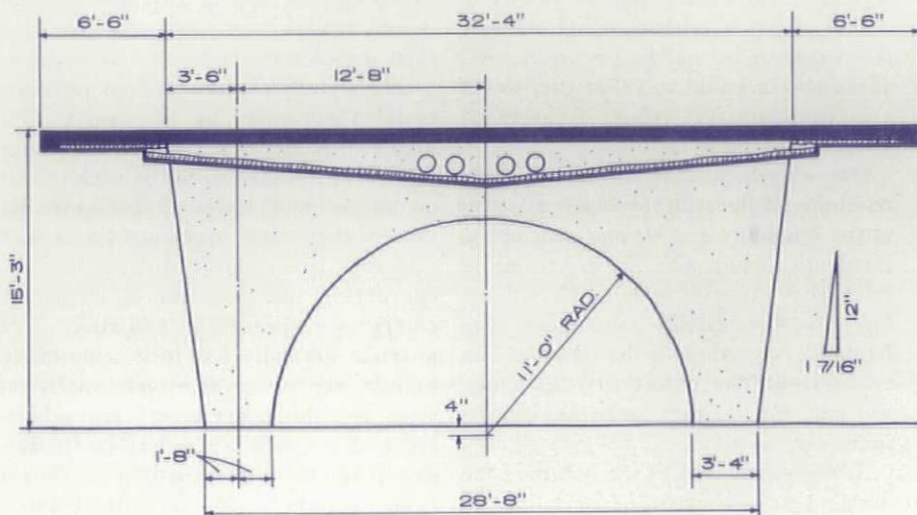
"Any intuitive approach to an engineering analysis must of necessity be based upon a conservative interpretation of the structure's behavior; however, this does not mean that an unreasonable factor of safety should be used. For the supporting

bents of this apartment building, moments were proportioned to the arch by considering a hinge at the base of each arch leg, and a wind moment plus wind shear acting at the top of each arch in conjunction with the uniform load from the first floor. This concept gives a maximum moment condition at the haunch. Reinforcing the base of the arch with maximum steel (eight per cent) will reduce the moments at the haunch by the equivalent amount of moment that can be absorbed at the base.

"The slabs were considered as struts between the freely cantilevered columns. Nevertheless, the slabs were checked for a moment that was based upon wind shears at midspan, much as in the case of a simple portal. A visual re-evaluation of the arch for a possible shear failure indicated that the weakest section would occur at the crown. By considering a hinge at the crown, the structure was made statically determinate, and the corresponding shear stress was computed.

"Results of a model analysis accomplished two things of general engineering interest: first, the confirmation of a conjectural design; and second, that the typical portal analysis which is often resorted to would not have been a correct solution for this particular building frame."

Structural Engineers for this building were Gensert, Williams & Associates of Cleveland.



Continuous Power for

BY D. S. BAKER & B. F. WINCKOWSKI
A new building complex, to contain the city and county governmental functions of Rochester, N. Y., will have an electrical-distribution system with virtually continuous power. Discussing the several unique features of this system, and the high level of performance that they assure, are the Chicago District Application Engineer of General Electric Company and the Chief of Electrical Division, Voorhees, Walker, Smith, Smith & Haines.

A \$50-million building complex, to house city and county governmental functions, is presently being erected in Rochester, New York. It was designed by Voorhees, Walker, Smith, Smith & Haines and Associated Architects Faragher & Macomber, and will be known as the Rochester-Monroe County Civic Center. It will consist of a Central Plaza with a 1200-car, two-level underground garage flanked by a City Public Safety Building, a County Public Safety Building, a Courts Building, and a multistory joint City-County Office Building. The first phase of construction, which takes in the plaza, underground garage, and basic utilities, including the electrical system, is nearing completion. The City Public Safety Building and the Courts Building are under construction. The County Public Safety Building will be constructed next, followed by the Office Building. The Rochester architectural firms of Bohacket & Flynn, Todd & Wiard, and Waasdorp, Northrup & Kaelber are executing the individual buildings as members of the design team.

The electrical distribution system in the Civic Center possesses several unique features which serve to make it literally a synonym for continuous power. Several basic criteria were required to obtain the high level of performance desired. Specifically, these were: optimum in service reliability, simplicity of operation, flexibility for load growth, and ease of maintenance. These will be reviewed briefly.

Reliability

Increased demand for electrical power to provide services, necessities, and loads not previously served in commercial buildings has dictated the requirements for continuous power. The ventilation-system supply and exhaust fans, garage lighting, central air conditioning, passenger elevators, police communications, jail lighting and controls, and data-processing machines are typical of the critical loads to be served. A loss of power to these would not only inconvenience the building occupants and affect governmental operation, but would also jeopardize the safety of the many people using these facilities.

Over-all reliability is determined by the reliability of the utility service in addition to the reliability and arrangement of the distribution equipment. The utility service establishes the level of reliability; therefore, its susceptibility to outages from lightning or other faults requires an evaluation. The result will influence whether one or more services will be necessary.

Shutdowns caused by the failure of the distribution equipment, or its failure to

operate correctly, can be minimized or eliminated by selection of quality equipment and its arrangement in the system. An important aspect of this is the selective co-ordination of circuit protective devices. This means that a fault in a given circuit would be cleared by the protective device nearest to it, and all other "upstream" protective devices would remain closed, thus insuring continuous power to the unaffected circuits.

During the infrequent outages of the power system, continuous power can be assured by circuit arrangements which permit connection with an alternate power source to the critical loads.

Simplicity of Operation

A corollary of system reliability is that the system should be simple to operate. This involves keeping the number of switching functions in alternate paths of power flow to a minimum, so that if a fault does occur, its location in a circuit is immediately obvious without resorting to laborious switching procedures. This applies principally to the medium-voltage portion of the system, but is equally true at all voltage levels. Experience has proven that most operating errors and accidents, hence extended downtimes, occur during the pressures of infrequent emergency operating conditions. The operator normally has little opportunity to gain experience at system operation, since switching operations are seldom required (or even permitted) except during these emergency conditions. Thus a system simple to operate will be safer.

Civic Center

Flexibility

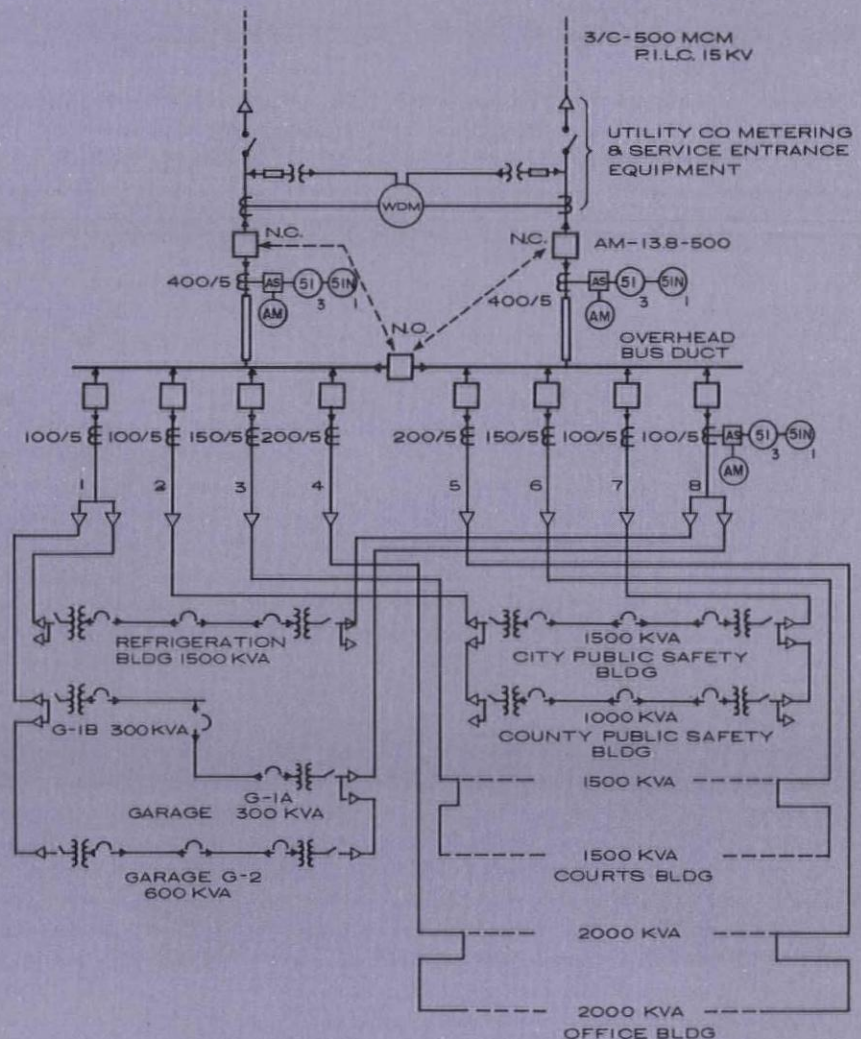
System flexibility is measured in terms of its ability to expand easily to meet load growth without imposing necessary costs for scrapping equipment made obsolete by a growing load. As new lighting methods are developed, new business methods of using modern data-processing equipment are adopted, and wider use of air conditioning is made, the building loads will continue to grow. Short-term load-growth requirements can be satisfied by initially installing transformers which have 20 to 35 per cent reserve capacity and/or making provisions for additional capacity by employing forced-air cooling. Long-term growth planning can easily be accomplished by considering the distribution system for two or three times the initial load, scaling it down to the initial requirements, and then allowing it to grow by prescribed steps to the larger system.


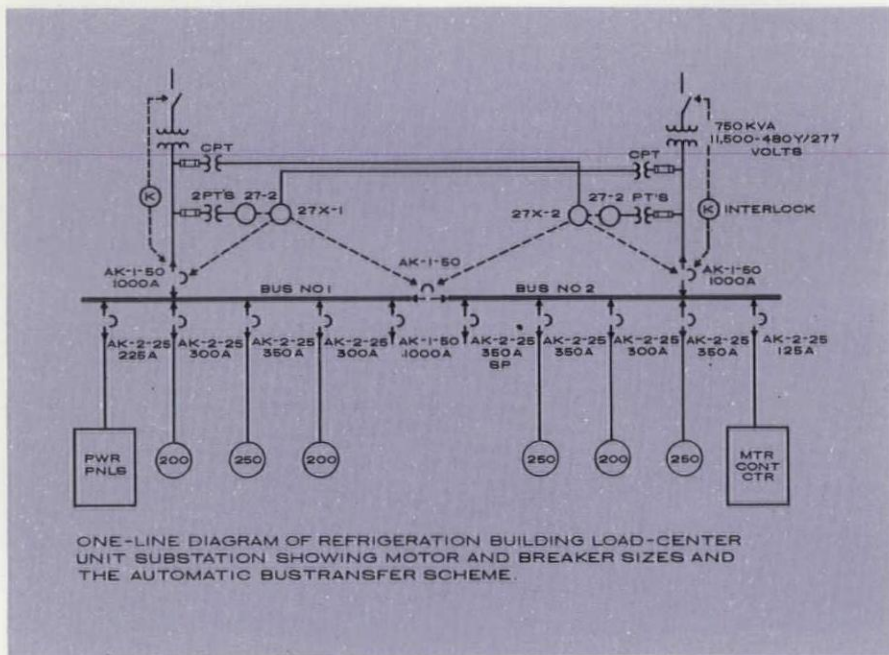
Ease of Maintenance

The maintenance staff will be limited at the Civic Center; therefore, it was imperative that maintenance and operational procedures be kept simple, safe, and not time-consuming. Several of the features incorporated to meet these criteria are the use of metal-enclosed drawout switching equipment, adequately rated circuit breakers, solidly-ground neutral in the unit substations, and electric operation of switching equipment from the mezzanine level of the refrigeration building.

Achieving These Criteria

With the basic criteria in mind, let us





consider in some detail the actual design of the distribution system to see how its features meet the desired requirements.

Service from the utility company, Rochester Gas and Electric Company, is from two 11,500-v underground feeders which originate from a generator bus in a nearby generating station. Each service feeder is a three-conductor, 500 MCM, paper-insulated, lead-covered 15-kv cable fully rated to carry the entire Civic Center load. The total demand load of the Civic Center is estimated at 8400 kva. Lightning protection for the electrical system was not deemed necessary, since all feeders in the power-distribution system from the utility bus to the branch circuits are underground, and thus adequately shielded from lightning. Excellent reliability is thus obtained from the power company.

Circuit Breakers

Power is metered and distributed at medium voltage of 11.5 kv from metal-clad switchgear as shown in the one-line diagrams (1, 5). The two main- and bus-tie circuit breakers are electrically interlocked so that when an incoming service feeder is lost, the bus tie can be closed to serve the entire Civic Center from a single feeder. Circuit breakers were selected over fused-switch equipment because they provide electrical control, prevent single-phase operation, and eliminate the time-

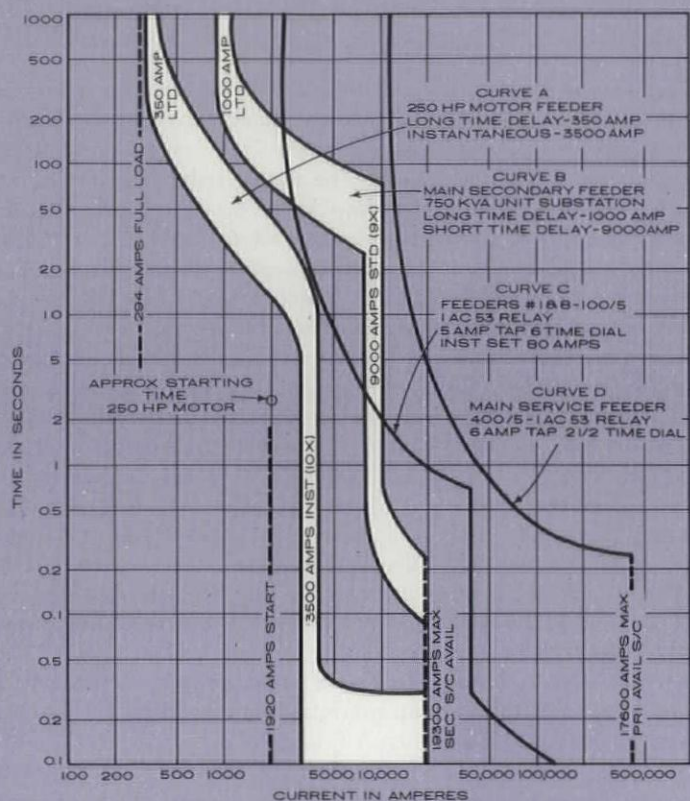
consuming procedure of fuse replacement. Single-phase operation of primary circuits feeding low-voltage polyphase motors through a step-down transformer will cause unbalanced currents to flow into these motors. The additional heating caused by these currents is difficult to detect and can, if allowed to go uncorrected, cause burn-out of the motors. The small additional cost of circuit breakers can be justified by the time and expense required to rewind one or more motors, if such a burn-out were to occur. These features can conserve the manpower which is available for operation and maintenance of the electrical system.

In addition, the circuit breakers improve the continuity of service over fuses in several other ways. Since all the circuit breakers are electrically operated, they can be reclosed immediately following a trip out, after the cause of the trip out has been found. Circuit protection is provided by three inverse-time overcurrent relays (device 51) with instantaneous overcurrent attachments (device 50) and a residual time overcurrent relay (device 51N) on each primary load feeder (2). These can be closely co-ordinated with the other protective devices in the system to attain over-all system selectivity and good system protection. Selectivity will be discussed in greater scope in a succeeding paragraph. Three phase-relays will "see"

overloads and faults not involving ground, and the residual relay can be set to be sensitive to line-to-ground faults since it is insensitive to load currents. For instance, with a load current of 60 amp in the primary load feeder and a current-transformer ratio of 100/5, the phase relays must be set above the equivalent secondary load current of 3.0 amp. Since the balanced three-phase load currents add to zero in the neutral, the setting of the residual relay may be as low as 0.5 amp.

Load-center Unit Substations

Power is stepped down to utilization voltage from nine Load-center Unit Substations conveniently located about the Civic Center. By distributing the power at the primary voltage to the load centers, the number and size of the secondary feeders is greatly reduced when compared with serving the entire load from the service point at utilization voltage. This is adequately illustrated when the sizes of load centers, from 1000 to 2000 kva, and distances of 200 to 1000 ft are considered. The utilization-system voltage is 460Y/265 or 208Y/120, depending upon load requirements. The secondary of the transformer is rated 480Y/277-v and is a wye-connected winding with the neutral solidly grounded to provide immediate detection and fast clearing of all faults which involve ground. The grounded system also



TIME-CURRENT COORDINATION CURVE SHOWING SELECTIVE COORDINATION BETWEEN LARGEST MOTOR FEEDER AND MAIN SECONDARY, AND BETWEEN THE PRIMARY FEEDER RELAYS

4

will limit the magnitude of overvoltages which could cause an insulation failure.

Each Load-center Unit Substation consists of two transformers each energized from a separate primary bus in a double-ended arrangement with two main breakers, two low-voltage busses, and a normally open tie breaker between the low-voltage busses to form a secondary-selective system. With this arrangement, upon the loss of power from one transformer due to loss of utility service or fault in the primary feeder or transformer, the affected low-voltage bus can be re-energized through the bus-tie breaker after the main secondary breaker has been opened. This provides an alternate source of power during outages caused by faults or by downtime for maintenance.

Since operation with all loads of both low-voltage busses on a single transformer is an emergency condition only, it was not justifiable to add spare transformer capacity for this contingency. In the initial design, sufficient capacity for short-term load growth was allowed. As an example, the estimated initial demand of the 1500-kva refrigeration building Load-center Unit Substation is 462 kva per transformer from a connected load of 680 kva, providing 288 kva spare capacity. Provisions have also been incorporated so that auxiliary cooling fans can be installed on the transformers, which will increase the

transformer capacity by 33 per cent. The loading of the single transformer during an emergency condition can be controlled by disconnecting certain nonessential loads.

To perform the switching operation of the main and tie breakers upon loss of power to one transformer, the control circuit was designed to transfer automatically the de-energized low-voltage bus upon loss of voltage to the other normal circuit. This improves the continuity of service over a manual operation, since the outage duration on the affected bus is approximately two seconds. At the same time, it relieves the operator of having to assess the situation and manually perform the required switching.

Operation Upon Voltage Loss

Upon loss of voltage to a given bus, the following sequence of events occurs. Assume, for this description, that voltage on bus No. 2, as indicated (2), fails. The undervoltage relay 27-2 drops out, which picks up the auxiliary relay 27X-2, which is energized from bus No. 1 potential. This relay trips the main secondary breaker No. 2, and after it is open the bus-tie breaker is closed. As long as there is no voltage at the transformer No. 2 secondary terminals, both busses will be served from transformer No. 1. When voltage is restored, undervoltage relay 27-2

picks up and drops out 27X-2, which immediately closes the main secondary breaker. After this breaker has closed, the bus tie is tripped so that there is no momentary loss of power during the re-transfer. This is possible since this is a nonsynchronous tie; that is, the two utility service feeders are solidly connected in the primary. A lockout mechanism is provided on each main secondary breaker to prevent the transfer in the event that the breaker was tripped by its series trip device. This would indicate an overload or fault on the bus, and it is definitely not desirable to transfer a faulty bus to a healthy one. The lockout mechanism will lock open the circuit breaker if it is tripped by any device other than the manual trip button or a shunt trip device, and must be hand-reset by pushing the manual trip button. A selector switch is provided to select either manual or automatic operation. In the manual position, the operator has control of all three breakers without any interlocking.

Selective Co-ordination

Selective co-ordination has been mentioned earlier as a significant factor in providing a high degree of service continuity. It refers to the co-ordination of the overcurrent protective device characteristics both in time and in current, beginning with the branch circuit device at the load and pro-

ceeding up through the relays on the 11.5 kv main service feeders. The keys to system selectivity are the magnetic series trip devices (3) on the power circuit breakers in the Load-center Unit Substations. Although frequently overlooked or taken for granted, these devices offer a choice of characteristics and flexibility of adjustments to meet a variety of applications and changing field conditions.

These series trip devices (3) are available with three specific magnetic trip elements in any combination which may be desired. The *long time-delay* provides overcurrent protection to circuit conductors and equipment, and is obtained with a sealed positive displacement oil piston. It is adjustable for both the magnitude of pick-up current and the length of time delay at a specific current value, normally six times the coil rating. The *short time-delay*, which introduces an intentional short time interval before operating to permit a "load-side" protective device to operate, is obtained with a mechanical

escapement. It is available with current pick-up ratings from $2\frac{1}{2}$ to 10 times the coil rating and with factory-set time delay from 8 to 24 cycles measured at $2\frac{1}{2}$ times its pick-up current. The *instantaneous* trip is obtained with a tension spring in series with the long time-delay piston. Usually it is calibrated in the factory at 12 times the coil rating, but may be adjusted over a range, from 4-times minimum to 15-times maximum coil rating, depending upon the range of adjustment involved. Consider now how these can be combined to obtain the desired selectivity.

Selectivity between protective devices can best be shown by plotting their characteristics of time versus current. Co-ordination of protective devices in the refrigeration building Load-center Unit Substation and in the primary switchgear is shown (4). Referring to the one-line diagram of the refrigeration building load center (2), the main secondary breaker should co-ordinate in time and current with the largest feeder, rated 350 amp,

which feeds a 250-hp air-conditioning compressor motor. The starting and running characteristics are shown as dotted lines. The motor feeder is protected by a 350-amp long time-delay and an instantaneous trip set for 3500 amp (10 times coil rating), shown as curve A. Thus the motor feeder breaker will not trip for normal operation of the motor. To co-ordinate with it, the main secondary breaker has long time-delay and short time-delay characteristics as illustrated by curve B. The long time-delay is selected for 1000 amp, to carry the transformer full-load current of 902 amp. The short time-delay is set at 9000 amp (nine times the coil rating) and a minimum time delay of five cycles with the maximum available short circuit current of 19,300 amp flowing. Thus the main breaker "waits" until the feeder breaker trips, providing backup protection on the feeder in the event that it fails to trip.

The next set of protective devices are the overcurrent relays in the 11.5 kv feeder circuits to the unit substations. These devices provide short-circuit protection to the transformers and feeder cable, and according to NEC rules may be set to pick up not greater than six times the rating of the smallest transformer. Since this is a 300-kva unit serving the underground garage, the maximum setting is 1800 kva, which corresponds to 100 primary amp (5 amp tap on the relay). This is curve C (4) and the pick-up current corresponds to 2400 amp at 480 v. The instantaneous unit is set for 1600 primary amp (80 amp relay pick-up, 38,400 amp at 480 v) and will "reach" into the transformer to provide fast clearing of transformer faults exceeding 1600 amp. On lower currents, the time overcurrent device will clear the fault in one second or less.

The incoming service-feeder relay setting should be greater than the maximum demand of the entire civic center. This is estimated to be approximately 8400 kva. Curve D shows the characteristic for a pick-up current corresponding to 9600 kva. No instantaneous protection is provided at this point, since it would unnecessarily trip on high-current faults (above 1600 primary amp) in the feeders to the load centers. Thus the over-all picture of the selectively co-ordinated system is represented by the plot of curves A, B, C, and D. One exception can be noted by the overlap of curve C across the characteristic of curve B. The setting of the relay (curve C) is fixed by the NEC six-times rule. A larger minimum transformer size would have permitted a higher relay setting, thus allowing greater co-ordination.



OVERCOMING THE LIGHTING THERMAL BARRIER

BY MURRAY L. QUIN

As footcandle levels increase to provide more desirable illumination, a lighting system can become an effective secondary heat source creating a thermal barrier. The author, a member of the research staff of Day-Brite Lighting, Inc., analyzes this phenomenon and proposes an integrated system to overcome this obstacle.

With the introduction of more desirable levels of illumination in present-day structures, the words *lighting* and *heating* have become increasingly similar in meaning. As footcandle levels increase, the electrical energy consumed is increased proportionally and the lighting system has again assumed the role of an effective secondary source of heat. Originally, the fluorescent lamp, with its more efficient lumen-per-watt ratio, was termed "cold light" by comparison with the heat generated by incandescent light sources. Although this luminous efficiency advantage is now three- to fourfold, continued research into fluorescent lamp, ballast, and lighting equipment design has been stimulated by the need to squeeze more useful light from each watt of electrical energy consumed.

True, technology has advanced in each of these fields, until today the rule of thumb for calculating footcandles by the

watts-per-sq-ft method has moved into a 25-to-1 range. The fact remains, however, that normally headlined technological gains in light output have been leapfrogged by psychophysiological findings which are showing the need for higher levels of illumination in many everyday tasks. To produce the levels within generally accepted standards for visual comfort (Table I), input wattage must be substantially increased until the resulting heat energy generated by the lighting system becomes a primary factor of consideration in thermal comfort calculations.

Impact of the Lighting Heat Load

The latest fluorescent lamps produce 70 lm for each watt of power consumed by the lamp-ballast circuit. Even so, the luminous efficacy of the energy conversion is only 18 per cent of the theoretical for satisfactory color. Factors of equipment design and operating conditions further reduce this product until the amount of light actually delivered with any degree of comfort is a relatively small percentage of the total input wattage. Regardless of the system efficiency, however, heat energy is generated at the rate of 3413 Btu per hour for each kilowatt of power consumed. Whether dissipated by convection, conduction, or radiation, lighting heat is con-

sidered an instantaneous heat gain within the structure in cooling-load calculations.

Engineering consultants have shown that 50 ft-c of illumination will account for 25 to 30 per cent of the total air-conditioning load in an average office building. An increase to 100 ft-c can require a 30 per cent increase in refrigeration plant capacity. The air-distribution system within the building may increase 50 per cent to provide the air-handling capacity necessary to offset the added load based upon a conventional 20 F temperature differential. Should the lighting level be doubled again, to 200 ft-c, the initial refrigeration plant must be doubled in size, and the air-distribution system must handle 2½ times the original capacity. Theoretically, the higher heat load produced by the lighting system could be countered by raising the temperature differential of supply air up to 30 F and increasing the number of air changes beyond 20 per hour. In practice, however, established comfort standards within the occupancy zone would be difficult to maintain. Moreover, the added costs of installing and operating such systems would appear to more than nullify most calculable benefits from increased illumination in the average building.

Although circumstances may vary, it becomes obvious that a thermal barrier

TABLE I: RECOMMENDED ILLUMINATION LEVELS*

Location and Area	Minimum ft-c	Watts per sq ft	Location and Area	Minimum ft-c	Watts per sq ft
BANKS			LIBRARIES		
Lobbies, Writing Areas	50-70	2-3	Stacks	30	1
Teller's Stations	150	6	Reading Room	70	3
Posting and Key punch	150	6	LABORATORIES		
OFFICES			Work Tables	50	2
Drafting Rooms	200	8	Close Work	100	4
Accounting, Bookkeeping, and Business Machines	150	6	STORES		
General Office	70-100	3-4	Circulation Areas	30	1
Private Office	70-100	3-4	Merchandising Areas	100-200	4-8
Conference Room	30	1	RESTAURANTS	20-70	3-8
COURT ROOMS	30-70	1-3	SCHOOLS		
HOSPITALS			Classrooms	70-150	3-6
Examination and Treatment	50-100	2-4	MANUFACTURING		
Operating Rooms (General)	100	4	Medium Assembly and Testing	100-200	4-8

* Minimum illumination levels recommended by the Illuminating Engineering Society for typical spaces and related tasks, with approximate wattage per square foot required with recessed lighting.

exists for lighting in the 100-plus ft-c region not unlike the thermal barrier to ultrasonic flight. If the efforts of illuminating engineers to provide the illumination necessary for visual needs are not to be eclipsed by this cost deterrent, a method is needed whereby we may: (1) increase the amount of light energy and reduce the amount of heat energy transmitted into the occupied space; and (2) utilize the rejected heat energy more effectively where needed.

Uncontrolled Energy Distribution

Because fluorescent lamps are extremely temperature-sensitive, a relationship exists between the amount of light generated and the ambient temperature of their immediate surround. Lumen values for lamps are rated for operation in a still air 77 F ambient. This is the condition under which the ratio of watt input to bulb area is designed to produce the bulb-wall temperature and internal mercury-vapor pressure for the efficient emission of light from phosphors. Lamps rarely enjoy these optimum conditions within recessed troffers because of unrestricted convection currents for cooling, and because of heat gain from ballasts, from adjacent lamps, and often from the heat build-up in unvented ceiling cavities.

Combinations of these adverse influences, generally regarded as normal, will increase bulb-wall temperatures considerably beyond the 100 to 110 F design temperature, particularly in enclosed multi-lamp troffers. Internal factors controlling the conversion of energy into light are changed, resulting in an increase in thermal activity and a corresponding decrease in light output. Bulb-wall temperatures in the range of 120 to 130 F, for example, are not uncommon in such fixtures. Losses

in potential light output can run as high as 15 to 20 per cent—an efficiency loss which becomes a serious economic penalty when reflected in air-conditioning costs.

As previously stated, energy consumed by the lighting system is dissipated by processes of convection, conduction, and radiation. Of the wattage consumed by a fluorescent lamp and ballast circuit, slightly less than one-half is emitted as radiant energy having a greater proportion of invisible short-wave infrared to visible light energy (1). Since only 18 per cent of the total input wattage is converted into light, the actual distribution of absolute energy, both light and heat, becomes an important consideration in heat-transfer studies. This should be true in any system analysis, whether visual or thermal, because of its ultimate effect on the space to be conditioned.

It is obvious from the temperature-sensitivity characteristics of fluorescent lamps that a relationship exists between the lighting efficiency and the heating ability of lighting equipment. Lighting efficiency is an inverse measure of the amount of light absorbed within the fixture. Since short-wave infrared energy follows the path of light, this, too, is absorbed and re-radiated, along with convection-conduction heat, to the room surfaces and, in the case of recessed troffers, into the ceiling cavity. Uncontrolled heat build-up within the troffer can only result in a greater proportion of the power consumed being converted into heat rather than light energy.

Actual heat-distribution curves for recessed troffers, plotted for static conditions above and below the ceiling line, will vary with fixtures configuration. Factors influencing the isotherm will include the number of lamps, type of en-

closure, and the material and shape of the troffer housing. Of the total heat gain from a 2' x 4' enclosed troffer with four 40-w lamps, as much as 70 per cent will enter the room, with the balance distributed upwardly into the ceiling cavity (2). A complete reversal of this curve would be the immediate goal of any heat-transfer system.

Convective Heat-Transfer Methods

The most obvious method of reducing the effect of the lighting load is through removal of heat energy at the source. In addition to a reversal of the heat penetration curve, a transfer system could intercept a temperature-controlling influence within the lighting equipment to achieve as near optimum operating conditions as possible. Properly controlled temperatures within a lamp compartment will produce maximum light in the downward radiant-energy component.

In general, central plant conditioning systems may be placed in either an "all-air" or "air-water" category. Each type utilizes a basic element which may be used to effect convective heat transfer (3). In an "air-water" conditioning system, the primary coolant is chilled water, which may also be directed through coils affixed to or integral with the outer surfaces of recessed troffers. Heat energy transferred to the water by radiation and conduction can be piped to cooling towers for dissipation, or to the coils of terminal units or radiant panels in exterior building zones to supplement heating requirements. In an "all-air" conditioning system, as the term implies, all of the cooling is accomplished by air, the return of which may be induced to flow through the housing of recessed troffers. Heat energy transferred to the return air by radiation

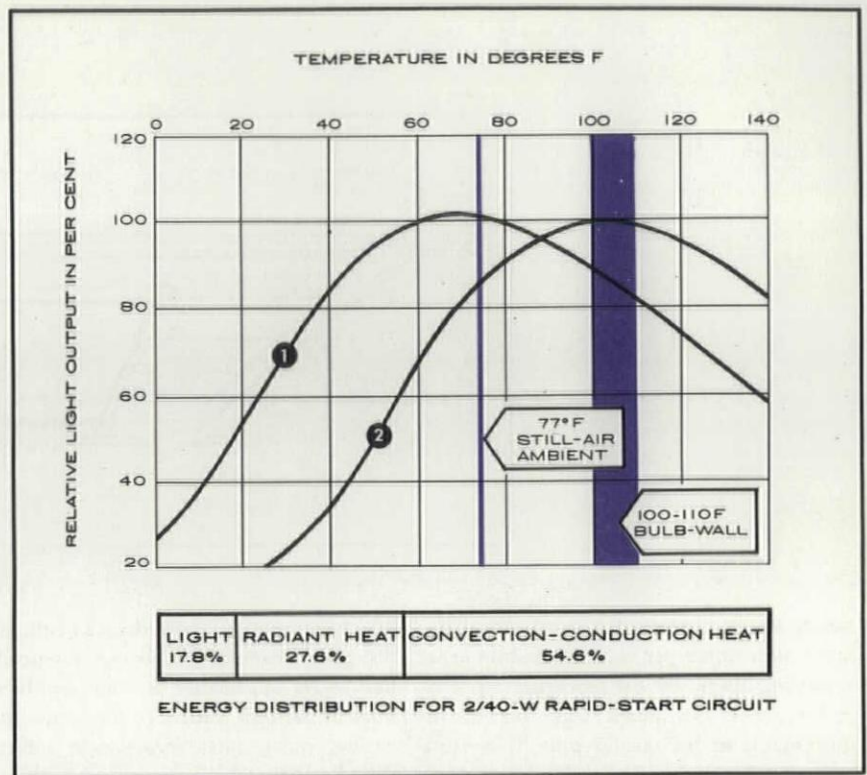
and convection can be expelled outside the building or filtered and mixed with primary air to supplement heating requirements in exterior building zones.

A further analysis of "air-water" and "all-air" central systems reveals that both types have a common denominator. Although water is the cooling agent in an "air-water" system, sufficient air must also be circulated for proper ventilation and dehumidification of the occupied space. If ventilating air were to be returned through troffers in the manner of the "all-air" system, the obvious expense of many water coil connections will have been circumvented. Although water is over 200 times more efficient than air as a thermal conductor, air is considerably cheaper to provide. Also, the utilization of return air for heat transfer offers an additional bonus in the ease with which quantities of air may be moved within the plenum created by a suspended-ceiling cavity.

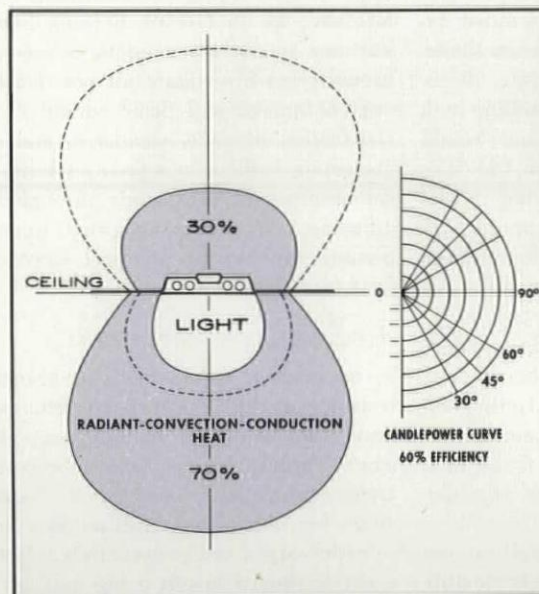
Role of Air-Diffusing Troffers

Combination light-and-air-diffusing troffers are the product of two separate developments in building technology. The architectural trend toward modular planning principles in building design introduced the requirement for a greater degree of integration in the ceiling plane. Flexibility in space planning through expandable modules, as visualized by this concept, dictated placement of a lighting element in each ceiling module. Extensive research into illumination levels resulted in findings which, when put into practice, paralleled this trend by establishing the visual need for an individual lighting element in each average-size module.

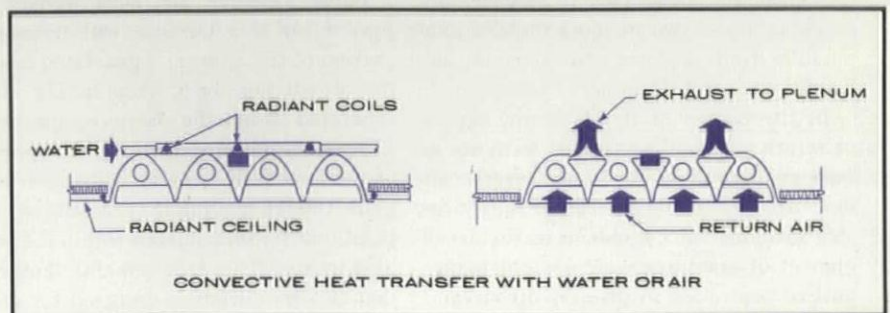
Practical application of these planning principles became a merry-go-round of more light area per sq ft of ceiling requir-



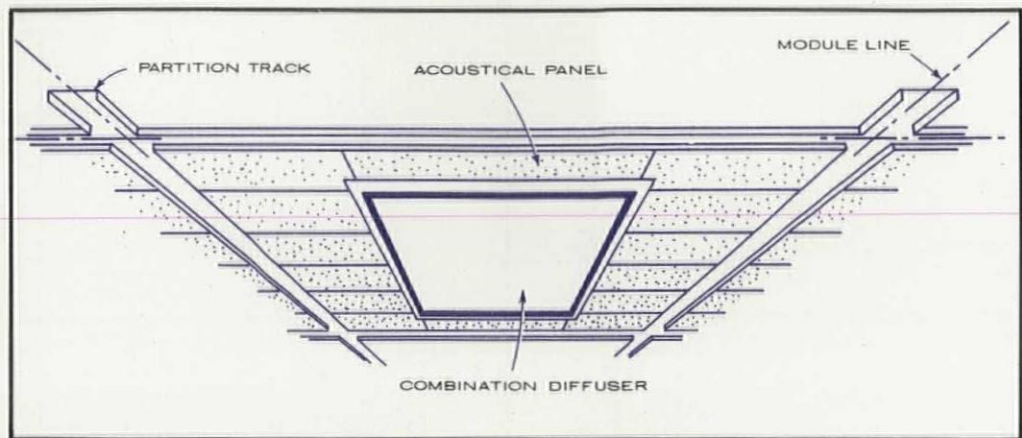
1



2



3



4

ing more air changes per hour, requiring more air volume per sq ft of module area, requiring more air diffusers per sq ft of ceiling area. Consistent with flexible requirements of the master plan, it became evident that service demands placed upon the system could best be achieved if air diffusers were also placed in each ceiling module. Unfortunately, already objectionable ceiling clutter was compounded beyond aesthetic as well as economic limits. It was apparent that a single, flush-mounted element capable of handling both light and air-diffusing functions would provide a much-needed solution (4). The technological merry-go-round had circled back to pick up a concept of product integration that had been introduced more than a decade ahead of its time: the combination light-and-air-diffusing troffer.

In coming of age, air-diffusing troffers were initially introduced for the singular purpose of supplying air. Application studies revealed that if the demands of flexible space planning were to be met, the troffer must be capable of selective use either as a supply-air outlet or as a return-air inlet. Since floor or wall returns are not applicable to completely flexible interiors, the availability of a single element in each module (handling either supply or return-air flow interchangeably) could make "all-air" systems flexible on an expandable basis (5). In essence, any combination of two or more interior-zone modules could become self-sufficient, air-conditioned, and illuminated spaces.

In the course of development, supply or return-air-handling troffers were not as easy to perfect as a simple reverse air flow direction would indicate. Product design included such problems as the development of apertures which would induce desired aspiration in primary air streams

and minimum pressure drop in return-air flow. For interchangeable use, the product had to be applicable to duct supply and duct or plenum return. In the latter application, units must incorporate sufficient sound attenuation to prevent objectionable over-the-partition sound transmission.

Of equal importance was the requirement that the troffer maintain proper performance as an electric lighting fixture. For use as air-return inlets, it was also necessary to investigate all possible hazards of smoke and flame spread to the satisfaction of code, standards, and fire-protection bodies. In a final analysis, the achievement of air return through air-diffusing troffers as a recognized function became the key to practical convective heat transfer.

Air-Exchanger Parameters

Two schools of application have branched from the air-diffusing troffer development, both recognizing the lighting heat problem to varying degrees. One embraces the architectural and mechanical requirements for which these multipurpose units were developed and has generally followed a checkerboard layout using half of the troffers for supply and half for return. The other turns to the complete utilization of all troffers in a layout for air return to accomplish heat removal.

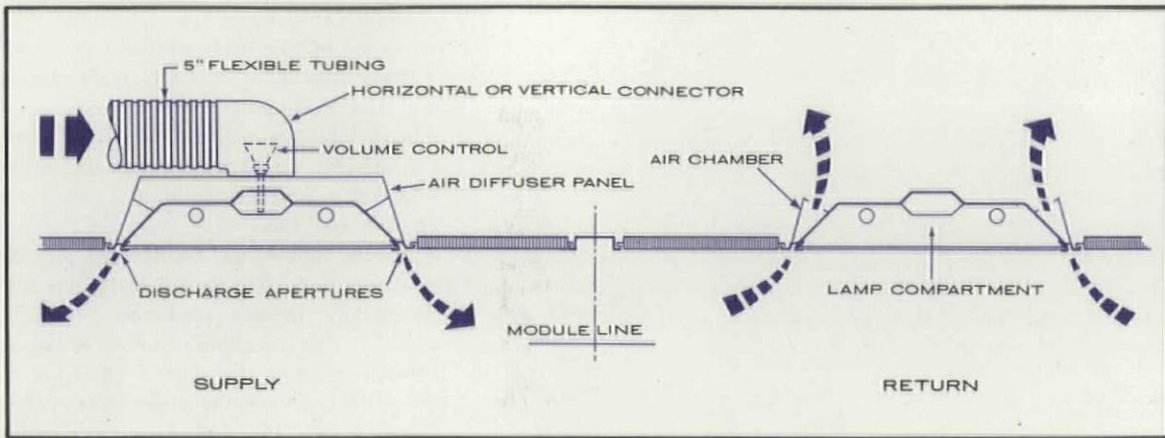
When handling air, most troffers approved for this purpose will transfer a portion of the internally generated heat to the air stream, even when supply air is separated from the lamp compartment (5). In supply applications, that portion of the heat load is being converted internally, thus cancelling the necessity of compensating for its influence within the occupied space. The fact remains, however, that troffers currently designed for selec-

tive supply or return are not very efficient for heat transfer and cannot be effective heat converters. Heat-transfer efficiency requires maximum temperature rise in a return-air stream entering the troffer at 0 F temperature differential. The same design handling a supply-air stream at a 20 F temperature differential would impart severe cooling of fluorescent lamps.

Research into the parameters of integrated lighting, cooling, and heat transfer has developed a design which accomplishes all three functions at one time—an air-exchanging troffer combining simultaneous air supply and return with increased light-producing characteristics.

As illustrated, the exchanger delivers air in a manner normal to air-diffusing troffers (6). Room air is exchanged by inducing return flow through the troffer housing from end-to-end. Thus, supply air is delivered in a crosswise direction and returned in a lengthwise direction with respect to lamp orientation. Maximum heat rise in the return-air stream is accomplished by convective transfer throughout the length of heated surfaces within the enclosed lamp compartment, i.e., the hot glass walls and cathode ends of fluorescent lamps, reflecting metal surfaces, and glass enclosure. Conditioned air is delivered through a bridgelike air panel straddling the midportion of the exchanger. Heat rise in the supply-air stream is prevented by spacing walls of the air panel apart from the troffer. The air panel may then be further insulated from the heated cavity ambient by wrapping with an insulating blanket.

Heat-transfer characteristics of the air exchanger may be applied to both "air-water" and "all-air" systems. Approximately .4 cfm per sq ft of supply air is needed with induction systems to provide

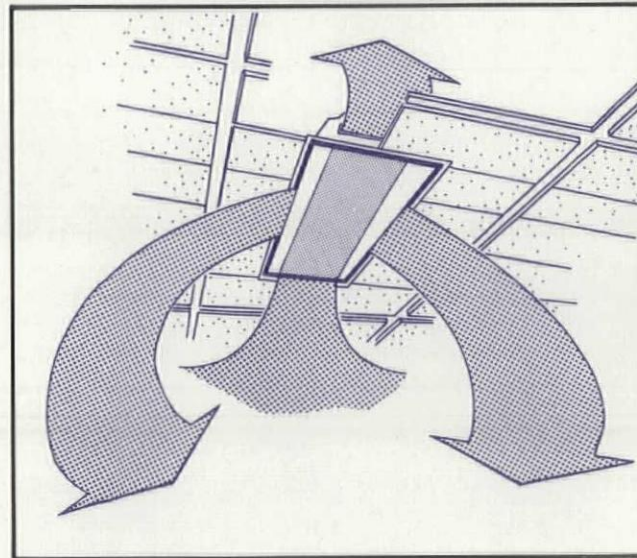


5

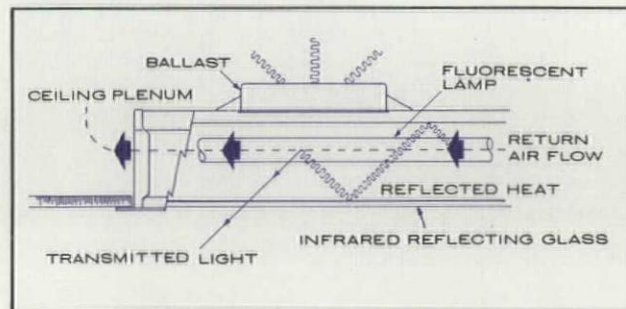
for ample dehumidification and removal of odors. In "all-air" systems, necessary air movement for six to eight air changes per hour can be achieved with 1 to 1.3 cfm per sq ft. Based upon office building modules averaging from 18 to 25 sq ft in area, and 9 ft ceilings, the volume of air available for return through the exchanger will range from approximately 10 to 30 cfm. Considering one exchanger per module, effective heat transfer can be achieved in this volume range. For example, a 2' x 4' exchanger can transfer the equivalent of 45 per cent of the lamp wattage to a 20 cfm return-air stream.

In terms of relative light output, performance of the air exchanger yields an equally important dividend. The effect of uncontrolled heat build-up within a troffer, and resulting losses in the light-producing potential of fluorescent lamps, has been described. Through heat removal, the lamp compartment of the exchanger is cooled and bulb-wall temperatures are maintained at near optimum for maximum light output. By comparison with static conditions, operating units can produce at least 15 per cent more light than identical units with exhaust dampers closed.

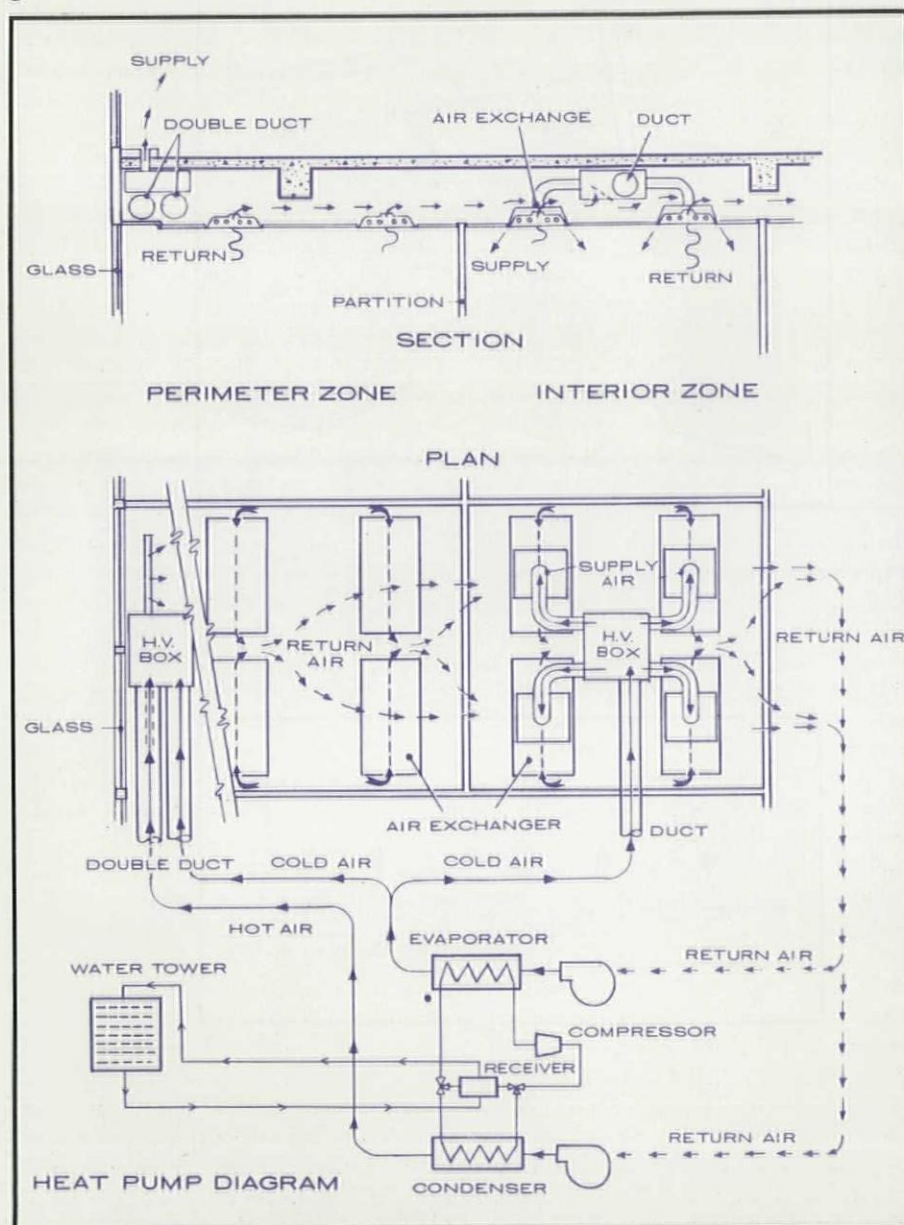
The air exchanger introduces for the first time a capability of removing a heretofore untouched segment of the lighting heat load: invisible infrared radiation. By employing techniques developed to filter out the heat in motion picture, television, and photographic studio lighting, prismatic-glass panels can be employed which separate light and heat. The heat-reflecting filter is produced by applying an optical interference coating to the prismatic panel by vacuum deposition. The coating is essentially transparent to visible light but reflects almost all of the long-wave infrared energy back into the ex-



6



7



changer, where it is absorbed and picked up by the return-air stream. By combining the heat-transfer mechanisms of thermal convection and thermal radiation, an exchanger can transfer the equivalent of as much as 60 per cent of the total lamp wattage into a 20 cfm return-air stream (7). Discounting that portion of consumed energy which is emitted as visible light, the product would be 70 per cent of the total lamp wattage available in the form of generated heat.

Special allowance factors for air exchangers in cooling-load calculations will necessarily include variables for individual design, size, and number of lamps utilized. Heat is transferred by virtue of an existing temperature differential. Since temperature difference is the potential which causes transfer, these factors must be included in the thermal-convection equation. In radiant-heat transfer, a change in energy form takes place, from internal energy within the lamp to electromagnetic energy for transmission, then back to internal energy in the exchanger housing. The amount of radiant energy absorbed for convective transfer is again proportional to the number of lamps and surface area. For example, a 2' x 4' exchanger with four 40-w lamps can transfer 30 per cent more heat with infrared-reflecting glass than with an identical uncoated glass enclosure. When equipped with two 40-w lamps, the transfer percentage would be reduced to a little less than half of that amount.

It may be concluded that the heat-transfer function of an air exchanger becomes increasingly important as foot-candle levels increase. Similarly, as numbers of lamps increase, shielding of infrared energy from the conditioned space becomes increasingly attractive. It should be observed that the use of infrared-reflecting enclosures and the cooling effect of convective air currents become inseparable, otherwise light output losses from the increased internal thermal activity would offset any possible advantages from filtering alone.

Engineering of Systems Design

The introduction of air-exchanger lighting to commercial buildings indicates the need for a re-evaluation of electrical and mechanical service systems. Because of many variables of building type and geographic location, a complete economic analysis is not feasible. For individual project analysis, studies should include: (1) the effect upon conditioned spaces; and (2) the effect upon conditioning systems.

Two interrelated environmental effects are produced by the air exchanger. The

required illumination level for visual needs can be provided with up to 15 per cent less wattage than before. At the same time, the conditioned space receives only one-third of the heat energy normally radiated into it. Removal of this sensible heat gain by controlled energy distribution reduces cooling-load requirements. When applied to interior-zone conditioning, the result may be calculated in terms of lower air quantities or temperature differentials to be handled by the supply cycle of those exchangers selected for primary air supply.

Reduction in refrigeration plant capacity as a result of reduced cooling-load requirements is only one part of the total energy-distribution diagram. Unless the heat energy which has been removed from the illuminated space can be utilized, it will again become waste energy. One of the paradoxes in building today is the method wherein energy is used to cool the heat generated in one part of a building, while additional energy is consumed to simultaneously provide heat for other parts of the building.

Most building codes specify the amount of outside air which must be introduced for ventilation. Usually, an almost equal amount of waste air must be exhausted to allow for air intake. Many large air-conditioning systems revert to the total use of outside air for cooling when the outside temperature reaches about 50 F, to reduce the cost of cooling high interior-zone loads. Since this intake volume must also be exhausted in one manner or another, some installations have adopted the principle of exhausting through troffers to remove the lighting heat load. Although these systems can no doubt effect economies at certain periods and locations, it must be remembered that, at temperatures below 50 F, heating will usually be required in some exterior zones of the building. Thus, the left hand is throwing away heat while the right hand is busily providing it.

The use of outside air as a replacement for air exhausting of lighting heat loads has additional, and perhaps more hidden, economic wastes. Experts in the field of air purification are pointing to the growing contamination of air in metropolitan areas which are, in fact, the building centers of our country. Examples are being found wherein dust filters and activated-charcoal cells load up much faster purifying outside air than handling return air inside the building. In consideration of the costs involved in heating and cooling the enormous quantities of outside air and our growing ability to achieve total treatment and subsequent

re-use of inside air, perhaps the sealed building environment, not unlike that of a modern submarine, is in the not too distant future.

Designing for the separation of outdoor influences on indoor comfort emphasizes a need for the development of more efficient heat-pump systems for total conditioning. It is in combination with the closed reverse-cycle conditioning system that air-exchanger designs offer the greatest potential in effecting economies. Air-to-air heat pumps, operating on a reverse-cycle principle, are utilized to pump heat out of a space during warm weather, and by automatic switching, reverse the cycle by extracting latent heat from air and transferring it to the space during cold weather. Due to average temperature gradients between indoor-outdoor conditions, summer differentials amount to only 15 to 20 F, whereas 70 to 75 F differences can be common in winter. Thus, if the pump is sized for the cooling load, electrical-resistance heating or supplemental boilers must be installed to provide the additional heating needed in winter. If, on the other hand, the heat pump is installed to meet the greater indoor-outdoor temperature differences in winter, lower summer gradients represent excess cooling capacity.

The availability of a constant source of heat energy, 90 F air for example, delivered from air exchangers to heat pumps of the staged-cycle type should materially reduce installation and operating costs. Optimum efficiency would be realized if an over-all balance of heating and cooling requirements could be achieved by automatic transfer or removal of heat within the building. During winter operation, the pump can extract heat from air delivered to it from interior zones and transfer the heat in stages to satisfy the requirements of any number of exterior zones (8). In summer operation, excess heat would be extracted from the return air and transferred to a cooling tower. The adaptability of such systems to the many variables wherein solar influences require cooling on one side of a building and heating on the opposite side are readily apparent.

Although load patterns vary more widely in exterior zones, it is often desirable to introduce interior-zone control or satisfy changing space conditions. Thermostat-controlled mixing of cold air and warm air from high-velocity, double-duct systems is usually employed to obtain the desired supply-air temperature. Variations in air temperature are also achieved by terminal reheat, with coils tempering supply air at the outlet. With a constant heat source readily available from air ex-

changers, it is possible to achieve interior-zone control without resorting to double duct or terminal reheat. Induction boxes which filter and mix the air returned to the ceiling plenum with primary air delivered in a single-duct system can easily provide the small temperature differences usually required to satisfy interior-zone conditions.

Regularly scheduled in-service maintenance of air exchangers should be observed for continued bonus in light output. Although relatively small quantities of return air are handled by each unit in the average installation, depreciation due to dirt can be expected to be somewhat greater than that attributed to normal convective infiltration in recessed troffers. Until the hermetically-sealed building becomes a practicality, outside-air contaminants and those brought into the building by people will continue to be a problem solved only by good housekeeping. Great strides have already been made, however, in the field of electronic air purification. Electrostatic filters are capable of removing 90 per cent of the particulate matter from supply air. Another system may best be described as electronic disintegration of dust and dirt into particles so small that they literally become a part of the atmosphere. In passing through a high-voltage static field, dirt and dust borne by the air stream are bombarded to minute size. At the same time, the negative charge developed in the static field negatively ionizes the particles, causing them to be repelled from interior surfaces.

The development of new products and new methods which depart from the old represent a positive approach to one of the building industry's greatest problems—a feudal system wherein subindustries operate within very limited fields, each surrounded by a moat of tradition. The air exchanger is, perhaps, indicative of a co-ordinated trend of thinking being advanced through research. As may be expected, when pooled interests are applied to a problem, these same interests may be identified in the solution. From a lighting viewpoint, the thermal barrier can be pushed back, possibly far enough to gain time for the perfection of efficient electroluminescent sources. A new dimension in flexibility is achieved in the field of air-distribution engineering. Architectural desires have produced a blending of three separate ceiling-plane components into a single functional, yet aesthetic, design. And, as systems analysts, the architect and consulting engineer will both find a component for potential economy and improvement in the operation of environmental systems.

Re Kiesler: Additional Comments

Dear Editor: I knew you were preparing something on Frederick Kiesler but I was pleasantly surprised by the importance and quality of your article (JULY, 1961 P/A). I congratulate you most sincerely.

It is heartening to see that a professional magazine is still able to break its material bondage to devote almost a complete issue to the spiritual gratification of pure creativeness, foresight, and courage.

I have often been amazed to see how little architects really know about the work of Frederick Kiesler. Yet what would we do without the Kieslers? It is the old, sad story of the unaccepted creator and the successful executants (or executioners?).

Congratulations to P/A.

PAUL F. DAMAZ
New York, N. Y.

Dear Editor: Your article on Frederick Kiesler is a worthwhile and sparkingly handled piece. Kiesler, to be sure, isn't quite what he thinks he is, but that is true of us all. You very wisely did not particularly endorse his reading of past events. What you did succeed in doing was to bring out the valuable aspects of a long and devoted career of teaching the ideas that can feed architecture.

It would be peculiar to write this note without commenting on P/A as a whole. I believe it has contributed in a most signal way to the remarkable improvement in U.S. architectural reporting that, three or four years ago, I would not have believed possible. What I particularly like about P/A is that it follows no formula that I am aware of—particularly no foreign one—and thus can be construed as a genuine native manifestation, symptomatic of our potentials.

If you could only find a way now of making the magazine easier to read through without offending your advertisers. Whether or not this is possible, please rest assured that you have one more enthusiastic reader.

EDGAR KAUFMANN, JR.
New York, N. Y.

Dear Editor: I have kept myself with considerable effort from crying out loud about your New Sensualism, New Chaoticism, and I shall hold on to myself even now that you have discovered the past of Friedrich Kiesler. You must have been the last

man alive who had not heard about it.

Apropos Perret's "first building with a concrete frame in 1921"—what does Kiesler think held up Hennebique's Tourcoing Mill in 1895 or Perret's Rue Franklin in 1903—*korsettstangerin*?

SIBYL MOHOLY-NAGY
New Milford, Conn.

Dear Editor: A good piece. Had Howard Myers lived, Kiesler would have risen higher. Glad to see you're Howard's executor. Incidentally, the Eighth Street Theater was my investment when I was 22 and I still have it.

CHARLES ABRAMS
New York, N. Y.

Dear Editor: I took great delight in your article on Kiesler. A man so full of wonder, capacity to think, and desire to invent is the maker of other men. Through his work he teaches.

LOUIS I. KAHN
Philadelphia, Pa.

Dear Editor: Congratulations on your interesting piece on Kiesler! It helped many of us to get to know this interesting artist.

I. M. PEI
New York, N. Y.

Dear Editor: Your interview with Frederick Kiesler is a long overdue acknowledgment of his enormous vision and creativity.

Louis Sullivan called the Sagrada Family Church of Gaudí "the greatest piece of creative architecture in the last twenty-five years"—this in 1922. ("Lieber Meister" passes over the house for the Coonleys.) What would he have said of Kiesler? The touchstone of Kiesler is his concept of continuity. Can this be what Sullivan meant?

You are considering architecture now. As Bassetti said, "Modern architecture is dead." What a wealth of history you can now present in your pages. Walter Griffen and Marion Mahoney, Bruce Goff, Utzon, all deserve recognition. It must be clear that not everyone is confused or distressed about architecture. Kiesler proves that—and in plain English, too!

JOHN C. McEWEN
Rodriguez Design Associates
St. Louis, Mo.

Dear Editor: As one of his oldest friends and a sometime collaborator, your article on Kiesler gave me great pleasure.

To my surprise, I found on page 114 the reproduction of one of the snapshots taken at the "Internationale Ausstellung neuer Theatertechnik," Vienna, 1924. The caption, unfortunately, contains a mistake. The four people shown are: Kiesler (seated in foreground); the man standing behind him on a chair is not van Doesburg but Enrico Prampolini, the Italian futurist; van Doesburg is shown standing on the floor at the left, in a light suit and white spats, and is back to back *with myself*.

B. F. DOLBIN
Jackson Heights, N. Y.

Space, Form, and Architecture

Dear Editor: Donald Leslie Johnson's article on Form and Architecture (JUNE 1961 P/A), along with a previous article on Louis I. Kahn's work and philosophy of architecture (APRIL 1961 P/A), foreshadow a renaissance in right thinking, a turn to meaningful reality in design which promises a future development in architecture that can cope with and effectively express the changing multiplicity of our life and culture and at the same time emphasize its essential oneness.

Mr. Johnson considers the universality of form as the underlying, unifying factor in architecture and that which determines beauty in buildings without which they would not be architecture. He does well to destroy the narrow, unimaginative interpretation of the phrase "form follows function." But that phrase, we must remember, did good service in that it liberated form from its absolutist connotation. Human function, we know, is infinitely varied; therefore form, which, as Mr. Johnson would have it, must be organically coordinated with function, must be infinitely varied also. In this sense the phrase still holds true.

So far, all the discussion has been about form. Our old friend space—organized space, interpretation of space, continuity in space and time—all these concepts seem to have fallen by the wayside of our thinking. Mr. Johnson does mention at the end of his article "all the mutually interacting material, *spatial* and *temporal* configurations" and combines them with function to "make them one so that form and content are inseparable."

My feeling is that form and space are inseparable. The universe, according to Albert Einstein, is a "space-time continuum," and all phenomena take place in space and time. Certainly the architect, in planning his building, is conscious of space relations and, in his imagination, must be conscious of movement in time—the days, the seasons, and people in their

comings and goings and in their activities. Thus the building takes "form" in space and time.

To explain what I mean, I will rewrite Mr. Johnson's paragraph in which he describes Mr. Wright's work and will underline my interpolations.

"Wright's sense of the organic forms necessary to produce a building involved, for him, consideration of what was to be seen in *the spaces that we call* its rooms, what was done *in those spaces* and how people arrived *in space time*. Look at the magnificent corridors in his houses where his knowledge of the forms of motion *in time*, of light and its patterns *in space time*, and of matter arranged in repetition or sequence *in space* are dramatically developed."

I cannot help thinking that Mr. Wright himself considered matter as *space*—hence the continuity and the oneness of form and space in his buildings.

SILVIO ZANETTI
Cambridge, Mass.

Moses Achieves Biblical Stature

Dear Editor: I have always looked to your editorials on the last page of P/A for a goodly bit of motivation in this era of madly competitive architecture.

Bravo for your (JULY 1961 P/A) "P.S." Little Seattle will outshine the New York conglomeration. The New York World's Fair will be a real "circus." Cheer up: every great metropolis, it seems, has its "Moses." I have always believed the Commandments were entrusted to Moses for some kind of orderly society.

LOUIS F. PACHECO
Chicago, Ill.

Penn Station Demolition Deplored

[For additional comments on Penn Station, see last month's NEWS REPORT—ED.]

Dear Editor: The proposal to tear down Pennsylvania Station to provide a site for the new Madison Square Garden is of serious concern to the National Trust for Historic Preservation. The City of New York has already been extremely reckless with its architectural monuments and can ill afford to sacrifice another.

A scholarly and extensive six-year survey of the major historical and architectural monuments of the city, inaugurated by the Municipal Art Society, was completed in 1956. In that interim, more than one third of the buildings scheduled to be appraised as worthy of preservation had been razed, including many that had been given the carefully evaluated designation of "Nationally Significant."

The National Trust is a nonprofit educational organization chartered by Congress but supported wholly by private dues and donations. We are charged with the responsibility of encouraging public participation in the preservation of sites, buildings, and objects significant in American history and culture. Ours is a role of friendly persuasion rather than legislative action, but we have in that role the support of more than 340 powerful and dedicated organizations including the American Institute of Architects and small groups formed to preserve single sites or structures.

It is on their behalf that we shall seek public opposition to the proposal to raze Pennsylvania Station. Surely, as part of well considered city planning, there are sites far more suitable to the uses of the new Madison Square Garden whose location would be more felicitous in the terms of handling the traffic volume involved.

In the Municipal Art report, Pennsylvania Railroad Station was placed in Category 3 in the list of buildings in the Borough of Manhattan which they nominated for protection. This terminal, designed by McKim, Mead & White in 1906, is an architectural monument worthy of preservation. The financial problems of the railroads no doubt are having some influence in their seeking to dispose of these expensive investments; or, as in the case of Grand Central Station, to seek to chop up the handsome interior into bowling alleys and other income-producing units.

The need for these two great terminals will remain. The problem of the financial relief of the railroads, especially those serving commuters, is for those who are concerned with the growing crisis in the problems of mass transportation in all of our metropolitan areas today.

On behalf of those who are concerned for the preservation of structures of great architectural merit, the National Trust for Historic Preservation would urge a serious reconsideration of the proposal to demolish Pennsylvania Station.

ROBERT R. GARVEY, JR.
Executive Director
National Trust for Historic Preservation
Washington, D.C.

Dear Editor: The announcement that Pennsylvania Station is to be razed to street level and replaced with a sports arena and a congeries of unrelated but profitable enterprises, brings three issues to focus: (1) Have the railroads so completely capitulated to the airlines that a series of low-ceilinged, concession-strewn rat mazes is the best gateway to New York which they now can offer? (2) Can the

City afford to leave problems of transportation, transit, and the major traffic of sport spectacles to chance and private choice? (3) Do enough New Yorkers feel sufficiently strongly that this is a monument worth saving for its own sake?

The first point is so complex only experts should attempt an answer. But technicians are apt to overlook the obvious. The railroads' future will depend in part on how the public feels about them. How the public will respond, though perhaps unconsciously, to the degradation of railroad service will have its effect on the terms of their franchises, their tax status, and hoped-for subsidies.

To decide the suitability of this site for a sports arena, the City, fortunately, has an effective Planning Commission. Even a Master Plan no longer seems an obtainable dream. Meanwhile, the Commission can be relied on for honest, able, and impartial answers.

To approach the last question, the Mayor has recently appointed a committee to devise ways and means of preserving structures whose historic and aesthetic importance has real value to the community. New Orleans, Boston, Providence, Charleston, and Philadelphia—not to mention Paris and London—have pointed the way. Naturally, an official list of protected structures and districts must be prepared with caution, after open hearing, and with due consideration of private interests. When adopted, it should soon be accepted as a normal part of the controls on land use, such as the zoning restriction and the building code. There will no longer be the need, as each crisis develops, for an aroused citizenry to hurl itself into the path of the bulldozers.

In the meantime, while awaiting these answers, one further and more fundamental question can be asked: Is the proposed new building, for its own purpose in its own idiom, going to be as inspiring a design as McKim, Mead and White's was for its purpose in 1906? There is no reason why it cannot be. There is an opportunity and an obligation here to give the public something more than a run-of-the-mill commercial structure.

If the challenge is met boldly, imaginatively and generously, then, certainly, it will be preferable to the slow death by desecration that is taking place at Grand Central. If, however, the promoters are timid and pinch-penny, we will all be the losers. Once more New Yorkers will have stood idly by while old grandeur is sold for new shoddy.

HARMON H. GOLDSTONE
President, The Municipal Art Society
New York, N. Y.



Extent of Architect's Liability in Construction Financed by Bond Issue

BY JUDGE BERNARD TOMSON AND NORMAN COPLAN

P/A's legal team discusses a recent court decision that involves the extent of an architect's liability to his engineer if costs exceed amount specified by bond issue.

Is an architect liable to his mechanical or electrical engineer if the cost of executing the engineer's plans, when added to the structural cost, exceeds the bond issue? The Supreme Court of Michigan has recently answered this question in connection with plans which were furnished to a school board for a high school building (*George Wagshal Associates, Inc. v. West*, 107 N.W. 2d 874).

In this case, a school district had authorized a bond issue in the sum of \$750,000 for the construction of a new high school. The plaintiff, an engineering firm, had been retained by the project architect to furnish the design for the electrical, plumbing, heating, air-conditioning and ventilating facilities for the school. Plaintiff was advised, prior to the drafting of any plans, that the funds available for actual construction would be approximately \$620,000. When bids were taken after the completion of plans and specifications, the lowest bid totaled \$842,750. Consequently, the high school, as designed, was never constructed. The engineer, who had not been paid, instituted an action against the architect and the school board for the monies allegedly due as compensation for services rendered. The trial court dismissed the action, and an appeal was taken.

The total bid of \$842,750 was composed of \$509,750 for the structural work, \$67,000 for the electrical work, and \$266,000 for the mechanical work. The electrical and mechanical phases totaled \$333,000, or 39.4 per cent of the total construction cost, as compared to 60.6 per cent for the structural phase of such cost. On the basis of the avail-

ability of \$620,000 for actual construction, the structural phase amounted to 80 per cent of the available funds, and the electrical and mechanical phases amounted to 55 per cent of such funds.

The defendants contended that the engineer had "overdesigned" his part of the work. The plaintiff, on the other hand, argued that the building was too large, and the facilities required too great to be built with the available funds. The Court, in summarizing the plaintiff's argument, stated:

"Plaintiff contends that because the school was located in a semiurban area and outside the limits of the village of Romeo, unusual problems were presented, consisting of extensions of water lines and sewer lines from the village to the school property, extensive yard drainage, water tower and pumps because of inadequate pressure, and installation of a water-softening system. Plaintiff further claimed the school board required certain other installations which plaintiff considered to be more costly to design and install, such as wall-hung water closets as contrasted with floor-mounted water closets, and numerous other installations. . .

"Appellant [plaintiff] further contends the court erred in finding that the mechanical and electrical aspects in the construction of the school should not have been more than 33 per cent of the total construction, and, if in excess thereof, the plans were 'overdesigned.' Plaintiff contends the size of the structure designed and the facilities required by such design and/or by the school board should be taken into consideration in determining whether or not 33 per cent of the total construction cost was a reasonable figure. It also contends that the unusual circumstances of the construction of the school outside the village should be considered."

The Appellate Court, in affirming the judgment of the trial court, which denied any compensation to the engineer, ruled that the trial court was not in error "in holding the job was over-engineered when the figure reached 55 per cent of the amount available for construction." In this connection, defendants had presented expert witnesses who testified in substance that engineering, electrical, and mechanical costs, on

the average, should run between 25 per cent and 35 per cent of the total cost.

In any event, however, the Appellate Court stated that the principal issue involved was the question of whether an engineering firm that designs plans for a school building was legally obligated to present plans with a construction cost within the budget of the school board, regardless of the design of the building and the facilities demanded. In this connection, the Appellate Court stated:

"In its opinion denying relief, the trial court relied upon [citing cases]; all of which hold that an architect is obligated to bring in plans which will permit the building to be constructed at a cost not to exceed that set by the owner.

"Appellant [plaintiff] does not dispute these authorities, but contends that, while it is true an architect is obligated in this fashion, no such duty is placed upon the engineer.

"We think the trial court was correct in relying upon the rule established in these cases where, as here, the engineer and the architect were engaged in a joint project. In this instance, the engineer was present with the owner school board and the architect throughout the discussions, and, therefore, had first-hand information as to the amount of money available for the construction. We think it is bound under these circumstances to the same rule of law."

The Michigan Court's statement in this case, that an architect is obligated to furnish plans which will permit the building to be constructed for the amount of the bond issue, is appropriate to public works. However, unless the architect has guaranteed the construction cost of the project in his contract, the general rule in connection with private construction is that he will not be denied recovery of his fee unless the cost of erecting a building exceeds unreasonably his estimate of cost. The present decision, of course, does not discuss the responsibility of the architect to his engineer when the total cost of the project unreasonably exceeds the budget in non-public work.

Sticks and Stones May Break Our Bones

BY HENRY S. CHURCHILL, FAIA, AIP
A review of Lewis Mumford's new work,
The City in History: Its Origins, its Transformations, and Its Prospects. Harcourt,
Brace & World, Inc., 750 Third Ave., New
York 17, N. Y., 1961. 657 pp., illus. \$11.50

Lewis Mumford's *The City in History* is not for those architects and planners who are looking for a formula into which they can cast their own lack of ideas. For Mumford is not so much concerned with physical form as he is with spiritual and moral content. This content is contained in *The City*, which is a shell that has grown around man: it is man, and from it there is no escape. The City has pursued man down the ages; it has formed his civilization and been the instrument of his debasement and folly.

The sweep of the book is broad, the approach is synoptic, the point of view highly personal. As readers of Mumford's previous books (and particularly his critical articles) well know, it is the social and biological implications of architecture and city planning that interest him most. He cares little for aesthetics and nothing for structural or operational techniques; what matters, and what is essential, is how well human needs are served.

The City, which in his view is the formative factor of civilization, has not done this very well. In fact, it has done it very badly. He says that *The City* was first of all a place where people met to worship their gods, a place of mystery and fear, presided over by priests who soon became secular tyrants. How well this thesis would stand the test of anthropological scrutiny I do not know, nor do I think it matters, because this is the theme of the book and it must be accepted as such: that the origin of *The City* was a trauma of such magnitude that it has been its controlling illness ever since.

Therein lies all the strength, as well as most of the weakness, of the book, for in order to prove that there is trauma, and to remedy it, emphasis must be placed on

what is ill and not on what is healthy. Thus the most brilliant passages are the ones describing the seamier sides of ancient cities, their filth, physical and moral, and their almost complete lack of human dignity. Only for a few brief moments, in Athens, was this dubiously not so. Rome was utterly vile.

It was not until the Middle Ages that there appeared anything like social consciousness and social responsibility. These brought with them a whole series of new social functions and appropriate new—or modified—physical forms, among them hospitals, almshouses, city halls, new uses for the market place, universities.

These gains, moral and material, were wiped out by the final victory of the despots of the 17th and 18th Centuries. The physical order and political control which *The City* brought into the baroque way of life produced only a nullity of life, political sycophancy, and war. The rise of industrialism only shifted despotism from the ownership of land to the ownership of tools; *laissez faire* brought about a quite complete demoralization of whatever

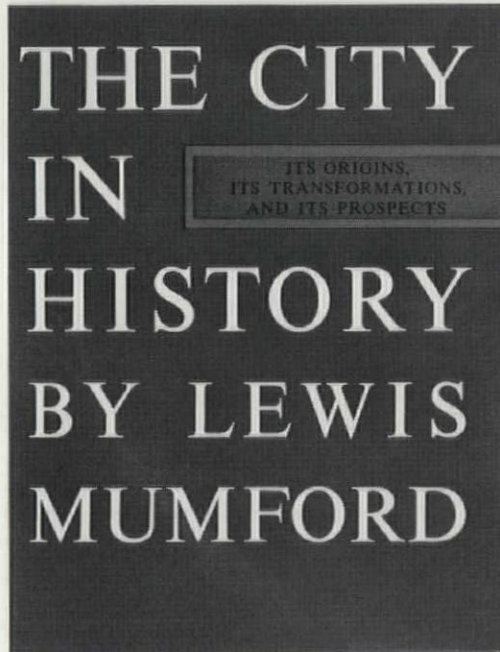
qualities the baroque city possessed.

Today, Mumford warns us, we must get back to human fundamentals. If the city is to survive, if civilization is to survive, we must discard our superficial well-being and assume hard virtue.

All this being true, it is of very little help to the architect or city planner. The omission of any aesthetic considerations raises sharply the question of the value of beauty as human worth: is all that we think of the Visual City as something uplifting to the spirit of man really nothing in the face of man's inhumanity to man? Mumford seems to answer in the affirmative.

The planner is also left in a dilemma. *The City*—and hence our civilization—is scabrous and worthless, and can only be redeemed by moral reform. But moral reform is not a function of the planner, although moral—i.e. Mumfordian sociological—understanding might be. Yet nowhere in *The City in History* is there any relation shown between the *form* of the city and moral values, no guide to the planner

Continued on p. 181





Reduction of Heating-Cooling Cost

BY WILLIAM J. MCGUINNESS

A simplified system of studying economic benefits of insulation for various types of occupancies, as its use affects required size of mechanical equipment and annual operating costs, is discussed by the Chairman, Department of Structural Design, School of Architecture, Pratt Institute.

A performance partnership for thermal regulation exists between the skin of a building and the interior equipment that provides the indoor climate during the uncontrollable and often unpredictable changes in weather. In general, there are only two kinds of skin materials: glass (or similar material), and surfaces opaque to light. In conventional buildings, the latter may be referred to as roofs and walls.

In the design process of a building, a consideration of the mass-relationship between glass and opaque areas must be included. Similarly, the quality of resistance to heat flow out of a building in cold weather, and into it in warm weather, is also a vital part of planning.

Dealing with glass is like holding a tiger by the tail. Its instantaneous response to solar energy, its high transmission factor, and its varying behavior in various orientations all contribute to the problem of handling it well.

The roofs and walls of a building present a more sober and stable problem. Texture, durability, weather-tightness, weight, fire resistance, economy, and a low thermal conductivity are all to be considered.

Architects and engineers have been weighing the economic effects of insulation, and it seems quite clear that it is economically desirable to achieve a

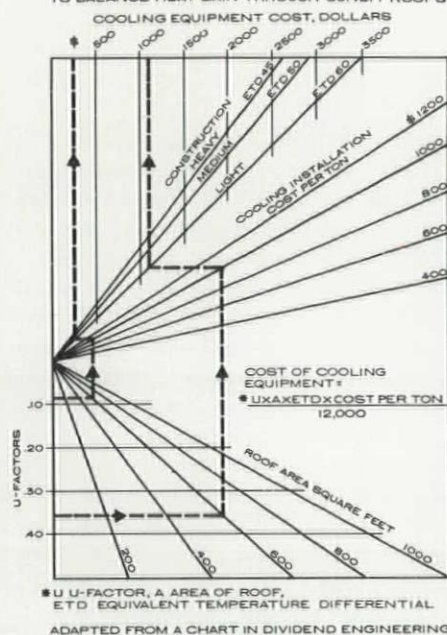
U-factor of 0.10 Btu/hr/sq ft/deg F or better for walls as well as roofs. Frequently this can be done with only a few inches of insulation. The profitable effects, of course, are to decrease the cost and size of heating and cooling equipment and to reduce its operating costs. These benefits, so well known and customarily used in frame residences, are applicable with equal importance to industrial and commercial buildings. Their acceptance, however, has been surprisingly slow.

The Owens-Corning Fiberglas Corporation has developed a service, in operation since January 1961, to advise and assist architects and engineers in the economic appraisal of the use of proper insulation in roofs and walls. Now, they are also studying the evaluation of pipe insulation and other related applications.

In conjunction with the application of their system, known as Dividend Engineering, they recommend that their nearest office be called for assistance in the use of standard evaluation forms that they have developed.

Recently, Guy B. Panero Engineers, New York, used Dividend Engineering data to analyze various possible roof insulation thicknesses for the new Singer Distribution Center Building, Syosset, N. Y. This analysis revealed that \$38,000 of additional insulation (4 in. vs. 1 in., U-factors of 0.063 and 0.21 respectively) would reflect itself in a \$91,000 savings on smaller heating and cooling equipment, because of the large reduction of heat loss and gain through the roof. The added insulation would also produce annual operating-cost savings of \$8930. Therefore, the cost of the added insulation is paid back to the owner in about four years. After that, there is a clear \$8930

APPROXIMATE COST OF COOLING EQUIPMENT TO BALANCE HEAT GAIN THROUGH SUNLIT ROOFS



annual return in addition to the original \$91,000 savings.

The importance of better insulation in masonry, metal, and other incombustible surfaces has been greatly stressed by Professor John Hancock Callender of Pratt Institute, and the late Charles Neergaard, Hospital Consultant. Their recommendations have often been reported on this page.

The chart shown is an example of the numerous charts included in Dividend Engineering. It indicates the savings in the cost of cooling equipment for 600 sq ft of roof, if the U-factor is improved from .36 to .09. The saving of \$850 (\$1100 minus \$250) is one of the many items that would enter the evaluation worksheets. It would be partly offset, of course, by the cost of the increased insulation.

CERAMIC TILE



Design for a modern kitchen
by Harris Armstrong, F.A.I.A

The many benefits of Ceramic Tile will make sense for both you and your clients in any residential, institutional or commercial project you undertake. See your local tile contractor for up-to-date information, including all the details on the new lower-cost installation methods and the new dry-set Portland cement mortar.

PARTICIPATING COMPANIES

American Olean Tile Co.
Atlantic Tile Mfg. Co.
Aztec Ceramics, Inc.
Cambridge Tile Mfg. Co.
Carlyle Tile Co.
Continental Ceramics Corp.
General Tile Co.
Gladding, McBean & Co.
Hood Ceramic Corp.
Jackson Tile Mfg. Co.
Jordan Tile Mfg. Co.
Lone Star Ceramics Co.
Monarch Tile Mfg., Inc.
Mosaic Tile Co.
Murray Tile Co.
National Tile & Mfg. Co.
Oxford Tile Co.
Pomona Tile Mfg. Co.
Redondo Tile Co.
Ridgeway Tile Co.
Robertson Mfg. Co.
Stylon Corp.
Summitville Tiles, Inc.
Texceramics, Inc.
Wenczel Tile Co.
Winburn Tile Mfg. Co.

TILE COUNCIL OF AMERICA, INC.

800 Second Avenue, New York 17, N. Y.
Room 933, 727 W. Seventh St.,
Los Angeles 14, Calif.
Room 207, 5738 North Central
Expressway, Dallas, Texas

CERAMIC

tile

Continued from page 175

who wishes to act thoughtfully, but who must act anyhow, because that is his job. And, if The City is of and in itself the product of an ineradicable trauma, if there is no escape, why struggle?

Mumford overlooks the fact that never before in history has there been such an effort made to deal with The City as a place for people. Never have there been so many studies trying to illuminate the things, physical and human, that make up the city pattern. The creature called "Urban Man" is just in his genesis, and we have much to learn about him. The process of learning is fun, and may even be worthwhile just because it is fun—i.e., man doing his damndest to do something for himself.

The City in History is full of insights and penetrating observations. It is a difficult book, but worth the effort. It must be thought about; it should have been fun to write.

An Intellectual Plum Pudding

The Golden House of Nero: Some Aspects of Roman Architecture. *Axel Boethius. University of Michigan Press, Ann Arbor, Mich., 1960. 195 pp., illus. \$15*

This is an odd book. It is odd in that the reader has no clear-cut conception of what he is embarking upon when he begins to read. "The Golden House of Nero," the Domus Airea from which the title derives, is not mentioned until the third section of the book and then only casually; bringing this point home is the fact that out of 109 illustrations only three relate to this edifice and even these are incomplete. Actually, the subtitle of the book, "Some Aspects of Roman Architecture," is more revealing.

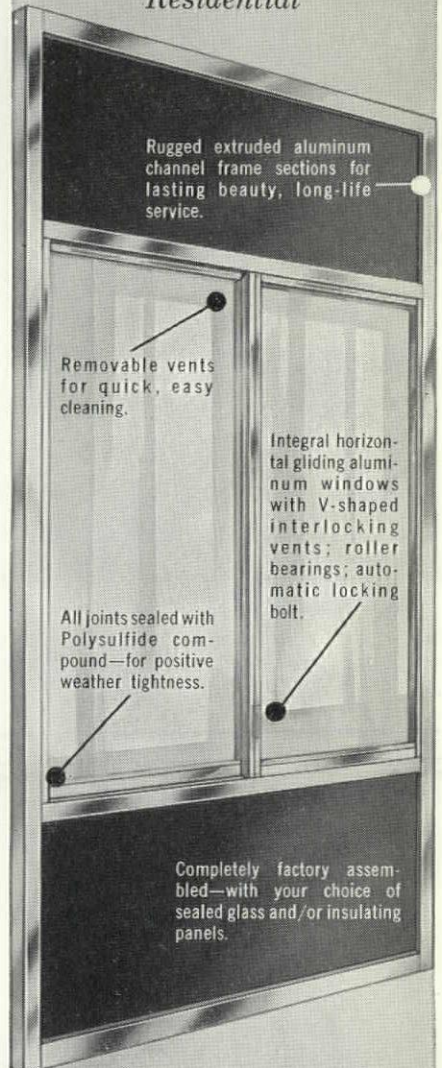
The author's primary preoccupation is with the evolution of town planning and architecture in Rome from the earliest times (or, as the chapter heading puts it, "From Earliest Roman Villages to Etruscan Urbanization") to Imperial Rome and its legacy of town architecture to the Middle Ages. In time, Dr. Boethius thus covers well over a thousand years of Roman architecture. Even this, however, seems confining to him, since in the process of following the emergence of Roman town architecture he explores a most bewildering array of items that impinge on his primary subject. One is treated to sudden digression and references into the fields of history, literature, husbandry, art, business, and government. This is a most pleasant ramble

Continued on page 186

Glidorama

...A VERSATILE APPROACH TO BEAUTIFUL, LOW-COST BUILDING

Commercial • Institutional
Residential



Custom fabricated to meet your specific design requirements, Glidorama Window Walls permit easier erection . . . provide more useable floor space . . . reduce labor, material and maintenance costs. Available for both monumental and light construction applications—in single and multiple story units.

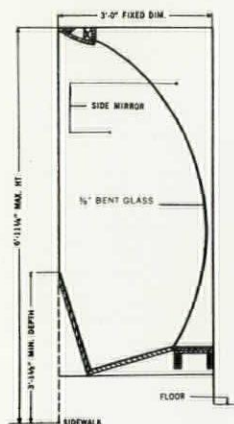
Write for Technical Bulletin GL-12. Glidorama, Division of Whizzer Industries, Inc., 353 S. Sanford St., Pontiac, Michigan.

Glidorama Custom Aluminum WINDOW WALLS

SEE OUR EXHIBIT AT N.A.H.B.
CONVENTION, CHICAGO, IN DECEMBER



THE ONLY THING CLEARER THAN NEW INVISIBLE GLASS IS NO GLASS AT ALL



New Invisible Glass is unlike any glass made. It does not reflect. Nor does it allow visual distractions. Shadows can never cloud its surface. **It alone, among all glass made, permits perfect viewing — total vision.**

Whether used in display windows or hospital nurseries, monitoring booths or showrooms, control towers or museums, Invisible Glass yields

complete, clear, undistorted, undistracting vision. It appears to be virtually non-existent.

Invisible Glass is incomparably luxurious. Its distinguished appearance and distinctive qualities render it continually appealing. Invisible Glass literally compels the viewer to look.

WRITE FOR COMPLETE DESCRIPTIVE LITERATURE AND TECHNICAL DATA.

IGC

INVISIBLE GLASS CORPORATION
400 MADISON AVENUE, NEW YORK 17, N. Y.





La Salle Street looking south from Chicago River

CHICAGO DISCOVERS that traffic congestion either ends at curbside or extends into building lobbies—depending upon the kind of elevating used. Why? Because there is more to completely automatic elevating than simply leaving the operator out of the car! Any elevator installation that fails to provide complete automation for all of the constantly changing, widely varying traffic patterns that occur throughout the day and night—invites curtailed service, long waits and traffic congestion. This applies in a like degree to the greatest skyscraper and the smallest commercial or institutional building. How do tenants and visitors react? After all, they are people. They react in a like manner to elevator service. And a building's reputation soon reflects their reactions. The mark of a CLASS "A" building—large or small—is completely automatic AUTOTRONIC® elevating. It accurately predicts and delivers a magnificent performance. Since 1950, more than 1,100 new and modernized buildings across the United States and Canada have contracted for AUTOTRONIC elevating by OTIS—the world's finest!

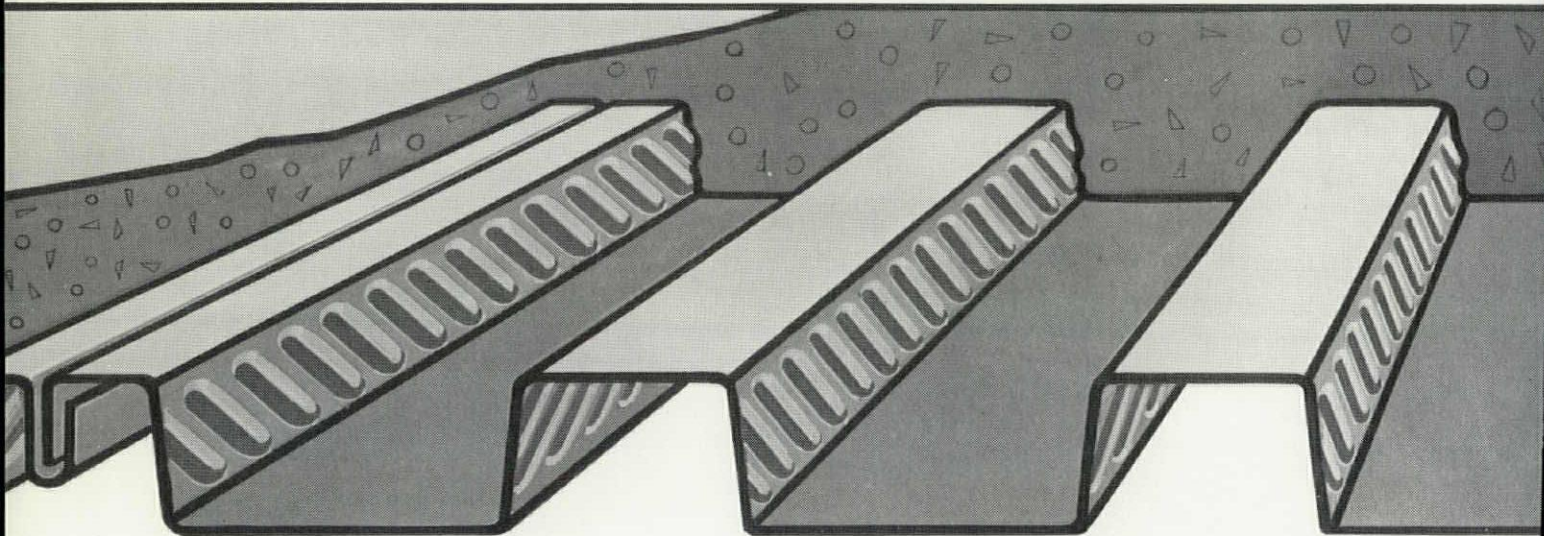


**OTIS
ELEVATOR
COMPANY**

260 11th Avenue, New York 1, N. Y.
Offices in 448 cities around the world

AUTOTRONIC® OR ATTENDANT-OPERATED PASSENGER ELEVATORS • ESCALATORS • TRAV-O-LATORS • FREIGHT ELEVATORS • DUMBWAITERS
ELEVATOR MODERNIZATION & MAINTENANCE • MILITARY ELECTRONIC SYSTEMS • GAS & ELECTRIC TRUCKS BY BAKER INDUSTRIAL TRUCK DIVISION





New Inland development

INLAND
HI-BOND[®]
FLOOR DECK

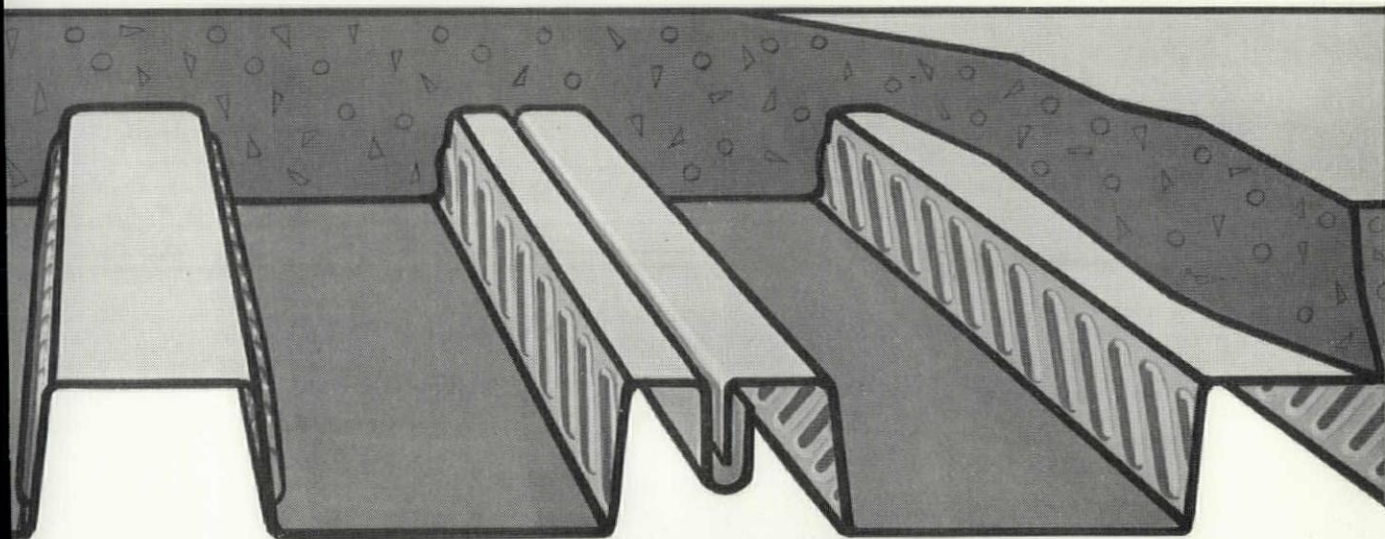
Inland Hi-Bond brings the high efficiency of steel deck to reinforced-concrete floor construction — at a cost comparable to ordinary systems. Its new design enables you to use more economical gauges for floor spans.

Provides Mechanical and Chemical Bond
Raised lugs in the webs of Hi-Bond panels give the extra strength. They do the work of reinforcing bars — provide a positive lateral and



Inland Steel Products

PATENT PENDING



provides concrete reinforcement without bars

vertical mechanical bond between steel and concrete, as well as a chemical bond. Underneath, they provide a key for fireproofing.

Helps Maintain Work Schedules

Erection of Hi-Bond deck is fast. The deck is a permanent form for the concrete; you save the time and expense involved in forms. Hi-Bond serves as a safe working platform, prior to pouring the floor.

Hi-Bond floor deck is available in a number of Inland profiles. Where electrification is desired, Hi-Bond can be furnished as a cellular floor.

Further Facts Available

Hi-Bond is too new to be found in Sweet's. However Catalog No. 272 is ready for mailing. Send for your copy.

For more information, ask an Inland sales engineer — or write or call the nearest Inland office.

Company Engineered Products Division DEPT. J, 4069 W. BURNHAM STREET, MILWAUKEE 1, WIS.
ALBANY, ATLANTA, BALTIMORE, BOSTON, BUFFALO, CHICAGO, CINCINNATI, CLEVELAND, COLUMBUS, DALLAS, DENVER, DETROIT, FREMONT, HOUSTON, INDIANAPOLIS,
KANSAS CITY, LOS ANGELES, MILWAUKEE, NEW ORLEANS, NEW YORK, OMAHA, PHILADELPHIA, SAN FRANCISCO, SEATTLE, ST. LOUIS, ST. PAUL, TULSA

For more information, turn to Reader Service card, circle No. 349

Continued from page 181

through man's multitudinous interests, but it is a considerable strain if one tries to perceive in Boethius' work a clear and continuous evolution of ideas. One feels as if one is sticking one's fingers into an intellectual plum pudding, never knowing what morsel will be found stuck to them when they are pulled out. Boethius also has a tendency to ascribe his own great erudition to all his readers. He most carefully credits every source and refers to every work relating to the

particular subject he is discussing. Unfortunately, to take full advantage of these references, one would have to be fluent in half a dozen languages, be a specialist in several sciences, and have access to publications which are probably only found in two or three places in this country. Lacking this, the reader will often find himself fascinated and swamped at one and the same time.

One may well ask just what the author is after. This is not a book on architectural history. His first three chapters are,

if anything, an attempt to ascertain and explore certain trends in the evolution of certain Roman structures and the Roman concepts of urban organization. His views contain a great deal of conjecture. Some, such as the Oriental derivations, may not find ready acceptance, despite the fact that the author, where he is dealing with conjecture, supports it with extensive documentation. Perhaps his main contribution, then, is to throw out the intellectual leaven to stimulate further exploration along the lines he indicates.

After reading the first three chapters of *The Golden House of Nero*, one gets a real start with Chapter Four. This chapter, "The Domestic Architecture of the Imperial Age and Its Importance for Medieval Town Planning," is a brilliant piece of writing. Here the author puts aside the ramblings and digressions of the earliest sections and devotes his whole effort to an examination of the tenement house-shop building of Rome, and more particularly of Ostia. In his analysis of these edifices, which have been neglected by most writers in favor of the more sumptuous structures of the period, Boethius has added a substantial contribution to the field of architectural history.

His book is not an easy one to read. In effect, casual browsing may be more rewarding than trying to go from cover to cover. One needs to approach this book with a sense of exploration and discovery; one then finds it a fascinating experience that yields dividends in the most unexpected places. Inasmuch as Boethius approaches his subject matter not from the narrow point of view but from the interrelation of all aspects of human life, his book is a real experience in liberal education as distinct from a technical treatise.

FREDERICK HERMAN, Architect
Department of Social Studies
College of William & Mary
Norfolk, Va.

The Year of the Coal Shed

'60 Annual of Architecture in Japan.
Edited by Yoshihisa Miyauchi. Bijitsu Shuppan-sha, 15 Ichigaya Honmura-cho, Shinjuku-ku, Tokyo, 1960. 432 pp., illus. \$15 (boxed)

This book is the first of a projected series that is intended to provide a comprehensive annual survey of architectural activity, problems, and prospects in Japan. The period covered in this edition includes 1958 and the first half of 1959.

Continued on page 194

your SOURCE!

CATALOG 1960

HAWS

- DRINKING FOUNTAINS
- ELECTRIC WATER COOLERS
- INDUSTRIAL EYE-WASH FOUNTAINS
- HAWS-KRAMER FLUSH VALVES

HAWS DRINKING FAUCET COMPANY - BERKELEY 10, CALIFORNIA

Here is *your* source for drinking facilities that truly do credit to your finest plans! Complete details on fountains, coolers, emergency facilities, too. And it's yours for the asking!

Since 1909

HAWS

HAWS DRINKING FAUCET COMPANY / 1443 FOURTH STREET / BERKELEY 10, CALIFORNIA

For more information, turn to Reader Service card, circle No. 347

**FOR RAMPS
AND OTHER
HAZARDOUS
LOCATIONS...**



SPECIFICATIONS — "Non-Slip"
Vinyl Asbestos and Asphalt Tile.
All colors. Size: 9" x 9".
Thicknesses: Vinyl Asbestos: 1/8";
Asphalt Tile: 1/8", 3/16".

**"NON-SLIP" KENTILE VINYL
ASBESTOS AND KENTILE ASPHALT TILE**

Kentile puts tile...and style...on a firmer-than-ever footing. Skid-resistant chips embedded into the tile at the factory make "Non-Slip" Kentile Vinyl Asbestos and Asphalt Tile virtually slip-proof. "Non-Slip" Tile . . . available in all Vinyl Asbestos and Asphalt Tile colors . . . makes for unbroken color schemes where "Non-Slip" meets regular tile. Call your Kentile Representative or consult Sweet's File.



**KENTILE
FLOORS**

Visit the Kentile® Showroom in these cities: New York, Philadelphia, Cleveland, Atlanta, Kansas City, Torrance, Calif.

Grant 5000
Continuous Ball Bearing
Sliding Door
Hangers

Unquestionably the most superb sliding door hardware available for Heavy Doors, Walls, Partitions

GRANT HEAVY DUTY SLIDING DOOR HARDWARE

GRANT PULLEY & HARDWARE CORPORATION ■ EASTERN DIVISION/ 49 HIGH STREET, WEST NYACK, N. Y.
 ■ WESTERN DIVISION/944 LONG BEACH AVE., LOS ANGELES 21, CALIF. ■ SLIDING DOOR HARDWARE ■ DRAWER SLIDES ■ DRAPERY HARDWARE ■ POCKET FRAMES ■ PULLS ■ CLOSET RODS ■ SPECIAL SLIDING HARDWARE



Carna Studio photograph

Man-made jungle thrives under Plexiglas sky!

In selecting a material to glaze the 35,000-square-foot dome of the Missouri Botanical Garden's Climatron, St. Louis—the world's only geodesic dome, fully climate-controlled, display greenhouse — PLEXIGLAS® acrylic plastic was the final choice.

Plexiglas was specified for the Climatron because of its—

- Superior breakage resistance**
- Light weight—40% the weight of glass**
- Rigidity**
- Optical transparency**
- Light transmittance**
- Ability to withstand snow and wind load**
- Weather resistance**

The Climatron contains a variety of artificially produced tropical climates for plants, which grow and bloom much as they would in the jungles from which they came.

Four thousand triangular pieces of PLEXIGLAS comprise

the enclosure. Each panel is sealed with neoprene gaskets in aluminum mullions and this assembly is suspended from the tubular aluminum framework of the dome. Architects: Murphy and Mackey, St. Louis.

For a complete description of how PLEXIGLAS is used for the Climatron, and further information on the many uses of PLEXIGLAS as an architectural material, write: Rohm & Haas Co., Washington Square, Phila. 5, Pa.

**ROHM
&
HAAS** 
PHILADELPHIA 5, PA.

In Canada: Rohm & Haas Co. of Canada, Ltd., West Hill, Ontario

PLEXIGLAS



How NADD salesmen reduce "wear and tear" on architects

- They provide accurate information on characteristics, properties, limitations of use, and applications of structural clay products.
- They supply samples that show available sizes, colors, patterns, and textures of brick and tile units; keep the architect informed on the many new clay products which flow from industry technology.
- They supply constantly-updated information and literature on wall types appropriate to specific design problems; provide data on thermal, acoustical, fire and moisture resistance, and

other technical properties of walls built of clay products.

- They maintain high technical competence, acquired or maintained largely via industry schooling, constant liaison with producers, and knowledge of local conditions.


The 115 member companies in NADD whose names are listed below provide constructive service. Their salesmen are ready to supply you with accurate, helpful information of all types about structural clay products.



NADD National Association of Distributors and Dealers of Structural Clay Products WASHINGTON 7, D. C.

ALABAMA Birmingham Lovick L. Stephenson, Jr. Co.	IOWA Mason City The Goodwin Companies	MINNESOTA Springfield Ochs Brick and Tile Co. St. Paul Corning-Donohue, Inc. St. Paul Twin City Brick Co.	OHIO Akron John E. Cooper Co. Akron The Derr Co. Akron The Thomas Brick Co. Cincinnati Cincinnati Builders Supply Co. Cincinnati Smith Brick Co. Cleveland The Cleveland Builders Supply Co. Cleveland Ideal Builders Supply Co. Cleveland Kemper-Forbes Brick Co. Steubenville The Keagler Brick Co. Toledo Kuhlman Builders Supply & Brick	TENNESSEE Johnson City General Shale Products Corp. Nashville Franklin Builders Supply Co. Nashville C. W. Kampkas, Inc.
CONNECTICUT Bridgeport Tomkins Bros. South Windsor Clay Products, Inc.	KANSAS Kansas City Sonken-Galamba Corp.	MISSISSIPPI Corinth Archie Structural Products Co.	MISSOURI St. Louis National Brick Co. St. Louis Hydraulic Press Brick Co.	TEXAS Dallas Macatee, Inc. Houston Brick, Inc. Houston Great Southern Supply Co. Lubbock Balch Brick & Supply Co. Midland A-1 Brick & Supply Co. Teague Teague Brick Sales Co.
DELAWARE Wilmington Robert F. Ingham, Assoc.	KENTUCKY Louisville Atlas Plaster & Supply Co.	NEW HAMPSHIRE Lebanon Denmore Brick Co.	NEW JERSEY Collingswood Diener Brick Co. East Orange Abby Hart Co. Flemington Merritt, Inc. Newark Tomkins Bros.	VIRGINIA Richmond Eastern Building Supply Co. Salem Old Virginia Brick Co.
DISTRICT OF COLUMBIA Washington Cushman Brick & Building Supply Washington Mt. Vernon Clay Products Co.	LOUISIANA Shreveport Ruffin Brick Co.	NEW YORK Albany Spaulding Brick Co. Brooklyn William Geier Brick Co. Buffalo John H. Black Co. Buffalo Buffalo Brick Corp. Buffalo Thruway Builders Supplies Corp. Jamaica Tomkins Bros. Mt. Vernon Tomkins Bros. New York Appalachian Shale Products Co. New York Belden-Stark Brick Corp. New York Entwisle Corp. New York Fredenburg & Lounsbury, Inc. New York Tomkins Bros. Rensselaer Mohawk Glaz. Materials Corp. Rochester Weckesser Brick Co. Syracuse Paragon Supply, Inc.	PENNSYLVANIA Altoona Altoona Clay Products Inc. Merion Gerlach & Moranz Brick Corp. Millersville R. C. Savercool Clay Sales New Oxford Alwine Brick Co. Philadelphia Industrial Materials Co. Philadelphia O. W. Ketcham Philadelphia Arthur A. Squier Philadelphia Tomkins Bros. Pittsburgh Darlington Clay Products Co. Pittsburgh John R. Glaninger Sons Pittsburgh Haines Brick, Inc. Pittsburgh Milliken Clay Products Agency Pittsburgh Nolco Corp. Pittsburgh J. J. Schano Co. Reading Glen Gery Shale Brick Corp. Willow Grove Huston Clay Products Co.	WEST VIRGINIA Charleston West Virginia Brick Co. Moundsville A. B. Adams & Son Parkersburg Citizens Building Supplies Co.
FLORIDA Jacksonville Smullian Building Supply Co.	MARYLAND Baltimore Baltimore Brick Co. Baltimore Monumental Brick & Supply Co. Baltimore Pen Mar Co.	NEW YORK Albany Spaulding Brick Co. Brooklyn William Geier Brick Co. Buffalo John H. Black Co. Buffalo Buffalo Brick Corp. Buffalo Thruway Builders Supplies Corp. Jamaica Tomkins Bros. Mt. Vernon Tomkins Bros. New York Appalachian Shale Products Co. New York Belden-Stark Brick Corp. New York Entwisle Corp. New York Fredenburg & Lounsbury, Inc. New York Tomkins Bros. Rensselaer Mohawk Glaz. Materials Corp. Rochester Weckesser Brick Co. Syracuse Paragon Supply, Inc.	WEST VIRGINIA Charleston West Virginia Brick Co. Moundsville A. B. Adams & Son Parkersburg Citizens Building Supplies Co.	WISCONSIN Green Bay The Gagnen Clay Products Co. Milwaukee Wisconsin Face Brick & Supply
GEORGIA Atlanta A. J. Boho Co. Atlanta Cromer & Co. Atlanta Foy Brick Co. Atlanta F. Graham Williams Co. Atlanta Robert K. Thrower, Inc.	MASSACHUSETTS Boston Ferguson Co. Boston Parry Brick Co. Boston Spaulding Brick Co. Boston Waldo Brothers Co. East Bridgewater Bridgewater Brick Co.	NEW YORK Albany Spaulding Brick Co. Brooklyn William Geier Brick Co. Buffalo John H. Black Co. Buffalo Buffalo Brick Corp. Buffalo Thruway Builders Supplies Corp. Jamaica Tomkins Bros. Mt. Vernon Tomkins Bros. New York Appalachian Shale Products Co. New York Belden-Stark Brick Corp. New York Entwisle Corp. New York Fredenburg & Lounsbury, Inc. New York Tomkins Bros. Rensselaer Mohawk Glaz. Materials Corp. Rochester Weckesser Brick Co. Syracuse Paragon Supply, Inc.	CANADA Montreal Watson Concrete Products, Inc. Toronto Webster & Sons, Ltd.	QUEBEC Montreal W. & F. P. Currie, Ltd. Montreal Ravary Builders Supply Co., Ltd.
ILLINOIS Chicago Thomas Moulding Brick Co. Des Plaines Holman Brick Co. Oak Park Tile Craft Corp. Wheaton Gretna Material Sales Corp.	MICHIGAN Detroit Belden-Stark Brick Co. Detroit Century Brick Co. Detroit Colonial Brick Co. Detroit Kurtz Brick Co. Detroit Fredric B. Stevens, Inc. Grand Rapids Lincoln Brick Co. Lansing Brick & Supplies Corp. Lansing Geo. P. Anderson Co.	NEW YORK Albany Spaulding Brick Co. Brooklyn William Geier Brick Co. Buffalo John H. Black Co. Buffalo Buffalo Brick Corp. Buffalo Thruway Builders Supplies Corp. Jamaica Tomkins Bros. Mt. Vernon Tomkins Bros. New York Appalachian Shale Products Co. New York Belden-Stark Brick Corp. New York Entwisle Corp. New York Fredenburg & Lounsbury, Inc. New York Tomkins Bros. Rensselaer Mohawk Glaz. Materials Corp. Rochester Weckesser Brick Co. Syracuse Paragon Supply, Inc.	INDIANA Bluffton Shale and Fire Clay Products Brazil Glazed Tile Sales, Inc. Fort Wayne Fort Wayne Builders Supply Co. Fort Wayne Old Fort Supply Co. Hammond The Beckman Supply Co. South Bend Old Fort Supply Co.	

In the interest of better service to the construction industry, these companies have contributed to this advertisement



apart
from
the
crowd


Italic desk No. 7066F as used in Old American Insurance Company's new Kansas City offices

DESIGNED BY GF ... desks designed for those who are not quite satisfied with "look-alike" offices ... for those who want individual styling without "custom-built" cost. Unique flexibility of design affords individual choice of equipment in a wide range of colors and finishes. If, for the buildings you design, you want furniture that's tastefully different—see Italic at your nearby GF branch or dealer showroom. Write Dept. PA-15 for full color literature. The General Fireproofing Company, Youngstown 1, Ohio.

GF
BUSINESS FURNITURE

For more information, turn to Reader Service card, circle No. 341

Architects: Walter Hook Associates; Structural Engineers: R. V. Wasdell and J. R. Armstrong; General Contractors: Southeastern Construction Co., Goode Construction Corp., F. N. Thompson, Inc., and McDevitt & Street Co. Structural steel was fabricated by Southern Engineering Co., Charlotte, N.C., and Bristol Steel and Iron Works, Bristol, Va. Bristol erected all steel.



all columns outside clear space inside

When completed, the North Carolina National Bank Building in Charlotte will be the largest and tallest all-welded, steel-framed building in the Southeast.

The building will have 16 floors plus a 2-story penthouse. The tower will be in two sections: a main tower for bank personnel and leased offices; a service tower for elevators and stairs.

No interior columns

You can see clear through the Main Tower! 36-in. wide-flange sections span the entire 55-ft width. Not a single column to get in the way of floor arrangements. Partitions can be placed anywhere . . . office space can be arranged as the tenants desire.

Largest columns in the Carolinas

You can also see the largest and heaviest columns ever used in an office building in the Carolinas. The column sections, rolled specially by Bethlehem, are 36 $\frac{3}{4}$ -in. deep and weigh 369.3 lb per lineal foot. That's 69.3 lb more per foot than the heaviest regular 36-in. wide-flange section.

All-welded steelwork


Using these heavy sections as the column core, the columns are welded, built-up members with a 20-in. x 2 $\frac{3}{4}$ -in. cover plate welded flat on one flange, and two 30-in. x 2 $\frac{3}{4}$ -in. plates welded perpendicularly to the edges of the other flange. The finished, fabricated columns weigh 1,100 lb per lineal foot.

BETHLEHEM STEEL COMPANY, BETHLEHEM, PA.
Export Sales: Bethlehem Steel Export Corporation

BETHLEHEM STEEL



For strength
... economy
... versatility



ALL-WELDED. 150,000 lb of welding rods were used in shop fabricating, and 35,000 lb were used in erecting 3,800 tons of Bethlehem structural steel.



LEGION PARK ELEMENTARY SCHOOL, HOUMA, LOUISIANA. Fernand Picou—Architect. J. B. Talley & Co.—Builder. Students are reminded of the statesmen and land area involved in the Louisiana Purchase by the Ceramic Veneer polychrome map mural 23½' wide x 21'9" high. Unit size of Ceramic Veneer is 23¼" x 25¼".

To create polychrome panels that convey a message, consider Ceramic Veneer

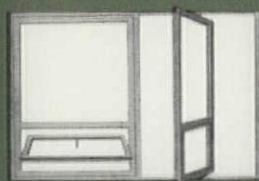
Any subject that can be drawn or sculptured can be reproduced faithfully in Ceramic Veneer. Federal Seaboard craftsmen, using modern manufacturing techniques, custom-make every unit, large or small, to your precise specifications. There are virtually no restrictions as to color, form or texture, to curb your creative expression. In units large or small you can design plain surfaces, polychrome panels, or sculpture—for interiors or exteriors. You can be sure of permanent quality as well as lasting color, moderate price and utmost economy of maintenance. Write for complete information including new Ceramic Veneer solar screen and color guide brochures. For even lower initial cost, investigate the advantages of Federal Seaboard's new ⅜" CV Durathin. Construction detail, data, advice and estimates on preliminary sketches, will be furnished promptly without charge.

FEDERAL SEABOARD TERRA COTTA CORPORATION

10 EAST 40th STREET
NEW YORK 16, N. Y.



PLANT AT PERTH
AMBOY, NEW JERSEY



A MONUMENTAL CONSIDERATION

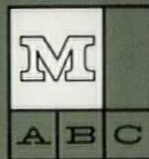
Monumental construction poses special problems that require special solutions. Michaels aluminum windows are especially designed for monumental buildings, are engineered for optimum performance under the special conditions imposed by large scale, high-rise structures. Suitable for masonry, concrete or metal curtain wall construction, they offer positive weather-tightness with precise tolerance control of operating components. Their extruded tubular sash with added corner reinforcement provides the necessary strength for large-scale buildings, yet permits varying glazing thicknesses, single or double. Michaels VPA-1 pivots a full 360° to permit washing from



the inside, provides positive automatic locking in the 180° washing position, and features key-operated locks to prevent accidental opening by unauthorized personnel. Other Michaels windows include projected vents, casements, top hinged and fixed sash, all specifically designed for monumental installations. Michaels' experienced engineers help the architect develop the special details required by custom wall design. We invite your inquiries about Michaels windows — so rigidly engineered that construction and workmanship are guaranteed for fully two years after acceptance by the architect!

THE MICHAELS ART BRONZE CO., INC.

P. O. Box 668, Covington, Ky., Plant & Office: Kenton Lands Rd., Erlanger, Ky.



Continued from page 186

English summaries merely hint at the contents of the articles on such topics as design theory, urban renewal, technological developments. The major part of the book, and the part most accessible to those who cannot read Japanese, is the "Selection of Works" — 54 completed works of architecture presented in handsome color and black-and-white photographs.

These works were selected by a jury of distinguished architects and critics from a field of about 1000 submissions. In awarding the Annual of Architecture Prize for the "best in show," the jury passed over many well-known buildings by prominent architects to honor a coal shed for a steam-power station in the remote northern city of Hachinobe. It was designed (as are so many industrial and commercial buildings in Japan) by the company's own architectural department. The selection is surprising not only for the unusual program — shelter for coal and nothing more—but for its unaffected use of exposed steel structure in a time when Japanese architects are becoming increasingly devoted to exposed concrete.

The runner-up for the prize, Kenzo Tange's Kagawa Prefectural Office, is one of the most impressive buildings in this prevailing concrete mode yet constructed, and has already been widely published in Japanese and foreign magazines. The jury felt that its concrete bulk might suggest "the image of a ruler who dominates the masses." But the many handsome (and more sympathetic) photographs of it seem to express instead the genius of an architect who governs masses of concrete with a grace not yet achieved in the West.

J.M.D.

Appraisal of an Anthology

An Anthology of Houses. *Monica Pidgeon and Theo Crosby. Reinhold Publishing Corp., 430 Park Ave., New York 22, N.Y., 1960. 174 pp., illus. \$10.95*

Occasionally, I assume, it is the unhappy lot of magazine editors to survey the vast amount of material which has already been published, and to face the temptation of getting more mileage out of it. To achieve unity of theme under these circumstances is an almost impossible task. So we have anthologies, this one by the editors of the British magazine, *Architectural Design*.

The only hope for many an anthology is that it be a visually provocative and stimulating book. *An Anthology of*

Continued on page 202

For more information, turn to Reader Service card, circle No. 371

IMPRESSIVE *Design*
... IMPRESSIVE *Economy*

STARK STRUCTURAL CERAMIC TILE

Walls of Stark Structural Ceramic Tile offer advantages found in no other wall material . . . structural strength, beauty, low initial cost and minimum maintenance for the life of the building.

Now Stark's unique sculptured structural tiles offer an additional benefit . . . design. These easy-to-clean glazed units add depth, versatility, beauty and interest never before possible . . . a new creative tool for the architect—designer. Available in 4 contemporary patterns and a wide range of colors to create impressive walls with impressive economy. Ask for the new Stark Brochure . . . it tells the complete story.




STANDARD SCULPTURED STARKUSTIC THRIFT-WALL

STARK

CERAMICS, INC.
CANTON 1, OHIO

"For information turn to reader service card-circle No. 301"





How to build THE SHOPPING CENTER OF THE FUTURE—NOW!


In this shopping center of the future, the suspended roof would leave every square foot of interior space completely unobstructed. An artist's conception, yes — but this is no unattainable "dream building." Modern suspended roof techniques pioneered by Roebling make it practical and economical *now*.

Consider the down-to-earth advantages. Floor space for supports would become paying space instead. Merchandise would be handled, displayed and sold with new ease and efficiency. Customer traffic would move

faster with fewer obstructions. Add low first cost and the prospect becomes even more alluring!

Suspended roofs are paying off handsomely in many types of buildings — plants, gymnasiums, airline terminals and hangars, auditoriums, stadiums and others.

Roebling's great experience with steel in tension enables it to take an active leadership in the suspended roof field. This experience is available to you. For information please call or write Roebling's Bridge Division, Trenton 2, New Jersey.



SUSPENSION ROOFS NOW AT WORK . . .
TWA HANGAR — MID-CONTINENT INTERNATIONAL AIRPORT, KANSAS CITY • Designed by Burns & McDonnell, Kansas City • Ammann & Whitney, Consulting Engineers, New York City • Contractors: MacDonald-Creighton, St. Louis and Nashville • Cables by Roebling



UTICA MEMORIAL AUDITORIUM, N. Y. • Architects: Gehron & Seltzer, New York City • Associate Architect: Frank C. Delle Cese, Utica • Consulting Engineer: Dr. Lev Zetlin, New York City • Contractor: Sovereign Construction Company, Ltd., Fort Lee, N. J. • Roof Supporting Structure, Including Cables, Furnished and Erected by Roebling

Branch Offices in Principal Cities • John A. Roebling's Sons Division • The Colorado Fuel and Iron Corporation

ROEBLING 

TO KEEP WATER OUT...

PERIPHERAL GUTTER FLASHING
AT ROOF SPANDREL

PERIPHERAL GUTTER FLASHING
AT INTERMEDIATE SPANDRELS

PERIPHERAL GUTTER FLASHING
WITH REGLET AT GRADE

BUILD FLASHING IN!

The hazards of seepage and water damage menace every type of construction. Wasco Flashings eliminate these hazards . . . provide permanent protection against them . . . yet seldom cost more than five hundredths of one per cent of total construction investment.

Wasco's complete line of flashing materials covers all through-wall and spandrel applications. You may specify from among Wasco's 14 different flashings including copper-fabric, copper-asphalt, copper-lead, fabric, plastic and aluminum. For exceptional flashing problems you are invited to consult Wasco's engineering staff.



**WASCO
FLASHINGS**

WASCO PRODUCTS DEPARTMENT
CYANAMID
5 BAY STATE RD., CAMBRIDGE 38, MASS.

For more information, turn to Reader Service card, circle No. 400

good taste
in stainless steel

**McLOUTH
STAINLESS
STEEL**—the CLEAN metal
for kitchens and food handling.

*McLouth Steel Corporation
Detroit 17, Michigan*



STANLEY

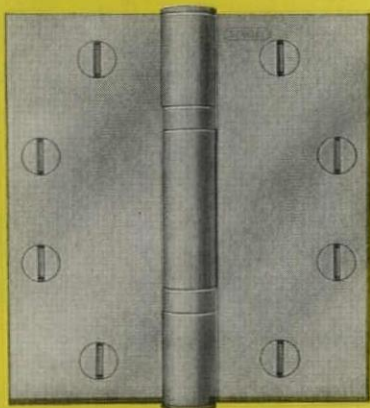
is leading the Modern Design Parade

Tangible evidence of Stanley leadership in hinge design is offered in these two recently introduced hinge series . . . developed to match contemporary architectural trends in commercial, institutional and public buildings.

SERIES 140 Compact, full mortise Paumelle Hinge for 1 $\frac{3}{8}$ " to 1 $\frac{3}{4}$ " average frequency doors. Ideal for locations that demand smart, clean-lined look. In plated finishes or colors to blend with any decor in offices, restaurants, residences, etc. Size 4 $\frac{1}{2}$ x 3 $\frac{1}{2}$, steel, .203 gauge.



SERIES 600 Here is a slimline hinge that truly reflects today's architectural trend toward the clean, vertical look in buildings. Available in wrought steel, brass or bronze in all standard finishes. Plain bearing and ball-bearing in regular weight and heavy duty.



NEW STANLEY MAGIC-DOOR[®] *Electric* Automatic Door Operating Equipment

A new addition to the complete STANLEY MAGIC-DOOR line, this compact Electric Operator now makes automatic door operation—with all its advantages—economically practical for almost every type of commercial establishment. Designed for fast, easy, low-cost installation, this compact unit is realistically priced to fit limited budgets. And like all STANLEY MAGIC-DOOR Operators, it's ruggedly constructed and amply powered to insure year after year of dependable service.

Engineered to control doors from 30" to 42" in width and weighing up to 150 pounds, the Stanley Electric Operator is available as a concealed-in-the-header model for new construction or a visible mounting model for existing doors. For complete technical and application literature and the name of the MAGIC-DOOR Distributor in your area, write today to Stanley Hardware, Division of The Stanley Works, MAGIC-DOOR SALES, Dept. J, 78 Lake St., New Britain, Conn.

STANLEY

REG. U. S. PAT. OFF.

AMERICA BUILDS BETTER AND LIVES BETTER WITH STANLEY

This famous trademark distinguishes over 20,000 quality products of The Stanley Works, New Britain, Conn.—hand tools • power tools • builders hardware • industrial hardware • drapery hardware • automatic door controls • aluminum windows • stampings • springs • coatings • strip steel • steel strapping—made in 24 plants in the United States, Canada, England and Germany.

CANADIAN PLANTS: HAMILTON, ONTARIO, AND ROXTON POND, P.Q.

New PROTECTONE* acoustical tile

A family of design-inspiring UL FIRE-RATED ceilings by CELOTEX

Widely varied in texture, pattern, and tonal effect...offering a choice of fire-rated acoustical ceiling assemblies...all with high sound absorption...these new PROTECTONE mineral fiber tile designs invite fresh new approaches.

SHOWN BELOW... new Natural-Fissured PROTECTONE mineral fiber tile... for 2-HOUR UL fire-rated ceiling assembly (including concrete deck over bar joists). All the traditional beauty and authentic character that only natural travertine fissuring provides. Square edge, kerfed for concealed H & T suspension system. (Also for 1-hour UL fire-rated wood deck assembly.)

*Trade Mark



The Celotex Corporation, 120 S. La Salle St., Chicago 3, Ill.
In Canada: Dominion Sound Equipments, Limited, Montreal, Que.

For samples, specifications, expert Ceiling Consultation Service, call your Acousti-Celotex distributor. He's in the Yellow Pages.

For more information, turn to Reader Service card, circle No. 424



①


PROTECTONE* MINERAL FIBER UL FIRE-RATED PRODUCTS

PRODUCTS	TIME-RATED	CEILING-FLOOR CONSTRUCTION
(1) Natural Fissured	1-hr.	Wood deck over wood joists
(2) Plaid	2-hr.	Concrete deck over steel bar joists
(3) Striated		

All above are 12" x 12", square-edge, kerfed for concealed H & T suspension system

(4) Tiffany	2-hr.	Concrete deck over steel bar joists
-------------	-------	-------------------------------------


12" x 12", tongue and groove, kerfed for concealed Z-runner suspension system



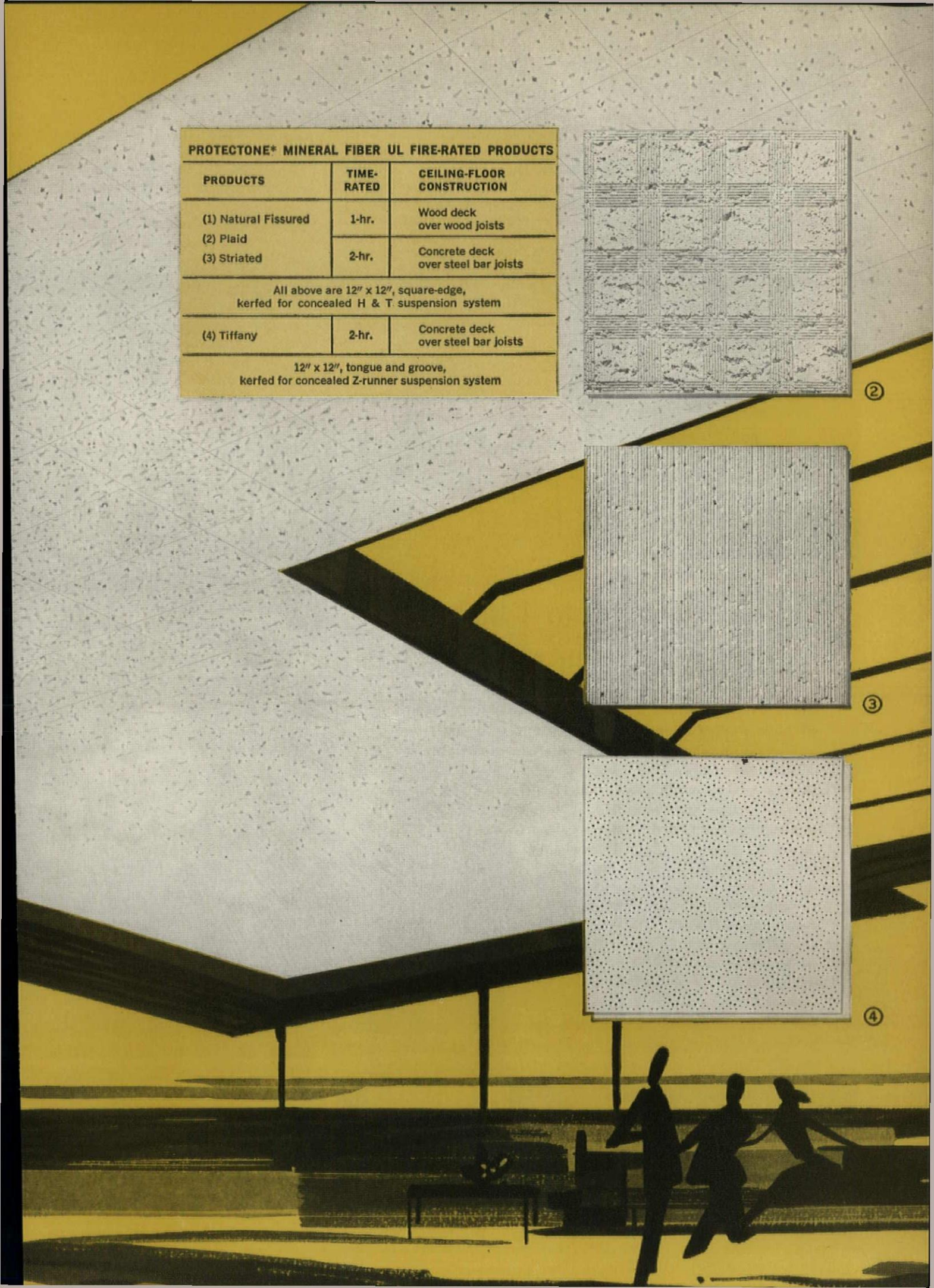
②



③



④



Continued from page 194

Houses, unhappily, fails to entice in this crucial area. The fifty houses are illustrated with a profusion of photographs too small to carry. The houses are explained with plans of postage-stamp size, equipped with plan keys, against which a law should be passed. If nothing else, a house is an exercise in scale, and the unfortunate decision to draw fifty miniature plans, each at a different scale, makes illuminating comparisons impossible. The editorial structure of an alpha-

betical listing of architects under headings of individual countries is too meager to satisfy this reviewer.

On the whole, the houses presented are of reasonable quality, and some are of importance. The completely reinforced-concrete house by Atelier 5 in Rothrist, Switzerland, is a sophisticated exercise in *beton brut*. It is fun to compare this work to Stirling and Gowan's house on the Isle of Wight, which is brutalist theory but not architecture. The method of building is so carefully articulated

that a loss of scale results. The hopper sash annoyingly placed at eye level for the seated person creates at first glance an elevation two stories high, which then transforms itself into a modest single story upon examination.

Where the Atelier 5 house has assurance, and with it a lively sense of the main objective of all modern architecture—a spatial composition—the Stirling-Gowan house is intellectualized. The English house has what appear to be narrow and pinched spaces, imposed on the hallmark of New England modern: the binuclear plan.

In spite of the great quantity of material, this anthology is not representative. Perhaps no anthology can be, but where are Aalto, Albin, Corbusier, Johnson, Dochi, Koenig, etc.? The work illustrated confirms what we have known all along, such as Craig Ellwood's mastery of the light steel frame, and the fine tradition (always refreshing to encounter) of detailing in Denmark.

This anthology of houses, worldwide in scope, illustrates convincingly the continuing international character of modern architecture. The lack of regionalism in all first-rate work is self-evident. The book jacket correctly appeals to U.S. purchasers by stating that, with few exceptions, these houses can be built anywhere.

For those who like to do puzzles, this volume can be neatly used in a game called "What's My Site?" I attempted it and could not even pinpoint the continent on which the particular work is situated. It is a telling game for anyone who clings to the belief that a building should express man's environment rather than his spirit.

ULRICH FRANZEN
Ulrich Franzen & Associates, Architects
New York, N. Y.

OTHER BOOKS TO BE NOTED


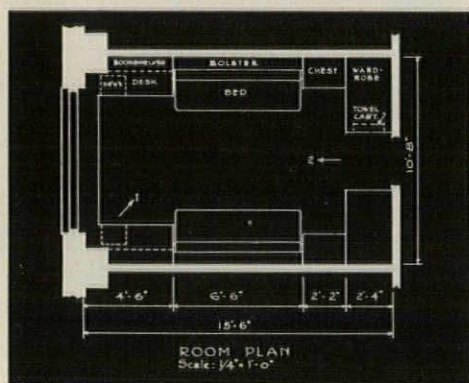
Marinas; Recommendations for Design, Construction and Maintenance (Second Edition). Charles A. Chaney. National Association of Engine and Boat Manufacturers, Inc., 420 Lexington Ave., New York 17, N.Y., 1961. 247 pp., illus. \$7.50

The New Architecture of Europe. C.E. Kidder Smith. Meridian Books, Inc., 12 E. 22 St., New York 10, N.Y., 1961. 361 pp., illus. \$1.95 (original paperback)

Photography and Architecture. Eric de Maré. Frederick A. Praeger, 64 University Pl., New York 3, N.Y., 1961. 208 pp., illus. \$13.50

Retirement Villages. Edited by Ernest W. Burgess. Division of Gerontology, 1510 Rackham Bldg., University of Michigan, Ann Arbor, Mich., 1961. 156 pp., illus. \$3.50 (paperbound)

Continued on page 212



Chances are 1000 to 1 that this plan **WON'T** fit your requirements!


Out of over a thousand dormitory furniture plans on which we have worked there has been only one case where two institutions adopted exactly the same student room furniture layouts and designs. This is why Sligh-Lowry Contract Furniture Company has no stock plans or furniture units but is constantly called in to consult with the architect and the college administrators and residence halls directors to assist in developing room layouts and designs and specifications for dormitory rooms to best suit each individual institution's needs, wishes and budget. The above illustrated plan exactly met the requirements of a leading mid-western university. Let us help to develop one that will completely meet yours. Send for our comprehensive Dormitory Furniture Planning Manual at no cost to college and university officials or architects.



SLIGH *Lowry*

CONTRACT FURNITURE COMPANY HOLLAND, MICHIGAN

For more information, turn to Reader Service card, circle No. 393



MARS vs MARS — You need neither lawyer nor judge. Let your own preference decide in favor of one


MARS over another. For whether you pick one of the wood-cased Lumographs or one of the Technicos you'll be using the very finest.

Among the famous imported Mars drafting products are: the Mars-Technico push-button lead holders (with adjustable degree indicator*, with specific degree imprint*, the economy model*); Mars-Lumograph drawing leads, 18 degrees, EXB to 9H; Mars-Lumograph drawing pencils*, 19 degrees, EXEXB to 9H; Mars-Duralar pencils and leads for drafting on Mylar®-base drafting film — 5 special degrees, K1 to K5; Mars-Duralar Technicos with adjustable Duralar degree indicator; Mars-Lumochrom colored drawing pencils, 24 shades. Also: Mars Pocket-Technico for field use; Mars pencil and lead sharpeners; Mars Non-Print pencils and leads; Mars-Duralar erasers. Mars products are available at better engineering and drafting material suppliers everywhere.

© T.M. for duPONT's Polyester film. *Shown.

the pencil that's as good as it looks

MARS
J.S. STAEDTLER, INC.
HACKENSACK, NEW JERSEY

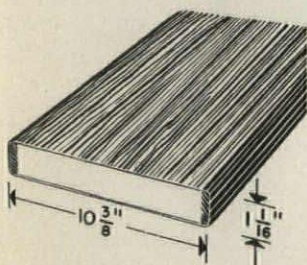


FREMONT UNION HIGH SCHOOL, SUNNYVALE, CALIFORNIA
 ARCHITECTS: MASTEN, HURD AND GWATHMEY
 BUILDER: FRIETAS CONSTRUCTION COMPANY



wood folding partitions

give sturdy beauty to space control



STABILIZED WOOD CORE
 of each panel is laminated
 with water-resistant plastic
 glue and faced with
 genuine wood veneer.

PELLA WOOD FOLDING PARTITIONS are handsome enough for classroom, auditorium, church or club—sturdy enough for recreation halls and other active areas. The play of light and shadow on any one of six genuine wood veneer grains can add interest and warmth to your building interiors. The stabilized wood core of each panel plus patented "live-action" spring hinging maintains panel alignment, assures years of trouble-free service. Even the largest units operate with surprising ease. Massive 10 $\frac{3}{8}$ " x 1 $\frac{1}{16}$ " panels. Available for any opening width and any height to 20'1". Call your PELLA distributor in the Yellow Pages for specifications and literature. ROLSCREEN COMPANY, PELLA, IOWA.



**6 Fine Wood Veneers: ASH • OAK • PHILIPPINE MAHOGANY
 AMERICAN WALNUT • BIRCH • PINE**

PELLA ALSO MAKES QUALITY WOOD FOLDING DOORS, WOOD SLIDING GLASS DOORS, WOOD CASEMENT AND MULTI-PURPOSE WINDOWS AND ROLSCREENS


M-PAK*

**MODULAR
REFRIGERATION
AND AIR CONDITIONING
UNITS INCREASE
AVAILABILITY...
SPEED-UP DELIVERY**


*Modular Packages



B&G Compressor plus B&G Motor becomes a B&G Motor Compressor.



B&G Motor Compressor plus B&G Condenser and base becomes a B&G Condensing Unit.



B&G Condensing Unit plus B&G Evaporator and Control System becomes a B&G Package Liquid Cooler.

In its M-Pak Modular Packages, B&G presents a new advance in efficiency designing of air conditioning and refrigeration equipment. M-Pak units are built around five basic sizes of open-type compressors. Factory-stocked motors, condensers, evaporators and controls can be added to these basic units to make a comprehensive line of "packages" of from 7½ to 150 tons.

For example, motor compressors are produced by adding a B&G-built motor to a B&G basic compressor. Further addition of a B&G condenser and a standard base makes a condensing unit.

All major components of M-Pak units are designed, manufactured, and guaranteed by B&G...one responsibility for the entire package. This, we believe, is an exclusive feature.

B&G also makes a complete line of refrigeration and air conditioning evaporators, condensers and centrifugal pumps—with many commonly used sizes available for immediate shipment from factory stock.



Send today for complete engineering and selection data on Bell & Gossett M-Pak* refrigeration and air conditioning units.




BELL & GOSSETT
C O M P A N Y

Dept. GV-37, Morton Grove, Illinois

Canadian Licensee: S. A. Armstrong, Ltd., 1400 O'Connor Drive, Toronto 16, Ontario





A TRIUMPH OF LIGHTING FIXTURE DESIGN FROM DAY-BRITE

Introducing



TIARA

... the new measure of lighting quality
for offices, stores and schools

Just 3 $\frac{3}{8}$ " slim! New Day-Brite TIARA provides a clean, modern look never before possible with a surface-mounted unit.

A distinctive glow around its wafer-thin frame softens brightness for high visual comfort, and gives the fixture a luminous floating appearance. Pure enchantment for any interior!

Precision *Pyramid* lenses create additional ceiling interest. There is no noticeable variation in sur-

face brightness ... no hot spots. Lighting quality is definitely Day-Brite.

For those who want the very finest, it's new Day-Brite TIARA ... the crowning achievement in lighting fixture design. For complete information, contact your Day-Brite representative or write for free 8-page TIARA booklet. *Day-Brite Lighting, Inc., 6260 N. Broadway, St. Louis 15, Mo., and Santa Clara, Calif. In Canada: Amalgamated Electric Corp., Ltd., Toronto 6, Ont.*

DAY-BRITE

NATION'S LARGEST MANUFACTURER OF COMMERCIAL AND INDUSTRIAL LIGHTING EQUIPMENT

Lens by Holophane Co., Inc.

Now Two Hour Fire-Rated

NEW

**FIRE-SHIELD®
ACOUSTIROC**


Gold Bond

BUILDING PRODUCTS

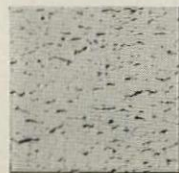
This 12" x 12" acoustical tile has been assigned a two-hour fire-retardant classification by U/L, when used as protection for bar-joint construction. Suspension is the familiar Gold Bond concealed "J" System. Performance includes NRC's up to .70, high light reflection and exceptional sound-attenuation ratings.



TEXTURED



NEEDLE POINT

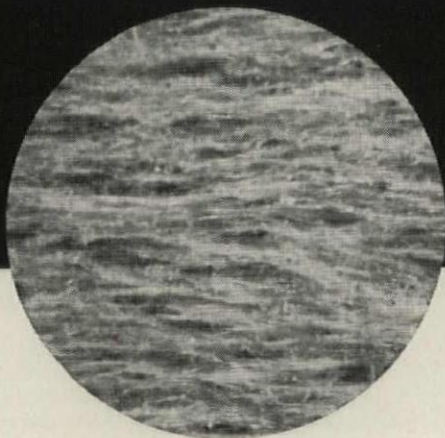


FISSURED




Gold Bond

BUILDING PRODUCTS



Felted to fight humidity...

The felted structure, of long mineral-wool fibers uniformly interlocked, gives Fire-Shield Acoustiroc exceptional strength, stability and sag resistance. As a result, Acoustiroc can be installed long before plaster and terrazzo are completely dry, saving a week or more toward building completion. Ask your Gold Bond® Representative for samples and specifications, or write to Dept. PA-101, National Gypsum Company, Buffalo 13, New York.



52 ft. by 14 ft. opening
(Other openings up to 65 ft. wide!)

For that BIG or extra RUGGED Door, Kinnear's "Goliath" slat is unbeatable

Roll-formed of steel or aluminum* this giant slat forms a curtain of unmatched strength — an almost impenetrable barrier! Ideal for extra large and special openings such as in prisons, piers, gantry cranes — wherever ruggedness and durability count more than the extra cost.

All Kinnear Rolling Door advantages are retained in the "Goliath" slat . . . space-saving, coiling-upward action . . . jamb-to-jamb doorway clearance . . . fast-action push-button control by means of the all-new Kinnear Motor Operator (optional) . . . protection against wind, weather, vandals, intruders . . . valuable resistance to fire . . . an unmatched record for long, low-maintenance service at low cost. Write today for free information.

*14 or 16 U.S. gauge steel; 10 or 12 B and S gauge aluminum. Other Kinnear curtain slats range down to 1 1/4" width, in various gauges of aluminum, steel or other metals.

The KINNEAR Manufacturing Co.

FACTORIES:

1900-20 Fields Avenue, Columbus 16, Ohio
1742 Yosemite Ave., San Francisco 24, Calif.

Offices and Representatives in All Principal Cities

For more information, turn to Reader Service card, circle No. 353

Slat No. 9
(Actual Size)

KINNEAR
ROLLING DOORS
Saving Ways in Doorways

Continued from page 202

A Guide to Planning Literature. Etta Arntzen. Department of City and Regional Planning, College of Architecture, Cornell University, Ithaca, N.Y., 1961. 35 pp., illus. \$1 (paperbound)

An aid to those doing research in planning, prepared for graduate students by the former librarian of Cornell's College of Architecture. The booklet lists professional and Governmental agencies that publish material, also lists pertinent periodicals.

Program. Student publication. School of Architecture, Columbia University, New York 27, N.Y., 1961. 61 pp., illus. Subscription rates: \$10 contributing, \$3 regular

New journal "to provide analytical and creative criticism of architecture and planning . . . and a platform for comment." Current issue reprints two events from the recent Four Great Makers Program—Gropius' address and the recorded remarks by Mies. Other articles are by Percival and Paul Goodman, Ernest van den Haag, Martin James, Mary Perot Nichols, and Werner Ruhnau.

BRI Publications. Building Research Institute. National Academy of Sciences—National Research Council, 2101 Constitution Ave., Washington 25, D.C., 1961. 16 pp.

List of publications, most of which are collections of papers from the semiannual BRI conferences.

Practical Design of Structural Members. Thomas A. Lucy. F.W. Dodge Corp., 119 W. 40 St., New York 18, N.Y., 1961. 432 pp., illus. \$12

Manual of design data enabling the designer to eliminate involved formulas and tedious calculations. The many time-saving short cuts are applicable to all basic members and connections.

The Future of Our Cities. Robert A. Futerma. Doubleday & Co., Inc., 575 Madison Ave., New York 22, N.Y., 1961. 360 pp., illus. \$4.95

BRAB List of Publications. Building Research Advisory Board. National Academy of Sciences—National Research Council, 2101 Constitution Ave., Washington 25, D.C., 1961. 10 pp.

Annotated list of BRAB publications on building methods and materials. Three recent titles—reports from the Federal Construction Council—are Soil Compaction for Buildings, Criteria for the Acceptance of Cast Iron Soil Pipe, and Evaluation of Components for Underground Heat Distribution Systems.

Linear Perspective without Vanishing Points. Stanley Brampton Parker. Harvard University Press, Cambridge 38, Mass., 1961. 40 pp., illus. \$2.50 (paperbound)

A concise presentation for those who wish to use a quick and dramatic method of picturing the three dimensions of objects at an accurate scale. Author is a practicing architect in Cambridge, Mass.

New Schools for New Education: A Report from Ann Arbor. Department of Architecture, University of Michigan. Educational Facilities Laboratories, 477 Madison Ave., New York 22, N.Y., 1961. 56 pp., illus. (paperbound)

Le Corbusier Talks with Students. Translated by Pierre Chase. The Orion Press, 116 East 19 St., New York 3, N.Y., 1961. 88 pp., \$3.50

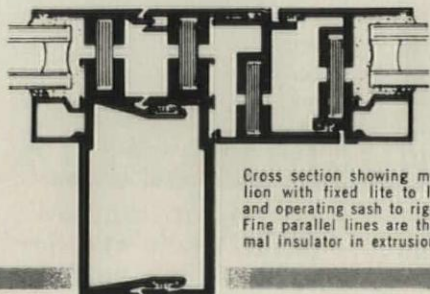
now MARMET Insu-Wall provides...

New comfort next to aluminum curtain walls . . . even when the metal is chilled by the icy blast of the winter's wind. Now, Insu-Wall, exclusively from MARMET, retains aluminum's lightness and permanence of finish . . . yet cuts heat losses through the high "K" factor of this metal by as much as 63%! Students in school classrooms, patients in hospitals, office workers and apartment tenants can now be comfortable next to curtain wall without installing more expensive perimeter heating . . . and, cutting thermal conduction through large expanses of curtain wall grid, will often lower BTU requirements for further savings on heating.

A special insulator in Insu-Wall does it! Completely *hidden*, its permanently bonded (with an epoxy resin adhesive) and pinned into the mullion and sash extrusions, providing identically fast erection methods to MARMET'S non-insulated series on the job site! For the practical answer in all thermal problem areas where curtain wall is required, specify MARMET Insu-Wall!

New comfort next to walls...New savings on heating

INSU-WALL cuts heat losses up to 63% through curtain wall grid.



Cross section showing mullion with fixed lite to left and operating sash to right. Fine parallel lines are thermal insulator in extrusions.

Four key advantages in INSU-WALL

- Reduces heat loss through curtain wall metal in severe winter cold. Because the condensation problem does not exist with Insu-Wall, perimeter heating may be replaced with less expensive systems.
- Licks the problem of condensation forming on interior curtain wall metal . . . with attendant possible damage to plaster, wall paneling, carpeting, drapes and furnishings.
- Reduces air conditioning load by preventing heat transfer into building through sun heated curtain wall framing in warm climates or summer temperatures.
- Standard split mull assembly system requires no added installation time or added assembly labor on the site.

FOR FULL INFORMATION MAIL TODAY

to MARMET Corporation, 322-R Bellis St., Wausau, Wis.
Please send me full information on INSU-WALL

Name

Firm

Address


Town

State Zone



322-R Bellis Street, Wausau, Wis.

For additional information on the complete line of MARMET products — consult Sweet's Catalog File No. 3a or write to MARMET for catalog. Mar



POLYSULFIDE-BASE SEALANT IS MONEY IN THE BANK

Every metal-to-metal and glass-to-metal curtain wall joint in the new Chase Manhattan Bank building is weather-sealed with material based on THIOKOL liquid polysulfide polymer ■ Because of the properties of THIOKOL polysulfide-base sealant, the outlook for lasting dividends is AA-A1 ■ Properly formulated and applied, THIOKOL polysulfide-base sealant lasts for the life of the building

Thiokol makes raw material only, does not produce finished sealants.

... saves expensive resealing ... prevents costly water damage ... reduces the overall budget for building maintenance ■ Custom-applied to the job on the job, sealant with THIOKOL polysulfide polymer conforms to all joints regardless of size, shape, or possible variation from original design. It resists air, chemicals, sunlight, water...and expansion up to 100% cannot break its steel-grip bond.

American Standard Specification A.116.1 sets standards for polysulfide-type sealant. Only Thiokol Chemical Corporation makes THIOKOL polysulfide polymer

Thiokol®
CHEMICAL CORPORATION
780 N. Clinton Ave., Trenton 7, N.J.
In Canada: Naugatuck Chemicals Division
Dominion Rubber Company, Elmira, Ontario

NOW AVAILABLE!

NEW, COMPLETE STANDARD SPECIFICATIONS and LOAD TABLES



FOR HIGH-STRENGTH OPEN WEB STEEL JOISTS

This 52-page reference manual, reflecting the recently adopted changes in specifications and load tables for three series of high-strength joists, *replaces all previous standards*. The new specifications and load tables cover three series of joists:

J-Series (replacing the old S-Series), based on a design stress in tension of 22,000 psi

LA-Series (replacing the old L-Series), longspan joists compatible with the new J-Series

H-Series (completely new), high-strength joists made from 50,000 psi minimum yield strength steel

This single edition contains all the information needed for the easy, accurate specification of joists to carry uniform loads on spans of up to 96 feet.

Complimentary copies are available on request.

STEEL JOIST INSTITUTE

ROOM 715, DUPONT CIRCLE BLDG.
WASHINGTON 6, D. C.



STEEL JOIST INSTITUTE
Room 715, DuPont Circle Bldg., Washington 6, D. C.

Please send me a complimentary copy of the 1962 edition of the
Standard Specifications and Load Tables.


Name _____

Address _____

Firm _____


City _____ Zone _____ State _____

For more information, turn to Reader Service card, circle No. 397




The Square D Company Plant on Good Hope Road, Glendale, Wis., in which 240 lights of 30'x60' 1/4" Hammered Coolite have been glazed around the top rim of the building. Grassold-Johnson & Assoc., Milwaukee, Wis.—Architect. Pittsburgh Plate Glass Co., Milwaukee, Wis.—Glazing.

MISSISSIPPI GLASS . . .



Speer Carbon Company, Niagara Falls, N. Y. Laboratory glazed with 1/8" Luxlite Coolite, Glare Reduced One Side. Pilot house glazed with 1/4" Luxlite Coolite Wire Glass. Otto Preis, New York, N. Y.—Architect. Walter J. Johnson, Niagara Falls, N. Y.—Contractor. United Glazing Company, Buffalo, N. Y.—Glazing Contractor.



Borden Foods Company, Plymouth, Wis. South, east, and west elevations glazed with 1/8" Mississippi Luxlite Coolite, Heat Absorbing Glass. Cowell & Robinson, New York, N. Y.—Architects-Engineers. McDonough Construction Company of Georgia—Contractors.




WORLD'S LARGEST



I. B. M. Electric Typewriter Plant, Lexington, Kentucky, where 35,000 sq. ft. of 1/4" Luxlite Coolite, Glare Reduced, is installed. Fordyce & Hamby, Associates—Architecture and Engineering. Gilbane Construction Company—General Contractor. Pittsburgh Plate Glass Company, Lexington, Kentucky—Glass and Glazing.


.. IN *Better* BUILDINGS EVERYWHERE

Pace setter in building progress, Mississippi glass helps achieve the ultimate in natural lighting . . . promotes truly functional architecture adapted to today's needs . . . offers a new dramatic texture that enhances the appearance of any structure. That's why today's leading architects are taking fullest advantage of translucent glass. Their outstanding buildings enjoy more and better daylighting per glazing dollar because translucent glass diffuses daylight deep into interiors to achieve even, comfortable, over-all illumination at low cost, and translucent glass helps create a feeling of spaciousness and comfort with resultant efficiencies and improved morale. For utility, beauty, and variety unmatched by any other glazing medium, specify Mississippi glass. Available in an exciting selection of patterns, wired and unwired, at better distributors everywhere.



Partitions of 7/32" Mississippi Factrolite Glass in Mutual Insurance Company of Hartford. Interior by Associated Designers for Interiors, Inc.

Write for new 1961 catalog. Address Department 8.



MISSISSIPPI GLASS COMPANY

NEW YORK • CHICAGO • FULLERTON, CALIFORNIA

88 Angelica Street • St. Louis 7, Missouri

MANUFACTURER OF ROLLED, FIGURED AND WIRED GLASS

PRESTRESSED CONCRETE

*delivers important advantages
to a wide variety of structures*



Office Buildings



Overpasses



Stadiums



Parking Structures



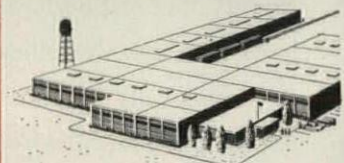
Schools



Shopping Centers



Bridges—Rail and Highway



Industrial Plants and Warehouses



Churches



Apartments and Motels



Public Buildings



Marine Structures

In every section of the country architects and engineers are finding, in precast prestressed concrete units, a *flexible, easy to use* construction method for *nearly all types of structures*. Plant-manufactured precast prestressed concrete girders, beams, columns, wall panels, floor and roof units and piling meet *fast construction schedules*—provide *superior structures for less money*.

PRESTRESSED CONCRETE

combines two basic materials to give you the best of both

For plant-produced, quality controlled prestressed concrete, consult the PCI Active Member nearest you:



ARIZONA Arizona Prestressed Concrete Co., Phoenix • United Materials Inc., Phoenix
CALIFORNIA Basalt Rock Co., Napa • Bai C. Gerwick, Inc., San Francisco • Concrete Conduit Company Div. American-Marietta Company, Colton • Delta Prestressed Concrete, Inc., Florin • Rockwin Prestressed Concrete, Santa Fe Springs • San Diego Prestressed Concrete, San Diego • Wallis Precast Concrete Corp., San Valley
COLORADO Bullen Concrete Products, Pueblo • Prestressed Concrete of Colorado, Denver • Rocky Mountain Prestress, Englewood
CONNECTICUT C. W. Blakeslee & Sons, New Haven

FLORIDA Capitol Prestress Co., Jacksonville • Concrete Structures, Inc., North Miami • Dura Stress, Inc., Leesburg • Duval Engineering & Contracting Co., Jacksonville • Florida Prestressed Concrete Co., Inc., Tampa • Juro Prestressors, Inc., West Palm Beach • Lewis Manufacturing Co., Inc., Miami • Maule Industries, Inc., Miami • Meekins-Bannan Precast Corp., Hallandale • Prestressed Concrete, Inc., Lakeland • Southern Prestressed Concrete, Pensacola • West Coast Shell Corp., Sarasota • R. H. Wright, Inc., Fort Lauderdale
GEORGIA American-Marietta Company, College Park • Leap Structural Concrete, Inc., Powder Springs • Mason Prestressed Concrete Co., Macon
HAWAII Concrete Engineering Co., Honolulu
IDAHO Gemstone Prestress Co., Idaho Falls • Idaho Concrete Pipe Co., Nampa • Ready-to-Pour Concrete Co., Idaho Falls

ILLINOIS American-Marietta Company, La Grange • American Prestress Corp., Plano • Consumers Div., Vulcan Materials Co., Chicago • Crest Concrete Systems, Lemont • Material Service, Chicago • Midwest Prestressed Concrete Co., Springfield • Precast Building Sections, Chicago • Prestressed Concrete Structures, Frankfort
INDIANA American-Marietta Company, Lafayette • Shute Concrete Products, Richmond
IOWA A & M Prestress, Clear Lake • Midwest Concrete Industries, West Des Moines • Prestressed Concrete of Iowa, Iowa Falls • C. W. Shively Co., Waterloo
KANSAS Russell Ralph Co., Topeka • Sunflower Prestress, Inc., Salina • United Prestress Co., Wichita
LOUISIANA Bolden Concrete Products, Inc., Metairie • Prestressed Concrete Products Co., Inc., Mandeville • Mid-State Prestressed Concrete, Inc., Alexandria

MARYLAND Baltimore Concrete Plank Corp., Baltimore
MASSACHUSETTS New England Concrete Pipe Corp., Newton Upper Falls • Northeast Concrete Products, Inc., Plainville • San-Vel Concrete Corp., Littleton
MICHIGAN American Prestressed Concrete Inc., Centerline • Lamar Pipe and Tile Company, Div. American-Marietta Company, Grand Rapids • Precast Industries, Inc., Kalamazoo • Price Brothers, Livonia • Superior Products Co., Detroit
MINNESOTA Cretex Companies, Elk River • Prestressed Concrete Inc., St. Paul • Wells Concrete Products Co., Wells
MISSISSIPPI F-S Prestress, Inc., Hattiesburg • Grenada Concrete Products Co., Grenada • Jackson Ready-Mix Corp., Jackson
MISSOURI Carter-Waters Corp., Kansas City • Missouri Pre-Crete, Inc., Overland • Dexter Ready-Mix Concrete Co., Dexter

PLAN TO ATTEND!
PCI Annual
CONVENTION
 Denver • Oct. 15-19



Write for the new, illustrated booklet "PRESTRESSED CONCRETE — Applications and Advantages." This valuable addition to your file illustrates 19 types of projects, how prestressing works, typical products and substantiates these advantages:

LONG SPANS, SHALLOW DEPTHS...for fewer columns, more usable floor space. High strength produced by prestressing allows the design of well proportioned building members of limited depth for given spans.

CUTS CONSTRUCTION TIME — Plant manufacture of prestressed members and site work proceed simultaneously to shorten job schedule.

FINISHED PRODUCT OF PLANT CONTROLLED QUALITY — A wide range of architectural and structural shapes meeting PCI and AASHTO requirements are available at local plants.

FIRE RESISTANT — Tests have proven the high fire resistant quality of prestressed concrete.

ATTRACTIVE APPEARANCE — FLEXIBLE IN DESIGN — Can take a variety of aesthetically agreeable shapes and bold new designs. Refined prestressed designs result in lighter weight structures.

LOW INSURANCE COST — Durability and fire resistance earns low insurance premiums.

MAINTENANCE-FREE — Requires no painting, little or no waterproofing. Needs no protection from corrosion and is virtually crack-free.

LOW INITIAL COST — Design flexibility, quality plant production and short construction time mean superior structures for less money.

PRESTRESSED CONCRETE INSTITUTE
 205 WEST WACKER DRIVE • CHICAGO 6, ILLINOIS

Gentlemen: Please send me your free booklet "Prestressed Concrete—Applications and Advantages."

NAME _____
 POSITION _____
 FIRM _____
 ADDRESS _____
 CITY _____ ZONE _____ STATE _____

PRESTRESSED CONCRETE INSTITUTE

- MONTANA** Floyd Pappin & Son, Inc., Great Falls
- NEBRASKA** Nebraska Prestressed Concrete Co., Lincoln • Wilson Concrete Co., Omaha
- NEW JERSEY** Camco Concrete Corp., Vineland • Formigli Corp., Berlin
- NEW MEXICO** American-Marietta Company, Albuquerque
- NEW YORK** American-Marietta Company, New York City • American-Marietta Company, Syracuse • Precrete, Inc., Corona • Principo-Danno, Inc., Long Island City • Raymond International, Inc., New York • Winkrete Precast Co., Inc., Syracuse
- NORTH CAROLINA** Arnold Stone Co., Greensboro • Concrete Materials, Inc., Charlotte • North Carolina Products Corp., Raleigh • Piedmont Construction Co., Winston-Salem • S & G Prestress Co., Wilmington

- OHIO** American-Marietta Company, Columbus • Concrete Masonry Corp., Elvira • Concrete Pipe Co. of Ohio, Cleveland • Marietta Concrete, Div. American Marietta Company, Marietta
- OKLAHOMA** Oakley Engineering Co., Tulsa
- OREGON** Builders Supply Co., Medford • Empire Pre-Stress Concrete of Oregon, Portland • Russ Island Sand & Gravel, Portland
- PENNSYLVANIA** American-Marietta Company, Norristown • Dickerson Structural Concrete Corp., Youngwood • Eastern Prestressed Concrete Corp., Line Lexington • New Enterprise Stone & Lime Co., Inc., New Enterprise • Pennsylvania Prestress, Inc., York • Schuykill Products, Inc., Cresona • Turbotville Block Co., Turbotville
- SOUTH CAROLINA** American-Marietta Company, Columbia • Ballard-Rice Prestressed Corp., Greenville
- SOUTH DAKOTA** Gage Bros. Concrete Products, Sioux Falls

- TENNESSEE** American-Marietta Company, Memphis • Concrete Prestressed Corp., Bristol • Knox Concrete Products, Inc., Knoxville • Nashville Breko Block Co., Nashville
- TEXAS** Anchor-Wate Co., Alameda • Atlas Structural Concrete, El Paso • Crow-Guide Prestressed Concrete Co., Amarillo • Span, Inc., Dallas • Texas Concrete Co., Victoria • National Precast Corp., Houston • Texas Quarries, Inc., Austin
- UTAH** Utah Prestressed Concrete Co., Salt Lake City
- VIRGINIA** Concrete Structures, Inc., Richmond • Shockey Bros., Inc., Winchester • Southern Block & Pipe Corp., Norfolk • Virginia Prestressed Concrete Corp., Roanoke • Alexandria Prestressed, Inc., Alexandria
- WASHINGTON** Associated Sand & Gravel Co., Everett • Central Pre-Mix Concrete Co., Spokane • Concrete Technology Corp., Tacoma
- WISCONSIN** Concrete Research, Inc., Waukesha • Prestressed Concrete Products Corp., Verona • West Allis Concrete Products Co.,

- Milwaukee • Eau Claire Stresscrete, Inc., Eau Claire • F. Hurbit Co., Green Bay
- PUERTO RICO** Pacard Prestressed Beams Corp., San Juan
- CANADA** Alberta: Con-Force Products Ltd., Calgary • Manitoba: Building Products & Coal Co. Ltd., Winnipeg • Supercrete Ltd., St. Boniface • New Brunswick: Joseph A. Likely Ltd., St. John • Newfoundland: Lundrigan's Concrete Ltd., Corner Brook • Nova Scotia: L. E. Shaw Ltd., Halifax • Ontario: Murray Associates Ltd., Toronto • Ontario Stresscrete Ltd., Burlington • Pre-Con Ltd., Stratford • Ryan Builders Supplies Ltd., Windsor • Schall Industries Ltd., Woodstock • Standard Prestressed Structures Ltd., Maple • Toronto Cast Stone Co. Ltd., Toronto • Wilson Concrete Products Ltd., Belleville • J. M. Wright Ltd., North Bay • Quebec: Franco Ltd., Montreal • Pressure Pipe Ltd., Montreal

This advertisement sponsored by PCI Active Members

NOTICES

New Branch Offices

CANDEUB, FLEISSIG & ASSOCIATES, Community Planning and Urban Renewal Consultants, 1367 Post St., San Francisco, Calif.

New Addresses

JOHN ALEXANDERS, Consulting Engineer—Structural, Radburn Plaza Building, Plaza Road and Fair Lawn Ave., Fair Lawn, N.J.

WILLIAM ALLEN, Architect, Suite 401, 315 S. Beverly Drive, Beverly Hills, Calif.

THE AMERICAN SOCIETY OF CIVIL ENGINEERS, THE AMERICAN SOCIETY OF MECHANICAL ENGINEERS, United Engineering Center, 345 E. 47 St., New York 17, N.Y.

CORLETT AND SPACKMAN, Architects, 121 Second St., San Francisco 5, Calif.

DREYFUSS & BLACKFORD, Architects & Planners, 2729 Eye St., Sacramento, Calif.

FORDYCE AND HAMBY ASSOCIATES, 717 Fifth Ave., New York 22, N.Y.

WALTER HIRAM FRICK, Consulting Architectural Engineer, FRICK & SWEENEY, Consulting Architectural Engineers, 330 S. Evaline St., Pittsburgh 24, Pa.

HENNEBERG & HENNEBERG, Architects and City Planners, 806 Massachusetts Ave., Cambridge 39, Mass.

HENNINGSON-DURHAM & RICHARDSON, Engineers-Architects-Planners, 3555 Farnam St., Omaha 31, Nebr.

HENRY T. HEY, Architect, Rt. 3, Box 67, Marianna, Fla.

ROBERT MUNCASTER, Architect, 205 Avenue I, Redwood Beach, Calif.

RATCLIFF - SLAMA - CADWALADER, Architects, 3408 Grove St., Berkeley 3, 6117 Grove St., Oakland 9, Calif.

RIDGLEY & WEXLER, Architects, 4623 Gloria Ave., Encino, Calif.

HOWARD SCHRODER, Architect, 375 N. Fulton St., Suite L, Fresno 1, Calif.

ERIC W. SMITH, JR., ROBERT ENTZEROTH, Architects, 10 S. Hanley Road, Clayton 5, Mo.

CYRIL TUCKER, Architect, 329 Miami Ave., Rochester, N.Y.

CECIL H. WELLS, JR., Consulting Engineer, 2031 Pioneer Court, Suite 12, San Mateo, Calif.

New Firms

ROBERT E. DES LAURIERS, JOHN T. SIGURDSON, principals in firm of DES LAURIERS-SIGURDSON, Architects, 4052 Calavo Drive, La Mesa, Calif.

LAURENCE FARRANT ASSOCIATES, Planning-Architecture-Engineering, Virginia Building, Suite 16, Riverside, Calif.

FRIEDMAN, OMARZU, ZION & LUNDGOOT, Architects, 150 N. Wacker Drive, Chicago 6, Ill.

LAUREN V. POHLMAN, ROMAN N. CHAPPELSKY, principals in firm of POHLMAN & CHAPPELSKY, Architects, 1140 E. Jersey St., Elizabeth 4, N.J.

RICHARD O. STANLEY, Architect, 31 Exchange St., Lynn, Mass.

ROLLAND D. THOMPSON, Architect, 33 E. 61 St., New York 21, N.Y.

WILLIAM I. WILLIAMS ASSOCIATES, Architects, Mayer Central Building, 3033 N. Central Ave., Phoenix 12, Ariz.

New Partners, Associates

GEORGE L. BONVALLET, appointed Associate in firm of HOWARD C. HARDY AND ASSOCIATES, Consultants in Acoustics, Chicago, Ill.

JOSEPH BELSER, SAMUEL TULCHINSKY, FEREYDOON GHAFARI, VICTOR PRESTON, made Associates in firm of VICTOR GRUEN ASSOCIATES, Architects-Engineers-Planners, Beverly Hills, Calif.

Continued on page 222

APPLICATION DETAILS
for the SMOOTHIE® Door Closer Shown on Opposite Page
As Demonstrated in Drawings Above:

1. The LCN "Smoothie" takes less space than most doorknobs between door and wall.
2. Degree of door opening possible depends mostly on type of trim and size of butt used.
3. Arm of LCN "Smoothie" is formed to avoid conflict with almost any conventional trim.
4. Joints in arm and shoe make it easy to vary the height of shoe as needed for beveled trim.
5. Power of closer is increased or decreased by simply reversing position of shoe.

Complete Catalog on Request—No Obligation or See Sweet's 1961, Sec. 18e/Lc

LCN CLOSERS, PRINCETON, ILLINOIS
A DIVISION OF SCHLAGE LOCK COMPANY
Canada: LCN Closers of Canada, Ltd., P. O. Box 100, Port Credit, Ontario

Vincent G. Kling, Architect

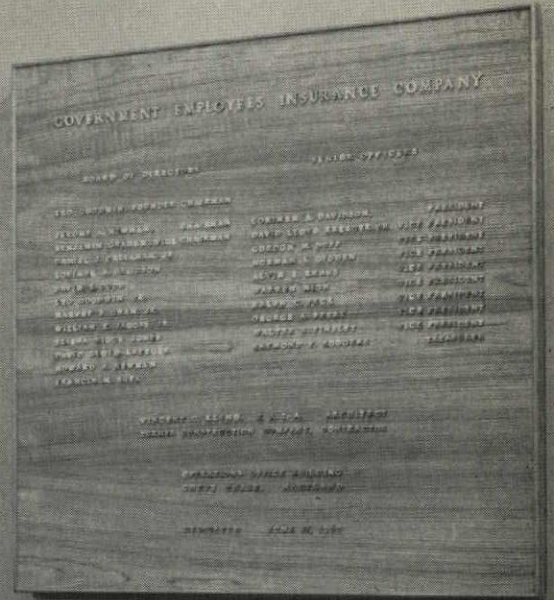

Modern Door Control by *LCN* "SMOOTHEE" Door Closers

OFFICE OF GOVERNMENT EMPLOYEES INSURANCE COMPANY, WASHINGTON, D.C.

LCN CLOSERS, PRINCETON, ILLINOIS

A DIVISION OF SCHLAGE LOCK COMPANY

Application Details on Opposite Page



GOVERNMENT EMPLOYEES INSURANCE COMPANY

BOARD OF DIRECTORS

- ED. JOHNSON, CHAIRMAN
- FRANK A. WARD
- WALTER W. WILSON
- JOHN J. WILSON
- WILLIAM E. WILSON
- WILLIAM E. WILSON
- WILLIAM E. WILSON
- WILLIAM E. WILSON
- WILLIAM E. WILSON
- WILLIAM E. WILSON

EXECUTIVE OFFICERS


- CORNER J. BAYBORN, PRESIDENT
- DAVID LLOYD BAYBORN, VICE PRESIDENT
- GORDON M. BAYBORN, VICE PRESIDENT
- ALVIN E. BAYBORN, VICE PRESIDENT
- FRANK E. BAYBORN, VICE PRESIDENT
- GEORGE E. BAYBORN, VICE PRESIDENT
- WALTER E. BAYBORN, VICE PRESIDENT
- WILLIAM E. BAYBORN, VICE PRESIDENT

VINCENT G. KLING & CO., ARCHITECTS
1222 KANSAS AVENUE, WASHINGTON, D.C.

GENERAL OFFICE BUILDING
1222 KANSAS AVENUE, WASHINGTON, D.C.

DESIGNED BY VINCENT G. KLING





SIMPLICITY

Superb in its simplicity... bold in its quality... dramatically down-to-earth in concept and design. Here is the sparkling new Series A730... double-hung aluminum window by the master craftsmen of Albro.

Some features of interest:

- easily installed in single or multiple units
- adaptable to curtain wall systems
- economically priced
- in all commercial sizes
- mechanical and electro-chemical finishes
- for use in apartment, office, institutional structures
- backed by rigid laboratory tests and...
- more than thirty years of creativity in metals...

See it in Sweets or write

ALBRO METAL PRODUCTS CORP.

944 Longfellow Avenue
New York 59, New York

For more information, circle No. 316

222 Notices

Continued from page 220

ELEANOR LARRABEE, ERIC JOSEPH PICK, made Associates in firm of WARNER, BURNS, TOAN, LUNDE, Architects, 724 Fifth Ave., New York 19, N.Y.

C. HERBERT PASEUR, made Partner in firm of CAUDILL, ROWLETT & SCOTT, Architects, Houston, Texas.

Elections, Appointments

JOHN G. CAPPOZZO, named Vice-President of the Architectural Division of JOHNSON & JOHNSON ENGINEERS-ARCHITECTS, INC., Chicago, Ill.

JOHN CLABBY, appointed Vice-President of the Systems Division in firm of DANIEL, MANN, JOHNSON & MENDENHALL, Planners - Architects - Engineers, Los Angeles, Calif. The firm also announces the appointment of BYRON E. BARNES as Staff Planning Consultant.

HELEN HUTCHINS, owner of the HELEN HUTCHINS PERSONNEL AGENCY, specialist in personnel for the architectural, interior, and industrial design fields, has been elected to the Board of Directors of the Association of Commercial and Professional Personnel Agencies.

SAMUEL B. LINCOLN, elected Honorary Chairman of the Board; WILLIAM J. HEISER, elected Chairman of the Board; J. ROBERT POTTER, elected President and Treasurer, in firm of LOCKWOOD GREENE ENGINEERS, INC., of Boston, Mass., New York, N.Y., Spartanburg, S.C.

SERGE P. PETROFF, elected a Vice-President in firm of CHARLES LUCKMAN ASSOCIATES, Los Angeles, Calif.

Name Changes

BOHLEN & BURNS, Architects and Engineers, 1308 N. Meridian St., Indianapolis 2, Ind. Formerly D. A. BOHLEN & SON and BURNS & BURNS.

ELLIS, ARNDT & TRUESDELL, Architect-Consulting Engineers-Landscape Architects 614 MacArthur Building, 114 W. Union St., Flint 2, Mich. Formerly DEANE M. TRUESDELL, Architect, and ELLIS, ARNDT & ASSOCIATES, Consulting Engineers.

OLMSTED ASSOCIATES, Landscape Architects, 99 Warren St., Brookline 46, Mass. Formerly OLMSTED BROTHERS, Landscape Architects.

WALTER H. SOBEL AND ASSOCIATES, Architects, Engineers, Consultants, 450 E. Ohio St., Chicago 11, Ill. Formerly WALTER H. SOBEL AND J. STEWART STEIN, which has been dissolved.

O.D.I. Designs Available in Canada

Residential and office furniture designed by O.D.I. and available through their showrooms at 315 E. 62 St., New

York City, will also be available in Canada. Furniture will not be exported but will be manufactured in Canada by OFFICE SPECIALTIES of New Market, Ontario. This will mean a substantial saving to a firm doing work in Canada and wanting to use U.S. furniture they have seen at O.D.I.

Expansion and Relocation

The manufacturing plant of SPRAYLAT CORPORATION has moved to larger quarters at 730 S. Columbus Ave., Mt. Vernon, N.Y. The new plant will include improved laboratory facilities to further the development of Spray-on Strip-off plastic coatings.

New G-E Division

The formation of a new GENERAL ELECTRIC PRODUCT SECTION, the CENTRAL AIR CONDITIONER SECTION, comprised of G-E's Tyler, Texas, Central Air Conditioner Plant and their Trenton, N.J., Furnace Plant, was announced. W. J. McCULLOUGH has been appointed as General Manager of this Section.

New Design Center

THE B. F. GOODRICH COMPANY's new design center at 300 Park Ave., New York, is being established for the designing, styling, and packaging of products in the home furnishings, flooring, housewares, footwear, marine, construction, industrial, and automotive fields. The center is under the management of JAMES D. FLORIA.

New Lock Manufacturing Company

GEORGE FRIEDMAN has formed a new lock manufacturing company of which he is President: the PRECISION LOCK MANUFACTURING CO., INC., 933 Stanley Ave., Brooklyn 8, N.Y. The new company occupies a new plant with complete, integrated facilities for design, engineering, fabrication, assembly, and packaging of a full line of builders' hardware and consumer branded locks.

New Koppers Departments

KOPPERS COMPANY, INC., announces the formation of the Panel Department, headed by B. R. SARCHET, and the Lumber Sales section in the Wood Preserving Division, managed by W. W. HANLY, JR


WHEN YOU CHANGE YOUR ADDRESS

Please report both new and old addresses directly to P/A five weeks before you move.

PROGRESSIVE ARCHITECTURE
Circulation Department

430 Park Ave., New York 22, N. Y.

▶ Great new things are shaping up in concrete block



Hamden Mart Branch of The Second National Bank of New Haven. Architect: Rossetti & Mileto, Bristol, Conn. Grille block by The Plasticrete Corporation, Hamden, Conn.

Atlas Masonry Cement provides the right mortar

New designs in masonry construction require both a functional and decorative material. That's why more architects are utilizing concrete grille block indoors and out. These attractive masonry units can be used for solar screens, accent walls, partitions, perforated facades. They can be used to control light, air, wind or sun – substantially reducing air-conditioning and heating costs. Inquire about sizes and designs at your local block producer. □ For laying up grille block, specify ATLAS MASONRY CEMENT for mortar. It helps produce a smooth, workable mix; saves labor; cuts waste; assures a good bond; provides joints that are uniform in color. Complies with ASTM & Federal Specifications. For literature, write: Universal Atlas, Dept. M, 100 Park Avenue, New York 17, N. Y.

M-05

"USS" and "Atlas" are registered trademarks.



**Universal Atlas Cement
Division of
United States Steel**

OFFICES: Albany • Birmingham • Boston • Chicago • Dayton • Kansas City • Milwaukee • Minneapolis • New York • Philadelphia • Pittsburgh • St. Louis • Waco

ARCHITECT
CLIENT

CONTOURA EXCITES THEM BOTH



Take a completely new concept in office seating . . . chairs adjustable on the spot in seconds not just to user size and posture but to sitting *attitude* as well. Add the beauty of artfully sculptured back, arms and seat. Mix in a skillfully coordinated assortment of fabrics and finishes. Blend all these in a complete line of chairs for every office use. The result is the Contoura Group, the first major advance in office seating since the posture chair. Small wonder we can say "Contoura excites them all . . . all those who must choose or use office chairs." For complete information on how to take advantage of this seating excitement, contact the convenient Corry Jamestown dealer listed in our Yellow Pages—or write Corry Jamestown Corporation, Department PA-101, Corry, Pennsylvania.



CORRY JAMESTOWN

For more information, turn to Reader Service card, circle No. 329



TO SAFEGUARD YOUR REPUTATION, SPECIFY PRODUCTS OF FTI MEMBERS

Members of the FTI protect your reputation as well as their own by means of an enlightened program of quality control, and aggressive pursuit of improvement in structural glazed and unglazed facing tile.

Through standardization of colors, shapes and sizes, through cooperation with the Modular Building Standards Association, through provision of product information (including precise descriptions of physical properties, performance characteristics, and specifications), these *responsible* manufacturers save you planning time . . . help minimize installation time and waste.

By means of continual testing, rigid quality control is maintained. By means of research,



F.T.I. MEMBERSHIP:

Charleston Clay Products Company

Charleston 22, West Virginia

McNees-Kittanning Company

Kittanning, Pennsylvania

Metropolitan Brick, Inc.

Canton 2, Ohio

Natco Corporation

Pittsburgh 22, Pennsylvania

Stark Ceramics, Inc.

Canton 1, Ohio

West Virginia Brick Company

Charleston 24, West Virginia

quality is improved and new architectural needs are met. In-

stitute engineers offer technical aid, help solve design installation problems. Increased production by Institute members meets job schedules and design needs.

Only members of the FTI underwrite the costs of this constructive program; only members of the FTI support this long-range point of view that helps architects perform efficiently, enables the building industry to deliver the best possible end product. Only members of the FTI merit *your* support.

For further information, contact the Facing Tile Institute or the sales offices of the member companies listed above. In the interest of better facing tile construction, these companies have contributed to this advertisement.

FACING TILE INSTITUTE

1520 18th Street, N.W., Washington 6, D. C.

Beauty • Sanitation • Low Maintenance • Structural Stability • Color Range • Thru-the-wall • Modular • Flexibility

From Northern California to Northern Maine...

REDWOOD'S k FACTOR OF 0.76 HELPS CUT HEATING COSTS. In regions where sub-zero temperatures and roof-high drifts are commonplace, redwood is held in high esteem by architects and cost-conscious boards. Not only does Certified Kiln Dried redwood provide exceptional insulation value (redwood one-inch thick equals concrete 15 inches thick), but it can also be depended upon to stay weathertight and resist weather checking. And in every part of the country, in every climate, the friendly warmth and natural beauty of redwood have made it the hallmark of the best in contemporary school architecture.

Architect: Alonzo J. Harriman, Inc.




*All the wonderful warmth of wood
is best expressed in redwood*

CALIFORNIA REDWOOD ASSOCIATION • 576 SACRAMENTO STREET • SAN FRANCISCO 11
CRA-TRADEMARKED CERTIFIED KILN DRIED REDWOOD

California Redwood Association coordinates the research, forest management, grading and consumer service activities of these member mills: WILLITS WOOD PRODUCTS CO. • GEORGIA-PACIFIC CORP. • UNION LUMBER CO. • THE PACIFIC LUMBER CO. • ARCATA REDWOOD CO. • SIMPSON TIMBER CO.

Individual room control. Teachers have complete control of heat and ventilation in their classrooms, with gas-fired Norman Schoolroom Systems. The heating unit and ducts are attractively housed in functional work and shelf areas.



This school warms up in minutes, with

Early-bird teachers and pupils never shiver in the cold at the new St. Barnabas School, Birmingham, Alabama. Every room has its own individual gas-fired Norman Heating and Ventilating System for rapid heat and ventilation. Each room starts to heat up the instant the units are turned on. No system warm-up is necessary.

Fast heat at low cost! Norman Schoolroom Systems heat rapidly, automatically and independently. Heating costs stay low with the unbeatable fuel economy of gas.

This school was designed for the addition of rooms as needed. Room-by-room Norman units are exceptionally well suited to this plan. And



Architect: Wilmot C. Douglas. Mechanical Design by John M. Tillery. Both of Birmingham, Alabama.

GAS-fired NORMAN Schoolroom Systems

the school enjoys all the advantages of modern gas heat... comfort, speed, cleanliness, safety, economy and dependability of supply.

Complete information on gas-fired Norman Products is yours



for the asking. Call your local Gas Company, or write NORMAN PRODUCTS CO., 1151 Chesapeake Ave., Columbus 12, Ohio.

American Gas Association

**FOR HEATING ...
GAS IS GOOD BUSINESS!**



Whether you are looking for a reliable reference on exterior design . . . a source of inspiration for design and color ideas . . . or a handy guide to harmonious color combinations . . . this lavishly illustrated book (over 200 magnificent full-color photographs!) is truly indispensable

COLOR IN ARCHITECTURE A Guide to Exterior Design

by **KONRAD GATZ and WILHELM O. WALLENFANG**

1961, 192 pages, 9 x 12, 385 photographs (218 in color), \$16.95



Today the most important aspect of exterior architectural design is color. Architects and builders are constantly experimenting with color to find solutions which are permanently pleasing and technically sound. Unfortunately, there is often a lack of reliable knowledge and experienced understanding of color. What is needed are good examples of proven solutions that will point the right way.

This book is the answer. It is a systematic presentation of all techniques for treating facades with colored plaster (stucco) and paint. It discusses both the architectural and technical problems involved in exterior work with colored plaster, applying finishes to plaster, and

finishing wood and metal. It covers such building types as one-family homes, apartment houses, schools, hotels, industrial plants, and office buildings.

Most of the book is devoted to 385 illustrations—218 four-color photographs of buildings plus 167 black-and-white detail photographs — of pertinent work from the United States and Europe. Each illustration has an explanatory caption. *No previous book on architecture has shown so many modern buildings in color!*

Here is a definite "must" addition for the library of every architect who wants his buildings to possess a distinguished, attractive, and thoroughly modern appearance.



SURFACE STRUCTURES IN BUILDINGS

by **FRED ANGERER**. Written from the architect's viewpoint, this introductory handbook explains in simple language the materials, techniques and structural possibilities of surface structure construction. The book thoroughly covers static and structural principles, applications of these principles, and various methods for defining space. The author stresses the decisive originality of shells and folded plates in this type of construction, and points the way to future developments. 1961, 142 pages, 5 1/2 x 8 1/2, 100 illustrations, paperbound, \$4.50



30 DAYS' FREE TRIAL

REINHOLD PUBLISHING CORPORATION
Dept. M-893, 430 Park Avenue, New York 22, N. Y.

Please send me the book(s) checked below for 30 days' free trial (in U.S.A. only) under the following terms:

- Total purchase price enclosed (Reinhold pays regular delivery charges)
- Bill me (plus delivery charges)
- Gatz & Wallenfang: COLOR IN ARCHITECTURE.....\$16.95
- Angerer: SURFACE STRUCTURES IN BUILDING 4.50



NAME (please print) _____

ADDRESS _____

CITY & ZONE _____ STATE _____

SAVE MONEY! Enclose total payment with order and Reinhold pays regular delivery charges. Same return privilege guaranteed. Please add 3% sales tax on N.Y.C. orders. Send check or money order—do not enclose cash!

NORTH CAROLINA NATIONAL BANK

another of today's finest
high-rise buildings — clad by
GENERAL BRONZE



The Charlotte skyline now boasts a striking new addition: the headquarters building of the North Carolina National Bank. General Bronze engineered, produced and erected the complete aluminum curtain wall system, as well as reversible aluminum windows and architectural metalwork.

*Architects: Walter Hook Associates, Inc.
Contractor: Southeastern-Godde-Thompson and Street*

When you think of curtain walls... either skin or grid-and-panel systems... in aluminum, bronze, or stainless steel... think also of the design and engineering services only General Bronze can offer you. With close to half-century's experience in architectural metalwork and fenestration, and 16 years in curtain wall construction, General Bronze is uniquely equipped to help you realize the benefits and avoid the pitfalls of this highly specialized field.

For additional information, consult your Sweet's files... call in the General Bronze representative nearest you... or write to: General Bronze Corporation, Garden City, N. Y. • Sales Office: 100 Park Avenue, New York, N. Y.

PERMATITE DIVISION—Custom-built Windows, Curtain Walls, Architectural Metal Work and Revolving Doors. ALWINTITE DIVISION—Stock-size Aluminum Windows and Doors. BRACH MFG. CO. DIVISION—Radio, Television and Electronic Equipment. STEEL WELDMENTS, INC. DIVISION—Custom Fabrication in Steel and Iron.

For more information, turn to Reader Service card, circle No. 340

SITUATIONS OPEN

ARCHITECT—Permanent opportunity in dynamic western city for architect with design imagination, production drawing savvy and willingness to tackle challenging projects. Salary to match qualifications. Send resume to Robert Wehrli, Architectural Guild, 829 C Y Avenue, Casper, Wyoming. Fishing here is good.

ARCHITECT—Permanent position for graduate architect with good all-around background in architectural design and production of working plans. Position open immediately with established Midwest architects. Moving expenses paid. Send resume, including education, experience, and personal qualifications to Box 279, PROGRESSIVE ARCHITECTURE.

ARCHITECTURAL DRAFTSMAN—The Job: Assists in preparing plans, elevations, sections and details of buildings by doing assigned portions of the work in accordance with closely prescribed procedures. Requirements: College degree with major course of study in Architecture; minimum one year full-time paid professional experience in the practise of Architecture. Combination of education and experience considered. Permanent Civil Service position with fringe benefits; salary open. Please send resume and salary requirements to Chief, Administrative Division, Department of the Treasury, State House, Trenton, New Jersey.

ARCHITECTURAL OPPORTUNITY—For trained men who can develop important projects from start to finish. Young men, under age 40 preferred. Must be dedicated men who

Advertising Rates

Standard charge for each unit is Five Dollars, with a maximum of 50 words. In counting words, your complete address (any address) counts as five words, a box number as three words. Two units may be purchased for ten dollars, with a maximum of 100 words. Check or money order should accompany advertisement and be mailed to Jobs and Men, c/o Progressive Architecture, 430 Park Avenue, New York 22, N. Y. Insertions will be accepted not later than the 1st of the month preceding month of publication. Box number replies should be addressed as noted above with the box number placed in lower left hand corner of envelope.

want to progress in this field and who will assume responsibility. Apply now to Box # 280, PROGRESSIVE ARCHITECTURE.

ARCHITECTURAL RENDERER—Part-time Architectural Renderer experienced in all mediums. Long Island resident preferred. Samples required. Call GE 3-3108.

ARCHITECTURAL SERVICES REPRESENTATIVE—A leading producer of copper and brass has a position for a man familiar with architectural drafting and building construction, and who has had experience or training in the architectural metals business and in the work of the mechanical trades. Must be capable of working with architects and engineers in an advisory capacity, and should have a flair for sales and sales promotion. Opportunity is present to use creative ability in developing new products and applications for the copper metals in the building field. Box # 281, PROGRESSIVE ARCHITECTURE.

ARCHITECTURAL SPECIFICATIONS WRITER—Permanent position now available with established architectural firm for thoroughly

qualified and experienced man. Moving expenses paid. 3 week vacation. Salary open. Resume and photo to G. Melzer, P. O. Box 793, Cincinnati 1, Ohio.

STRUCTURAL ENGINEER OR MERGER—Well established mechanical, electrical and structural consulting engineering firm desires to expand structural engineering department. Seek merger with existing firm or will consider outstanding imaginative structural engineer with a minimum of 10 years consulting experience on buildings for key as associate, leading to partnership. Must be willing to relocate to Hartford or New York. In first letter state education, experience and references. Box # 282, PROGRESSIVE ARCHITECTURE.

YOUNG REGISTERED ARCHITECT—Under 40, to handle public works projects. Must be in good health, imposing in stature, able to direct up to six large, medium and small projects at the same time, from start to finish. A full support team of designers, engineers, draftsmen, and supervisors available at all times to do the detail work. Location in Eastern Pennsylvania. Salary and bonus. Ownership plan. Only requirement is ability and a will to work. Interested, write to Box #283, PROGRESSIVE ARCHITECTURE.

SITUATIONS WANTED

ARCHITECT—Cuban, 30, married, family. Diversified experience. Desires permanent position in Architectural field. Designer—trained in foreign countries. Assistant professor, University of Havana. Editor, writer, well rounded experience concerning technical
Continued on page 234

ARCHITECTS • INTERIOR DESIGNERS!

For more than three decades, **SCALAMANDRE** has been called upon to furnish Fabrics, Trimmings and Wall Coverings for America's leading Historical Shrines, Restorations, Reproductions and Modern Interiors; Commercial, Institutional and Residential. Our experience is vast, unlimited and diversified. Avail yourself of our newly established Courtesy Consultation Service. Call or write:

Gino Scalamandré, Vice President
Architectural Contract Division
37-24 24th Street — Long Island City 1, N.Y. — ST 4-0794

OR VISIT OUR SHOWROOMS LISTED BELOW
Fabric and Wallpaper coordinations; Jacquard and Hand Printed on finest Silks, Cottons and Imported Linens; selected synthetic fibres. 20,000 patterns to choose from.


WHEN IN NEW YORK BE SURE TO VISIT OUR MILL. NO ORDER TOO LARGE OR TOO SMALL. SAMPLE CUTTINGS AVAILABLE.

Scalamandré

Main Showroom: 63 East 52nd St., N. Y. C.

ATLANTA • BOSTON • CHICAGO

LOS ANGELES • PHILADELPHIA • SAN FRANCISCO



For every installation needing strength and rigidity . . .

ELAFLOR

FREE-ACCESS FLOORING

There are several types available . . . from the top they generally look the same. Underneath, it's a different story. Visit an installation of any brand, lift a panel, rock a pedestal. You'll see the difference between ELAFLOR and the others. But, you can save lots of time by referring to our literature . . . the facts and drawings are all there.

*Pat. App. For

LISKEY LUMINUM, INC.

Friendship International Airport, Box 506, Glen Burnie, Md.; Canadian Rep.—Cameron Windows (Aluminum) Ltd., 142 Kennedy Rd. S., Brampton, Ontario

For more information, turn to Reader Service card, circle No. 361

Write for 34 page "Construction Details" Folder

WHO LOOKS AT THE ROOF?


No one has to look at the roof of this award-winning building (AIA Award of Merit, 1961), because a Ruberoid roof was applied.

A Ruberoid roof, expertly built-up with Ruberoid special roofing bitumen, by an approved Ruberoid roofer, assures years of weather-tight, maintenance-free service.

Look up to the finest in roofing on your next project. Specify Ruberoid!

Be sure to get your copy of the industry's most complete built-up roofing specification manual. Write: The RUBEROID Co., 733 Third Avenue, New York 17, N. Y.

RUBEROID



DENVER-HILTON HOTEL, DENVER, COLORADO

Architect: I. M. Pei and Associates

Roofing Contractor: Asphalt Products Company

Ruberoid Specifications: Special Roofing Bitumen, Asphalt Felt, gravel surface

For more information, turn to Reader Service card, circle No. 390

Continued from page 232

magazines. Executive board positions Havana's Society of Architects. Two languages. Any location. Resume on request. Box # 285, PROGRESSIVE ARCHITECTURE.

ARCHITECT—M. Arch., Ph.D. Family man and active in community life. 25 years experience all phases of practice: detailing, designing, supervision, writing, research and lecturing. Widely traveled. Rich and unique cultural background includes European connections. Specialist in churches and historical details. Experience includes college buildings, department stores, banks, theaters, churches. Energetic organizer. Presently university professor in U.S. Seeks administrative college post or responsible office position with associateship or partnership. Prefer Eastern U.S., Canada or Great Lakes area. Salary \$10M and up. No time for curiosity seekers but will send full resume to serious party. Box #286, PROGRESSIVE ARCHITECTURE.

ARCHITECT—Registered Florida, New Jersey, NCARB; seven years Director of Architecture for a national retail chain with complete responsibility at the corporate level for planning and execution of all phases of extensive building programs throughout the country. Previous experience in Architectural offices. Experienced in all phases of architectural practice. I am looking for an association or partnership with a growing architectural firm. I am willing to make an investment in the firm for this purpose. Box #287, PROGRESSIVE ARCHITECTURE.

ARCHITECT — 35, registered in Conn.,

NCARB, Master of Arch. Harvard University, married, family. Experienced in design and working drawings for wide variety of projects with top firms. Desires responsible position leading to associateship or partnership with office doing creative design. Will consider relocation anywhere. Resume on request. Box #288, PROGRESSIVE ARCHITECTURE.

ARCHITECT/DESIGNER—Job Captain, University degree, seeks responsible, challenging position with progressive architects office. Experience on institutional, commercial, office and large residential buildings, urban developments. Presently working in New York City. Resume on request. Box #289, PROGRESSIVE ARCHITECTURE.

ARCHITECTURAL SUPERVISOR—47, ICS student architecture course; 15 years construction superintendent have worked six years Architect's office, handle all relations with clients and contractors; promotional work, estimating, specification writing, detail designing, processing of project documents. Mid or Southwest. Resume on request. Box #290, PROGRESSIVE ARCHITECTURE.

OVERSEAS POSITION—ARCHITECTURAL ENGINEER — Registered two midwest states NCARB, eight years comprehensive responsible experience in all phases of architectural practice, from client contact through construction supervision, seeks overseas position where education for children is available. Presently employed as project Architect for large, well established office. Married, two children. Box #291, PROGRESSIVE ARCHITECTURE.

REGISTERED ARCHITECT—6 years experience. Design, engineering, construction, administration, project coordination and client relations. Industrial and commercial projects. De-

sires administrative with professional organization or on a corporate level. Project planning, coordination and liaison. Position must offer future interest or form of stock participation. Northeastern states. Box #292, PROGRESSIVE ARCHITECTURE.

TEACHING POSITION—Architect seeks full-time teaching position. Bachelor of Arts, Institute of Design; Bachelor of Architecture, Harvard, NCARB certificate. Nine years diversified office and field experience. Age 36, family. Box #293, PROGRESSIVE ARCHITECTURE.

MISCELLANEOUS

ARCHITECTURAL & DESIGN PERSONNEL AGENCY—A personalized placement service for top-level architects, designers, engineers, draftsmen, estimators and interior designers; selective contacts arranged in a confidential and professional manner. Interviews by appointment. 58 Park Avenue, New York. MUrray Hill 3-2523.

CAREER BUILDERS-RUTH FORREST — since 1947 a Personnel Agency specializing in Architectural, Interior, and Industrial Designers; all Home Furnishings and related personnel. Trainees to top executives. 515 Madison Ave., New York 22, N. Y. PLaza 2-7640.

HELEN HUTCHINS PERSONNEL AGENCY—Specialist Architectural, Industrial, Interior, Design; Decorative Arts and Trades; Home Furnishing Field, Architects, Designers, Draftsmen, Administrative Personnel, Interviews by appointment, 767 Lexington Ave., New York 21, N. Y. TE 8-3070.

STOPS RUST!

BRUSH OR SPRAY!




530% better than other widely promoted brands


**DRY IN 20 MINUTES!
TOP COAT IN 2 HOURS!**

Krylon Rust Magic penetrates rust in minutes, bonds itself to the metal, positively prevents further corrosive action. Compatible with almost any finish... lacquers, enamels, varnishes, acrylics, epoxies, vinyls, latex, oil-base and water-base paints. Earned a near-perfect 9.1 rating in ASTM Rust Prevention Index tests... 530% higher than other leading brands! At leading jobbers and paint stores everywhere—or write on your company letterhead for information.

RUST MAGIC SUPERIORITY




RUST MAGIC



BRAND A

Metal panels subjected to extreme salt spray for 325 hours. Rust Magic panel film shows no defect or corrosion except where scribed through to bare metal. Brand A shows severe blistering, under-film corrosion, lifting and creeping.



Since 1948 KRYLON has sold more aerosol paints than all other aerosol brands combined For more information, turn to Reader Service card, circle No. 355


BETTER BUILDINGS

for the MOTOR TRAVELER...

Motels

By GEOFFREY BAKER and BRUNO FUNARO

With over 600 photos and plans this book covers in detail all the facts the architect must consider in designing, building and equipping a motel. This is the only complete up-to-date book on the subject. You will find all the information you need on design



essentials—plus ideas and sound information based on actual experience in building many types of roadside accommodations. You will find hints on exciting room settings, signs to attract interest, restaurants, play areas, swimming pools, parking lots and carports. 268 pages, 9" by 12". Over 600 plans and photos. \$13.50

Write today for your 10-day-FREE examination copy.


REINHOLD PUBLISHING CORPORATION
430 Park Ave., Dept. M-894, New York 22, N. Y.

Quality that quietly speaks for itself...


HALL-MACK®

CORONADO ACCESSORIES

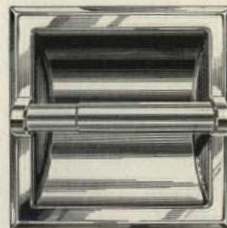

Where nothing but the finest in distinctive bathroom decor is acceptable, there you'll always find Hall-Mack Coronado Accessories.



Their lasting style and elegant quality are topmost among all bathroom accessories, bearing the most time-honored name of all ... Hall-Mack.



Coronado accessories are made of highest quality Zamak metal or brass, brilliantly polished, then finished in copper-nickel-chrome plate.



Send today for your free color booklet on Coronado and other fine Hall-Mack accessories

HALL-MACK COMPANY *division of Textron Inc.*
1380 W. Washington Blvd., Los Angeles 7, California

Please send free booklet on bathroom planning.

FA-1061

Name _____ Please Print

Address _____

City _____ Zone _____ State _____

Sold by leading plumbing, tile and hardware dealers everywhere

DIRECTORY OF PRODUCT ADVERTISERS

Aerofin Corp.	12	Haws Drinking Faucet Co.	186	Onan, D. W., & Sons, Inc.	98, 99
Albro Metal Products	222	Hillyard Chemical Co.	89	Otis Elevator Co.	183
American Gas Association	228, 229	Inland Steel Products Co.	184, 185	Pass & Seymour	70
American Telephone & Telegraph Co.	35	International Nickel Co., Inc.	43	Pittsburgh-Corning Corp.—Foamglas ..	97
Anemostat Corp. of America	44	Invisible Glass Corp.	182	Porter, H. K. Co., National Electric Div.	38
Armstrong Cork Co., Building Products Div.	77 thru 80	Johns-Manville Corp.	60, 61	Prescolite Mfg. Corp.	75
Armstrong Cork Co., Flooring Division	6, 7	Johnson Service Co.	106	Prestressed Concrete Institute	218, 219
Asbiton Western, Inc.	67	Kentile, Inc.	187	Reinhold Publishing Corp.,	230, 234
Baldwin-Ehret-Hill, Inc.	39	Kinnear Mfg. Co.	212	Roebblings, John A. Sons, Div. of Colorado Fuel & Iron Corp.	196
Bell & Gossett Co.	207	Kliegl Brothers	110	Rohm & Haas Co., Plastics Division	189
Bethlehem Steel Co.	17 thru 20, 192	Koh-I-Noor Pencil Co. Inc.	70	Rolscreen Corp.	204
Blum, Julius & Company	177	Krylon, Inc.	234	Rotary Lift Division, Dover Corp.	2, 3
California Redwood Association	227	LCN Closers, Inc.	220, 221	Ruberoid Co., The	233
Cambridge Tile Mfg. Co.	10, 11	Lead Industries Association	85	Russell & Irwin, Division American Hardware Corp.	23
Carrier Air Conditioning Co.	26	Lehigh Portland Cement Co.	8	Sanymetal Products Company, Inc. ..	111
Celotex Corp.	200, 201	Lightolier, Inc.	36, 37	Scalamandre Silks, Inc.	232
Concrete Reinforcing Steel Institute..	107	Line Material Industries, Div. of McGraw-Edison Co.	91	Silvray Lighting, Inc.	21
Connor Engineering Corp.	94	Liskey Aluminum, Inc.	232	Simpson Timber Co.	105
Corning Glass Works	9	Lone Star Cement Corp.	93	Sligh-Lowry Contract Furniture Co. ..	202
Corry-Jamestown Corp.	224, 225	Magee Carpet Co.	100	Sloan Valve Co.	179
Day-Brite Lighting, Inc.	208, 209	Mahon, R. C., Co.	102	Staedtler, J. S., Inc.	203
Designtime, Inc.	46	Maple Flooring Mfrs. Assn.	112	Stanley Works, Builders Hardware Sales & Magic Door Div.	199
Dover Corp., Rotary Lift Division	2, 3	Marble Institute of America, Inc.	29	Stark Ceramics, Inc.	195
Dow Corning Corp.	87	Marmet Corp.	213	Steel Joist Institute	215
Duriron Co., Inc.	4	Marvin Electric Mfg. Co., Inc.	95	Stuart, John, Inc.	30
Dux, Inc.	16	Master Builders Co.	40, 41	Summitville Tiles, Inc.	2nd Cover
Exolon Company, The	96	McLouth Steel Corp.	198	Thiokol Chemical Corp.	214
Facing Tile Institute	226	Meadows, W. R., Inc.	96	Tile Council of America, Inc.	180, 181
Federal Seaboard Terra Cotta Corp. ..	193	Michaels Art Bronze Co.	194	Torjesen, Inc.	76
Flexicore Co., Inc.	103	Miller Co.	13	Trinity Div., General Portland Cement Co.	Back Cover
Flynn, Michael Mfg. Co.	48, 49	Miller, Howard Clock Co., Built-In Div.	100	United States Gypsum Co.	24, 25
General Bronze Corp.	231	Minnesota Mining & Mfg. Co.	101	Universal Atlas Cement Co., Div. of U.S. Steel Corp.	223
General Fireproofing Co.	191	Mississippi Glass Co.	216, 217	Wallingford Steel Corp.	71, 72
Glidorama Division, Whizzer Industries	181	Moore, P. O., Inc.	110	Wasco Products, Inc.	50, 197
Glynn-Johnson Corp.	28	Mosaic Tile Co.	205, 206	Wayne Iron Works	42, 104
Goodrich, B. F., Co.	1	Mueller Brass Co.	63	Webster Electric Company	52
Grant Pulley & Hardware Corp.	188	National Association of Dealers & Distributors	190	West Coast Lumberman's Assn.	108, 109
Guth, Edwin F., Co.	3rd Cover	National Assn. of Home Builders	237	Weyerhaeuser Company	14, 15
Hall-Mack Company	235	National Concrete Masonry Assn.	22	Yawman & Erbe Mfg. Co., Inc.	58
Halo Lighting Products, Inc.	27	National Electric Div., Porter, H. K. Co., Inc.	38		
Hansson, Elof, Inc.	74	National Gypsum Co.	210, 211		
Hauserman, E. F. Co.	68, 69	National Plastic Products Co.	45		
		Neo-Ray Products, Inc.	47		
		Norman Products Co.	228, 229		
		Northrup Architectural Systems	31 thru 34		
		Norton Door Closer Co., Div. of Yale & Towne Mfg. Co.	65		

SALES, SERVICE, AND CIRCULATION

PROGRESSIVE ARCHITECTURE REINHOLD PUBLISHING CORPORATION
H. VICTOR DRUMM ADVERTISING SALES MANAGER
WILLIAM R. EVANS, JR. ASSISTANT ADVERTISING SALES MANAGER
SAM H. PATTERSON, JR. RESEARCH AND PROMOTION MANAGER
JOSEPH M. SCANLON PRODUCTION MANAGER
DAVID N. WHITCOMBE CIRCULATION MANAGER
SUE FELDMAN SUBSCRIPTION MANAGER

NEW YORK OFFICE

430 Park Ave., New York 22, N. Y.

Murray Hill 8-8600

ROBERT L. BASSINETTE

DISTRICT MANAGER

DONALD W. THOMPSON

DISTRICT MANAGER

PITTSBURGH OFFICE

Porter Bldg., 601 Grant St., Pittsburgh 19, Pa.

ATLantic 1-9421

ALBERT E. McCLIMANS

DISTRICT MANAGER

CLEVELAND OFFICE

East-Ohio Building, 1717 E. 9th St., Cleveland 14, Ohio

PRospect 1-4011-12-13

JOHN F. KELLY

DISTRICT MANAGER

CHICAGO OFFICE

111 W. Washington St., Chicago 2, Ill.

RAndolph 6-8497

CHARLES A. ULLRICH

DISTRICT MANAGER

RALPH E. PETERSEN, JR.

DISTRICT MANAGER

CARL J. NOLTE, JR.

DISTRICT MANAGER

WEST COAST ADVERTISING REPRESENTATIVES

Duncan A. Scott & Company

85 Post St., San Francisco 4, Calif.

GArfield 1-7950

DUNCAN A. SCOTT, CYRIL B. JOBSON

Duncan A. Scott & Company

1901 W. 8th St., Los Angeles 57, Calif.

DUnkirk 8-4151

PETER SCHULZ

SOUTHERN ADVERTISING REPRESENTATIVE

Robert L. Watkins Associates

583-805 Peachtree Bldg., Atlanta 8, Ga.

TRinity 4-6427

ROBERT L. WATKINS

EXECUTIVE-ADMINISTRATIVE

DAVID BRADFORD WILKIN

VICE PRESIDENT AND PUBLISHER

THOMAS H. CREIGHTON, FAIA

EDITOR

H. VICTOR DRUMM

ADVERTISING SALES MANAGER

REMEMBER! IT'S DECEMBER

3 to 7-

NAHB SHOW

McCormick Place Chicago

BETTER SHOW! Now, for the first time in December, you'll see *more than ever before* of what's new and better in home building—over 1,000 displays in one convenient location—Chicago's fabulous McCormick Place! See all the new products; get the latest profit ideas; hear panel discussions and talks by experts about merchandising, remodeling, the 1961 Housing Act, construction methods, financing!

BETTER TIME! Better weather in Chicago at this time—long-time weather records prove it! Better chance to get a head start on next year's planning. Better opportunity to enjoy Chicago—pre-Christmas shopping, for example!

BETTER BE HERE! Register now: \$15 for men, \$10 for women. For advance registration and hotel reservations, contact your local NAHB office, or write to the address below.

NATIONAL ASSOCIATION
OF HOME BUILDERS
140 South Dearborn Street
Chicago 3, Illinois



Thomas H. Loughlin

P.S. A Memorial Service for Eero Saarinen was held the week after his death in the chapel at M.I.T. which he had designed. It was very simple and moving. The chaplain who conducted the service began by suggesting, "Let us speak of a good man," and he read a psalm which described beautifully the value of the life of one who was basically good in all his relations. He then asked, "Let us speak of a loving man," and read an appropriate poem of Elizabeth Browning's. Next he admonished us, "Let us speak of a great man," and followed with a dissertation of Aristotle's on the special remembrance granted those who are justly famous. The rest of the service was given to the reading of a very stirring, very thoughtful statement that Saarinen had made in answer to the question, "What is architecture?"

These were three essential characteristics of Eero Saarinen, unquestionably. He was an innately good, a warmly loving, and a modestly great person. I would simply add two additional, related qualities to these, which always had seemed to me to distinguish him. He was tremendously enthusiastic, and he was utterly tireless. Other attributes he had too, and I am sure they will be remembered in the appreciations that will follow his tragic death: he was a perfectionist; he had a great good humor; he enjoyed life to the full, in both its emotional and its sensual offerings; he was generous and helpful to others; he was loyal and devoted to those he admired. But it seems to me that the driving, untiring enthusiasm for creation is what many of us will particularly remember about Eero.

There was a great sensitivity about him, and some of the recent critical comments had hurt. And yet the criticism only made him the more determined to prove that he was on the right road; only made him want to work harder (if that was possible) and show by his works that architecture is perfection of every commission. I was happy to see a good deal of him recently on an extended visit to Detroit, and I was struck again by his ability to work long hours, and to relax when the time came with a good drink, a good meal, a good pipe, and good talk. But always he worked, and he rested, to an end; always with a purpose. This was a man who knew how to use his time, how to create and how to relax so that he could create again. The great tragedy of his untimely death is that he was, just now, tremendously happy. The criticisms that I spoke of he had begun to answer, and his answers would not have been either angry or contentious, but filled with pride and enthusiasm for what he was producing. (We spent a long evening discussing the implications of the Symposium articles referring to chaoticism that P/A ran in the spring, and he was mapping a response by showing works underway rather than by using words.)

Eero's deliberateness, his thoughtful, considered manner of speaking (and of drawing), his slow smile, his nearly ponderous delivery in public speech, all were consistent with the determined, enthusiastic devotion to convictions carefully arrived at. He chewed on a problem, he ruminated carefully the approaches to its answer, and then when he had digested its implications and found his response, he was untiring, persistent, and ardent in carrying it through to a creative conclusion. This was certainly true in his work, and it was equally true in a discussion or even in a conversation.

It is heartening that despite today's apparent acceptance of the superficial, the slick, the glib, there was so much genuine love for Eero Saarinen and his quietly dogged, devotedly straightforward approach to life. I have heard many expressions of shock at his death; while they regret the loss to the profession, and to the community, of a great architect, they most deeply mourn the passing of a devoted, enthusiastic, tireless person, an understanding friend of all who truly invoke the creative spirit and understand the plugging hard work that the Muse demands.