



ISLE OF MAN CENSUS REPORT 2001 VOLUME 2

*Economic Affairs Division,
Isle of Man Government Treasury*

Price £8.00

TABLE OF CONTENTS

	PAGE
INTRODUCTION	4
GENERAL EXPLANATORY NOTES	5
EXECUTIVE SUMMARY	10
ISLE OF MAN CENSUS DISTRICTS	12
HISTORICAL POPULATION STATISTICS	13
Table 1 Resident Population 1951 - 2001	14
Table 2 Census Population 1821 - 2001	15
Table 3 Resident and Census Population 1951 - 2001	16
GENERAL POPULATION STATISTICS	17
Table 4 Resident Population by Area of Residence 2001	18
Table 5 Resident Population Density by Area of Residence 2001	20
Table 6 Resident Population by Gender and Single Age 2001	22
Table 7 Resident Population by Age and Area of Residence 2001	23
Table 8 Resident Male Population by Age and Area of Residence 2001	24
Table 9 Resident Female Population by Age and Area of Residence 2001	25
Table 10 Resident Population by Gender and Country of Birth 2001	26
Table 11 Resident Population by Age and Marital Status 2001	27
Table 12 Resident Male Population by Age and Marital Status 2001	28

Table 13	Resident Female Population by Age and Marital Status 2001	29
Table 14	Resident Population by Start of Current Period of Residence and Previous Country of Residence 2001	30
Table 15	Resident Population by Age and Start of Current Period of Residence 2001	31
Table 16	Resident Population by Reason for Taking up Residence and Start of Current Period of Residence 2001	32
Table 17	Resident Population by Long-Term Illness and Area of Residence 2001	33
Table 18	Resident Population by Long-Term Illness and Age 2001	34
Table 19	Resident Population by Knowledge of Manx Gaelic and Area of Residence 2001	36
Table 20	Resident Population by Role as a Carer and Area of Residence 2001	38
Table 21	Resident Population by Role as a Carer and Age 2001	39
Table 22	Resident Population by Number of Hours Spent per Week as a Carer 2001	40
Table 23	Census Population 2001	41

EMPLOYMENT STATISTICS

Table 24	Resident Employed Population by Gender 1951 - 2001	43
Table 25	Resident Employed Population by Area of Residence 1996 - 2001	44
Table 26	Resident Economically Active Population by Age and Employment Status 2001	45
Table 27	Resident Male Economically Active Population by Age and Employment Status 2001	46
Table 28	Resident Female Economically Active Population by Age and Employment Status 2001	47
Table 29	Resident Employed Population by Industry Sector and Occupation 2001	48
Table 30	Resident Male Employed Population by Industry Sector and Occupation 2001	50
Table 31	Resident Female Employed Population by Industry Sector and Occupation 2001	52
Table 32	Resident Employed Population by Age and Occupation 2001	54
Table 33	Resident Male Employed Population by Age and Occupation 2001	56
Table 34	Resident Female Employed Population by Age and Occupation 2001	57
Table 35	Resident Employed Population by Private/Public Sector and Industry 2001	58
Table 36	Resident Male Employed Population by Private/Public Sector and Industry 2001	59
Table 37	Resident Female Employed Population by Private/Public Sector and Industry 2001	60
Table 38	Resident Employed Population by Place of Work and Area of Residence 2001	61

Table 39	Resident Employed Population by Means of Transport to Work and Area of Residence 2001	63
Table 40	Resident Unemployed Population by Age and Gender 2001	64
Table 41	Resident Population not in Employment by Reasons for not Being Employed 2001	66
Table 42	Resident Male Population not in Employment by Reasons for not Being Employed 2001	67
Table 43	Resident Female Population not in Employment by Reasons for not Being Employed 2001	68
Table 44	Resident Employed Population holding a Work Permit by Length of Permit 2001	70

HOUSEHOLD STATISTICS

Table 45	Resident Households by Area of Residence 2001	71
Table 46	Resident Households by Type of Accommodation and Area of Residence 2001	72
Table 47	Resident Households by Tenure and Area of Residence 2001	74
Table 48	Resident Households by Number of Persons in Household and Area of Residence 2001	76
Table 49	Resident Households by Number of Persons and Rooms in Household 2001	78
Table 50	Resident Household Population by Internet Access and Area of Residence 2001	79
Table 51	Resident Household Population by Means of Accessing the Internet 2001	80
Table 52	Resident Household Population by Means of Accessing the Internet 2001	81
Table 53	Resident Households by Internet Access and Area of Residence 2001	82
Table 54	Resident Households by Vehicles Available for use by the Household and Area of Residence 2001	84
Table 55	Resident Households by Cars Available for use by the Household and Area of Residence 2001	85
Table 56	Resident Households by Vans Available for use by the Household and Area of Residence 2001	86
Table 57	Resident Households by Motorcycles/Scooters Available for use by the Household and Area of Residence 2001	87
Table 58	Resident Households by Other Vehicles Available for use by the Household and Area of Residence 2001	88
Table 59	Resident Households by Main Form of Heating and Area of Residence 2001	89
Table 59	Resident Households by Whether Main Form of Heating is Central Heating and Area of Residence 2001	90

APPENDIX

91

INTRODUCTION

This report contains information gathered in the 2001 Isle of Man Census held on 29th / 30th April 2001. It is the most recent in a series dating back to 1821. A full census is held every ten years and is a comprehensive survey of the people and households in the Island.

The 2001 Census was conducted by the Economic Affairs Division of the Treasury under the authority of the Census Act 1929.

The 2001 Census requested more information than previous censuses. In particular, there were additional questions on qualifications, long-term illness and carers whilst, to facilitate further analysis, questions were asked on the relationship between all members of a household rather than only the relationship to the head of the household.

This report details the fullest analysis of the Census information. A further report, Volume One, is also available, and this covers the more fundamental demographic information. These reports are available via the Internet on the Economic Affairs Division website which is located at www.gov.im/census.

Trudy Culshaw
Economic Affairs Division,
Isle of Man Government Treasury,
March 2002.

GENERAL EXPLANATORY NOTES

The following definitions relate to the headings used in the Census tables and to concepts underlying the Census analysis.

Population Base

The primary purpose of taking a Census is to gather information on the Island's resident population. To facilitate historical comparisons it is traditional to also examine the figure for the Census population as shown in the historical data section of this report. There is also the *de facto* population, defined as the number of people actually in the Island on Census night. The following are the various population definitions used in this report:

Isle of Man Resident Population:	Isle of Man Residents present on Census Night + Residents absent from the Island on Census Night
Isle of Man Census Population:	Isle of Man Resident Population + Visitors to the Island on Census Night
Isle of Man <i>de facto</i> Population:	Isle of Man Residents present on Census Night + Visitors to the Island on Census Night

Visitors

For Census purposes a visitor is defined as a person whose usual place of residence is outside the Isle of Man. This includes persons who are visiting the Island on holiday, on business or to work for a temporary period but who do not intend to take up residence in the Island in the immediate future.

Resident Households

A household comprises of either one person living alone or a group of persons (who may or may not be related) living at the same address with common housekeeping which includes for example, sharing one meal a day together.

The statistics presented on resident households exclude persons in communal establishments.

Census Districts/Enumeration Districts

Each of the Island's 24 towns, villages and parishes comprises a census district. An enumeration district covers the area of work of a particular enumerator. Heavily populated areas will therefore contain many enumeration districts (Douglas has 38). For census purposes, the Calf of Man is part of the district of Rushen.

Place of Birth and Previous Residency

Many countries have been grouped together for tables relating to place of birth and residency. The groupings are as follows:

Other European Union Country	Austria, Belgium, Denmark, Finland, France, Germany, Greece, Italy, Luxembourg, Netherlands, Portugal, Spain, Sweden.
European, Non- European Union	Albania, Andorra, Belarus, Bosnia-Herzegovina, Croatia, Cyprus, Czech Republic, Estonia, Gibraltar, Hungary, Iceland, Latvia, Liechtenstein, Lithuania, Macedonia, Malta, Moldova, Monaco, Norway, Poland, Romania, Russian Federation, San Marino, Slovakia, Slovenia, Switzerland, Ukraine.
Central Asia	Afghanistan, China, Hong Kong, Kazakhstan, Kyrgyzstan, Mongolia, Taiwan, Tajikistan, Turkmenistan, Uzbekistan.

South East Asia	Cambodia, Laos, Indonesia, Malaysia, Myanmar, Papua New Guinea, Philippines, Singapore, Thailand, Vietnam.
Indian Sub-Continent	Bangladesh, Bhutan, India, Nepal, Pakistan, Sri Lanka.
Far East	Japan, North Korea, South Korea.
Middle East	Armenia, Azerbaijan, Bahrain, Georgia, Iran, Iraq, Israel, Jordan, Kuwait, Lebanon, Oman, Qatar, Saudi Arabia, Syria, Turkey, United Arab Emirates, Yemen.
North Africa	Algeria, Egypt, Libya, Morocco, Tunisia.
Other Southern Africa	Angola, Botswana, Lesotho, Madagascar, Malawi, Mozambique, Namibia, Swaziland, Tanzania, Zambia, Zimbabwe.
Other Africa	Benin, Bissau, Burkina, Burundi, Cameroon, Central African Republic, Chad, Congo, Cote D'Ivoire, Djibouti, Equatorial Guinea, Eritrea, Ethiopia, Gabon, Ghana, Guinea, Kenya, Liberia, Mali, Mauritania, Niger, Nigeria, Rwanda, Senegal, Sierra Leone, Somalia, Sudan, Togo, Uganda, Zaire.
Central America	Belize, Costa Rica, El Salvador, Guatemala, Honduras, Mexico, Nicaragua, Panama.
Caribbean Islands	Bahamas, Bermuda, Cuba, Dominican Republic, Haiti, Jamaica, West Indies.

Dependency Ratio

The dependency ratio is the number of people under 16 years old and the number of retirement age as a percentage of the working age population. Those of retirement age are taken to be all women 60 years old and over and all men 65 years old and over. The working age group consists of all adults over the age of 16 and under the age of 60 for women and 65 for men.

Long-term Illness

The essential criterion for a positive response to this question was whether or not the illness or handicap limits either the person's daily activities or the work they can do. Some examples of disabling conditions are either severe arthritis, emphysema, paralysis and conditions arising as a result of old age.

Manx Language

The key element in this question was fluency. Persons only knowing a few words or phrases were directed to tick the box marked, "No, cannot speak, read or write Manx Gaelic".

Employed/Economically Active

The statistics on the employed population refer to the number of those in the resident population employed at the time of the Census. The economically active population is comprised of the resident employed population and the resident unemployed who are looking for work.

Occupation

Information on employment by occupation, unless otherwise stated, relates to the main occupation of persons in employment or self-employment. The person's description of the tasks undertaken in their occupation was used to assign him/her to an occupational group. The unemployed who are looking for work were also assigned to an occupational group depending on what they considered to be their main occupation. This may not necessarily be their previous occupation.

The classification system used is the UK Standard Occupational Classification 2000 (SOC). This system is a tiered structure consisting of 9 major occupational groups. To make the results detailed but readily interpretable, this report presents occupational details by sub-major group. Results can be presented by other structures on request subject to confidentiality.

Industry


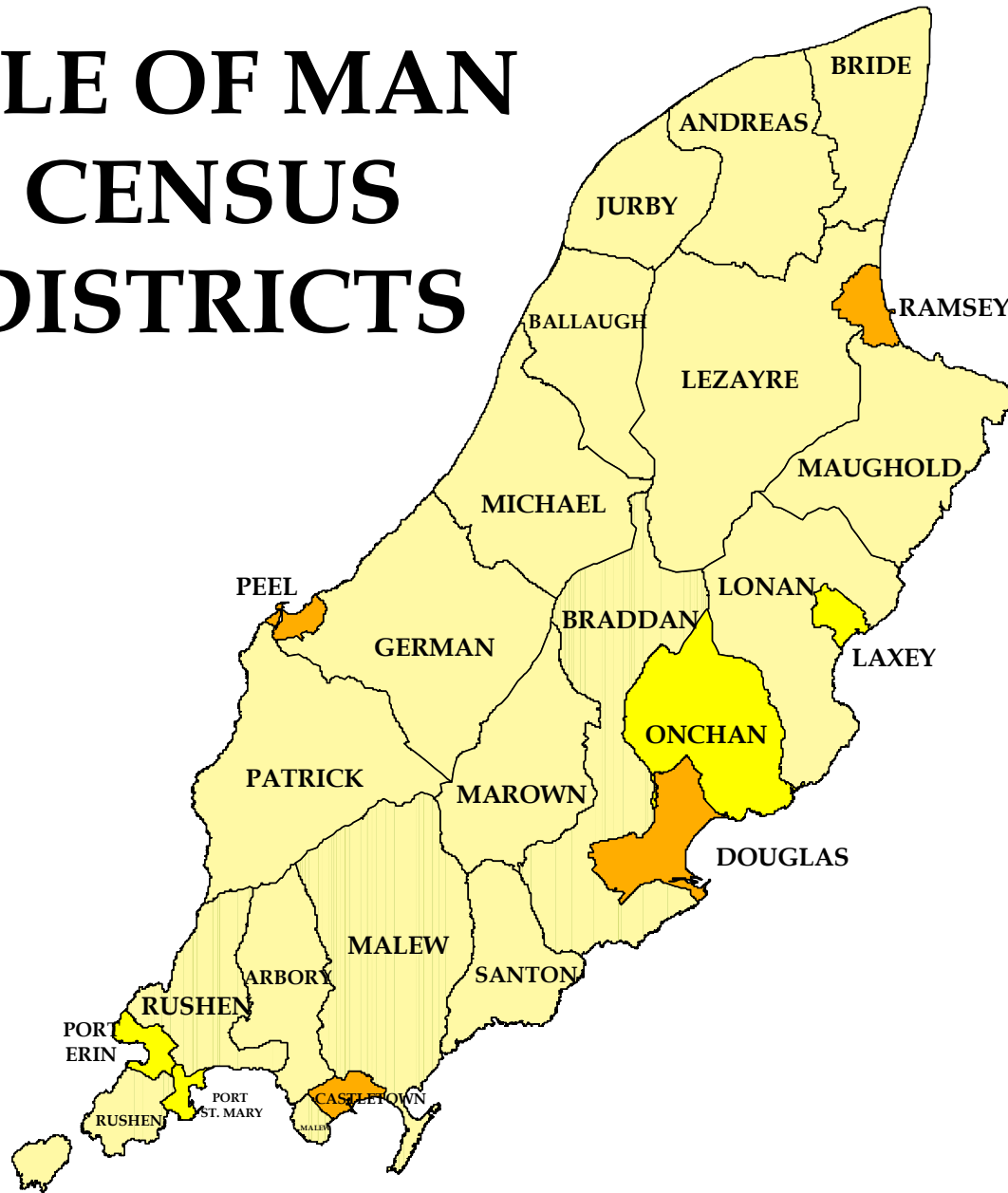
As with occupation, information on employment by industry relates to the main occupation of persons in employment or self-employment. The person's description of their employer's business is used to assign him/her to an industrial sector.

EXECUTIVE SUMMARY

- The Isle of Man resident population in the April 2001 Census was 76,315. This was an increase of 6.4% on the 1996 Interim Census figure. This represents a faster rise in population growth compared to the 1991-1996 period when the Island's population grew by 2.8%.
- The resident population of the Island's capital grew by 7.9%, Ramsey increased by 6.5% and Castletown, in contrast to the 1996 decline of 6%, increased its population by 4.8%. There were two areas that showed a reduction in resident population in the 1996-2001 period these were Peel and the parish of German. Significant growth was recorded in Laxey, Marown and Santon, mainly due to housing developments in these areas.
- Population density per square kilometre shows the towns of Douglas, Ramsey and Peel containing over 2,000 people per square kilometre and the villages of Port Erin and Port St Mary have 1,300 people per square kilometre. The remaining town of Castletown also has a population density of over 1,300 people per square kilometre.
- Household growth continues to increase at a faster rate than resident population growth. The number of households increased by 7.3% in the years from 1996 to 2001 compared to the resident population growth of 6.4%. The average household size has reduced to 2.37 from 2.38 in 1996. The largest average household size was Jurby at 2.79 and the smallest Ramsey at 2.16.
- The broad age structure of the Island continues to change, with the number of people of retirement age falling and the number of children and the number of people of working age increasing. This has led to a falling dependency ratio (number of children and those of retirement age as a percentage of those of working age). In 1991 this figure was 68.3%, compared to 65.7% in 1996 and 62.1% in 2001.

- Knowledge of Manx Gaelic, that is those people who can speak, read or write Manx, stands at 2.2% of the population. The northern parishes of Bride and Jurby each have over 6.5% of the population with knowledge of Manx Gaelic. There is a noticeable increase from the 1991 Census when 0.9% spoke Manx Gaelic, 0.7% could read Manx Gaelic and 0.5% could write Manx Gaelic. This is compared to 2%, 1.2% and 0.9% respectively in 2001. These increases are in the main due to the efforts of the Department of Education's Manx Language Unit introducing Manx Gaelic more comprehensively into the Island's schools.
- The number of economically active individuals increased to 39,685. Those employed increased also to 39,050, leaving those unemployed at only 635. The increase in the number of females employed was 16% whereas males employed increased by 12%. Females now account for just over 45% of the employed population.
- Males are more likely to be in full-time employment or self employed than females. Females account for 83% of part-time positions.
- The most frequently stated reason for not being in work was, for both genders, retirement. The number of females out of work because they are looking after the home and family has been declining over the past decade from 6,733 in 1991 and 4,975 in 1996 to 2,934 in 2001.
- In a new question for the 2001 Census, 40.8% of households had access to the Internet within the household's accommodation.

ISLE OF MAN CENSUS DISTRICTS



- TOWNS
- VILLAGES
- PARISHES



HISTORICAL POPULATION STATISTICS

TABLE 1 - RESIDENT POPULATION 1951 - 2001

Date of Census		Resident Population	Intercensal Percentage Change
1951	(8-9 April)	54,024	
1961	(23-24 April)	47,166	-12.7
1966	(24-25 April)	49,312	4.5
1971	(25-26 April)	53,228	7.9
1976	(4-5 April)	60,496	13.7
1981	(5-6 April)	64,679	6.9
1986	(6-7 April)	64,282	-0.6
1991	(14-15 April)	69,788	8.6
1996	(14-15 April)	71,714	2.8
2001	(29-30 April)	76,315	6.4

TABLE 2 - CENSUS POPULATION 1821 - 2001

Date of Census		Census Population
1821	(27-28 May)	40,081
1831	(29-30 May)	41,000
1841	(6-7 June)	47,975
1851	(30-31 March)	52,387
1861	(7-8 April)	52,469
1871	(2-3 April)	54,042
1881	(3-4 April)	53,558
1891	(5-6 April)	55,608
1901	(31-1 March/ April)	54,752
1911	(2-3 April)	52,016
1921	(19-20 June)	60,284
1931	(26-27 April)	49,308
1939	(Mid Year Estimate)	52,029
1951	(8-9 April)	55,253
1961	(23-24 April)	48,133
1966	(24-25 April)	50,423
1971	(25-26 April)	54,581
1976	(4-5 April)	61,723
1981	(5-6 April)	66,101
1986	(6-7 April)	66,060
1991	(14-15 April)	71,267
1996	(14-15 April)	74,680
2001	(29-30 April)	78,266

TABLE 3 - RESIDENT AND CENSUS POPULATION 1951 - 2001

Date of Census		Resident Population	Visitors to the Island	Census Population
1951	(8-9 April)	54,024	1,229	55,253
1961	(23-24 April)	47,166	967	48,133
1966	(24-25 April)	49,312	1,111	50,423
1971	(25-26 April)	53,228	1,353	54,581
1976	(4-5 April)	60,496	1,227	61,723
1981	(5-6 April)	64,679	1,422	66,101
1986	(6-7 April)	64,282	1,778	66,060
1991	(14-15 April)	69,788	1,479	71,267
1996	(14-15 April)	71,714	2,966	74,680
2001	(29-30 April)	76,315	1,951	78,266

***De facto* Population on Census Night 29/30 April 2001**

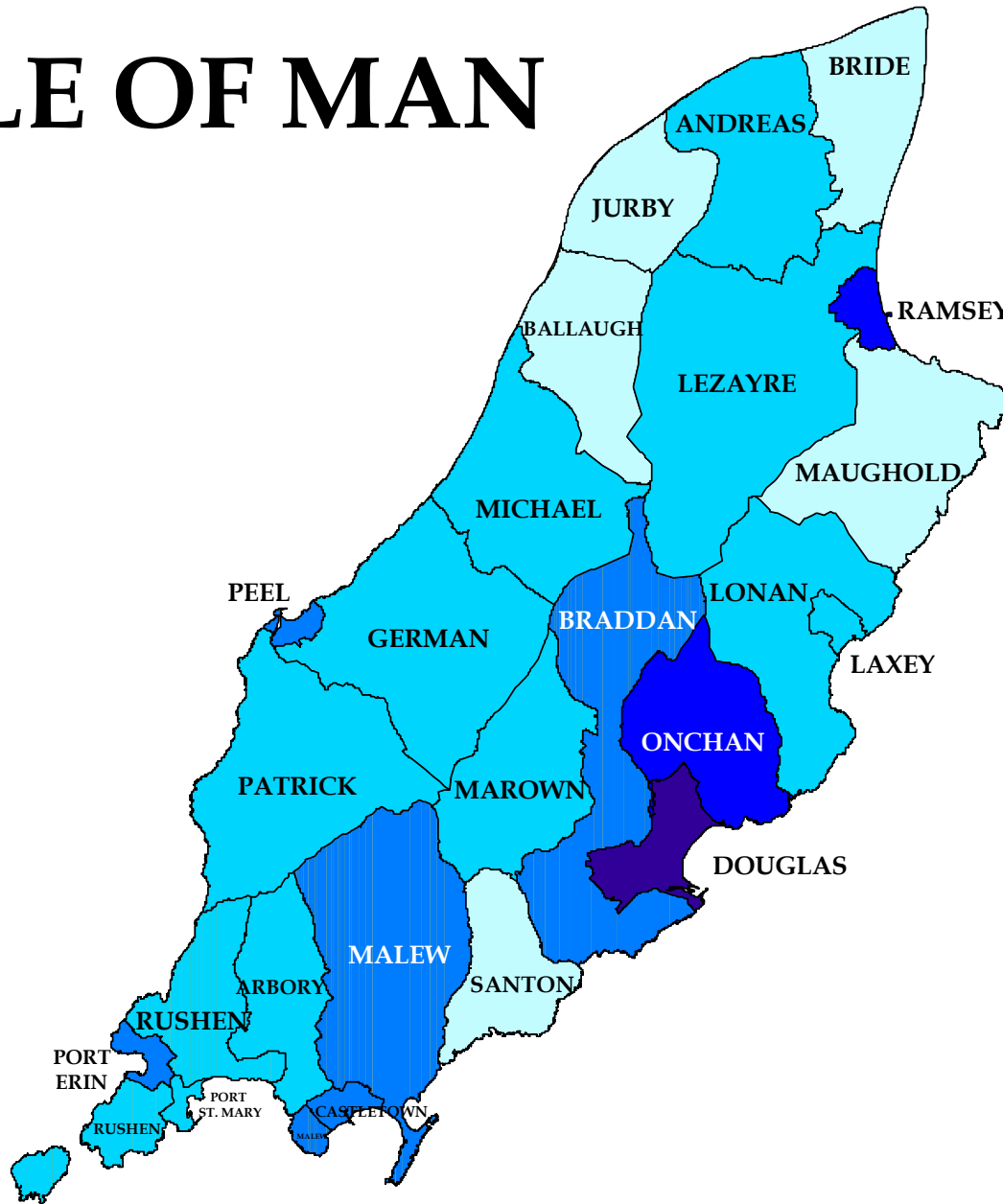

Residents Present	70,303
Visitors	1,951
<i>De facto</i> Population	72,254

GENERAL POPULATION STATISTICS

TABLE 4 - RESIDENT POPULATION BY AREA OF RESIDENCE 2001

Area of Residence	Resident Population
Towns	
Douglas	25,347
Ramsey	7,322
Peel	3,785
Castletown	3,100
Villages	
Port Erin	3,369
Port St Mary	1,941
Laxey	1,725
Onchan	8,803
Parishes	
Andreas	1,152
Arbory	1,714
Ballaugh	868
Braddan	2,665
Bride	408
German	1,010
Jurby	677
Lezayre	1,134
Lonan	1,393
Malew	2,262
Marown	1,879
Maughold	941
Michael	1,431
Patrick	1,305
Rushen	1,504
Santon	580
Total	76,315

ISLE OF MAN



RESIDENT POPULATION IN CENSUS DISTRICTS

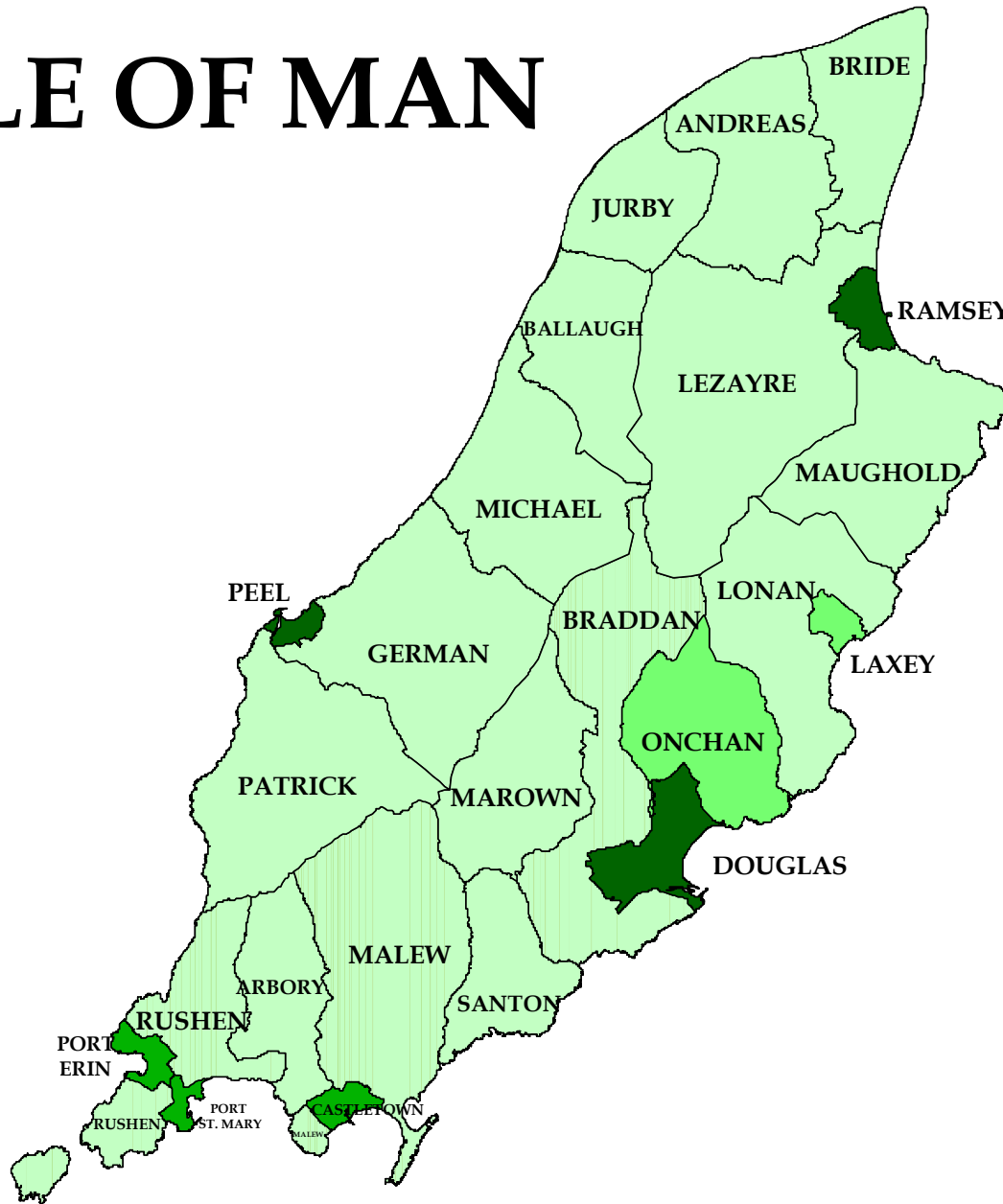



0 6 12 18 Kilometers

TABLE 5 - RESIDENT POPULATION DENSITY BY AREA OF RESIDENCE 2001

Area of Residence	Resident Population	Resident Population Density per km²
Towns		
Douglas	25,347	2,520.8
Ramsey	7,322	2,000.5
Peel	3,785	2,220.6
Castletown	3,100	1,321.0
Villages		
Port Erin	3,369	1,310.9
Port St Mary	1,941	1,364.5
Laxey	1,725	718.3
Onchan	8,803	355.7
Parishes		
Andreas	1,152	37.1
Arbory	1,714	96.6
Ballaugh	868	36.8
Braddan	2,665	62.5
Bride	408	18.8
German	1,010	22.3
Jurby	677	38.2
Lezayre	1,134	18.2
Lonan	1,393	39.6
Malew	2,262	48.0
Marown	1,879	70.5
Maughold	941	27.3
Michael	1,431	42.2
Patrick	1,305	30.9
Rushen	1,504	61.1
Santon	580	34.3
Total	76,315	133.4

ISLE OF MAN



RESIDENT POPULATION DENSITY PER KM² IN CENSUS DISTRICTS

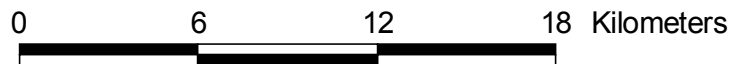
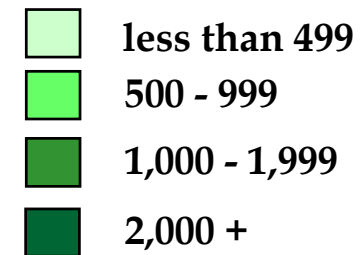


TABLE 6 - RESIDENT POPULATION BY GENDER AND SINGLE AGE 2001

Age	Sex		Total	Age	Sex		Total	Age	Sex		Total
	Male	Female			Male	Female			Male	Female	
0	415	342	757	34	539	561	1,100	68	292	344	636
1	447	390	837	35	575	581	1,156	69	301	339	640
2	483	415	898	36	616	589	1,205	70	318	360	678
3	450	415	865	37	630	619	1,249	71	261	351	612
4	434	435	869	38	610	608	1,218	72	283	328	611
5	442	422	864	39	630	593	1,223	73	240	332	572
6	447	463	910	40	575	589	1,164	74	238	352	590
7	476	466	942	41	557	549	1,106	75	230	332	562
8	513	438	951	42	535	574	1,109	76	248	316	564
9	487	473	960	43	550	558	1,108	77	223	327	550
10	534	476	1,010	44	519	565	1,084	78	211	303	514
11	482	474	956	45	487	486	973	79	216	327	543
12	461	485	946	46	545	506	1,051	80	176	331	507
13	480	461	941	47	519	463	982	81	191	273	464
14	469	437	906	48	523	499	1,022	82	117	194	311
15	449	448	897	49	487	514	1,001	83	105	155	260
16	464	415	879	50	541	553	1,094	84	105	197	302
17	416	429	845	51	558	554	1,112	85	101	170	271
18	419	448	867	52	558	548	1,106	86	95	168	263
19	456	439	895	53	620	561	1,181	87	81	161	242
20	433	444	877	54	639	582	1,221	88	72	111	183
21	478	449	927	55	534	463	997	89	40	132	172
22	432	401	833	56	472	473	945	90	23	103	126
23	386	412	798	57	459	482	941	91	55	91	146
24	424	389	813	58	446	459	905	92	17	82	99
25	394	428	822	59	405	426	831	93	19	47	66
26	421	418	839	60	392	393	785	94	13	50	63
27	423	509	932	61	426	382	808	95	10	33	43
28	524	539	1,063	62	388	408	796	96	5	28	33
29	517	576	1,093	63	371	394	765	97	5	12	17
30	559	538	1,097	64	403	390	793	98	4	12	16
31	564	529	1,093	65	360	360	720	99	2	6	8
32	589	586	1,175	66	350	341	691	100+	2	9	11
33	556	613	1,169	67	330	342	672	Total	37,372	38,943	76,315

TABLE 7 - RESIDENT POPULATION BY AGE AND AREA OF RESIDENCE 2001

Area of Residence	Total	Resident Population by Age																	
		0-4	5-9	10-14	15-19	20-24	25-29	30-34	35-39	40-44	45-49	50-54	55-59	60-64	65-69	70-74	75-79	80-84	85+
Towns																			
Douglas	25,347	1,554	1,584	1,559	1,497	1,700	2,131	2,317	2,197	1,922	1,583	1,604	1,190	1,048	896	836	701	491	537
Ramsey	7,322	323	409	414	397	364	422	446	486	455	454	505	452	433	405	401	391	274	291
Peel	3,785	188	231	256	253	202	196	231	268	261	284	308	252	209	159	151	148	76	112
Castletown	3,100	166	222	215	195	169	160	233	222	210	195	245	197	181	143	104	103	75	65
Villages																			
Port Erin	3,369	152	167	193	213	204	190	196	242	210	181	284	232	204	163	159	171	119	89
Port St Mary	1,941	90	116	89	118	101	96	134	130	123	132	159	132	98	92	85	93	65	88
Laxey	1,725	90	110	119	68	84	73	122	166	163	110	127	123	88	87	67	62	26	40
Onchan	8,803	457	487	540	519	475	476	603	685	665	589	714	601	459	419	378	388	205	143
Parishes																			
Andreas	1,152	67	67	56	64	60	58	70	89	70	75	117	85	75	63	60	39	26	11
Arbory	1,714	72	101	116	101	78	91	101	146	110	133	170	114	106	60	61	68	48	38
Ballaugh	868	40	34	45	50	33	28	56	37	60	82	60	73	56	60	57	41	35	21
Braddan	2,665	174	193	210	144	121	174	230	246	194	167	180	155	133	102	86	57	56	43
Bride	408	25	24	24	20	28	16	16	20	35	40	35	29	28	22	16	13	12	5
German	1,010	53	69	62	62	45	42	57	82	86	76	103	69	65	46	33	26	21	13
Jurby	677	60	64	61	38	35	44	44	47	46	49	50	33	32	28	26	12	6	2
Lezayre	1,134	48	90	67	37	33	47	45	106	100	77	92	85	72	68	51	43	32	41
Lonan	1,393	92	77	95	62	49	52	111	116	120	85	133	93	83	80	54	36	34	21
Malew	2,262	132	119	131	118	119	124	136	162	159	159	198	178	110	91	103	86	61	76
Marown	1,879	116	126	120	98	91	71	143	163	146	129	157	134	108	92	73	52	37	23
Maughold	941	53	43	51	51	36	31	54	74	66	68	64	50	78	62	61	50	28	21
Michael	1,431	73	93	113	99	72	65	78	101	120	127	91	99	71	63	61	45	38	22
Patrick	1,305	83	85	79	74	58	65	95	105	120	89	115	98	71	53	44	35	24	12
Rushen	1,504	76	87	103	82	69	42	70	110	102	109	147	112	107	83	68	57	45	35
Santon	580	42	29	41	23	22	55	46	51	28	36	56	33	32	22	28	16	10	10
Total	76,315	4,226	4,627	4,759	4,383	4,248	4,749	5,634	6,051	5,571	5,029	5,714	4,619	3,947	3,359	3,063	2,733	1,844	1,759

TABLE 8 - RESIDENT MALE POPULATION BY AGE AND AREA OF RESIDENCE 2001

Area of Residence	Total	Male Resident Population by Age																	
		0-4	5-9	10-14	15-19	20-24	25-29	30-34	35-39	40-44	45-49	50-54	55-59	60-64	65-69	70-74	75-79	80-84	85+
Towns																			
Douglas	12,460	801	808	778	744	852	1,031	1,195	1,140	985	800	830	621	517	408	354	253	186	157
Ramsey	3,474	169	203	211	190	178	202	225	247	212	230	261	214	209	200	182	150	102	89
Peel	1,856	105	116	134	122	105	102	113	135	126	150	163	127	106	88	60	56	18	30
Castletown	1,519	90	111	110	105	88	65	111	118	103	97	127	105	85	73	43	44	28	16
Villages																			
Port Erin	1,596	81	78	94	104	101	90	97	122	105	89	134	111	103	80	61	73	41	32
Port St Mary	941	36	62	43	59	57	58	65	65	66	70	83	70	44	42	37	41	21	22
Laxey	870	49	70	52	38	47	37	55	80	78	58	64	62	50	48	29	35	8	10
Onchan	4,236	243	239	288	260	240	228	292	346	316	294	353	286	227	187	159	168	70	40
Parishes																			
Andreas	572	35	31	36	34	26	26	40	42	29	39	59	38	39	36	26	25	7	4
Arbory	856	39	51	66	54	41	36	44	76	52	70	84	57	61	32	30	28	21	14
Ballaugh	429	21	20	23	26	20	13	28	18	24	44	32	37	26	31	23	20	14	9
Braddan	1,321	97	109	113	70	60	76	106	122	97	81	95	74	67	49	43	21	24	17
Bride	205	15	17	11	8	9	9	8	9	21	19	18	15	17	12	5	5	4	3
German	501	29	36	30	32	18	18	25	38	45	40	51	36	33	27	14	12	10	7
Jurby	346	31	35	33	20	18	19	20	22	20	26	24	17	19	16	14	9	2	1
Lezayre	572	26	45	34	23	18	30	21	47	50	46	46	43	34	38	23	21	8	19
Lonan	693	55	39	43	34	27	20	52	55	57	45	68	46	47	37	30	14	15	9
Malew	1,113	70	62	75	64	61	57	67	79	80	79	103	101	59	37	39	34	24	22
Marown	952	63	75	63	45	50	35	71	83	68	71	79	64	57	38	36	19	25	10
Maughold	481	33	20	26	26	22	16	32	37	28	35	27	24	39	30	33	29	14	10
Michael	686	30	37	58	49	34	34	35	48	56	64	50	48	40	36	28	17	15	7
Patrick	653	43	42	35	37	31	27	46	52	65	46	58	50	35	32	24	19	7	4
Rushen	750	40	45	51	46	39	23	37	58	41	50	76	55	51	44	32	26	26	10
Santon	290	28	14	19	14	11	27	22	22	12	18	31	15	15	12	15	9	4	2
Total	37,372	2,229	2,365	2,426	2,204	2,153	2,279	2,807	3,061	2,736	2,561	2,916	2,316	1,980	1,633	1,340	1,128	694	544

TABLE 9 - RESIDENT FEMALE POPULATION BY AGE AND AREA OF RESIDENCE 2001

Area of Residence	Total	Female Resident Population by Age																	
		0-4	5-9	10-14	15-19	20-24	25-29	30-34	35-39	40-44	45-49	50-54	55-59	60-64	65-69	70-74	75-79	80-84	85+
Towns																			
Douglas	12,887	753	776	781	753	848	1,100	1,122	1,057	937	783	774	569	531	488	482	448	305	380
Ramsey	3,848	154	206	203	207	186	220	221	239	243	224	244	238	224	205	219	241	172	202
Peel	1,929	83	115	122	131	97	94	118	133	135	134	145	125	103	71	91	92	58	82
Castletown	1,581	76	111	105	90	81	95	122	104	107	98	118	92	96	70	61	59	47	49
Villages																			
Port Erin	1,773	71	89	99	109	103	100	99	120	105	92	150	121	101	83	98	98	78	57
Port St Mary	1,000	54	54	46	59	44	38	69	65	57	62	76	62	54	50	48	52	44	66
Laxey	855	41	40	67	30	37	36	67	86	85	52	63	61	38	39	38	27	18	30
Onchan	4,567	214	248	252	259	235	248	311	339	349	295	361	315	232	232	219	220	135	103
Parishes																			
Andreas	580	32	36	20	30	34	32	30	47	41	36	58	47	36	27	34	14	19	7
Arbory	858	33	50	50	47	37	55	57	70	58	63	86	57	45	28	31	40	27	24
Ballaugh	439	19	14	22	24	13	15	28	19	36	38	28	36	30	29	34	21	21	12
Braddan	1,344	77	84	97	74	61	98	124	124	97	86	85	81	66	53	43	36	32	26
Bride	203	10	7	13	12	19	7	8	11	14	21	17	14	11	10	11	8	8	2
German	509	24	33	32	30	27	24	32	44	41	36	52	33	32	19	19	14	11	6
Jurby	331	29	29	28	18	17	25	24	25	26	23	26	16	13	12	12	3	4	1
Lezayre	562	22	45	33	14	15	17	24	59	50	31	46	42	38	30	28	22	24	22
Lonan	700	37	38	52	28	22	32	59	61	63	40	65	47	36	43	24	22	19	12
Malew	1,149	62	57	56	54	58	67	69	83	79	80	95	77	51	54	64	52	37	54
Marown	927	53	51	57	53	41	36	72	80	78	58	78	70	51	54	37	33	12	13
Maughold	460	20	23	25	25	14	15	22	37	38	33	37	26	39	32	28	21	14	11
Michael	745	43	56	55	50	38	31	43	53	64	63	41	51	31	27	33	28	23	15
Patrick	652	40	43	44	37	27	38	49	53	55	43	57	48	36	21	20	16	17	8
Rushen	754	36	42	52	36	30	19	33	52	61	59	71	57	56	39	36	31	19	25
Santon	290	14	15	22	9	11	28	24	29	16	18	25	18	17	10	13	7	6	8
Total	38,943	1,997	2,262	2,333	2,179	2,095	2,470	2,827	2,990	2,835	2,468	2,798	2,303	1,967	1,726	1,723	1,605	1,150	1,215

TABLE 10 - RESIDENT POPULATION BY GENDER AND COUNTRY OF BIRTH 2001

Place of Birth	Male	Female	Total
Isle of Man	18,266	18,353	36,619
England	14,234	14,922	29,156
Wales	443	438	881
Scotland	1,219	1,444	2,663
Northern Ireland	904	887	1,791
Republic of Ireland	748	1,026	1,774
Other European Union Country	338	413	751
Channel Islands	124	84	208
Europe Non-EU	102	126	228
Central Asia	61	88	149
South East Asia	85	180	265
Indian Sub-continent	82	80	162
Far East	27	45	72
Middle East	52	29	81
North Africa	22	24	46
South Africa (Country)	186	202	388
Southern Africa	64	73	137
Other Africa	61	50	111
Australia	73	84	157
New Zealand	36	25	61
USA	72	106	178
Canada	59	74	133
Central and South America	18	39	57
Caribbean Islands	37	50	87
Rest of World	50	67	117
Unknown	9	34	43
Total	37,372	38,943	76,315

TABLE 11 - RESIDENT POPULATION BY AGE AND MARITAL STATUS 2001

Marital Status	Total	Resident Population by Age																	
		0-4	5-9	10-14	15-19	20-24	25-29	30-34	35-39	40-44	45-49	50-54	55-59	60-64	65-69	70-74	75-79	80-84	85+
Single (Never married)	31,520	4,226	4,627	4,759	4,353	3,944	3,141	2,062	1,199	770	503	429	277	246	252	213	217	153	149
Married (First marriage)	26,481	0	0	0	27	260	1,287	2,585	3,289	3,008	2,643	3,064	2,587	2,266	1,869	1,574	1,147	559	316
Re-married	5,875	0	0	0	0	4	57	270	572	759	846	1,027	767	564	379	255	179	125	71
Separated (But still legally married)	1,522	0	0	0	1	18	118	230	226	247	197	182	134	59	50	27	16	12	5
Widowed	5,483	0	0	0	0	0	8	13	38	38	80	154	245	376	542	812	1,067	935	1,175
Divorced	5,376	0	0	0	2	21	136	474	724	747	760	858	607	434	261	177	98	48	29
Unknown	58	0	0	0	0	1	2	0	3	2	0	0	2	2	6	5	9	12	14
Total	76,315	4,226	4,627	4,759	4,383	4,248	4,749	5,634	6,051	5,571	5,029	5,714	4,619	3,947	3,359	3,063	2,733	1,844	1,759

TABLE 12 - RESIDENT MALE POPULATION BY AGE AND MARITAL STATUS 2001

Marital Status	Total	Male Resident Population by Age																	
		0-4	5-9	10-14	15-19	20-24	25-29	30-34	35-39	40-44	45-49	50-54	55-59	60-64	65-69	70-74	75-79	80-84	85+
Single (Never married)	16,695	2,229	2,365	2,426	2,195	2,055	1,683	1,227	719	462	318	285	176	149	143	105	81	45	32
Married (First marriage)	13,189	0	0	0	8	88	487	1,196	1,622	1,454	1,332	1,517	1,284	1,178	994	837	658	332	202
Re-married	3,055	0	0	0	0	1	15	87	248	355	426	552	404	332	224	162	117	74	58
Separated (But still legally married)	772	0	0	0	0	4	40	98	125	118	99	107	72	39	36	14	11	6	3
Widowed	1,150	0	0	0	0	0	4	1	12	10	16	39	72	73	112	139	225	215	232
Divorced	2,494	0	0	0	1	5	49	198	333	336	370	416	307	209	124	82	35	17	12
Unknown	17	0	0	0	0	0	1	0	2	1	0	0	1	0	0	1	1	5	5
Total	37,372	2,229	2,365	2,426	2,204	2,153	2,279	2,807	3,061	2,736	2,561	2,916	2,316	1,980	1,633	1,340	1,128	694	544

TABLE 13 - RESIDENT FEMALE POPULATION BY AGE AND MARITAL STATUS 2001

Marital Status	Total	Female Resident Population by Age																	
		0-4	5-9	10-14	15-19	20-24	25-29	30-34	35-39	40-44	45-49	50-54	55-59	60-64	65-69	70-74	75-79	80-84	85+
Single (Never married)	14,825	1,997	2,262	2,333	2,158	1,889	1,458	835	480	308	185	144	101	97	109	108	136	108	117
Married (First marriage)	13,292	0	0	0	19	172	800	1,389	1,667	1,554	1,311	1,547	1,303	1,088	875	737	489	227	114
Re-married	2,820	0	0	0	0	3	42	183	324	404	420	475	363	232	155	93	62	51	13
Separated (But still legally married)	750	0	0	0	1	14	78	132	101	129	98	75	62	20	14	13	5	6	2
Widowed	4,333	0	0	0	0	0	4	12	26	28	64	115	173	303	430	673	842	720	943
Divorced	2,882	0	0	0	1	16	87	276	391	411	390	442	300	225	137	95	63	31	17
Unknown	41	0	0	0	0	1	1	0	1	1	0	0	1	2	6	4	8	7	9
Total	38,943	1,997	2,262	2,333	2,179	2,095	2,470	2,827	2,990	2,835	2,468	2,798	2,303	1,967	1,726	1,723	1,605	1,150	1,215

TABLE 14 - RESIDENT POPULATION BY START OF CURRENT PERIOD OF RESIDENCE AND PREVIOUS COUNTRY OF RESIDENCE 2001

Country Previously Lived in	Total	Start of Current Residency													
		At Birth	Not Stated	Before 1945	1945-54	1955-64	1965-74	1975-84	1985-95	1996	1997	1998	1999	2000	2001
Isle of Man	34,847	34,847	-	-	-	-	-	-	-	-	-	-	-	-	-
England	30,433	-	75	676	987	1,179	4,726	5,341	9,621	1,027	1,435	1,450	1,652	1,727	537
Wales	970	-	4	11	22	36	133	156	338	24	33	38	65	90	20
Scotland	2,432	-	2	42	80	121	293	435	743	102	90	134	177	147	66
Northern Ireland	1,663	-	3	13	12	43	278	255	542	51	71	125	90	137	43
Republic of Ireland	1,609	-	2	23	58	79	152	156	744	67	69	76	86	76	21
Other European Union Country	818	-	1	5	18	24	57	102	283	43	47	65	70	71	32
Channel Islands	742	-	0	1	3	5	32	30	400	34	22	39	69	69	38
Europe Non-EU	231	-	1	2	0	5	31	30	61	23	13	21	12	25	7
Rest of World	2,527	-	4	27	26	82	239	391	857	105	120	140	182	244	110
Unknown	43	-	43	-	-	-	-	-	-	-	-	-	-	-	-
Total	76,315	34,847	135	800	1,206	1,574	5,941	6,896	13,589	1,476	1,900	2,088	2,403	2,586	874

TABLE 15 - RESIDENT POPULATION BY AGE AND START OF CURRENT PERIOD OF RESIDENCE 2001

Start of Current Residency	Total	Resident Population by Age																	
		0-4	5-9	10-14	15-19	20-24	25-29	30-34	35-39	40-44	45-49	50-54	55-59	60-64	65-69	70-74	75-79	80-84	85+
Before 1945	800	-	-	-	-	-	-	-	-	-	-	-	43	90	90	114	138	169	156
1945-54	1,206	-	-	-	-	-	-	-	-	-	25	130	154	112	121	188	234	129	113
1955-64	1,574	-	-	-	-	-	-	-	86	168	157	143	172	225	218	154	96	73	82
1965-74	5,941	-	-	-	-	-	102	424	610	462	501	817	737	599	454	345	333	251	306
1975-84	6,896	-	-	-	88	326	473	480	487	583	614	812	698	544	403	381	446	321	240
1985-95	13,589	-	280	822	1,031	725	724	1,163	1,506	1,489	1,209	1,169	885	673	574	537	413	223	166
1996	1,476	10	149	124	73	57	116	187	168	145	85	108	82	62	33	36	16	18	7
1997	1,900	37	174	148	74	92	161	223	211	184	126	125	92	84	64	49	21	23	12
1998	2,088	72	177	134	95	143	210	278	222	217	139	122	72	66	57	42	21	14	7
1999	2,403	129	179	182	89	190	273	294	315	201	139	109	97	75	50	27	29	14	11
2000	2,586	174	157	151	131	268	328	334	298	195	154	134	86	61	45	26	17	12	15
2001	874	71	50	34	48	88	116	115	76	64	48	65	35	26	15	7	9	3	4
Not stated	92	0	0	0	1	0	4	5	2	1	0	2	3	2	7	8	12	17	28
Total	41,425	493	1,166	1,595	1,630	1,889	2,507	3,503	3,981	3,709	3,197	3,736	3,156	2,619	2,131	1,914	1,785	1,267	1,147

TABLE 16 - RESIDENT POPULATION BY REASON FOR TAKING UP RESIDENCE AND START OF CURRENT PERIOD OF RESIDENCE 2001

Start of Current Residency	Total	Start of Current Residency				
		To Retire	To take up or seek employment or self employment	As the spouse or dependent of a person either living in retirement or coming to seek employment or self employment	Other Reason	Not Stated
Before 1945	800	22	109	490	178	1
1945-54	1,206	25	344	626	209	2
1955-64	1,574	64	513	790	205	2
1965-74	5,941	549	2,249	2,566	566	11
1975-84	6,896	1,157	2,460	2,616	661	2
1985-95	13,589	2,043	5,435	4,801	1,301	9
1996	1,476	174	576	569	157	0
1997	1,900	256	731	697	216	0
1998	2,088	220	958	705	205	0
1999	2,403	205	1,095	852	248	3
2000	2,586	181	1,309	841	252	3
2001	874	93	447	257	76	1
Not stated	92	3	7	19	20	43
Total	41,425	4,992	16,233	15,829	4,294	77

TABLE 17 - RESIDENT POPULATION BY LONG-TERM ILLNESS AND AREA OF RESIDENCE 2001

Area of Residence	Long-term illness	
	Suffers from long-term illness	Percentage of all residents
Towns		
Douglas	2,728	10.8
Ramsey	1,101	15.0
Peel	403	10.6
Castletown	326	10.5
Villages		
Port Erin	418	12.4
Port St Mary	233	12.0
Laxey	176	10.2
Onchan	887	10.1
Parishes		
Andreas	122	10.6
Arbory	166	9.7
Ballaugh	108	12.4
Braddan	298	11.2
Bride	50	12.3
German	83	8.2
Jurby	61	9.0
Lezayre	107	9.4
Lonan	126	9.0
Malew	228	10.1
Marown	158	8.4
Maughold	95	10.1
Michael	99	6.9
Patrick	88	6.7
Rushen	135	9.0
Santon	40	6.9
Total	8,236	10.8

TABLE 18 - RESIDENT POPULATION BY LONG-TERM ILLNESS AND AGE 2001

Age	Long-term illness	
	Suffers from long-term illness	Percentage of all residents
0-4	58	1.4
5-9	93	2.0
10-14	107	2.2
15-19	109	2.5
20-24	121	2.8
25-29	134	2.8
30-34	185	3.3
35-39	252	4.2
40-44	286	5.1
45-49	372	7.4
50-54	563	9.9
55-59	672	14.5
60-64	809	20.5
65-69	742	22.1
70-74	800	26.1
75-79	998	36.5
80-84	837	45.4
85+	1,098	62.4
Total	8,236	10.8

Resident Population by Long-Term Illness and Age 2001

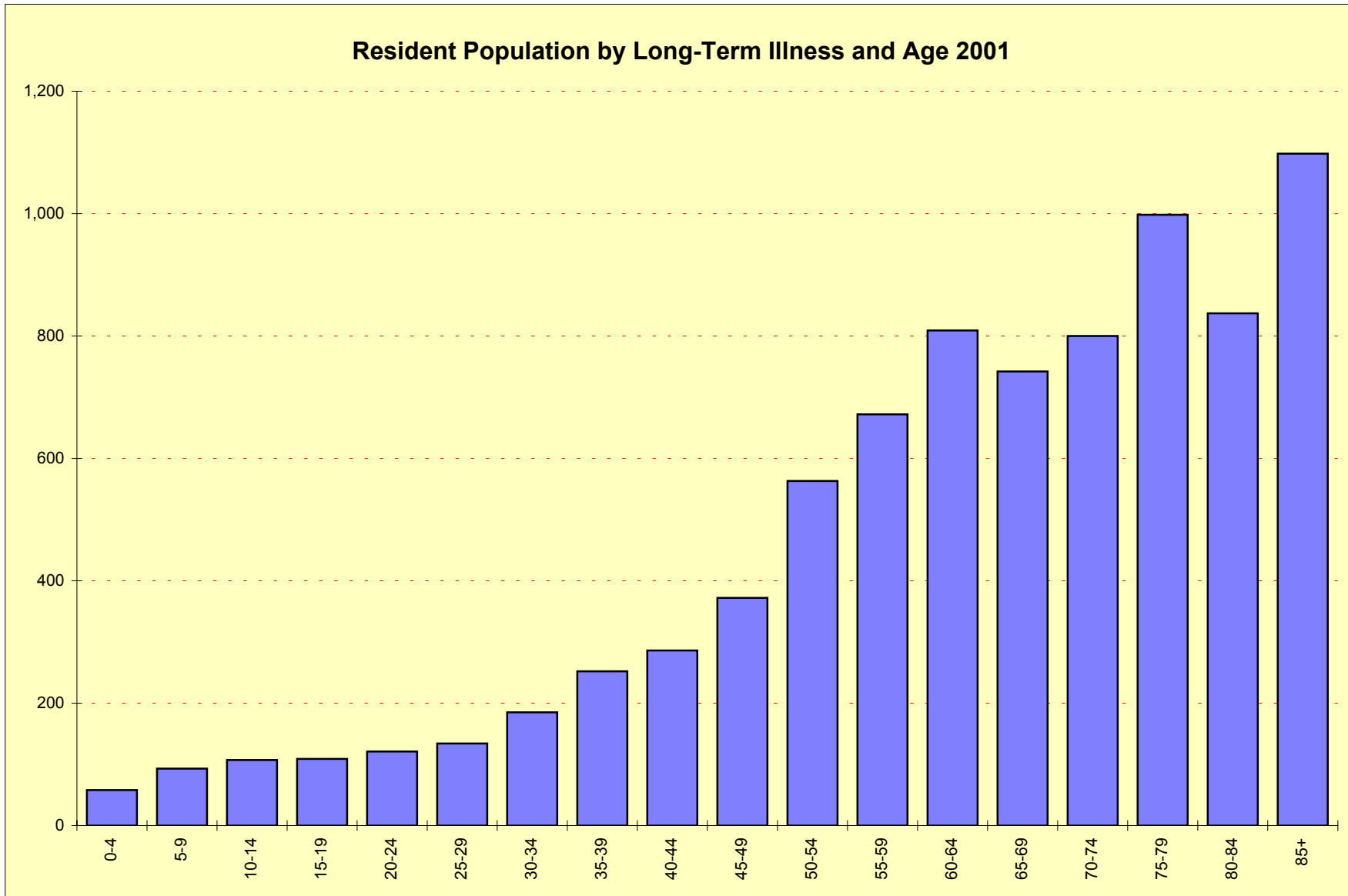
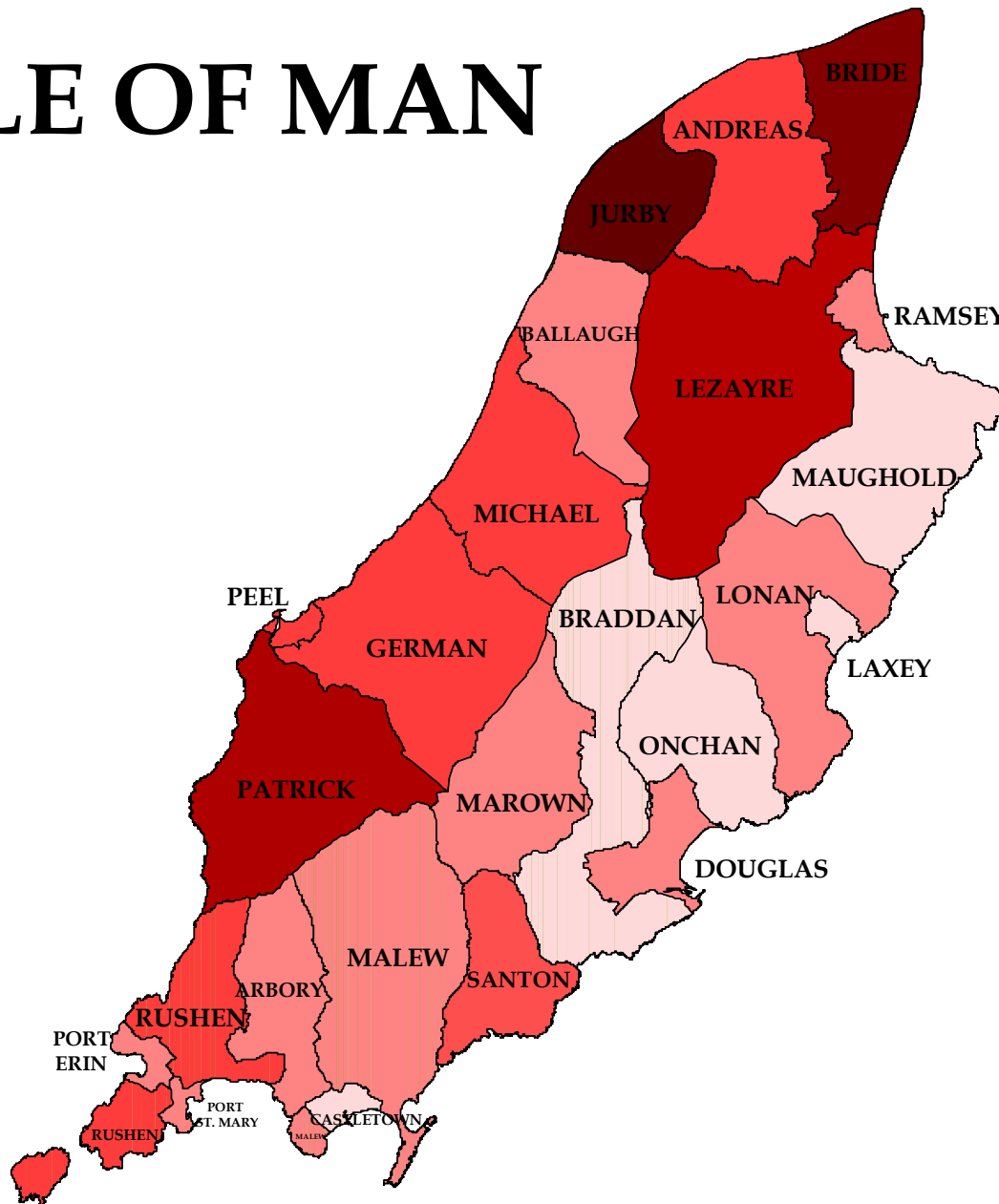



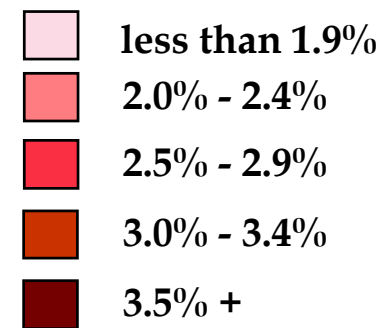
TABLE 19 - RESIDENT POPULATION BY KNOWLEDGE OF MANX GAELIC AND AREA OF RESIDENCE 2001

Area of Residence	Speaks, Reads or Writes Manx Gaelic	Speaks Manx Gaelic	Writes Manx Gaelic	Reads Manx Gaelic
Towns				
Douglas	589	516	125	178
Ramsey	152	139	86	106
Peel	97	88	53	59
Castletown	59	57	34	38
Villages				
Port Erin	76	70	31	42
Port St Mary	46	42	34	38
Laxey	18	16	9	15
Onchan	140	123	61	87
Parishes				
Andreas	31	23	16	21
Arbory	39	35	20	21
Ballaugh	20	18	11	15
Braddan	47	42	22	31
Bride	18	17	9	10
German	28	28	15	21
Jurby	32	32	16	20
Lezayre	34	32	22	24
Lonan	30	28	17	20
Malew	47	42	24	32
Marown	38	37	20	25
Maughold	13	11	8	10
Michael	37	37	20	26
Patrick	43	43	25	33
Rushen	38	34	20	27
Santon	17	17	8	11
Total	1,689	1,527	706	910

ISLE OF MAN



PERCENTAGE OF RESIDENT POPULATION WITH KNOWLEDGE OF MANX GAELIC



0 6 12 18 Kilometers

TABLE 20 - RESIDENT POPULATION BY ROLE AS A CARER AND AREA OF RESIDENCE 2001

Area of Residence	mental health or disability or problems related to old age	
	Care for family members	Care for friends, neighbours and others
Towns		
Douglas	1,021	130
Ramsey	393	63
Peel	186	21
Castletown	125	18
Villages		
Port Erin	200	29
Port St Mary	79	13
Laxey	65	18
Onchan	516	56
Parishes		
Andreas	65	13
Arbory	92	18
Ballaugh	48	2
Braddan	160	10
Bride	21	11
German	41	23
Jurby	40	2
Lezayre	84	8
Lonan	95	6
Malew	138	21
Marown	108	10
Maughold	53	6
Michael	70	6
Patrick	52	5
Rushen	90	10
Santon	23	1
Total	3,765	500

TABLE 21 - RESIDENT POPULATION BY ROLE AS A CARER AND AGE 2001

Age of Carer	Persons who look after, or give any significant help or support to others because of their long-term physical or mental health or disability or problems related to old age	
	Care for family members	Care for friends, neighbours and others
Under 9	28	1
10-14	61	3
15-19	94	8
20-24	107	9
25-29	131	9
30-34	207	16
35-39	285	26
40-44	318	45
45-49	389	40
50-54	570	60
55-59	433	51
60-64	329	64
65-69	258	55
70-74	215	50
75+	340	63
Total	3,765	500

**TABLE 22 - RESIDENT POPULATION BY NUMBER OF HOURS SPENT IN A TYPICAL WEEK
AS A CARER 2001**

Number of Hours	Persons who look after, or give any significant help or support to others because of their long-term physical or mental health or disability or problems related to old age	
	Care for family members	Care for friends, neighbours and others
Under 5	872	255
5-24	1,633	187
25-49	343	25
50-74	188	7
75-99	132	4
100-124	106	7
125-149	135	5
150+	356	10
Total	3,765	500

TABLE 23 - CENSUS POPULATION 2001

Resident Population	76,315
Visitor - working for a temporary period (more than 3 days)	707
Visitor - on a business trip or working for 3 days or less	80
Visitor - visit not related to employment or business	1,164
Census Population	78,266

EMPLOYMENT STATISTICS

TABLE 24 - RESIDENT EMPLOYED POPULATION BY GENDER 1951 - 2001

Date of Census	Males	Females	Total
1951*	16,344	6,913	23,257
1961*	12,481	6,518	18,999
1971*	14,221	7,912	22,133
1981	15,992	9,872	25,864
1991	18,262	13,567	31,829
1996	18,672	14,905	33,577
2001	21,299	17,751	39,050

* Census Population figure

TABLE 25 - RESIDENT EMPLOYED POPULATION BY AREA OF RESIDENCE 1996-2001

Area of Residence	Employed Population 2001	Employed Population 1996	Percentage Change on 1996
Towns			
Douglas	13,925	11,614	19.9
Ramsey	3,342	2,806	19.1
Peel	1,975	1,836	7.6
Castletown	1,536	1,429	7.5
Villages			
Port Erin	1,647	1,376	19.7
Port St Mary	958	821	16.7
Laxey	855	697	22.7
Onchan	4,596	4,172	10.2
Parishes			
Andreas	560	538	4.1
Arbory	871	752	15.8
Ballaugh	384	307	25.1
Braddan	1,333	1,134	17.5
Bride	199	162	22.8
German	546	528	3.4
Jurby	300	259	15.8
Lezayre	515	454	13.4
Lonan	698	599	16.5
Malew	1,105	954	15.8
Marown	956	767	24.6
Maughold	377	343	9.9
Michael	710	587	21.0
Patrick	692	612	13.1
Rushen	670	621	7.9
Santon	300	209	43.5
Total	39,050	33,577	16.3

TABLE 26 - RESIDENT ECONOMICALLY ACTIVE POPULATION BY AGE AND EMPLOYMENT STATUS 2001

Employment Status	Total	Economically Active Population by Age												
		16-19	20-24	25-29	30-34	35-39	40-44	45-49	50-54	55-59	60-64	65-69	70-74	75+
Works for an employer full-time	27,226	1,242	2,791	3,497	3,704	3,755	3,391	3,028	2,990	1,875	775	121	45	12
Works for an employer part-time	5,523	356	257	367	646	778	688	525	598	524	363	254	124	43
Works for more than one employer part-time	598	33	27	28	65	92	76	67	77	67	35	18	11	2
Self-employed, employing others	1,740	1	24	65	156	252	284	259	285	218	128	38	17	13
Self-employed, not employing others	3,963	15	109	249	400	453	513	476	624	483	377	159	64	41
Unemployed, seeking work	635	109	92	93	68	60	48	52	61	36	16	0	0	0
Total	39,685	1,756	3,300	4,299	5,039	5,390	5,000	4,407	4,635	3,203	1,694	590	261	111

**TABLE 27 - RESIDENT MALE ECONOMICALLY ACTIVE POPULATION BY AGE AND EMPLOYMENT STATUS
2001**

Employment Status	Total	Male Economically Active Population by Age												
		16-19	20-24	25-29	30-34	35-39	40-44	45-49	50-54	55-59	60-64	65-69	70-74	75+
Works for an employer full-time	15,933	673	1,494	1,838	2,209	2,316	1,955	1,771	1,754	1,166	631	85	35	6
Works for an employer part-time	913	161	64	32	35	48	44	47	89	94	98	114	64	23
Works for more than one employer part-time	122	11	10	2	12	8	7	8	13	16	18	8	9	0
Self-employed, employing others	1,307	1	18	40	120	196	200	202	206	171	103	27	14	9
Self-employed, not employing others	3,024	12	90	199	296	336	375	348	485	374	304	127	52	26
Unemployed, seeking work	373	67	63	54	34	30	24	29	39	19	14	0	0	0
Total	21,672	925	1,739	2,165	2,706	2,934	2,605	2,405	2,586	1,840	1,168	361	174	64

**TABLE 28 - RESIDENT FEMALE ECONOMICALLY ACTIVE POPULATION BY AGE AND EMPLOYMENT STATUS
2001**

Employment Status	Total	Female Economically Active Population by Age												
		16-19	20-24	25-29	30-34	35-39	40-44	45-49	50-54	55-59	60-64	65-69	70-74	75+
Works for an employer full-time	11,293	569	1,297	1,659	1,495	1,439	1,436	1,257	1,236	709	144	36	10	6
Works for an employer part-time	4,610	195	193	335	611	730	644	478	509	430	265	140	60	20
Works for more than one employer part-time	476	22	17	26	53	84	69	59	64	51	17	10	2	2
Self-employed, employing others	433	0	6	25	36	56	84	57	79	47	25	11	3	4
Self-employed, not employing others	939	3	19	50	104	117	138	128	139	109	73	32	12	15
Unemployed, seeking work	262	42	29	39	34	30	24	23	22	17	2	0	0	0
Total	18,013	831	1,561	2,134	2,333	2,456	2,395	2,002	2,049	1,363	526	229	87	47

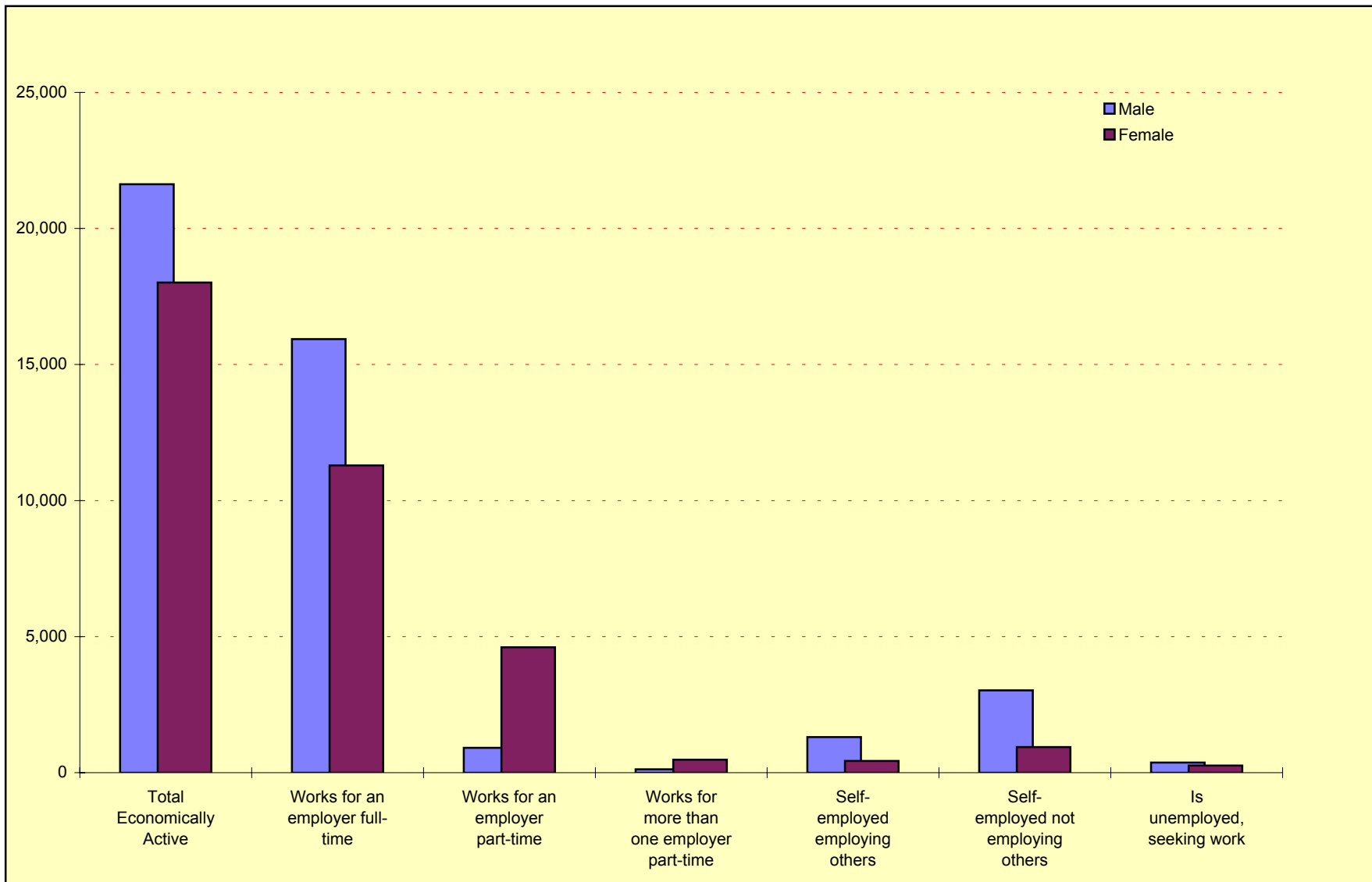


TABLE 29 - RESIDENT EMPLOYED POPULATION BY INDUSTRY SECTOR AND OCCUPATION 2001

Occupation	Industrial Sector																							
	Total	Agriculture, Forestry & Fishing	Manufacturing	Construction	Electricity, Gas & Water	Transport & Communications	Wholesale Distribution	Retail Distribution	Insurance	Banking	Other Financial Institutions	Property Owning & Mgt	Other Business Services	Info. & Comm. Technology	Legal Services	Accountancy Services	Education	Medical & Health Services	Tourist Accommodation	Other Prof. & Tech. Services	Entertainment & Catering	Miscellaneous Services	Public Administration	
Corporate Managers	4,904	1	439	240	54	379	210	700	246	726	487	88	302	89	36	110	68	171	33	67	77	140	241	
Managers or Proprietors in Agriculture and Services	1,461	53	37	10	4	48	28	221	15	13	11	146	64	9	1	6	32	10	263	13	339	101	37	
Science & Technology Professionals	787	6	143	26	24	54	5	10	81	24	51	1	50	120	3	4	24	32	1	69	7	15	37	
Health Professionals	289	0	1	0	0	1	0	29	0	1	0	0	0	0	0	0	9	224	0	4	3	2	15	
Teaching & Research Professionals	1,189	0	3	0	0	1	0	0	0	2	3	0	1	0	0	0	1,148	18	0	3	0	4	6	
Business & Public Service Professionals	1,085	0	9	23	4	23	0	2	197	28	50	32	54	6	128	101	23	82	0	144	4	68	107	
Science & Technology Associate Professionals	554	0	88	14	30	48	5	14	31	37	32	13	33	25	1	4	37	14	2	45	4	18	59	
Health & Social Welfare Associate Professionals	1,115	0	6	1	1	5	0	7	1	1	0	15	1	0	1	0	46	922	1	6	0	54	47	
Business & Public Service Associate Professionals	868	0	42	0	0	30	6	17	4	7	9	0	20	9	1	2	54	5	7	34	147	72	402	
Other Associate Professional Occupations	2,095	2	98	3	18	340	43	55	394	235	218	36	130	28	22	45	33	39	12	42	26	45	231	

TABLE 29 - RESIDENT EMPLOYED POPULATION BY INDUSTRY SECTOR AND OCCUPATION 2001 CONTINUED

Occupation	Total	Industrial Sector																						
		Agriculture, Forestry & Fishing	Manufacturing	Construction	Electricity, Gas & Water	Transport & Communications	Wholesale Distribution	Retail Distribution	Insurance	Banking	Other Financial Institutions	Property Owning & Mgt	Other Business Services	Info. & Comm. Technology	Legal Services	Accountancy Services	Education	Medical & Health Services	Tourist Accommodation	Other Prof. & Tech. Services	Entertainment & Catering	Miscellaneous Services	Public Administration	
Administrative Occupations	5,949	2	183	65	72	451	84	197	880	1,661	486	40	328	30	63	168	168	147	33	42	110	93	646	
Secretarial & Related Occupations	1,705	1	54	48	13	65	25	48	183	106	106	44	136	13	123	43	118	204	45	42	51	54	183	
Skilled Agricultural Trade	984	379	150	18	0	1	11	3	1	0	6	5	7	0	0	1	42	6	10	9	45	198	92	
Skilled Metal & Electrical Trades	1,699	0	513	208	121	282	14	83	2	1	4	1	49	23	0	0	22	10	4	44	84	166	68	
Skilled Construction & Building Trades	2,154	0	96	1,357	32	22	13	41	0	0	2	21	65	0	0	0	38	18	8	23	87	237	94	
Other Skilled Trades	823	0	253	19	1	17	12	91	2	1	3	5	10	1	0	1	29	35	63	9	194	59	18	
Personal Service Occupations	2,641	0	4	2	1	167	4	13	2	2	7	89	46	0	1	3	484	766	58	43	232	565	152	
Sales & Customer Service Occupations	2,745	0	79	1	39	128	71	1,741	47	261	77	17	23	3	0	5	9	18	10	7	88	64	57	
Process, Plant & Machine Operatives	1,027	8	549	121	53	59	17	55	4	0	2	7	7	1	0	0	11	11	3	10	24	32	53	
Transport & Mobile Machine Drivers & Operatives	1,305	0	136	149	18	514	110	75	0	0	1	0	19	1	0	0	19	2	4	4	49	62	142	
Elementary Trade, Plant & Storage Occupations	1,118	89	265	197	26	65	52	75	1	0	3	7	12	0	1	1	17	17	11	11	48	106	114	
Elementary Administration & Service Occupations	2,553	2	37	10	4	270	18	167	12	24	27	38	179	3	12	11	283	250	175	12	497	218	304	
Total	39,050	543	3,185	2,512	515	2,970	728	3,644	2,103	3,130	1,585	605	1,536	361	393	505	2,714	3,001	743	683	2,116	2,373	3,105	

TABLE 30 - RESIDENT MALE EMPLOYED POPULATION BY INDUSTRY SECTOR AND OCCUPATION 2001

Occupation	Industrial Sector																						
	Total	Agriculture, Forestry & Fishing	Manufacturing	Construction	Electricity, Gas & Water	Transport & Communications	Wholesale Distribution	Retail Distribution	Insurance	Banking	Other Financial Institutions	Property Owning & Mgt	Other Business Services	Info. & Comm. Technology	Legal Services	Accountancy Services	Education	Medical & Health Services	Tourist Accommodation	Other Prof. & Tech. Services	Entertainment & Catering	Miscellaneous Services	Public Administration
Corporate Managers	3,310	1	369	212	43	294	164	398	169	450	340	46	191	74	18	66	41	57	19	47	49	84	178
Managers or Proprietors in Agriculture & Services	904	44	25	8	4	33	22	127	13	8	8	91	49	8	1	5	22	5	124	10	206	57	34
Science & Technology Professionals	668	2	134	26	22	47	4	8	62	17	44	0	44	107	3	2	21	16	1	61	6	13	28
Health Professionals	183	0	0	0	0	0	0	15	0	0	0	0	0	0	0	0	4	151	0	1	2	1	9
Teaching & Research Professionals	425	0	3	0	0	1	0	0	0	0	1	0	1	0	0	0	407	5	0	2	0	2	3
Business & Public Service Professionals	723	0	6	22	4	15	0	1	137	14	40	27	40	5	89	79	9	21	0	118	2	39	55
Science & Technology Associate Professionals	438	0	77	13	27	44	4	12	21	22	22	13	26	21	0	3	21	8	2	40	4	16	42
Health & Social Welfare Associate Professionals	197	0	6	1	1	4	0	2	1	0	0	3	1	0	1	0	12	139	1	1	0	13	11
Business & Public Service Associate Professionals	655	0	31	0	0	17	3	14	3	3	4	0	9	9	1	1	28	2	4	22	112	52	340
Other Associate Professional Occupations	1,190	1	60	3	11	250	35	27	208	95	106	25	69	14	8	17	22	12	2	31	16	30	148

**TABLE 30 - RESIDENT MALE EMPLOYED POPULATION BY INDUSTRY SECTOR AND OCCUPATION 2001
CONTINUED**

Occupation	Total	Industrial Sector																						
		Agriculture, Forestry & Fishing	Manufacturing	Construction	Electricity, Gas & Water	Transport & Communications	Wholesale Distribution	Retail Distribution	Insurance	Banking	Other Financial Institutions	Property Owning & Mgt	Other Business Services	Info. & Comm. Technology	Legal Services	Accountancy Services	Education	Medical & Health Services	Tourist Accommodation	Other Prof. & Tech. Services	Entertainment & Catering	Miscellaneous Services	Public Administration	
Administrative Occupations	2,012	0	74	14	36	167	30	64	304	504	160	9	101	9	23	86	56	24	11	14	29	33	264	
Secretarial & Related Occupations	80	0	5	2	0	3	2	8	10	2	4	1	4	1	9	3	5	1	1	4	1	6	8	
Skilled Agricultural Trade	881	327	142	18	0	1	7	3	1	0	5	4	7	0	0	1	36	6	10	9	43	176	85	
Skilled Metal & Electrical Trades	1,672	0	502	206	121	276	14	83	1	1	4	1	48	23	0	0	22	9	4	43	83	165	66	
Skilled Construction & Building Trades	2,127	0	94	1,344	32	22	13	41	0	0	1	19	64	0	0	0	37	18	8	23	84	234	93	
Other Skilled Trades	553	0	179	19	1	13	8	63	2	1	2	1	8	1	0	1	3	13	48	8	138	35	9	
Personal Service Occupations	418	0	2	1	1	43	2	2	1	2	1	16	17	0	0	0	71	77	6	9	56	66	45	
Sales & Customer Service Occupations	829	0	43	1	23	29	48	476	19	58	28	4	7	2	0	1	3	3	2	4	24	33	21	
Process, Plant & Machine Operatives	750	8	331	120	52	58	14	34	4	0	1	7	6	1	0	0	9	1	3	10	19	20	52	
Transport & Mobile Machine Drivers & Operatives	1,227	0	131	149	18	474	103	72	0	0	1	0	19	1	0	0	13	2	4	4	45	53	138	
Elementary Trade, Plant & Storage Occupations	1,042	77	241	196	25	61	46	67	1	0	3	5	10	0	1	1	17	16	10	9	45	103	108	
Elementary Administration & Service Occupations	1,015	1	16	3	2	201	7	95	5	11	13	13	92	2	3	2	16	50	67	8	156	89	163	
Total	21,299	461	2,471	2,358	423	2,053	526	1,612	962	1,188	788	285	813	278	157	268	875	636	327	478	1,120	1,320	1,900	

TABLE 31 - RESIDENT FEMALE EMPLOYED POPULATION BY INDUSTRY SECTOR AND OCCUPATION 2001

Occupation	Industrial Sector																						
	Total	Agriculture, Forestry & Fishing	Manufacturing	Construction	Electricity, Gas & Water	Transport & Communications	Wholesale Distribution	Retail Distribution	Insurance	Banking	Other Financial Institutions	Property Owning & Mgt	Other Business Services	Info. & Comm. Technology	Legal Services	Accountancy Services	Education	Medical & Health Services	Tourist Accommodation	Other Prof. & Tech. Services	Entertainment & Catering	Miscellaneous Services	Public Administration
Corporate Managers	1,594	0	70	28	11	85	46	302	77	276	147	42	111	15	18	44	27	114	14	20	28	56	63
Managers or Proprietors in Agriculture & Services	557	9	12	2	0	15	6	94	2	5	3	55	15	1	0	1	10	5	139	3	133	44	3
Science & Technology Professionals	119	4	9	0	2	7	1	2	19	7	7	1	6	13	0	2	3	16	0	8	1	2	9
Health Professionals	106	0	1	0	0	1	0	14	0	1	0	0	0	0	0	0	5	73	0	3	1	1	6
Teaching & Research Professionals	764	0	0	0	0	0	0	0	0	2	2	0	0	0	0	0	741	13	0	1	0	2	3
Business & Public Service Professionals	362	0	3	1	0	8	0	1	60	14	10	5	14	1	39	22	14	61	0	26	2	29	52
Science & Technology Associate Professionals	116	0	11	1	3	4	1	2	10	15	10	0	7	4	1	1	16	6	0	5	0	2	17
Health & Social Welfare Associate Professionals	918	0	0	0	0	1	0	5	0	1	0	12	0	0	0	0	34	783	0	5	0	41	36
Business & Public Service Associate Professionals	213	0	11	0	0	13	3	3	1	4	5	0	11	0	0	1	26	3	3	12	35	20	62
Other Associate Professional Occupations	905	1	38	0	7	90	8	28	186	140	112	11	61	14	14	28	11	27	10	11	10	15	83

**TABLE 31 - RESIDENT FEMALE EMPLOYED POPULATION BY INDUSTRY SECTOR AND OCCUPATION 2001
CONTINUED**

Occupation	Total	Industrial Sector																						
		Agriculture, Forestry & Fishing	Manufacturing	Construction	Electricity, Gas & Water	Transport & Communications	Wholesale Distribution	Retail Distribution	Insurance	Banking	Other Financial Institutions	Property Owning & Mgt	Other Business Services	Info. & Comm. Technology	Legal Services	Accountancy Services	Education	Medical & Health Services	Tourist Accommodation	Other Prof. & Tech. Services	Entertainment & Catering	Miscellaneous Services	Public Administration	
Administrative Occupations	3,937	2	109	51	36	284	54	133	576	1,157	326	31	227	21	40	82	112	123	22	28	81	60	382	
Secretarial & Related Occupations	1,625	1	49	46	13	62	23	40	173	104	102	43	132	12	114	40	113	203	44	38	50	48	175	
Skilled Agricultural Trade	103	52	8	0	0	0	4	0	0	0	1	1	0	0	0	0	6	0	0	0	2	22	7	
Skilled Metal & Electrical Trades	27	0	11	2	0	6	0	0	1	0	0	0	1	0	0	0	0	1	0	1	1	1	2	
Skilled Construction & Building Trades	27	0	2	13	0	0	0	0	0	0	1	2	1	0	0	0	1	0	0	0	3	3	1	
Other Skilled Trades	270	0	74	0	0	4	4	28	0	0	1	4	2	0	0	0	26	22	15	1	56	24	9	
Personal Service Occupations	2,223	0	2	1	0	124	2	11	1	0	6	73	29	0	1	3	413	689	52	34	176	499	107	
Sales & Customer Service Occupations	1,916	0	36	0	16	99	23	1,265	28	203	49	13	16	1	0	4	6	15	8	3	64	31	36	
Process, Plant & Machine Operatives	277	0	218	1	1	1	3	21	0	0	1	0	1	0	0	0	2	10	0	0	5	12	1	
Transport & Mobile Machine Drivers & Operatives	78	0	5	0	0	40	7	3	0	0	0	0	0	0	0	0	6	0	0	0	4	9	4	
Elementary Trade, Plant & Storage Occupations	76	12	24	1	1	4	6	8	0	0	0	2	2	0	0	0	0	1	1	2	3	3	6	
Elementary Administration & Service Occupations	1,538	1	21	7	2	69	11	72	7	13	14	25	87	1	9	9	267	200	108	4	341	129	141	
Total	17,751	82	714	154	92	917	202	2,032	1,141	1,942	797	320	723	83	236	237	1,839	2,365	416	205	996	1,053	1,205	

TABLE 32 - RESIDENT EMPLOYED POPULATION BY AGE AND OCCUPATION 2001

Occupation	Total	Employed Population by Age												
		16-19	20-24	25-29	30-34	35-39	40-44	45-49	50-54	55-59	60-64	65-69	70-74	75+
Corporate Managers	4,904	19	147	393	763	830	770	662	644	400	176	56	32	12
Managers or Proprietors in Agriculture & Services	1,461	8	49	76	124	169	191	185	263	198	109	49	26	14
Science & Technology Professionals	787	14	65	119	136	134	98	81	63	41	28	5	3	0
Health Professionals	289	3	9	17	31	36	44	44	51	26	21	4	2	1
Teaching & Research Professionals	1,189	3	41	95	119	156	174	215	222	111	35	9	8	1
Business & Public Service Professionals	1,085	6	65	131	150	152	153	130	130	84	44	27	9	4
Science & Technology Associate Professionals	554	28	63	100	75	77	66	53	47	27	11	4	2	1
Health & Social Welfare Associate Professionals	1,115	3	21	96	141	220	190	154	158	84	33	14	0	1
Business & Public Service Associate Professionals	868	26	80	93	142	159	128	89	65	33	31	9	5	8
Other Associate Professional Occupations	2,095	50	214	335	341	285	239	233	192	127	57	15	6	1
Administrative Occupations	5,949	418	888	976	803	724	636	504	468	326	133	46	17	10
Secretarial & Related Occupations	1,705	43	114	178	176	233	239	205	262	157	56	25	10	7
Skilled Agricultural Trade	984	33	56	65	99	114	110	115	118	116	97	30	17	14
Skilled Metal & Electrical Trades	1,699	75	153	162	215	266	223	190	177	151	65	17	4	1
Skilled Construction & Building Trades	2,154	94	162	212	266	302	275	222	291	166	119	39	4	2
Other Skilled Trades	823	40	63	76	113	111	112	86	79	61	44	28	8	2
Personal Service Occupations	2,641	91	210	258	361	395	337	285	311	242	98	33	16	4
Sales & Customer Service Occupations	2,745	369	344	291	275	265	267	228	266	216	121	62	31	10
Process, Plant & Machine Operatives	1,027	52	82	98	139	118	136	124	122	85	55	8	5	3
Transport & Mobile Machine Drivers and Operatives	1,305	9	58	102	135	167	150	159	211	151	126	25	9	3
Elementary Trade, Plant & Storage Occupations	1,118	73	108	124	133	135	115	108	130	106	66	12	7	1
Elementary Administration & Service Occupations	2,553	190	216	209	234	282	299	283	304	259	153	73	40	11
Total	39,050	1,647	3,208	4,206	4,971	5,330	4,952	4,355	4,574	3,167	1,678	590	261	111

TABLE 33 - RESIDENT MALE EMPLOYED POPULATION BY AGE AND OCCUPATION 2001

Occupation	Total	Employed Population by Age												
		16-19	20-24	25-29	30-34	35-39	40-44	45-49	50-54	55-59	60-64	65-69	70-74	75+
Corporate Managers	3,310	12	74	216	488	570	510	459	457	298	150	41	27	8
Managers or Proprietors in Agriculture & Services	904	6	28	40	77	97	113	117	165	130	71	32	20	8
Science & Technology Professionals	668	9	53	100	109	116	83	69	58	37	27	4	3	0
Health Professionals	183	0	4	5	17	20	28	30	35	21	16	4	2	1
Teaching & Research Professionals	425	2	14	21	46	53	49	80	82	53	18	3	4	0
Business & Public Service Professionals	723	2	38	75	86	97	100	82	99	67	40	26	8	3
Science & Technology Associate Professionals	438	24	53	77	57	60	51	43	37	21	10	3	1	1
Health & Social Welfare Associate Professionals	197	0	2	21	23	42	32	26	26	11	11	3	0	0
Business & Public Service Associate Professionals	655	22	55	68	107	127	102	67	51	19	24	6	3	4
Other Associate Professional Occupations	1,190	24	110	155	174	149	134	151	125	99	49	14	5	1
Administrative Occupations	2,012	167	367	333	239	211	162	154	154	121	68	22	9	5
Secretarial & Related Occupations	80	1	3	5	2	7	12	6	16	9	8	7	2	2
Skilled Agricultural Trade	881	30	54	56	96	104	94	106	97	101	88	30	14	11
Skilled Metal & Electrical Trades	1,672	73	152	159	211	261	219	187	173	151	65	16	4	1
Skilled Construction & Building Trades	2,127	93	157	209	263	297	273	221	291	161	118	38	4	2
Other Skilled Trades	553	33	49	64	80	80	62	55	52	34	25	14	4	1
Personal Service Occupations	418	18	29	40	56	60	47	39	52	33	28	8	7	1
Sales & Customer Service Occupations	829	144	115	108	86	64	60	49	65	59	40	19	15	5
Process, Plant & Machine Operatives	750	42	66	72	109	95	93	84	78	60	41	6	3	1
Transport & Mobile Machine Drivers and Operatives	1,227	9	50	93	124	158	141	150	201	142	125	22	9	3
Elementary Trade, Plant & Storage Occupations	1,042	69	101	114	123	126	106	101	117	102	65	12	6	0
Elementary Administration & Service Occupations	1,015	78	102	80	99	110	110	100	116	92	67	31	24	6
Total	21,299	858	1,676	2,111	2,672	2,904	2,581	2,376	2,547	1,821	1,154	361	174	64

TABLE 34 - RESIDENT FEMALE EMPLOYED POPULATION BY AGE AND OCCUPATION 2001

Occupation	Total	Employed Population by Age												
		16-19	20-24	25-29	30-34	35-39	40-44	45-49	50-54	55-59	60-64	65-69	70-74	75+
Corporate Managers	1,594	7	73	177	275	260	260	203	187	102	26	15	5	4
Managers or Proprietors in Agriculture & Services	557	2	21	36	47	72	78	68	98	68	38	17	6	6
Science & Technology Professionals	119	5	12	19	27	18	15	12	5	4	1	1	0	0
Health Professionals	106	3	5	12	14	16	16	14	16	5	5	0	0	0
Teaching & Research Professionals	764	1	27	74	73	103	125	135	140	58	17	6	4	1
Business & Public Service Professionals	362	4	27	56	64	55	53	48	31	17	4	1	1	1
Science & Technology Associate Professionals	116	4	10	23	18	17	15	10	10	6	1	1	1	0
Health & Social Welfare Associate Professionals	918	3	19	75	118	178	158	128	132	73	22	11	0	1
Business & Public Service Associate Professionals	213	4	25	25	35	32	26	22	14	14	7	3	2	4
Other Associate Professional Occupations	905	26	104	180	167	136	105	82	67	28	8	1	1	0
Administrative Occupations	3,937	251	521	643	564	513	474	350	314	205	65	24	8	5
Secretarial & Related Occupations	1,625	42	111	173	174	226	227	199	246	148	48	18	8	5
Skilled Agricultural Trade	103	3	2	9	3	10	16	9	21	15	9	0	3	3
Skilled Metal & Electrical Trades	27	2	1	3	4	5	4	3	4	0	0	1	0	0
Skilled Construction & Building Trades	27	1	5	3	3	5	2	1	0	5	1	1	0	0
Other Skilled Trades	270	7	14	12	33	31	50	31	27	27	19	14	4	1
Personal Service Occupations	2,223	73	181	218	305	335	290	246	259	209	70	25	9	3
Sales & Customer Service Occupations	1,916	225	229	183	189	201	207	179	201	157	81	43	16	5
Process, Plant & Machine Operatives	277	10	16	26	30	23	43	40	44	25	14	2	2	2
Transport & Mobile Machine Drivers and Operatives	78	0	8	9	11	9	9	9	10	9	1	3		0
Elementary Trade, Plant & Storage Occupations	76	4	7	10	10	9	9	7	13	4	1	0	1	1
Elementary Administration & Service Occupations	1,538	112	114	129	135	172	189	183	188	167	86	42	16	5
Total	17,751	789	1,532	2,095	2,299	2,426	2,371	1,979	2,027	1,346	524	229	87	47

TABLE 35 - RESIDENT EMPLOYED POPULATION BY PRIVATE/PUBLIC SECTOR AND INDUSTRY 2001

Industry	Total	Private/Public Sector	
		Private Sector	Public Sector
Agriculture, Forestry & Fishing	543	493	50
Manufacturing	3,185	3,185	-
Construction	2,512	2,196	316
Electricity, Gas & Water	515	155	360
Transport & Communications	2,970	2,260	710
Wholesale Distribution	728	728	-
Retail Distribution	3,644	3,644	-
Insurance	2,103	2,103	-
Banking	3,130	3,130	-
Other Financial Institutions	1,585	1,585	-
Property Owning & Management	605	605	-
Other Business Services	1,536	1,536	-
Information & Communication Technology	361	361	-
Legal Services	393	393	-
Accountancy Services	505	505	-
Education	2,714	434	2,280
Medical & Health Services	3,001	917	2,084
Tourist Accommodation	743	743	-
Other Professional & Technical Services	683	683	-
Entertainment & Catering	2,116	1,924	192
Miscellaneous Services	2,373	2,166	207
Public Administration	3,105	-	3,105
Total	39,050	29,746	9,304

TABLE 36 - RESIDENT MALE EMPLOYED POPULATION BY PRIVATE/PUBLIC SECTOR AND INDUSTRY 2001

Industry	Total	Private/Public Sector	
		Private Sector	Public Sector
Agriculture, Forestry & Fishing	461	413	48
Manufacturing	2,471	2,471	-
Construction	2,358	2,054	304
Electricity, Gas & Water	423	128	295
Transport & Communications	2,053	1,440	613
Wholesale Distribution	526	526	-
Retail Distribution	1,612	1,612	-
Insurance	962	962	-
Banking	1,188	1,188	-
Other Financial Institutions	788	788	-
Property Owning & Management	285	285	-
Other Business Services	813	813	-
Information & Communication Technology	278	278	-
Legal Services	157	157	-
Accountancy Services	268	268	-
Education	875	159	716
Medical & Health Services	636	175	461
Tourist Accommodation	327	327	-
Other Professional & Technical Services	478	478	-
Entertainment & Catering	1,120	1,020	100
Miscellaneous Services	1,320	1,237	83
Public Administration	1,900	-	1,900
Total	21,299	16,779	4,520

TABLE 37 - RESIDENT FEMALE EMPLOYED POPULATION BY PRIVATE/PUBLIC SECTOR AND INDUSTRY 2001

Industry	Total	Private/Public Sector	
		Private Sector	Public Sector
Agriculture, Forestry & Fishing	82	80	2
Manufacturing	714	714	-
Construction	154	142	12
Electricity, Gas & Water	92	27	65
Transport & Communications	917	820	97
Wholesale Distribution	202	202	-
Retail Distribution	2,032	2,032	-
Insurance	1,141	1,141	-
Banking	1,942	1,942	-
Other Financial Institutions	797	797	-
Property Owning & Management	320	320	-
Other Business Services	723	723	-
Information & Communication Technology	83	83	-
Legal Services	236	236	-
Accountancy Services	237	237	-
Education	1,839	275	1,564
Medical & Health Services	2,365	742	1,623
Tourist Accommodation	416	416	-
Other Professional & Technical Services	205	205	-
Entertainment & Catering	996	904	92
Miscellaneous Services	1,053	929	124
Public Administration	1,205	-	1,205
Total	17,751	12,967	4,784

TABLE 38 - RESIDENT EMPLOYED POPULATION BY PLACE OF WORK AND AREA OF RESIDENCE 2001

Area of Residence	Total	Place of Work																								
		Douglas	Ramsey	Peel	Castletown	Port Erin	Port St Mary	Laxey	Onchan	Andreas	Arbory	Ballaugh	Braddan	Bride	German	Jurby	Lezayre	Lonan	Malew	Marown	Maughold	Michael	Patrick	Rushen	Santon	Outside IOM
Towns																										
Douglas	13,925	11,437	102	57	175	21	20	24	361	8	24	3	888	4	35	5	16	11	474	41	6	14	40	4	39	116
Ramsey	3,342	1,111	1,715	15	24	5	1	27	32	43	2	12	72	5	13	47	45	3	48	35	15	18	0	0	3	51
Peel	1,975	817	33	725	27	6	6	2	17	3	1	2	90	0	61	3	18	2	86	32	0	8	18	1	1	16
Castletown	1,536	517	5	5	514	48	16	3	13	2	9	0	36	0	10	0	1	1	318	13	0	1	2	2	6	14
Villages																										
Port Erin	1,647	592	7	3	135	479	59	0	13	2	10	1	49	0	3	0	0	1	243	11	0	2	11	6	2	18
Port St Mary	958	324	6	4	95	89	234	1	7	2	7	1	19	0	4	0	1	0	131	2	0	3	3	3	1	21
Laxey	855	499	29	0	8	1	0	191	30	1	0	1	37	1	4	0	0	7	20	3	0	3	2	1	0	17
Onchan	4,596	3171	40	26	50	9	5	24	725	4	9	1	283	0	16	1	7	9	139	12	2	5	6	0	8	44
Parishes																										
Andreas	560	144	105	40	6	0	1	2	9	178	2	3	18	6	1	4	13	0	9	3	4	3	1	0	0	8
Arbory	871	339	6	5	94	53	17	1	11	1	143	0	34	0	0	0	0	0	143	0	1	2	11	1	1	8
Ballaugh	384	141	45	8	5	0	1	0	5	6	1	107	15	0	11	5	7	0	7	2	0	7	4	0	0	7
Braddan	1,333	837	5	10	19	4	2	4	33	1	6	0	310	1	1	1	2	2	47	6	0	0	12	0	4	26
Bride	199	50	42	1	1	0	0	1	0	7	0	0	5	80	0	2	4	0	1	0	0	1	2	0	0	2
German	546	244	6	43	8	3	0	1	12	1	0	0	27	0	90	0	3	0	20	11	0	4	60	0	3	10
Jurby	300	83	69	7	1	0	0	4	5	6	2	6	12	4	1	84	5	1	2	1	4	0	0	0	0	3
Lezayre	515	181	112	3	2	0	3	2	9	9	1	2	14	4	3	4	137	0	12	5	3	5	0	0	0	4
Lonan	698	409	9	2	12	2	0	42	35	1	3	0	42	2	1	0	0	96	19	3	1	1	3	0	1	14
Malew	1,105	411	4	7	101	20	4	4	12	2	5	0	50	0	0	0	0	0	418	14	0	4	26	1	4	18
Marown	956	582	7	18	15	3	3	0	19	1	1	3	76	0	5	0	1	2	52	146	0	2	9	1	2	8
Maughold	377	175	69	2	3	0	0	2	10	2	1	3	8	1	1	2	1	0	8	1	77	1	0	0	0	10
Michael	710	313	60	37	11	2	1	4	7	3		5	35	2	3	6	6	0	23	0	0	150	24	0	3	15
Patrick	692	328	3	44	13	3	8	1	10	3	1	1	50	0	39	0	4	0	37	5	0	1	129	3	2	7
Rushen	670	248	5	6	61	58	29	1	7	3	19	0	15	0	2	1	0	0	99	2	0	0	7	94	2	11
Santon	300	162	0	0	13	1	2	0	7	1	0	0	24	0	1	0	0	0	19	1	0	1	4	0	59	5
Total	39,050	23,115	2,484	1,068	1,393	807	412	341	1,389	290	247	151	2,209	110	305	165	271	135	2,375	349	113	236	374	117	141	453

TABLE 39 - RESIDENT EMPLOYED POPULATION BY MEANS OF TRANSPORT TO WORK AND AREA OF RESIDENCE 2001

Area of Residence	Total	Transport to work								
		Public Transport	Bus/coach/ minibus provided by employer	Driving car or van	Passenger in car or van	Pedal Cycle	On foot	Other means of travel	Works mainly from home	Unknown
Towns										
Douglas	13,925	943	107	7,673	1,375	126	2,944	332	412	13
Ramsey	3,342	186	24	2,007	344	58	534	60	129	0
Peel	1,975	179	19	1,230	156	9	260	46	76	0
Castletown	1,536	140	12	887	130	36	221	37	73	0
Villages										
Port Erin	1,647	124	27	1,058	149	14	166	32	76	1
Port St Mary	958	52	5	630	86	6	80	22	76	1
Laxey	855	50	1	600	73	4	47	29	51	0
Onchan	4,596	322	39	3214	481	37	256	95	151	1
Parishes										
Andreas	560	10	5	414	41	7	20	10	53	0
Arbory	871	43	2	674	64	7	16	15	49	1
Ballaugh	384	9	1	275	32	0	10	11	46	0
Braddan	1,333	74	7	965	126	6	47	34	74	0
Bride	199	9	2	120	11	2	7	3	45	0
German	546	29	7	388	30	1	23	9	59	0
Jurby	300	29	6	188	24	3	16	9	25	0
Lezayre	516	11	5	369	39	5	20	9	57	1
Lonan	697	21	0	548	49	0	15	18	46	0
Malew	1,105	50	9	766	73	17	75	29	86	0
Marown	956	44	3	724	66	3	19	16	81	0
Maughold	377	15	2	263	28	2	10	10	46	1
Michael	710	34	4	527	55	3	30	22	35	0
Patrick	692	24	2	512	67	7	13	15	52	0
Rushen	670	33	2	496	44	8	15	24	48	0
Santon	300	17	0	207	26	1	7	7	35	0
Total	39,050	2,448	291	24,735	3,569	362	4,851	894	1,881	19

TABLE 40 - RESIDENT UNEMPLOYED POPULATION BY AGE AND GENDER 2001

Gender	Total	Unemployed Population by Age									
		16-19	20-24	25-29	30-34	35-39	40-44	45-49	50-54	55-59	60+
Male	373	67	63	54	34	30	24	29	39	19	14
Female	262	42	29	39	34	30	24	23	22	17	2
Total	635	109	92	93	68	60	48	52	61	36	16

Resident Unemployed Population by Age and Gender 2001

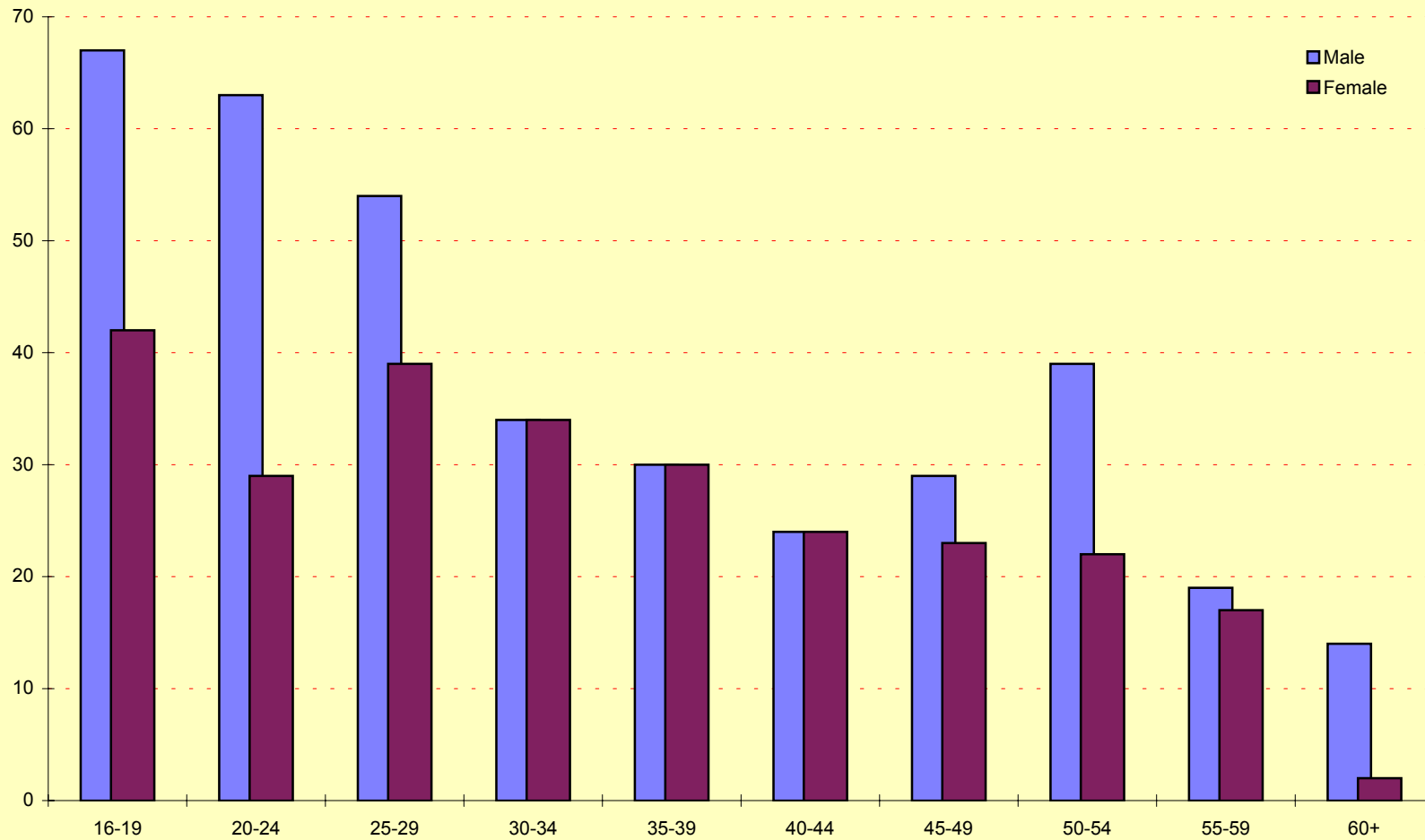


TABLE 41 - RESIDENT POPULATION NOT IN EMPLOYMENT BY AGE AND REASON FOR NOT BEING EMPLOYED 2001

Reasons for not being in employment	Total	Age														
		16-19	20-24	25-29	30-34	35-39	40-44	45-49	50-54	55-59	60-64	65-69	70-74	75-79	80-84	85+
In full-time Education	2,441	1,628	670	60	27	26	14	4	5	3	4	0	0	0	0	0
Retired	14,261	0	0	0	6	12	37	63	267	600	1,745	2,650	2,737	2,620	1,797	1,727
Looking after Home & Family	3,036	33	118	243	407	443	335	321	421	373	167	82	46	25	17	5
In Permanent Long-Term Sickness	813	3	30	24	34	59	69	76	153	187	163	8	3	3	0	1
In Permanent Long-Term Disability	821	11	18	34	44	51	67	94	143	188	149	14	4	2	1	1
Unemployed & looking for Work	635	109	92	93	68	60	48	52	61	36	16	0	0	0	0	0
Other Reason	749	55	112	89	77	70	49	64	90	65	25	15	12	12	3	11
Total	22,756	1,839	1,040	543	663	721	619	674	1,140	1,452	2,269	2,769	2,802	2,662	1,818	1,745

Note: This table reflects the response as provided, although elsewhere in this report, males over 64 years and females over 59 would automatically be classified as being retired

TABLE 42 - RESIDENT MALE POPULATION NOT IN EMPLOYMENT BY AGE AND REASON FOR NOT BEING EMPLOYED 2001

Reasons for not being in employment	Total	Age														
		16-19	20-24	25-29	30-34	35-39	40-44	45-49	50-54	55-59	60-64	65-69	70-74	75-79	80-84	85+
In full-time Education	1,161	790	319	29	8	7	3	1	0	2	2	0	0	0	0	0
Retired	5,667	0	0	0	2	3	20	27	136	261	514	1,257	1,156	1,080	675	536
Looking after Home & Family	102	0	2	8	8	14	16	22	7	12	10	1	1	1	0	0
In Permanent Long-Term Sickness	448	1	14	9	18	35	30	29	77	89	141	2	2	1	0	0
In Permanent Long-Term Disability	465	7	11	18	24	26	35	46	78	82	130	4	3	1	0	0
Unemployed & looking for Work	373	67	63	54	34	30	24	29	39	19	14	0	0	0	0	0
Other Reason	388	32	68	50	41	42	27	31	32	30	15	8	4	6	1	1
Total	8,604	897	477	168	135	157	155	185	369	495	826	1,272	1,166	1,089	676	537

Note: This table reflects the response as provided, although elsewhere in this report, males over 64 years and females over 59 would automatically be classified as being retired

TABLE 43 - RESIDENT FEMALE POPULATION NOT IN EMPLOYMENT BY AGE AND REASON FOR NOT BEING EMPLOYED 2001

Reasons for not being in employment	Total	Age														
		16-19	20-24	25-29	30-34	35-39	40-44	45-49	50-54	55-59	60-64	65-69	70-74	75-79	80-84	85+
In full-time Education	1,280	838	351	31	19	19	11	3	5	1	2	0	0	0	0	0
Retired	8,594	0	0	0	4	9	17	36	131	339	1,231	1,393	1,581	1,540	1,122	1,191
Looking after Home & Family	2,934	33	116	235	399	429	319	299	414	361	157	81	45	24	17	5
In Permanent Long-Term Sickness	365	2	16	15	16	24	39	47	76	98	22	6	1	2	0	1
In Permanent Long-Term Disability	356	4	7	16	20	25	32	48	65	106	19	10	1	1	1	1
Unemployed & looking for Work	262	42	29	39	34	30	24	23	22	17	2	0	0	0	0	0
Other Reason	361	23	44	39	36	28	22	33	58	35	10	7	8	6	2	10
Total	14,152	942	563	375	528	564	464	489	771	957	1,443	1,497	1,636	1,573	1,142	1,208

Note: This table reflects the response as provided, although elsewhere in this report, males over 64 years and females over 59 would automatically be classified as being retired

Residents Not in Employment 2001

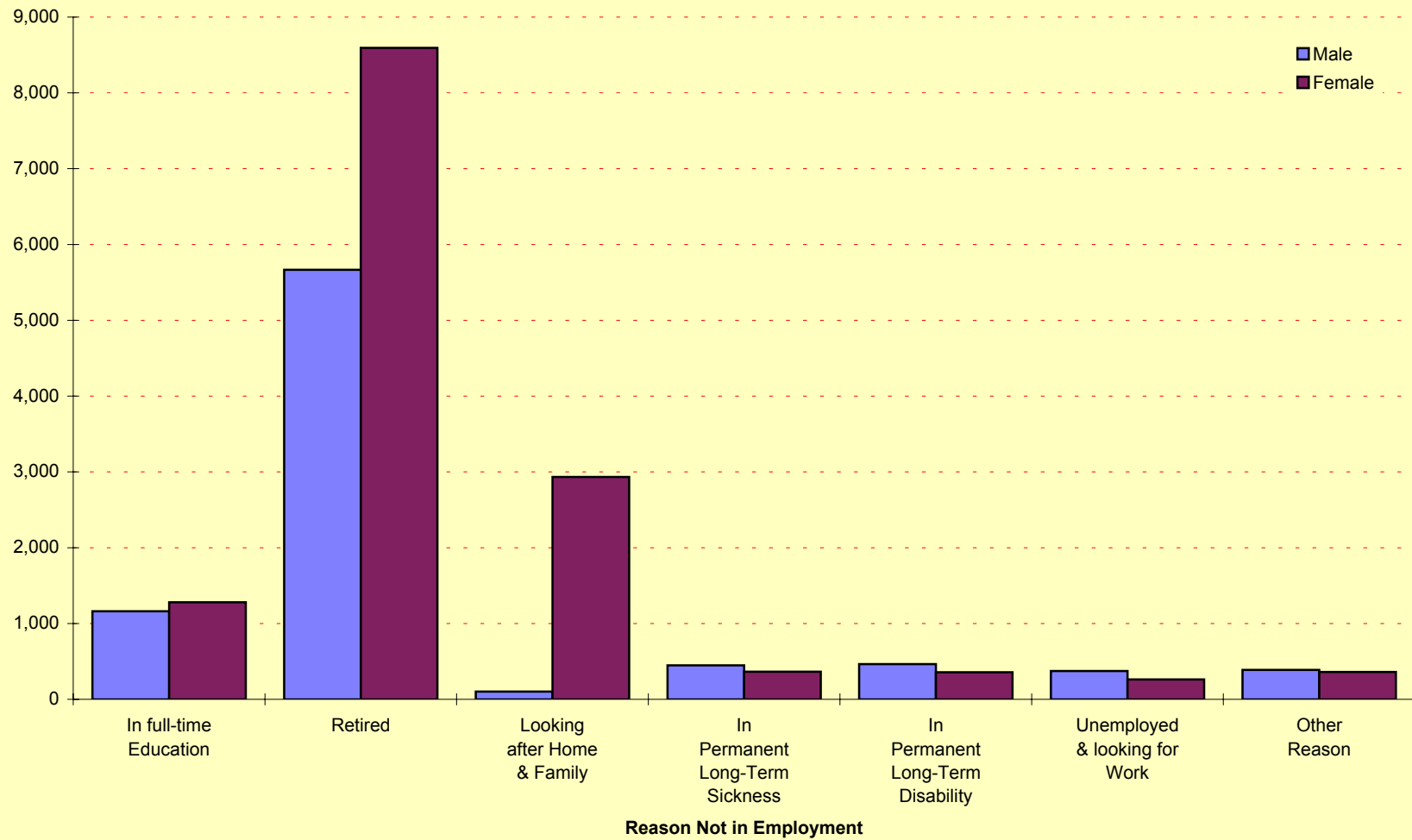


TABLE 44 - RESIDENT EMPLOYED POPULATION HOLDING A WORK PERMIT BY LENGTH OF PERMIT 2001

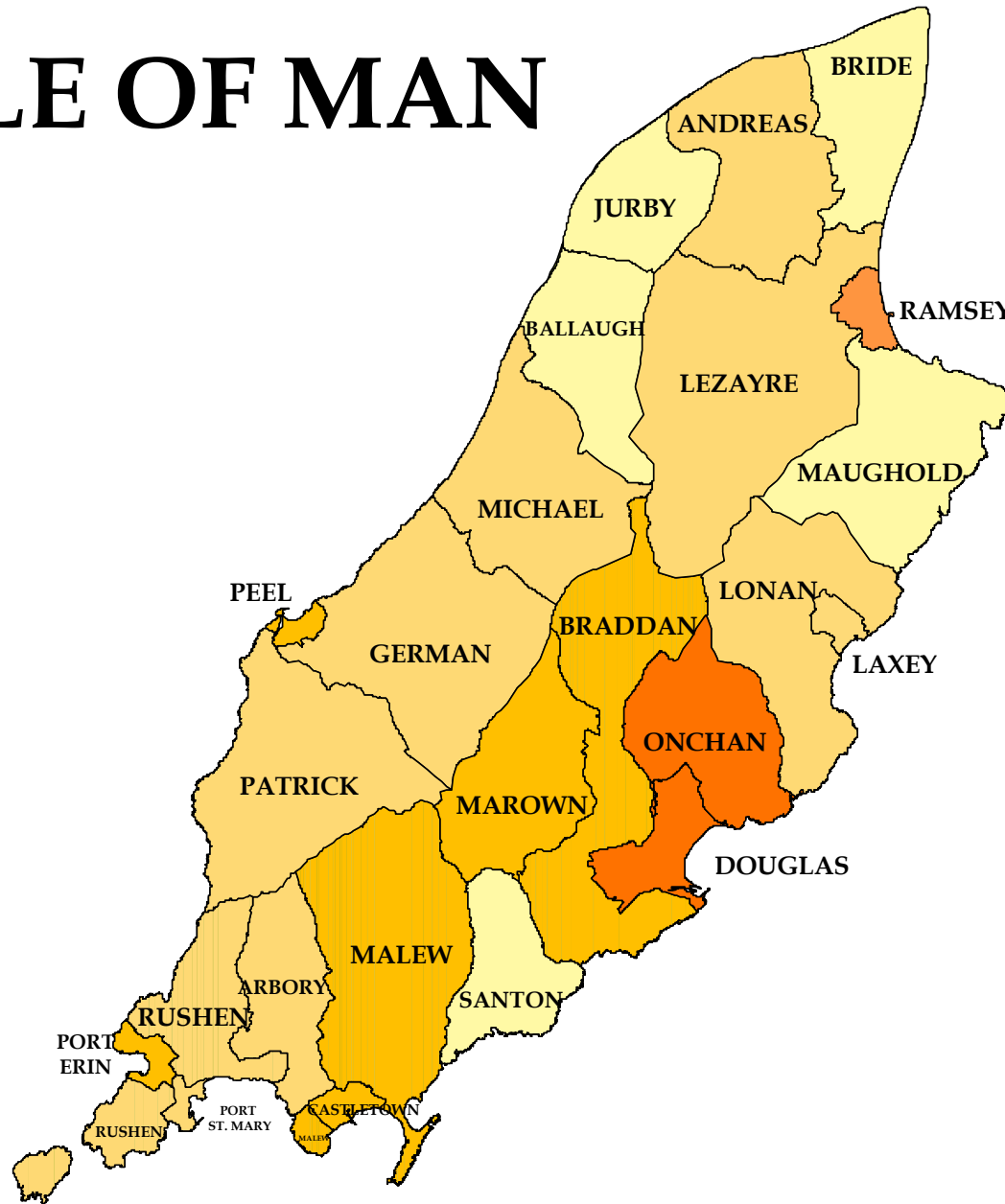

Length of Permit	Number of Permits
0 - 3 Months	40
4 - 6 Months	252
7 - 12 Months	2,734
13 - 24 Months	103
Over 24 Months	67
Indefinite	2,450
Total	5,646

HOUSEHOLD STATISTICS

TABLE 45 - RESIDENT HOUSEHOLDS BY AREA OF RESIDENCE 2001

Area of Residence	Number of Residents in Households	Number of Households	Average Household Size
Towns			
Douglas	24,445	10,332	2.37
Ramsey	7,093	3,281	2.16
Peel	3,700	1,522	2.43
Castletown	3,062	1,284	2.38
Villages			
Port Erin	3,355	1,478	2.27
Port St Mary	1,878	803	2.34
Laxey	1,709	715	2.39
Onchan	8,803	3,680	2.39
Parishes			
Andreas	1,152	481	2.40
Arbory	1,714	730	2.35
Ballaugh	868	387	2.24
Braddan	2,581	1,000	2.58
Bride	408	170	2.40
German	1,010	407	2.48
Jurby	677	243	2.79
Lezayre	1,121	471	2.38
Lonan	1,393	556	2.51
Malew	2,208	914	2.42
Marown	1,878	744	2.52
Maughold	940	383	2.45
Michael	1,431	556	2.57
Patrick	1,305	516	2.53
Rushen	1,504	630	2.39
Santon	580	238	2.44
Total	74,815	31,521	2.37

ISLE OF MAN



NUMBER OF HOUSEHOLDS IN CENSUS DISTRICTS

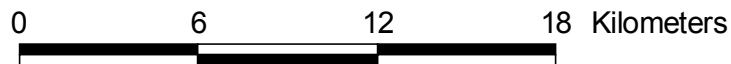
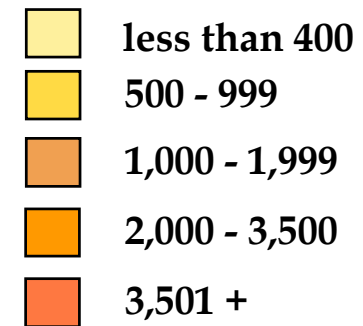


TABLE 46 - RESIDENT HOUSEHOLDS BY TYPE OF ACCOMMODATION AND AREA OF RESIDENCE 2001

Area of Residence	Total	Type of Building					
		House - Detached	House - Semi- Detached	House - Terraced	Purpose Built Flat	Flat in converted house	Flat in commercial building
Towns							
Douglas	10,332	1,789	3,027	3,007	1,111	1,289	109
Ramsey	3,281	1,025	512	721	663	303	57
Peel	1,522	365	298	648	141	32	38
Castletown	1,284	230	195	709	91	33	26
Villages							
Port Erin	1,478	585	296	367	159	56	15
Port St Mary	803	248	178	222	88	59	8
Laxey	715	384	124	114	73	3	17
Onchan	3,680	1,778	760	795	212	121	14
Parishes							
Andreas	481	383	81	13	2	0	2
Arbory	730	533	119	68	9	0	1
Ballaugh	387	284	46	49	4	4	0
Braddan	1,000	515	219	215	42	7	2
Bride	170	123	22	22	0	2	1
German	407	251	57	82	11	3	3
Jurby	243	124	82	36	0	0	1
Lezayre	471	377	65	24	2	0	3
Lonan	556	470	37	46	0	3	0
Malew	914	557	163	143	32	15	4
Marown	744	567	89	52	21	12	3
Maughold	383	333	41	7	0	2	0
Michael	556	376	120	35	17	4	4
Patrick	516	290	106	109	6	0	5
Rushen	630	483	88	56	0	1	2
Santon	238	142	44	51	0	1	0
Total	31,521	12,212	6,769	7,591	2,684	1,950	315

RESIDENT HOUSEHOLDS TYPE OF ACCOMMODATION

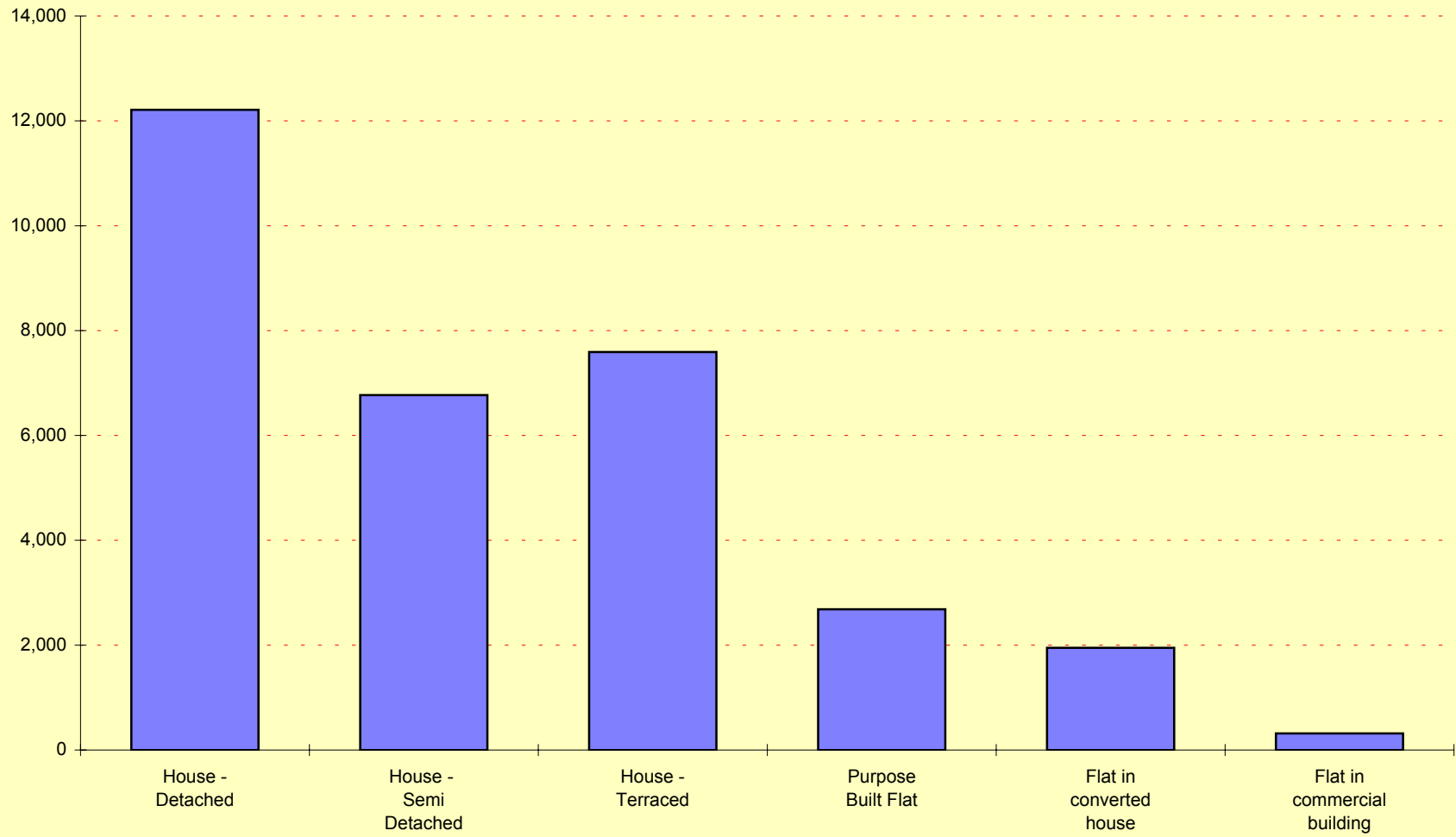


TABLE 47 - RESIDENT HOUSEHOLDS BY TENURE AND AREA OF RESIDENCE 2001

Area of Residence	Total	Tenure						
		Buying property (mortgage or loan)	Owning property outright	Renting from gov't or local authority	Renting from private landlord (furnished)	Renting from private landlord (unfurnished)	Renting from employer	Other
Towns								
Douglas	10,332	3,827	2,301	2,123	1,032	866	87	96
Ramsey	3,281	960	1,229	620	144	281	21	26
Peel	1,522	507	451	367	57	114	15	11
Castletown	1,284	252	352	508	41	100	19	12
Villages								
Port Erin	1,478	472	606	225	52	93	13	17
Port St Mary	803	258	288	146	28	72	6	5
Laxey	715	297	248	98	16	49	2	5
Onchan	3,680	1,439	1,419	437	141	209	15	20
Parishes								
Andreas	481	156	222	40	13	37	10	3
Arbory	730	273	303	83	12	42	5	12
Ballaugh	387	118	188	52	6	16	1	6
Braddan	1,000	411	278	210	25	52	17	7
Bride	170	33	71	45	6	11	3	1
German	407	157	148	53	12	29	5	3
Jurby	243	46	59	113	2	18	0	5
Lezayre	471	128	253	35	11	24	13	7
Lonan	556	214	251	37	12	33	6	3
Malew	914	254	362	190	30	57	13	8
Marown	744	306	305	29	22	61	13	8
Maughold	383	104	206	18	10	40	5	0
Michael	556	254	239	5	10	39	6	3
Patrick	516	204	197	53	9	40	5	8
Rushen	630	194	305	62	16	36	9	8
Santon	238	88	90	18	11	24	3	4
Total	31,521	10,952	10,371	5,567	1,718	2,343	292	278

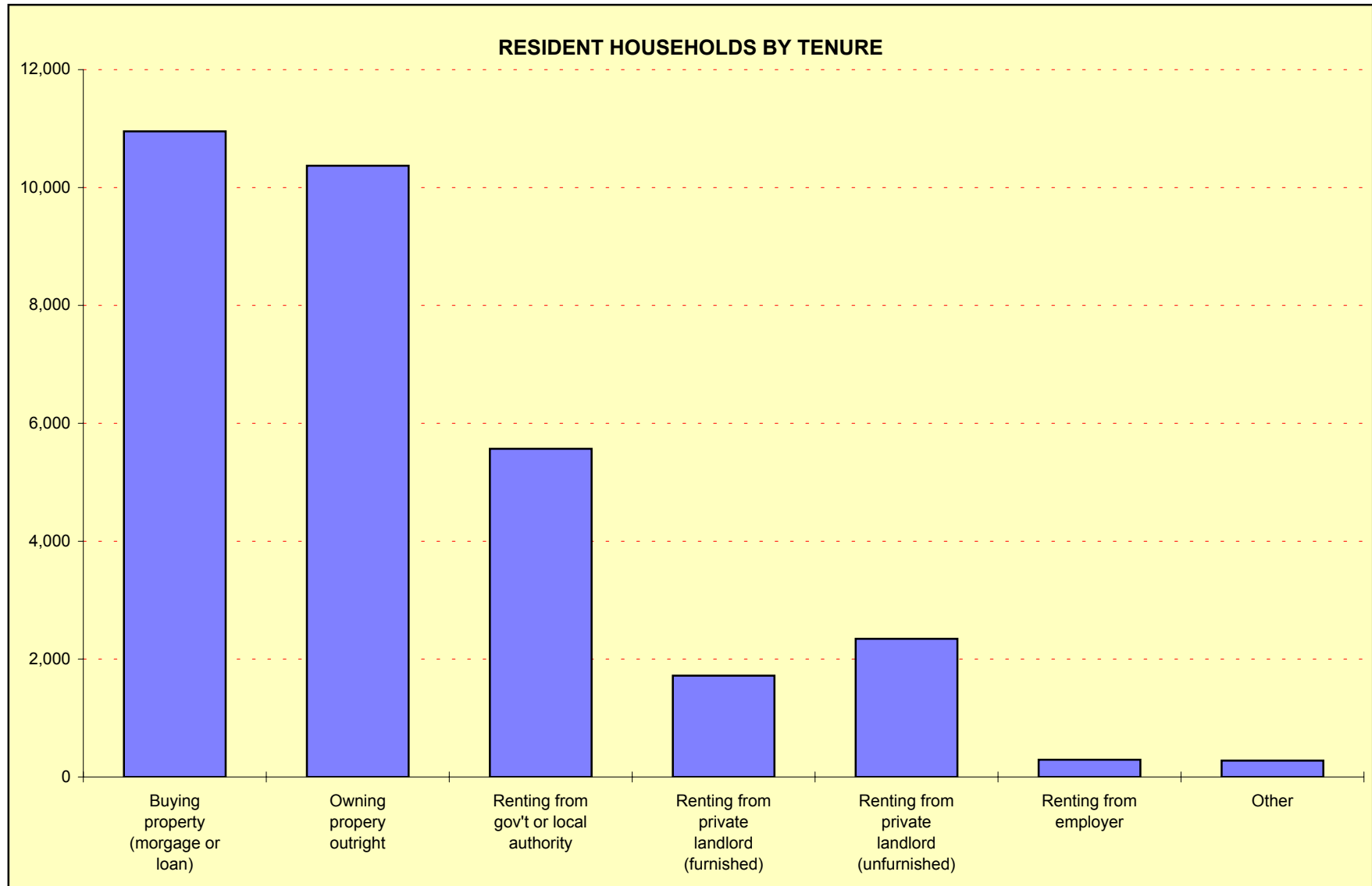


TABLE 48 - RESIDENT HOUSEHOLDS BY NUMBER OF PERSONS IN HOUSEHOLD AND AREA OF RESIDENCE 2001

Area of Residence	Total Number of Households	Number of Persons in Household						
		1	2	3	4	5	6	7+
Towns								
Douglas	10,332	3,160	3,397	1,611	1,428	524	173	39
Ramsey	3,281	1,165	1,185	415	344	118	39	15
Peel	1,522	425	525	237	208	101	15	11
Castletown	1,284	360	453	208	177	63	16	7
Villages								
Port Erin	1,478	477	510	234	170	53	29	5
Port St Mary	803	229	289	134	102	35	12	2
Laxey	715	175	282	110	108	33	6	1
Onchan	3,680	971	1,332	620	545	157	45	10
Parishes								
Andreas	481	123	179	80	71	22	5	1
Arbory	730	204	261	129	89	37	10	0
Ballaugh	387	106	160	59	48	11	3	0
Braddan	1,000	211	364	173	170	54	24	4
Bride	170	43	63	36	14	9	5	0
German	407	93	165	56	59	27	4	3
Jurby	243	42	84	45	45	15	9	3
Lezayre	471	107	207	66	60	25	5	1
Lonan	556	107	237	89	83	29	10	1
Malew	914	239	327	147	143	46	12	0
Marown	744	163	279	123	123	43	11	2
Maughold	383	76	176	49	55	19	6	2
Michael	556	122	185	105	104	33	6	1
Patrick	516	122	189	79	81	34	9	2
Rushen	630	164	246	98	72	39	8	3
Santon	238	52	100	40	29	11	5	1
Total	31,521	8,936	11,195	4,943	4,328	1,538	467	114

TABLE 49 - RESIDENT HOUSEHOLDS BY NUMBER OF PERSONS AND ROOMS IN HOUSEHOLD 2001

Number of Rooms	Total	Number of Persons in Household							
		1	2	3	4	5	6	7+	
1	180	149	29	2					
2	1,028	741	245	29	13				
3	2,337	1,357	755	148	57	16	4		
4	4,988	2,212	1,952	543	212	52	14	3	
5	6,892	1,873	2,631	1,205	869	241	63	10	
6	6,009	1,252	2,309	1,114	971	264	85	14	
7	3,900	624	1,337	764	798	292	66	19	
8	2,573	319	865	491	576	244	58	20	
9	1,472	171	467	276	347	145	55	11	
10	949	107	288	171	213	115	43	12	
11 +	1,193	131	317	200	272	169	79	25	
Total	31,521	8,936	11,195	4,943	4,328	1,538	467	114	

TABLE 50 - RESIDENT HOUSEHOLD POPULATION BY INTERNET ACCESS AND AREA OF RESIDENCE 2001

Area of Residence	Number of residents with access to the Internet within the household	Percentage of residents with access to the Internet within the household
Towns		
Douglas	11,670	47.7
Ramsey	3,053	43.0
Peel	1,709	46.2
Castletown	1,355	44.3
Villages		
Port Erin	1,604	47.8
Port St Mary	1,019	54.3
Laxey	916	53.6
Onchan	4,622	52.5
Parishes		
Andreas	543	47.1
Arbory	1,066	62.2
Ballaugh	456	52.5
Braddan	1,449	56.1
Bride	203	49.8
German	557	55.1
Jurby	261	38.6
Lezayre	600	53.5
Lonan	832	59.7
Malew	1,156	52.4
Marown	1,140	60.7
Maughold	531	56.5
Michael	804	56.2
Patrick	692	53.0
Rushen	821	54.6
Santon	317	54.7
Total	37,376	50.0

TABLE 51 - RESIDENT HOUSEHOLD POPULATION BY ALL MEANS OF ACCESSING THE INTERNET 2001

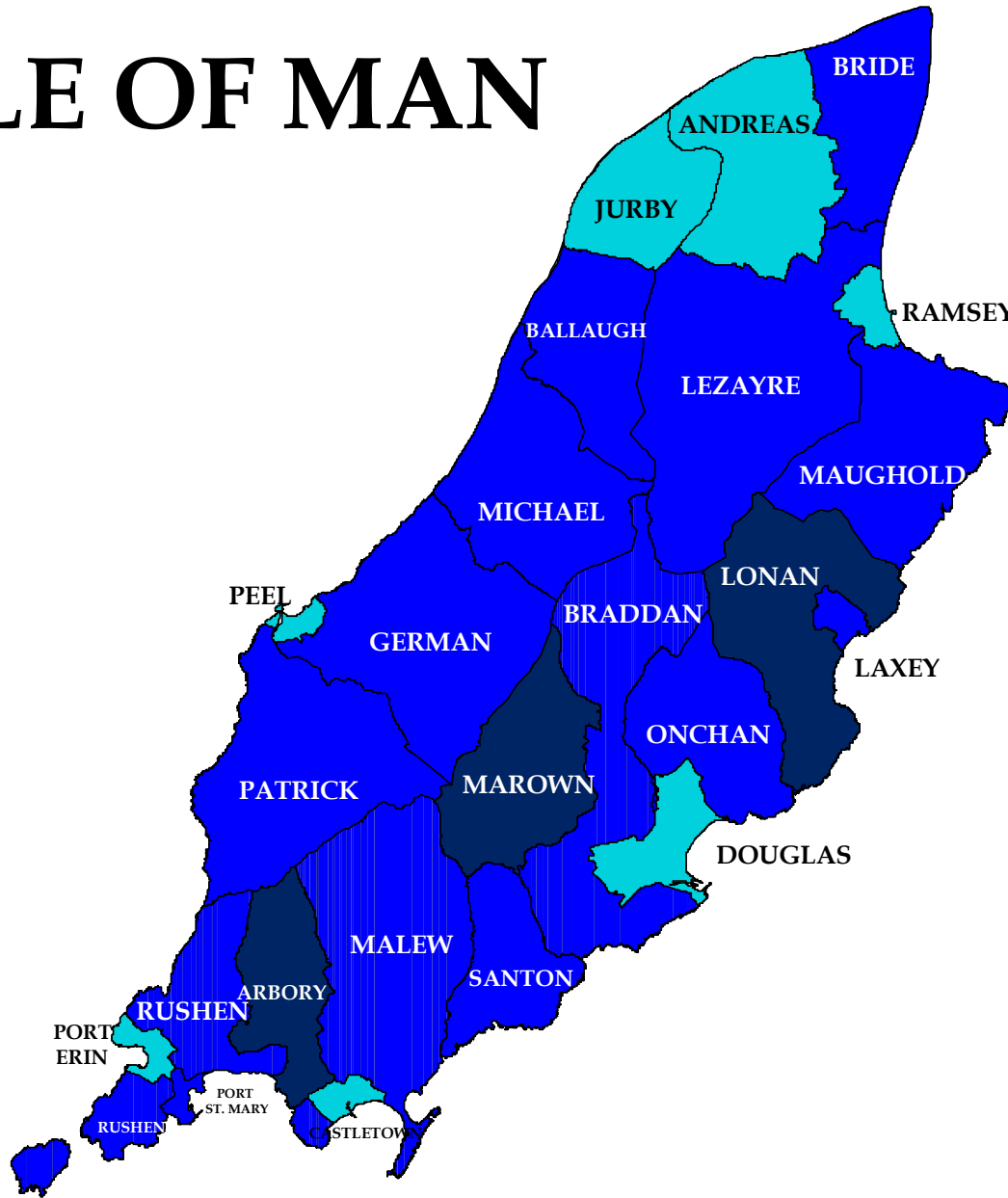

Type of Internet Access	Number of Residents
At Home	25,173
At Work	10,110
At School	6,554
At a friend's house	2,446
Library	316
Other way*	1,080

* Other way includes; at a cyber café, communal establishment, clubs and societies.

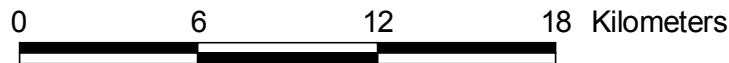
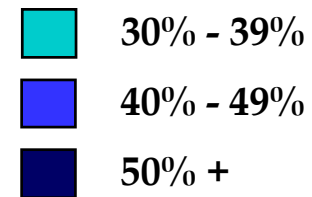
TABLE 52 - RESIDENT HOUSEHOLDS BY INTERNET ACCESS AND AREA OF RESIDENCE 2001

Area of Residence	Number of households with access to the Internet within the household	Percentage of households with access to the Internet within the household
Towns		
Douglas	4,021	38.9
Ramsey	1,107	33.7
Peel	564	37.1
Castletown	465	36.2
Villages		
Port Erin	557	37.7
Port St Mary	347	43.2
Laxey	321	44.9
Onchan	1,563	42.5
Parishes		
Andreas	187	38.9
Arbory	373	51.1
Ballaugh	164	42.4
Braddan	494	49.4
Bride	70	41.2
German	191	46.9
Jurby	83	34.2
Lezayre	216	45.9
Lonan	292	52.5
Malew	395	43.2
Marown	378	50.8
Maughold	187	48.8
Michael	262	47.1
Patrick	236	45.7
Rushen	279	44.3
Santon	115	48.3
Total	12,867	40.8

ISLE OF MAN



PERCENTAGE OF HOUSEHOLDS WITH ACCESS TO THE INTERNET WITHIN THE HOUSEHOLD



**TABLE 53 - RESIDENT HOUSEHOLDS BY VEHICLES AVAILABLE FOR USE AND
AREA OF RESIDENCE 2001**

Area of Residence	Number of Households with Vehicles	Percentage of all Resident Households in that Area
Towns		
Douglas	8,105	78.4
Ramsey	2,647	80.7
Peel	1,239	81.4
Castletown	1,026	79.9
Villages		
Port Erin	1,224	82.8
Port St Mary	692	86.2
Laxey	627	87.7
Onchan	3,205	87.1
Parishes		
Andreas	450	93.6
Arbory	679	93.0
Ballaugh	358	92.5
Braddan	921	92.1
Bride	154	90.6
German	384	94.3
Jurby	214	88.1
Lezayre	452	96.0
Lonan	515	92.6
Malew	807	88.3
Marown	702	94.4
Maughold	361	94.3
Michael	516	92.8
Patrick	488	94.6
Rushen	587	93.2
Santon	225	94.5
Total	26,578	84.3

TABLE 54 - RESIDENT HOUSEHOLDS BY CARS AVAILABLE FOR USE BY THE HOUSEHOLD AND AREA OF RESIDENCE 2001

Area of Residence	Total Number of Cars	Number of Cars				
		1	2	3	4	5+
Towns						
Douglas	11,431	4,966	2,426	398	85	15
Ramsey	3,713	1,679	730	146	26	6
Peel	1,770	732	384	65	15	3
Castletown	1,438	635	305	45	8	5
Villages						
Port Erin	1,833	719	383	77	23	5
Port St Mary	1,076	370	252	43	12	5
Laxey	1,003	297	266	39	8	5
Onchan	5,002	1,727	1,137	229	59	14
Parishes						
Andreas	766	202	181	46	9	4
Arbory	1,077	312	256	58	14	4
Ballaugh	586	178	130	33	8	3
Braddan	1,505	455	351	76	26	3
Bride	274	78	47	21	4	4
German	651	170	151	46	9	1
Jurby	334	117	73	10	9	1
Lezayre	776	188	188	49	13	2
Lonan	911	213	222	52	16	6
Malew	1,354	400	290	75	27	7
Marown	1,220	292	313	68	17	6
Maughold	651	142	157	45	12	2
Michael	902	222	205	62	14	4
Patrick	820	222	187	52	14	2
Rushen	996	261	245	52	18	3
Santon	394	104	85	24	7	3
Total	40,483	14,681	8,964	1,811	453	113

TABLE 55 - RESIDENT HOUSEHOLDS BY VANS AVAILABLE FOR USE BY THE HOUSEHOLD AND AREA OF RESIDENCE 2001

Area of Residence	Total Number of Vans	Number of Vans		
		1	2	3+
Towns				
Douglas	986	836	62	8
Ramsey	355	300	23	3
Peel	225	190	16	1
Castletown	120	103	7	1
Villages				
Port Erin	131	107	12	0
Port St Mary	76	60	8	0
Laxey	85	72	5	1
Onchan	397	336	23	5
Parishes				
Andreas	124	100	12	0
Arbory	98	83	6	1
Ballaugh	58	49	3	1
Braddan	148	113	16	1
Bride	40	32	4	0
German	99	76	10	1
Jurby	52	42	5	0
Lezayre	105	68	9	6
Lonan	101	87	7	0
Malew	115	92	6	3
Marown	115	85	10	3
Maughold	67	42	11	1
Michael	84	76	2	1
Patrick	91	77	7	0
Rushen	63	61	1	0
Santon	29	19	5	0
Total	3,764	3,106	270	37

**TABLE 56 - RESIDENT HOUSEHOLDS BY MOTORCYCLES/SCOOTERS AVAILABLE FOR USE
BY THE HOUSEHOLD AND AREA OF RESIDENCE 2001**

Area of Residence	Total Number of Motorcycles/Scooters	Number of Motorcycles/Scooters			
		1	2	3	4+
Towns					
Douglas	1,419	799	170	47	28
Ramsey	409	222	52	12	7
Peel	201	106	33	5	3
Castletown	128	84	16	2	1
Villages					
Port Erin	184	94	15	3	10
Port St Mary	86	52	4	6	2
Laxey	171	76	20	7	6
Onchan	576	293	77	24	13
Parishes					
Andreas	88	43	11	3	3
Arbory	99	55	11	3	3
Ballaugh	60	24	9	6	0
Braddan	192	97	26	8	3
Bride	65	15	4		4
German	94	34	8	3	7
Jurby	32	16	5	2	0
Lezayre	118	38	6	5	11
Lonan	122	53	20	7	2
Malew	151	63	21	8	5
Marown	144	62	20	2	7
Maughold	77	23	13	0	5
Michael	131	42	15	4	9
Patrick	119	52	13	5	4
Rushen	114	46	16	5	4
Santon	34	14	7	2	0
Total	4,814	2,403	592	169	137

**TABLE 57 - RESIDENT HOUSEHOLDS BY OTHER VEHICLES AVAILABLE FOR
USE BY THE HOUSEHOLD AND AREA OF RESIDENCE 2001**

Area of Residence	Total Number of Other Vehicles	Number of Other Vehicles	
		1	2+
Towns			
Douglas	142	111	9
Ramsey	59	53	3
Peel	29	25	2
Castletown	18	18	0
Villages			0
Port Erin	20	20	0
Port St Mary	12	12	0
Laxey	17	15	1
Onchan	55	41	5
Parishes			0
Andreas	33	13	8
Arbory	15	13	1
Ballaugh	23	21	1
Braddan	27	20	3
Bride	10	6	2
German	31	21	4
Jurby	16	12	2
Lezayre	23	19	2
Lonan	23	17	3
Malew	26	14	5
Marown	21	21	0
Maughold	25	18	1
Michael	27	14	5
Patrick	27	23	2
Rushen	18	14	2
Santon	18	6	4
Total	715	547	65


TABLE 58 - RESIDENT HOUSEHOLDS BY MAIN FORM OF HEATING AND AREA OF RESIDENCE 2001

Area of Residence	Total	Main form of heating					
		Electricity	Gas (mains)	Gas (cylinders/tank)	Oil	Coal/other solid fuel	Other
Towns							
Douglas	10,332	614	5,758	109	2,222	1,614	15
Ramsey	3,281	115	1,152	65	1,498	443	8
Peel	1,522	73	411	135	561	340	2
Castletown	1,284	48	360	49	538	284	5
Villages							
Port Erin	1,478	56	590	93	623	114	2
Port St Mary	803	20	291	35	374	82	1
Laxey	715	21	229	92	294	78	1
Onchan	3,680	86	2,053	52	1,313	175	1
Parishes							
Andreas	481	4	54	24	312	87	0
Arbory	730	7	93	108	451	71	0
Ballaugh	387	3	38	48	244	52	2
Braddan	1,000	16	533	39	348	64	0
Bride	170	3	1	19	100	47	0
German	407	16	48	52	186	104	1
Jurby	243	3	18	22	75	125	0
Lezayre	471	7	7	45	337	73	2
Lonan	556	5	33	97	359	62	0
Malew	914	13	165	67	483	185	1
Marown	744	8	248	32	402	52	2
Maughold	383	7	37	44	255	40	0
Michael	556	7	166	51	277	55	0
Patrick	516	11	83	81	250	89	2
Rushen	630	13	28	114	364	111	0
Santon	238	2	68	29	103	36	0
Total	31,521	1,158	12,464	1,502	11,969	4,383	45

TABLE 59 - RESIDENT HOUSEHOLDS BY WHETHER MAIN FORM OF HEATING IS CENTRAL HEATING AND AREA OF RESIDENCE 2001

Area of Residence	Total	Households with Central Heating	
		Yes, main form of heating is central heating	No, main form of heating is not central heating
Towns			
Douglas	10,332	8,349	1,983
Ramsey	3,281	2,962	319
Peel	1,522	1,239	283
Castletown	1,284	1,005	279
Villages			
Port Erin	1,478	1,372	106
Port St Mary	803	722	81
Laxey	715	641	74
Onchan	3,680	3,489	191
Parishes			
Andreas	481	408	73
Arbory	730	681	49
Ballaugh	387	339	48
Braddan	1,000	960	40
Bride	170	143	27
German	407	321	86
Jurby	243	175	68
Lezayre	471	406	65
Lonan	556	522	34
Malew	914	727	187
Marown	744	701	43
Maughold	383	355	28
Michael	556	519	37
Patrick	516	447	69
Rushen	630	546	84
Santon	238	222	16
Total	31,521	27,251	4,270

APPENDIX



Isle of Man Government

Reilhtys Ellan Vannin

ISLE OF MAN CENSUS 2001

FORM FOR PRIVATE HOUSEHOLDS H1.01

TO BE COMPLETED BY THE ENUMERATOR AND AMENDED, IF NECESSARY, BY THE PERSON SIGNING THIS FORM

Name

Address

Postcode

Habitation code CD ED Form No.

Please tick one box to show the nature of the accommodation which the household occupies:

A house or bungalow that is:	A flat or maisonette that is:	A non permanent structure (such as a caravan)
1 <input type="checkbox"/> Detached	4 <input type="checkbox"/> in a purpose-built block or development	7 <input type="checkbox"/> Please specify
2 <input type="checkbox"/> Semi-detached	5 <input type="checkbox"/> in a converted house	<input type="text"/>
3 <input type="checkbox"/> Terraced (including end terrace)	6 <input type="checkbox"/> in a commercial building	<input type="text"/>

TO THE HOUSEHOLDER, JOINT HOUSEHOLDERS OR MEMBERS OF THE HOUSEHOLD AGED 16 OR OVER

Please complete this Census Form on **SUNDAY 29th APRIL 2001** and have it ready for collection the following week. Should this form not be collected by Monday 7th May 2001, please contact the Census Office on (01624) 686589 or email us at census@gov.im

If you are unsure how to answer any of the questions, the person who collects your form (your enumerator) will be glad to help you.

If you will not be present at this address on Census Night (evening of 29th/morning of the 30th), please complete the form before you leave. If you are unlikely to return before 14th May 2001, please contact the Census Office.

Completion of the Census Form is compulsory under the Census Act 1929. Any person knowingly supplying false information or refusing to complete a Census form is liable to prosecution.

All the details that you provide are protected by law and will be treated in strict confidence. The information is only used for statistical purposes and anyone involved in the Census who improperly uses or discloses the information provided will be prosecuted. Names and addresses will not be entered on the Census database.

INSTRUCTIONS TO HELP YOU COMPLETE THE FORM

- Use blue or black ink or ball point pen when filling in the form (please do not use a felt tipped pen).
- Please **read the notes** accompanying each question before giving your answers.
- A household comprises either of one person living alone, or a group of people (who may or may not be related) living at the same address with common housekeeping, such as sharing one meal a day together or sharing a living room or sitting room.

- Answer questions H1 - H6 about your household's accommodation and amenities.
- Answer the remaining questions for every member of the household by **ticking** the appropriate box or boxes or by giving the requested **written details**. You are required to answer all the questions unless otherwise instructed.

- **WHEN YOU HAVE COMPLETED THIS FORM PLEASE SIGN THE DECLARATION BELOW.**

DECLARATION - This form is correctly completed to the best of my knowledge and belief.

Signature(s)

Date

IMPORTANT INFORMATION

WHO SHOULD YOU INCLUDE ON THE FORM?

- Include everyone who spends Census Night (evening of 29th/morning of 30th April) in your household **EXCEPT** anyone who lives elsewhere on the Isle of Man. These people must complete (or be included on) a Census Form **at their own address**.
- Include everyone who usually lives in your household but who spends Census Night elsewhere, e.g. with a friend in the Isle of Man, at University in the United Kingdom or elsewhere, on business or holiday abroad, serving with H.M. Forces, etc.
- Include anyone who is staying temporarily and who does not normally live in the Isle of Man, e.g. a visitor from the UK.
- **Do not include** anyone who is in hospital or in a nursing home on Census Night - they will be included on the institution's return.

Is there is any one else that has not been included (such as visitors) because there is no room on the form?

Yes **Yes** (PLEASE ASK YOUR ENUMERATOR FOR ANOTHER FORM)

No

May the Enumerator telephone you if he or she has a query about your form?
If so please write the number below

REMEMBER TO SIGN THE DECLARATION ON THE FRONT OF THE FORM

Lift this page for Question H1 of Household Questions

PERSON 1 (Head or Joint Head of Household)	PERSON 2	PERSON 3	PERSON 4
Surname <input type="text" value="Cubbon"/>	Surname <input type="text" value="Cubbon"/>	Surname <input type="text" value="Cubbon"/>	Surname <input type="text" value="Cubbon"/>
Forename(s) <input type="text" value="David"/>	Forename(s) <input type="text" value="Alison"/>	Forename(s) <input type="text" value="Ruth"/>	Forename(s) <input type="text" value="John"/>
	Relationship of person 2 to person: 1 Husband or wife <input checked="" type="checkbox"/> Partner <input type="checkbox"/> Son or Daughter <input type="checkbox"/> Father or mother <input type="checkbox"/> Grandchild <input type="checkbox"/> Brother or Sister <input type="checkbox"/> Other relative <input type="checkbox"/> Unrelated <input type="checkbox"/>	Relationship of person 3 to person: 1 2 Husband or wife <input type="checkbox"/> <input type="checkbox"/> Partner <input type="checkbox"/> <input type="checkbox"/> Son or Daughter <input checked="" type="checkbox"/> <input checked="" type="checkbox"/> Father or mother <input type="checkbox"/> <input type="checkbox"/> Grandchild <input type="checkbox"/> <input type="checkbox"/> Brother or Sister <input type="checkbox"/> <input type="checkbox"/> Other relative <input type="checkbox"/> <input type="checkbox"/> Unrelated <input type="checkbox"/> <input type="checkbox"/>	Relationship of person 4 to person: 1 2 3 Husband or wife <input type="checkbox"/> <input type="checkbox"/> <input type="checkbox"/> Partner <input type="checkbox"/> <input type="checkbox"/> <input type="checkbox"/> Son or Daughter <input checked="" type="checkbox"/> <input checked="" type="checkbox"/> <input type="checkbox"/> Father or mother <input type="checkbox"/> <input type="checkbox"/> <input type="checkbox"/> Grandchild <input type="checkbox"/> <input type="checkbox"/> <input type="checkbox"/> Brother or Sister <input type="checkbox"/> <input type="checkbox"/> <input checked="" type="checkbox"/> Other relative <input type="checkbox"/> <input type="checkbox"/> <input type="checkbox"/> Unrelated <input type="checkbox"/> <input type="checkbox"/> <input type="checkbox"/>

EXAMPLE

GUIDANCE FOR COMPLETING QUESTION 3 ON PAGE 4

Please read the following information to assist you in completing question 3 - relationship in the household

- The example shows how to provide the relationship information requested in question 3 for David Cubbon, his wife (Alison) and their two children (Ruth and John).

HOUSEHOLD QUESTIONS

Please answer all household questions

H1 Accommodation

What type of accommodation does the household occupy?

- Please tick one box only.
- A self contained flat has its room(s) and facilities (i.e. bath or shower and W.C. and kitchen) behind its own private door.

- 1 House or bungalow not shared with another household
- 2 House or bungalow shared with another household
- 3 Self-contained flat not shared with another household
- 4 Self-contained flat shared with another household
- 5 Flat or bedsitter not self-contained
- 6 Other (please specify)

H2 Tenure

In what capacity do you and your household occupy your accommodation?

As an owner occupier

- 1 Buying the property through a mortgage or loan
- 2 Owning the property outright

By renting, rent-free or lease from

- 3 The Government or Local Authority
- 4 A private landlord, furnished
- 5 A private landlord, unfurnished
- 6 Your employer or the employer of another member of your household

In some other way

- 7 Please give details

H3 Motor Vehicles

(i) How many motor vehicles are normally available for use by you or by members of your household?

- Enter the number of vehicles of each type in the appropriate box. If no vehicles tick **BOX 5**.
- Include any vehicles provided by employers if used exclusively by you or by members of your household, but exclude vans used solely for carriage of goods.

- 1 Car(s)
- 2 Van(s)
- 3 Motorcycle(s), Scooter(s), Moped(s)
- 4 Other (please specify)

- 5 No motor vehicles (Now go to question H4)

(ii) How many of the vehicles are USUALLY left overnight in these places?

- Please enter the number of vehicles in the appropriate box or boxes.

- 1 A private garage or carport
- 2 A private parking area or driveway
- 3 A public parking area
- 4 A public road or street
- 5 Elsewhere

(iii) Please specify the fuel type(s) you and your household regularly use for your vehicle(s)

- Please enter the number of vehicles using the fuel type in the appropriate box or boxes.

- 1 Unleaded petrol
- 2 Diesel
- 3 Lead replacement petrol

HOUSEHOLD QUESTIONS

H4 Internet Access

(i) Does your household have access to the Internet within the household's accommodation?

- 1 Yes
2 No

(ii) How many people in your household have accessed the Internet in the last month and in what way?

- Please enter the number of household members who have accessed the Internet in the last month in the appropriate boxes.

- 1 At home
2 On an employer's work premises
3 At school
4 At a library
5 At a friend's house
6 Other (please specify)

H5 Rooms

How many rooms are there in your household's accommodation?

- A large room divided by a fixed or sliding partition should be counted as **two rooms**. A room divided by curtains or portable screens should be counted as **one room**.

Please enter the number of rooms in this box

Do not include: kitchens less than 6 feet wide; bathrooms and/or toilets; landings or halls; cellars or attics; garages or rooms that can only be used for storage such as cupboards or larders. Offices or shops used solely for business purposes should be excluded.

H6 Household Heating

(i) What is your household's main form of heating?

- Please tick one box only.

- 1 Electricity
2 Gas (mains)
3 Gas (cylinders or tank on premises)
4 Oil
5 Coal or other solid fuel
6 Other

(ii) Is your main form of heating a central heating system?

- 1 Yes
2 No

(iii) In addition to the main form of heating, which OTHER form(s) of heating, if any, does your household use?

- Please tick the appropriate box or boxes.

- 1 Electricity
2 Gas (mains)
3 Gas (cylinders or tank on premises)
4 Oil
5 Coal or other solid fuel
6 Other
7 None

QUESTIONS FOR INDIVIDUALS

Please answer questions for every member of your household, then sign the declaration on the front of this form.

1 Full Name

- Please write the names in **BLOCK CAPITALS** starting with the head or joint head of the household.
- For a baby not yet named, enter the surname and write 'BABY'.

2 Visitors

Is this person a visitor?

- A visitor is a person whose usual place of residence is **outside the Isle of Man**. This includes persons who are visiting the Isle of Man on holiday, on business or to work for a temporary period but who do not intend to take up residence on the Island.
- If either **BOXES 3** or **4** were ticked please answer no further questions for this person.

3 Relationship in Household

Please state the nature of the person's relationship to the other members of the household by ticking the relevant box

- The term 'Son or Daughter' includes a step-child or adopted child. Likewise the term 'Brother or Sister' includes step siblings.
- For guidance on completing this question please refer to the example on the **the fold out page** at the front of this booklet.

4 Sex

5 Date of Birth

- Please enter day, month and year in figures, showing all four digits of the year.

For example 28th April 1976 should be entered as:

2	8	0	4	1	9	7	6
---	---	---	---	---	---	---	---

PERSON 1

(Head or Joint Head of Household)

Surname

Forename(s)

1 No

2 Yes - working in the Isle of Man for a temporary period (more than 3 days)

(Now answer questions 18, 19, & 20 only)

3 Yes - on a business trip or working for 3 days or less

4 Yes - visit not related to employment or business

PERSON 2

Surname

Forename(s)

1 No

2 Yes - working in the Isle of Man for a temporary period (more than 3 days)

(Now answer questions 18, 19, & 20 only)

3 Yes - on a business trip or working for 3 days or less

4 Yes - visit not related to employment or business

Relationship of person 2 to person:

1

Husband or wife

Partner

Son or Daughter

Father or mother

Grandchild

Brother or Sister

Other relative

Unrelated

1 Male

2 Female

1 Male

2 Female

Day Month Year

<input type="text"/>	<input type="text"/>	<input type="text"/>	<input type="text"/>	<input type="text"/>	<input type="text"/>	<input type="text"/>	<input type="text"/>
----------------------	----------------------	----------------------	----------------------	----------------------	----------------------	----------------------	----------------------

Day Month Year

<input type="text"/>	<input type="text"/>	<input type="text"/>	<input type="text"/>	<input type="text"/>	<input type="text"/>	<input type="text"/>	<input type="text"/>
----------------------	----------------------	----------------------	----------------------	----------------------	----------------------	----------------------	----------------------

<p>1 <input type="checkbox"/> No</p> <p>2 <input type="checkbox"/> Yes - working in the Isle of Man for a temporary period (more than 3 days) (Now answer questions 18, 19, & 20 only)</p> <p>3 <input type="checkbox"/> Yes - on a business trip or working for 3 days or less</p> <p>4 <input type="checkbox"/> Yes - visit not related to employment or business</p>	<p>1 <input type="checkbox"/> No</p> <p>2 <input type="checkbox"/> Yes - working in the Isle of Man for a temporary period (more than 3 days) (Now answer questions 18, 19, & 20 only)</p> <p>3 <input type="checkbox"/> Yes - on a business trip or working for 3 days or less</p> <p>4 <input type="checkbox"/> Yes - visit not related to employment or business</p>	<p>1 <input type="checkbox"/> No</p> <p>2 <input type="checkbox"/> Yes - working in the Isle of Man for a temporary period (more than 3 days) (Now answer questions 18, 19, & 20 only)</p> <p>3 <input type="checkbox"/> Yes - on a business trip or working for 3 days or less</p> <p>4 <input type="checkbox"/> Yes - visit not related to employment or business</p>	<p>1 <input type="checkbox"/> No</p> <p>2 <input type="checkbox"/> Yes - working in the Isle of Man for a temporary period (more than 3 days) (Now answer questions 18, 19, & 20 only)</p> <p>3 <input type="checkbox"/> Yes - on a business trip or working for 3 days or less</p> <p>4 <input type="checkbox"/> Yes - visit not related to employment or business</p>
<p>Relationship of person 3 to person:</p> <p style="text-align: center;">1 2</p> <p>Husband or wife <input type="checkbox"/><input type="checkbox"/></p> <p>Partner <input type="checkbox"/><input type="checkbox"/></p> <p>Son or Daughter <input type="checkbox"/><input type="checkbox"/></p> <p>Father or mother <input type="checkbox"/><input type="checkbox"/></p> <p>Grandchild <input type="checkbox"/><input type="checkbox"/></p> <p>Brother or Sister <input type="checkbox"/><input type="checkbox"/></p> <p>Other relative <input type="checkbox"/><input type="checkbox"/></p> <p>Unrelated <input type="checkbox"/><input type="checkbox"/></p>	<p>Relationship of person 4 to person:</p> <p style="text-align: center;">1 2 3</p> <p>Husband or wife <input type="checkbox"/><input type="checkbox"/><input type="checkbox"/></p> <p>Partner <input type="checkbox"/><input type="checkbox"/><input type="checkbox"/></p> <p>Son or Daughter <input type="checkbox"/><input type="checkbox"/><input type="checkbox"/></p> <p>Father or mother <input type="checkbox"/><input type="checkbox"/><input type="checkbox"/></p> <p>Grandchild <input type="checkbox"/><input type="checkbox"/><input type="checkbox"/></p> <p>Brother or Sister <input type="checkbox"/><input type="checkbox"/><input type="checkbox"/></p> <p>Other relative <input type="checkbox"/><input type="checkbox"/><input type="checkbox"/></p> <p>Unrelated <input type="checkbox"/><input type="checkbox"/><input type="checkbox"/></p>	<p>Relationship of person 5 to person:</p> <p style="text-align: center;">1 2 3 4</p> <p>Husband or wife <input type="checkbox"/><input type="checkbox"/><input type="checkbox"/><input type="checkbox"/></p> <p>Partner <input type="checkbox"/><input type="checkbox"/><input type="checkbox"/><input type="checkbox"/></p> <p>Son or Daughter <input type="checkbox"/><input type="checkbox"/><input type="checkbox"/><input type="checkbox"/></p> <p>Father or mother <input type="checkbox"/><input type="checkbox"/><input type="checkbox"/><input type="checkbox"/></p> <p>Grandchild <input type="checkbox"/><input type="checkbox"/><input type="checkbox"/><input type="checkbox"/></p> <p>Brother or Sister <input type="checkbox"/><input type="checkbox"/><input type="checkbox"/><input type="checkbox"/></p> <p>Other relative <input type="checkbox"/><input type="checkbox"/><input type="checkbox"/><input type="checkbox"/></p> <p>Unrelated <input type="checkbox"/><input type="checkbox"/><input type="checkbox"/><input type="checkbox"/></p>	<p>Relationship of person 6 to person:</p> <p style="text-align: center;">1 2 3 4 5</p> <p>Husband or wife <input type="checkbox"/><input type="checkbox"/><input type="checkbox"/><input type="checkbox"/><input type="checkbox"/></p> <p>Partner <input type="checkbox"/><input type="checkbox"/><input type="checkbox"/><input type="checkbox"/><input type="checkbox"/></p> <p>Son or Daughter <input type="checkbox"/><input type="checkbox"/><input type="checkbox"/><input type="checkbox"/><input type="checkbox"/></p> <p>Father or mother <input type="checkbox"/><input type="checkbox"/><input type="checkbox"/><input type="checkbox"/><input type="checkbox"/></p> <p>Grandchild <input type="checkbox"/><input type="checkbox"/><input type="checkbox"/><input type="checkbox"/><input type="checkbox"/></p> <p>Brother or Sister <input type="checkbox"/><input type="checkbox"/><input type="checkbox"/><input type="checkbox"/><input type="checkbox"/></p> <p>Other relative <input type="checkbox"/><input type="checkbox"/><input type="checkbox"/><input type="checkbox"/><input type="checkbox"/></p> <p>Unrelated <input type="checkbox"/><input type="checkbox"/><input type="checkbox"/><input type="checkbox"/><input type="checkbox"/></p>
<p>1 <input type="checkbox"/> Male</p> <p>2 <input type="checkbox"/> Female</p>	<p>1 <input type="checkbox"/> Male</p> <p>2 <input type="checkbox"/> Female</p>	<p>1 <input type="checkbox"/> Male</p> <p>2 <input type="checkbox"/> Female</p>	<p>1 <input type="checkbox"/> Male</p> <p>2 <input type="checkbox"/> Female</p>
<p>Day Month Year</p> <p><input type="text"/><input type="text"/> <input type="text"/><input type="text"/> <input type="text"/><input type="text"/><input type="text"/><input type="text"/></p>	<p>Day Month Year</p> <p><input type="text"/><input type="text"/> <input type="text"/><input type="text"/> <input type="text"/><input type="text"/><input type="text"/><input type="text"/></p>	<p>Day Month Year</p> <p><input type="text"/><input type="text"/> <input type="text"/><input type="text"/> <input type="text"/><input type="text"/><input type="text"/><input type="text"/></p>	<p>Day Month Year</p> <p><input type="text"/><input type="text"/> <input type="text"/><input type="text"/> <input type="text"/><input type="text"/><input type="text"/><input type="text"/></p>

<p>6 Whereabouts on Census Night (Evening of 29th/morning of 30th April)</p> <p>Was the person present or absent from this address on Census night?</p>	<p>1 <input type="checkbox"/> Present</p> <p>2 <input type="checkbox"/> Absent from this address but elsewhere in the Isle of Man</p> <p>3 <input type="checkbox"/> Absent from the Isle of Man</p>	<p>1 <input type="checkbox"/> Present</p> <p>2 <input type="checkbox"/> Absent from this address but elsewhere in the Isle of Man</p> <p>3 <input type="checkbox"/> Absent from the Isle of Man</p>
<p>7 Place of Birth</p> <p>(i) Where was the person born?</p> <ul style="list-style-type: none"> If born in the Isle of Man please answer parts (i) and (ii). If born elsewhere please answer parts (i) and (iii). <div style="border: 1px solid black; padding: 5px; margin-top: 20px;"> <p>Box 7: Austria, Belgium, Denmark, Finland, France, Germany, Greece, Italy, Luxembourg, Netherlands, Portugal, Spain and Sweden.</p> </div> <p style="text-align: right; margin-top: 20px;"><i>For office use</i></p>	<p>1 <input type="checkbox"/> Isle of Man</p> <p>2 <input type="checkbox"/> England</p> <p>3 <input type="checkbox"/> Wales</p> <p>4 <input type="checkbox"/> Scotland</p> <p>5 <input type="checkbox"/> Northern Ireland</p> <p>6 <input type="checkbox"/> Republic of Ireland</p> <p>7 <input type="checkbox"/> Other European Union Country</p> <p>8 <input type="checkbox"/> Channel Islands</p> <p>9 <input type="checkbox"/> Elsewhere (please give present name of country)</p> <div style="border: 1px solid black; width: 100%; height: 15px; margin-top: 5px;"></div>	<p>1 <input type="checkbox"/> Isle of Man</p> <p>2 <input type="checkbox"/> England</p> <p>3 <input type="checkbox"/> Wales</p> <p>4 <input type="checkbox"/> Scotland</p> <p>5 <input type="checkbox"/> Northern Ireland</p> <p>6 <input type="checkbox"/> Republic of Ireland</p> <p>7 <input type="checkbox"/> Other European Union Country</p> <p>8 <input type="checkbox"/> Channel Islands</p> <p>9 <input type="checkbox"/> Elsewhere (please give present name of country)</p> <div style="border: 1px solid black; width: 100%; height: 15px; margin-top: 5px;"></div>
<p>(ii) If the person was born in the Isle of Man, were any of their parents or grandparents born in England, Scotland, Wales or Northern Ireland?</p>	<p>1 <input type="checkbox"/> Yes</p> <p>2 <input type="checkbox"/> No</p>	<p>1 <input type="checkbox"/> Yes</p> <p>2 <input type="checkbox"/> No</p>
<p>(iii) If the person was not born in the Isle of Man, were either of their parents born in the Isle of Man?</p>	<p>1 <input type="checkbox"/> Yes</p> <p>2 <input type="checkbox"/> No</p>	<p>1 <input type="checkbox"/> Yes</p> <p>2 <input type="checkbox"/> No</p>
<p>8 Full time Students</p> <p>(i) Is this person in full time education?</p>	<p>1 <input type="checkbox"/> Yes</p> <p>2 <input type="checkbox"/> No (Now go to question 9)</p>	<p>1 <input type="checkbox"/> Yes</p> <p>2 <input type="checkbox"/> No (Now go to question 9)</p>
<p>(ii) Does this person live at the address shown at the front of this form during the school, college or university term?</p> <ul style="list-style-type: none"> Only answer this question if you answered 'Yes' to 8 (i). 	<p>1 <input type="checkbox"/> Yes - lives at this address during term-time</p> <p>2 <input type="checkbox"/> No - lives elsewhere in the Isle of Man during term-time</p> <p>3 <input type="checkbox"/> No - lives elsewhere outside the Isle of Man during term-time</p>	<p>1 <input type="checkbox"/> Yes - lives at this address during term-time</p> <p>2 <input type="checkbox"/> No - lives elsewhere in the Isle of Man during term-time</p> <p>3 <input type="checkbox"/> No - lives elsewhere outside the Isle of Man during term-time</p>

<p>1 <input type="checkbox"/> Present</p> <p>2 <input type="checkbox"/> Absent from this address but elsewhere in the Isle of Man</p> <p>3 <input type="checkbox"/> Absent from the Isle of Man</p>	<p>1 <input type="checkbox"/> Present</p> <p>2 <input type="checkbox"/> Absent from this address but elsewhere in the Isle of Man</p> <p>3 <input type="checkbox"/> Absent from the Isle of Man</p>	<p>1 <input type="checkbox"/> Present</p> <p>2 <input type="checkbox"/> Absent from this address but elsewhere in the Isle of Man</p> <p>3 <input type="checkbox"/> Absent from the Isle of Man</p>	<p>1 <input type="checkbox"/> Present</p> <p>2 <input type="checkbox"/> Absent from this address but elsewhere in the Isle of Man</p> <p>3 <input type="checkbox"/> Absent from the Isle of Man</p>
<p>1 <input type="checkbox"/> Isle of Man</p> <p>2 <input type="checkbox"/> England</p> <p>3 <input type="checkbox"/> Wales</p> <p>4 <input type="checkbox"/> Scotland</p> <p>5 <input type="checkbox"/> Northern Ireland</p> <p>6 <input type="checkbox"/> Republic of Ireland</p> <p>7 <input type="checkbox"/> Other European Union Country</p> <p>8 <input type="checkbox"/> Channel Islands</p> <p>9 <input type="checkbox"/> Elsewhere (please give present name of country)</p> <p><input type="text"/></p>	<p>1 <input type="checkbox"/> Isle of Man</p> <p>2 <input type="checkbox"/> England</p> <p>3 <input type="checkbox"/> Wales</p> <p>4 <input type="checkbox"/> Scotland</p> <p>5 <input type="checkbox"/> Northern Ireland</p> <p>6 <input type="checkbox"/> Republic of Ireland</p> <p>7 <input type="checkbox"/> Other European Union Country</p> <p>8 <input type="checkbox"/> Channel Islands</p> <p>9 <input type="checkbox"/> Elsewhere (please give present name of country)</p> <p><input type="text"/></p>	<p>1 <input type="checkbox"/> Isle of Man</p> <p>2 <input type="checkbox"/> England</p> <p>3 <input type="checkbox"/> Wales</p> <p>4 <input type="checkbox"/> Scotland</p> <p>5 <input type="checkbox"/> Northern Ireland</p> <p>6 <input type="checkbox"/> Republic of Ireland</p> <p>7 <input type="checkbox"/> Other European Union Country</p> <p>8 <input type="checkbox"/> Channel Islands</p> <p>9 <input type="checkbox"/> Elsewhere (please give present name of country)</p> <p><input type="text"/></p>	<p>1 <input type="checkbox"/> Isle of Man</p> <p>2 <input type="checkbox"/> England</p> <p>3 <input type="checkbox"/> Wales</p> <p>4 <input type="checkbox"/> Scotland</p> <p>5 <input type="checkbox"/> Northern Ireland</p> <p>6 <input type="checkbox"/> Republic of Ireland</p> <p>7 <input type="checkbox"/> Other European Union Country</p> <p>8 <input type="checkbox"/> Channel Islands</p> <p>9 <input type="checkbox"/> Elsewhere (please give present name of country)</p> <p><input type="text"/></p>
<p><input type="checkbox"/> <input type="checkbox"/> <input type="text"/></p>	<p><input type="checkbox"/> <input type="checkbox"/> <input type="text"/></p>	<p><input type="checkbox"/> <input type="checkbox"/> <input type="text"/></p>	<p><input type="checkbox"/> <input type="checkbox"/> <input type="text"/></p>
<p>1 <input type="checkbox"/> Yes</p> <p>2 <input type="checkbox"/> No</p>	<p>1 <input type="checkbox"/> Yes</p> <p>2 <input type="checkbox"/> No</p>	<p>1 <input type="checkbox"/> Yes</p> <p>2 <input type="checkbox"/> No</p>	<p>1 <input type="checkbox"/> Yes</p> <p>2 <input type="checkbox"/> No</p>
<p>1 <input type="checkbox"/> Yes</p> <p>2 <input type="checkbox"/> No</p>	<p>1 <input type="checkbox"/> Yes</p> <p>2 <input type="checkbox"/> No</p>	<p>1 <input type="checkbox"/> Yes</p> <p>2 <input type="checkbox"/> No</p>	<p>1 <input type="checkbox"/> Yes</p> <p>2 <input type="checkbox"/> No</p>
<p>1 <input type="checkbox"/> Yes</p> <p>2 <input type="checkbox"/> No (Now go to question 9)</p>	<p>1 <input type="checkbox"/> Yes</p> <p>2 <input type="checkbox"/> No (Now go to question 9)</p>	<p>1 <input type="checkbox"/> Yes</p> <p>2 <input type="checkbox"/> No (Now go to question 9)</p>	<p>1 <input type="checkbox"/> Yes</p> <p>2 <input type="checkbox"/> No (Now go to question 9)</p>
<p>1 <input type="checkbox"/> Yes - lives at this address during term-time</p> <p>2 <input type="checkbox"/> No - lives elsewhere in the Isle of Man during term-time</p> <p>3 <input type="checkbox"/> No - lives elsewhere outside the Isle of Man during term-time</p>	<p>1 <input type="checkbox"/> Yes - lives at this address during term-time</p> <p>2 <input type="checkbox"/> No - lives elsewhere in the Isle of Man during term-time</p> <p>3 <input type="checkbox"/> No - lives elsewhere outside the Isle of Man during term-time</p>	<p>1 <input type="checkbox"/> Yes - lives at this address during term-time</p> <p>2 <input type="checkbox"/> No - lives elsewhere in the Isle of Man during term-time</p> <p>3 <input type="checkbox"/> No - lives elsewhere outside the Isle of Man during term-time</p>	<p>1 <input type="checkbox"/> Yes - lives at this address during term-time</p> <p>2 <input type="checkbox"/> No - lives elsewhere in the Isle of Man during term-time</p> <p>3 <input type="checkbox"/> No - lives elsewhere outside the Isle of Man during term-time</p>

<p>9 Manx Language</p> <p>Can the person speak, read or write Manx Gaelic?</p> <ul style="list-style-type: none"> Please tick the appropriate box or boxes. If the person does not speak, read or write Manx Gaelic, or only knows a few words or phrases, tick BOX 1. 	<p>1 <input type="checkbox"/> No - cannot speak, read or write Manx</p> <p>2 <input type="checkbox"/> Yes - speaks Manx</p> <p>3 <input type="checkbox"/> Yes - reads Manx</p> <p>4 <input type="checkbox"/> Yes - writes Manx</p>	<p>1 <input type="checkbox"/> No - cannot speak, read or write Manx</p> <p>2 <input type="checkbox"/> Yes - speaks Manx</p> <p>3 <input type="checkbox"/> Yes - reads Manx</p> <p>4 <input type="checkbox"/> Yes - writes Manx</p>
<p>10 Present Marital Status</p> <p>What is the person's present marital status?</p> <ul style="list-style-type: none"> Tick one box only. 	<p>1 <input type="checkbox"/> Single (never married)</p> <p>2 <input type="checkbox"/> Married (first marriage)</p> <p>3 <input type="checkbox"/> Re-married</p> <p>4 <input type="checkbox"/> Separated (but still legally married)</p> <p>5 <input type="checkbox"/> Widowed</p> <p>6 <input type="checkbox"/> Divorced</p>	<p>1 <input type="checkbox"/> Single (never married)</p> <p>2 <input type="checkbox"/> Married (first marriage)</p> <p>3 <input type="checkbox"/> Re-married</p> <p>4 <input type="checkbox"/> Separated (but still legally married)</p> <p>5 <input type="checkbox"/> Widowed</p> <p>6 <input type="checkbox"/> Divorced</p>
<p>11 Long-term Illness</p> <p>Does this person have any long-term illness, health problem or handicap which limits his/her daily activities or the work he/she can do?</p> <ul style="list-style-type: none"> Include problems which arise from old age. 	<p>1 <input type="checkbox"/> Yes</p> <p>2 <input type="checkbox"/> No</p>	<p>1 <input type="checkbox"/> Yes</p> <p>2 <input type="checkbox"/> No</p>
<p>12 Carers</p> <p>(i) Does this person look after, or give any significant help or support to family members OR friends, neighbours and others because of their:</p> <ul style="list-style-type: none"> long-term physical or mental ill-health or disability, OR problems related to old age? Do not count anything you do as part of your paid employment. If the person does not provide any significant help or support please tick BOX 3 and go to question 13. 	<p>1 <input type="checkbox"/> Family members</p> <p>2 <input type="checkbox"/> Friends, neighbours and others</p> <p>3 <input type="checkbox"/> No - person does not provide any significant help/support. (Now go to question 13)</p>	<p>1 <input type="checkbox"/> Family members</p> <p>2 <input type="checkbox"/> Friends, neighbours and others</p> <p>3 <input type="checkbox"/> No - person does not provide any significant help/support. (Now go to question 13)</p>
<p>(ii) If the person does look after, or give any significant help or support to family members, friends, neighbours or others, please indicate time spent in a typical week.</p>	<p><input type="text"/> <input type="text"/> <input type="text"/> Hours</p>	<p><input type="text"/> <input type="text"/> <input type="text"/> Hours</p>

<p>1 <input type="checkbox"/> No - cannot speak, read or write Manx</p> <p>2 <input type="checkbox"/> Yes - speaks Manx</p> <p>3 <input type="checkbox"/> Yes - reads Manx</p> <p>4 <input type="checkbox"/> Yes - writes Manx</p>	<p>1 <input type="checkbox"/> No - cannot speak, read or write Manx</p> <p>2 <input type="checkbox"/> Yes - speaks Manx</p> <p>3 <input type="checkbox"/> Yes - reads Manx</p> <p>4 <input type="checkbox"/> Yes - writes Manx</p>	<p>1 <input type="checkbox"/> No - cannot speak, read or write Manx</p> <p>2 <input type="checkbox"/> Yes - speaks Manx</p> <p>3 <input type="checkbox"/> Yes - reads Manx</p> <p>4 <input type="checkbox"/> Yes - writes Manx</p>	<p>1 <input type="checkbox"/> No - cannot speak, read or write Manx</p> <p>2 <input type="checkbox"/> Yes - speaks Manx</p> <p>3 <input type="checkbox"/> Yes - reads Manx</p> <p>4 <input type="checkbox"/> Yes - writes Manx</p>
<p>1 <input type="checkbox"/> Single (never married)</p> <p>2 <input type="checkbox"/> Married (first marriage)</p> <p>3 <input type="checkbox"/> Re-married</p> <p>4 <input type="checkbox"/> Separated (but still legally married)</p> <p>5 <input type="checkbox"/> Widowed</p> <p>6 <input type="checkbox"/> Divorced</p>	<p>1 <input type="checkbox"/> Single (never married)</p> <p>2 <input type="checkbox"/> Married (first marriage)</p> <p>3 <input type="checkbox"/> Re-married</p> <p>4 <input type="checkbox"/> Separated (but still legally married)</p> <p>5 <input type="checkbox"/> Widowed</p> <p>6 <input type="checkbox"/> Divorced</p>	<p>1 <input type="checkbox"/> Single (never married)</p> <p>2 <input type="checkbox"/> Married (first marriage)</p> <p>3 <input type="checkbox"/> Re-married</p> <p>4 <input type="checkbox"/> Separated (but still legally married)</p> <p>5 <input type="checkbox"/> Widowed</p> <p>6 <input type="checkbox"/> Divorced</p>	<p>1 <input type="checkbox"/> Single (never married)</p> <p>2 <input type="checkbox"/> Married (first marriage)</p> <p>3 <input type="checkbox"/> Re-married</p> <p>4 <input type="checkbox"/> Separated (but still legally married)</p> <p>5 <input type="checkbox"/> Widowed</p> <p>6 <input type="checkbox"/> Divorced</p>
<p>1 <input type="checkbox"/> Yes</p> <p>2 <input type="checkbox"/> No</p>	<p>1 <input type="checkbox"/> Yes</p> <p>2 <input type="checkbox"/> No</p>	<p>1 <input type="checkbox"/> Yes</p> <p>2 <input type="checkbox"/> No</p>	<p>1 <input type="checkbox"/> Yes</p> <p>2 <input type="checkbox"/> No</p>
<p>1 <input type="checkbox"/> Family members</p> <p>2 <input type="checkbox"/> Friends, neighbours and others</p> <p>3 <input type="checkbox"/> No - person does not provide any significant help/support. (Now go to question 13)</p>	<p>1 <input type="checkbox"/> Family members</p> <p>2 <input type="checkbox"/> Friends, neighbours and others</p> <p>3 <input type="checkbox"/> No - person does not provide any significant help/support. (Now go to question 13)</p>	<p>1 <input type="checkbox"/> Family members</p> <p>2 <input type="checkbox"/> Friends, neighbours and others</p> <p>3 <input type="checkbox"/> No - person does not provide any significant help/support. (Now go to question 13)</p>	<p>1 <input type="checkbox"/> Family members</p> <p>2 <input type="checkbox"/> Friends, neighbours and others</p> <p>3 <input type="checkbox"/> No - person does not provide any significant help/support. (Now go to question 13)</p>
<p><input type="text"/> <input type="text"/> <input type="text"/> Hours</p>	<p><input type="text"/> <input type="text"/> <input type="text"/> Hours</p>	<p><input type="text"/> <input type="text"/> <input type="text"/> Hours</p>	<p><input type="text"/> <input type="text"/> <input type="text"/> Hours</p>

13 Residency

(i) When did the PRESENT period of residency in the Isle of Man begin?

- If you ticked **BOX 2**, please enter the year and answer parts (ii), (iii) & (iv).

- 1 At birth (Now go to question 14)
 2 In

- 1 At birth (Now go to question 14)
 2 In

(ii) Where did the person live before taking up residency in the Isle of Man?

- Tick one box only.
- If you have had more than one period of residency in the Isle of Man, please indicate where you lived before taking up the **present** period of residency.

Box 6: Austria, Belgium, Denmark, Finland, France, Germany, Greece, Italy, Luxembourg, Netherlands, Portugal, Spain and Sweden.

- 1 England
 2 Wales
 3 Scotland
 4 Northern Ireland
 5 Republic of Ireland
 6 Other European Union Country
 7 Channel Islands
 8 Elsewhere (please give present name of country)

- 1 England
 2 Wales
 3 Scotland
 4 Northern Ireland
 5 Republic of Ireland
 6 Other European Union Country
 7 Channel Islands
 8 Elsewhere (please give present name of country)

For office use

(iii) What was the principal reason for taking up the current or present residency in the Isle of Man?

- Tick one box only.

- 1 To live in retirement
 2 To take up or to seek employment or self-employment
 3 As the spouse or dependent of a person either living in retirement or coming to take up or seek employment or self employment
 4 Other reason (please specify)

- 1 To live in retirement
 2 To take up or to seek employment or self-employment
 3 As the spouse or dependent of a person either living in retirement or coming to take up or seek employment or self employment
 4 Other reason (please specify)

(iv) Have you been previously resident in the Isle of Man?

- If so, please enter years of this period of residency (do not include periods of less than 6 months duration).

- 1 No
 2 Yes
 from
 to

- 1 No
 2 Yes
 from
 to

<p>1 <input type="checkbox"/> At birth (Now go to question 14)</p> <p>2 <input type="checkbox"/> In <input type="checkbox"/><input type="checkbox"/><input type="checkbox"/><input type="checkbox"/></p>	<p>1 <input type="checkbox"/> At birth (Now go to question 14)</p> <p>2 <input type="checkbox"/> In <input type="checkbox"/><input type="checkbox"/><input type="checkbox"/><input type="checkbox"/></p>	<p>1 <input type="checkbox"/> At birth (Now go to question 14)</p> <p>2 <input type="checkbox"/> In <input type="checkbox"/><input type="checkbox"/><input type="checkbox"/><input type="checkbox"/></p>	<p>1 <input type="checkbox"/> At birth (Now go to question 14)</p> <p>2 <input type="checkbox"/> In <input type="checkbox"/><input type="checkbox"/><input type="checkbox"/><input type="checkbox"/></p>
<p>1 <input type="checkbox"/> England</p> <p>2 <input type="checkbox"/> Wales</p> <p>3 <input type="checkbox"/> Scotland</p> <p>4 <input type="checkbox"/> Northern Ireland</p> <p>5 <input type="checkbox"/> Republic of Ireland</p> <p>6 <input type="checkbox"/> Other European Union Country</p> <p>7 <input type="checkbox"/> Channel Islands</p> <p>8 <input type="checkbox"/> Elsewhere (please give present name of country)</p> <p><input type="text"/></p>	<p>1 <input type="checkbox"/> England</p> <p>2 <input type="checkbox"/> Wales</p> <p>3 <input type="checkbox"/> Scotland</p> <p>4 <input type="checkbox"/> Northern Ireland</p> <p>5 <input type="checkbox"/> Republic of Ireland</p> <p>6 <input type="checkbox"/> Other European Union Country</p> <p>7 <input type="checkbox"/> Channel Islands</p> <p>8 <input type="checkbox"/> Elsewhere (please give present name of country)</p> <p><input type="text"/></p>	<p>1 <input type="checkbox"/> England</p> <p>2 <input type="checkbox"/> Wales</p> <p>3 <input type="checkbox"/> Scotland</p> <p>4 <input type="checkbox"/> Northern Ireland</p> <p>5 <input type="checkbox"/> Republic of Ireland</p> <p>6 <input type="checkbox"/> Other European Union Country</p> <p>7 <input type="checkbox"/> Channel Islands</p> <p>8 <input type="checkbox"/> Elsewhere (please give present name of country)</p> <p><input type="text"/></p>	<p>1 <input type="checkbox"/> England</p> <p>2 <input type="checkbox"/> Wales</p> <p>3 <input type="checkbox"/> Scotland</p> <p>4 <input type="checkbox"/> Northern Ireland</p> <p>5 <input type="checkbox"/> Republic of Ireland</p> <p>6 <input type="checkbox"/> Other European Union Country</p> <p>7 <input type="checkbox"/> Channel Islands</p> <p>8 <input type="checkbox"/> Elsewhere (please give present name of country)</p> <p><input type="text"/></p>
<p><input type="checkbox"/><input type="checkbox"/><input type="text"/></p>	<p><input type="checkbox"/><input type="checkbox"/><input type="text"/></p>	<p><input type="checkbox"/><input type="checkbox"/><input type="text"/></p>	<p><input type="checkbox"/><input type="checkbox"/><input type="text"/></p>
<p>1 <input type="checkbox"/> To live in retirement</p> <p>2 <input type="checkbox"/> To take up or to seek employment or self-employment</p> <p>3 <input type="checkbox"/> As the spouse or dependent of a person either living in retirement or coming to take up or seek employment or self employment</p> <p>4 <input type="checkbox"/> Other reason (please specify)</p> <p><input type="text"/></p>	<p>1 <input type="checkbox"/> To live in retirement</p> <p>2 <input type="checkbox"/> To take up or to seek employment or self-employment</p> <p>3 <input type="checkbox"/> As the spouse or dependent of a person either living in retirement or coming to take up or seek employment or self employment</p> <p>4 <input type="checkbox"/> Other reason (please specify)</p> <p><input type="text"/></p>	<p>1 <input type="checkbox"/> To live in retirement</p> <p>2 <input type="checkbox"/> To take up or to seek employment or self-employment</p> <p>3 <input type="checkbox"/> As the spouse or dependent of a person either living in retirement or coming to take up or seek employment or self employment</p> <p>4 <input type="checkbox"/> Other reason (please specify)</p> <p><input type="text"/></p>	<p>1 <input type="checkbox"/> To live in retirement</p> <p>2 <input type="checkbox"/> To take up or to seek employment or self-employment</p> <p>3 <input type="checkbox"/> As the spouse or dependent of a person either living in retirement or coming to take up or seek employment or self employment</p> <p>4 <input type="checkbox"/> Other reason (please specify)</p> <p><input type="text"/></p>
<p>1 <input type="checkbox"/> No</p> <p>2 <input type="checkbox"/> Yes</p> <p>from <input type="checkbox"/><input type="checkbox"/><input type="checkbox"/><input type="checkbox"/></p> <p>to <input type="checkbox"/><input type="checkbox"/><input type="checkbox"/><input type="checkbox"/></p>	<p>1 <input type="checkbox"/> No</p> <p>2 <input type="checkbox"/> Yes</p> <p>from <input type="checkbox"/><input type="checkbox"/><input type="checkbox"/><input type="checkbox"/></p> <p>to <input type="checkbox"/><input type="checkbox"/><input type="checkbox"/><input type="checkbox"/></p>	<p>1 <input type="checkbox"/> No</p> <p>2 <input type="checkbox"/> Yes</p> <p>from <input type="checkbox"/><input type="checkbox"/><input type="checkbox"/><input type="checkbox"/></p> <p>to <input type="checkbox"/><input type="checkbox"/><input type="checkbox"/><input type="checkbox"/></p>	<p>1 <input type="checkbox"/> No</p> <p>2 <input type="checkbox"/> Yes</p> <p>from <input type="checkbox"/><input type="checkbox"/><input type="checkbox"/><input type="checkbox"/></p> <p>to <input type="checkbox"/><input type="checkbox"/><input type="checkbox"/><input type="checkbox"/></p>

14 Those in Compulsory Education		
(i) If the person is 16 or under and in compulsory education, were they in paid employment last week?	1 <input type="checkbox"/> Yes 2 <input type="checkbox"/> No (Now go to question 15)	1 <input type="checkbox"/> Yes 2 <input type="checkbox"/> No (Now go to question 15)
(ii) If in paid employment, how many hours did the person work last week?	<input type="text"/> <input type="text"/> <input type="text"/> Hours	<input type="text"/> <input type="text"/> <input type="text"/> Hours

ONLY ANSWER THE REMAINING QUESTIONS IF THE PERSON IS AGED 16 OR OVER AND NOT IN COMPULSORY EDUCATION

15 Qualifications		
Which of these qualifications does the person have?		
<ul style="list-style-type: none"> Please tick the appropriate box or boxes. 		
	1 <input type="checkbox"/> 1+ O levels /CSEs/ GCSEs (any grade)	1 <input type="checkbox"/> 1+ O levels /CSEs/ GCSEs (any grade)
	2 <input type="checkbox"/> 5+ O levels, 5+ CSEs (grade 1), 5+ GCSEs (grades A-C), School Certificate	2 <input type="checkbox"/> 5+ O levels, 5+ CSEs (grade 1), 5+ GCSEs (grades A-C), School Certificate
	3 <input type="checkbox"/> 1+ A levels/AS levels	3 <input type="checkbox"/> 1+ A levels/AS levels
	4 <input type="checkbox"/> 2+ A levels, 4 AS levels, Higher School Certificate	4 <input type="checkbox"/> 2+ A levels, 4 AS levels, Higher School Certificate
	5 <input type="checkbox"/> First Degree (e.g. BA, B.Sc.)	5 <input type="checkbox"/> First Degree (e.g. BA, B.Sc.)
	6 <input type="checkbox"/> Higher Degree (e.g. MA, Ph.D., PGCE, post graduate certificate/diplomas)	6 <input type="checkbox"/> Higher Degree (e.g. MA, Ph.D., PGCE, post graduate certificate/diplomas)
	7 <input type="checkbox"/> NVQ Level 1, Foundation GNVQ	7 <input type="checkbox"/> NVQ Level 1, Foundation GNVQ
	8 <input type="checkbox"/> NVQ Level 2, Intermediate GNVQ	8 <input type="checkbox"/> NVQ Level 2, Intermediate GNVQ
	9 <input type="checkbox"/> NVQ Level 3, Advanced GNVQ, NC, ND	9 <input type="checkbox"/> NVQ Level 3, Advanced GNVQ, NC, ND
	10 <input type="checkbox"/> NVQ Levels 4-5, HNC, HND	10 <input type="checkbox"/> NVQ Levels 4-5, HNC, HND
	11 <input type="checkbox"/> Other academic or vocational qualifications (e.g. City and Guilds, RSA/OCR, BTEC/ Edexcel)	11 <input type="checkbox"/> Other academic or vocational qualifications (e.g. City and Guilds, RSA/OCR, BTEC/ Edexcel)
	12 <input type="checkbox"/> Professional Qualifications Please specify <input style="width: 150px; height: 15px;" type="text"/>	12 <input type="checkbox"/> Professional Qualifications Please specify <input style="width: 150px; height: 15px;" type="text"/>
	13 <input type="checkbox"/> No Qualifications	13 <input type="checkbox"/> No Qualifications

1 <input type="checkbox"/> Yes	1 <input type="checkbox"/> Yes	1 <input type="checkbox"/> Yes	1 <input type="checkbox"/> Yes
2 <input type="checkbox"/> No (Now go to question 15)	2 <input type="checkbox"/> No (Now go to question 15)	2 <input type="checkbox"/> No (Now go to question 15)	2 <input type="checkbox"/> No (Now go to question 15)
<input type="text"/> <input type="text"/> <input type="text"/> Hours	<input type="text"/> <input type="text"/> <input type="text"/> Hours	<input type="text"/> <input type="text"/> <input type="text"/> Hours	<input type="text"/> <input type="text"/> <input type="text"/> Hours

ONLY ANSWER THE REMAINING QUESTIONS IF THE PERSON IS AGED 16 OR OVER AND NOT IN COMPULSORY EDUCATION

1 <input type="checkbox"/> 1+ O levels /CSEs/ GCSEs (any grade)	1 <input type="checkbox"/> 1+ O levels /CSEs/ GCSEs (any grade)	1 <input type="checkbox"/> 1+ O levels /CSEs/ GCSEs (any grade)	1 <input type="checkbox"/> 1+ O levels /CSEs/ GCSEs (any grade)
2 <input type="checkbox"/> 5+ O levels, 5+ CSEs (grade 1), 5+ GCSEs (grades A-C), School Certificate	2 <input type="checkbox"/> 5+ O levels, 5+ CSEs (grade 1), 5+ GCSEs (grades A-C), School Certificate	2 <input type="checkbox"/> 5+ O levels, 5+ CSEs (grade 1), 5+ GCSEs (grades A-C), School Certificate	2 <input type="checkbox"/> 5+ O levels, 5+ CSEs (grade 1), 5+ GCSEs (grades A-C), School Certificate
3 <input type="checkbox"/> 1+ A levels/AS levels	3 <input type="checkbox"/> 1+ A levels/AS levels	3 <input type="checkbox"/> 1+ A levels/AS levels	3 <input type="checkbox"/> 1+ A levels/AS levels
4 <input type="checkbox"/> 2+ A levels, 4 AS levels, Higher School Certificate	4 <input type="checkbox"/> 2+ A levels, 4 AS levels, Higher School Certificate	4 <input type="checkbox"/> 2+ A levels, 4 AS levels, Higher School Certificate	4 <input type="checkbox"/> 2+ A levels, 4 AS levels, Higher School Certificate
5 <input type="checkbox"/> First Degree (e.g. BA, B.Sc.)	5 <input type="checkbox"/> First Degree (e.g. BA, B.Sc.)	5 <input type="checkbox"/> First Degree (e.g. BA, B.Sc.)	5 <input type="checkbox"/> First Degree (e.g. BA, B.Sc.)
6 <input type="checkbox"/> Higher Degree (e.g. MA, Ph.D., PGCE, post graduate certificate/diplomas)	6 <input type="checkbox"/> Higher Degree (e.g. MA, Ph.D., PGCE, post graduate certificate/diplomas)	6 <input type="checkbox"/> Higher Degree (e.g. MA, Ph.D., PGCE, post graduate certificate/diplomas)	6 <input type="checkbox"/> Higher Degree (e.g. MA, Ph.D., PGCE, post graduate certificate/diplomas)
7 <input type="checkbox"/> NVQ Level 1, Foundation GNVQ	7 <input type="checkbox"/> NVQ Level 1, Foundation GNVQ	7 <input type="checkbox"/> NVQ Level 1, Foundation GNVQ	7 <input type="checkbox"/> NVQ Level 1, Foundation GNVQ
8 <input type="checkbox"/> NVQ Level 2, Intermediate GNVQ	8 <input type="checkbox"/> NVQ Level 2, Intermediate GNVQ	8 <input type="checkbox"/> NVQ Level 2, Intermediate GNVQ	8 <input type="checkbox"/> NVQ Level 2, Intermediate GNVQ
9 <input type="checkbox"/> NVQ Level 3, Advanced GNVQ, NC, ND	9 <input type="checkbox"/> NVQ Level 3, Advanced GNVQ, NC, ND	9 <input type="checkbox"/> NVQ Level 3, Advanced GNVQ, NC, ND	9 <input type="checkbox"/> NVQ Level 3, Advanced GNVQ, NC, ND
10 <input type="checkbox"/> NVQ Levels 4-5, HNC, HND	10 <input type="checkbox"/> NVQ Levels 4-5, HNC, HND	10 <input type="checkbox"/> NVQ Levels 4-5, HNC, HND	10 <input type="checkbox"/> NVQ Levels 4-5, HNC, HND
11 <input type="checkbox"/> Other academic or vocational qualifications (e.g. City and Guilds, RSA/OCR, BTEC/ Edexcel)	11 <input type="checkbox"/> Other academic or vocational qualifications (e.g. City and Guilds, RSA/OCR, BTEC/ Edexcel)	11 <input type="checkbox"/> Other academic or vocational qualifications (e.g. City and Guilds, RSA/OCR, BTEC/ Edexcel)	11 <input type="checkbox"/> Other academic or vocational qualifications (e.g. City and Guilds, RSA/OCR, BTEC/ Edexcel)
12 <input type="checkbox"/> Professional Qualifications Please specify <input type="text"/>	12 <input type="checkbox"/> Professional Qualifications Please specify <input type="text"/>	12 <input type="checkbox"/> Professional Qualifications Please specify <input type="text"/>	12 <input type="checkbox"/> Professional Qualifications Please specify <input type="text"/>
13 <input type="checkbox"/> No Qualifications	13 <input type="checkbox"/> No Qualifications	13 <input type="checkbox"/> No Qualifications	13 <input type="checkbox"/> No Qualifications

16 Employment Status

Last week was the person employed either:

- as an employee
- on a government approved training scheme
- as paid or unpaid self employed/freelance
- or in their own or family business?

- Tick 'Yes' if away from work ill, on maternity leave, on holiday or temporarily laid off.
- Tick 'Yes' for any paid work, including casual or temporary work.

1 Yes

2 No (Now answer Question 23)

1 Yes

2 No (Now answer Question 23)

17 Basis of Employment

On what basis is the person currently employed?

In the case of a person with more than one job:

- (a) If working for one employer full-time and another part-time, tick **BOXES 1 and 2**;
- (b) If working for an employer full-time and self employed part-time, tick **BOX 1** and either **BOX 4 or 5**;
- (c) If working part-time for more than one employer, tick **BOX 3**.
- Women on maternity leave with a formal job attachment should count themselves as employed.
 - School teachers working full-time please tick **BOX 1**.

1 Works for an employer full-time (30 hours or more per week)

2 Works for an employer part-time (less than 30 hours per week)

3 Works for more than one employer part-time (less than 30 hours per week)

4 Is self employed, employing others

5 Is self employed, not employing others

1 Works for an employer full-time (30 hours or more per week)

2 Works for an employer part-time (less than 30 hours per week)

3 Works for more than one employer part-time (less than 30 hours per week)

4 Is self employed, employing others

5 Is self employed, not employing others

<p>1 <input type="checkbox"/> Yes</p> <p>2 <input type="checkbox"/> No (Now answer Question 23)</p>	<p>1 <input type="checkbox"/> Yes</p> <p>2 <input type="checkbox"/> No (Now answer Question 23)</p>	<p>1 <input type="checkbox"/> Yes</p> <p>2 <input type="checkbox"/> No (Now answer Question 23)</p>	<p>1 <input type="checkbox"/> Yes</p> <p>2 <input type="checkbox"/> No (Now answer Question 23)</p>
<p>1 <input type="checkbox"/> Works for an employer full-time (30 hours or more per week)</p> <p>2 <input type="checkbox"/> Works for an employer part-time (less than 30 hours per week)</p> <p>3 <input type="checkbox"/> Works for more than one employer part-time (less than 30 hours per week)</p> <p>4 <input type="checkbox"/> Is self employed, employing others</p> <p>5 <input type="checkbox"/> Is self employed, not employing others</p>	<p>1 <input type="checkbox"/> Works for an employer full-time (30 hours or more per week)</p> <p>2 <input type="checkbox"/> Works for an employer part-time (less than 30 hours per week)</p> <p>3 <input type="checkbox"/> Works for more than one employer part-time (less than 30 hours per week)</p> <p>4 <input type="checkbox"/> Is self employed, employing others</p> <p>5 <input type="checkbox"/> Is self employed, not employing others</p>	<p>1 <input type="checkbox"/> Works for an employer full-time (30 hours or more per week)</p> <p>2 <input type="checkbox"/> Works for an employer part-time (less than 30 hours per week)</p> <p>3 <input type="checkbox"/> Works for more than one employer part-time (less than 30 hours per week)</p> <p>4 <input type="checkbox"/> Is self employed, employing others</p> <p>5 <input type="checkbox"/> Is self employed, not employing others</p>	<p>1 <input type="checkbox"/> Works for an employer full-time (30 hours or more per week)</p> <p>2 <input type="checkbox"/> Works for an employer part-time (less than 30 hours per week)</p> <p>3 <input type="checkbox"/> Works for more than one employer part-time (less than 30 hours per week)</p> <p>4 <input type="checkbox"/> Is self employed, employing others</p> <p>5 <input type="checkbox"/> Is self employed, not employing others</p>

18 Name/Address and Business of Employer

- In **BOX 1** please give the name of the person's employer.
Use the trading name, if applicable (do not use abbreviations). If self-employed state this in **BOX 1**.
- In **BOX 2** please state the employer's address for your usual place of work. This may not be the company headquarters.
- In **BOX 3** describe clearly what the employer (or self-employed person) makes or does, for example: 'provides office cleaning services'; 'manufactures electrical goods'.
- Civil Service** - give name of Government Department in **BOX 1** and government division in **BOX 3**;
Officers of Douglas Corporation/Local Commissioners - give name of the employing authority in **BOX 1** and leave **BOXES 2** and **3** blank;
Armed Forces - enter 'ARMED FORCES' in **BOX 1**, leave **BOXES 2** and **3** blank.

For office use

<p>1 Name of Employer</p> <input type="text"/> <input type="text"/> <input type="text"/>	<p>1 Name of Employer</p> <input type="text"/> <input type="text"/> <input type="text"/>
<p>2 Address of Employer</p> <input type="text"/> <input type="text"/> <input type="text"/> <input type="text"/> <input type="text"/>	<p>2 Address of Employer</p> <input type="text"/> <input type="text"/> <input type="text"/> <input type="text"/> <input type="text"/>
<p>3 Description of Employer's Business</p> <input type="text"/> <input type="text"/> <input type="text"/> <input type="text"/>	<p>3 Description of Employer's Business</p> <input type="text"/> <input type="text"/> <input type="text"/> <input type="text"/>
<p><input type="checkbox"/> <input type="checkbox"/></p> <p><input type="checkbox"/> <input type="checkbox"/> <input type="checkbox"/> IC</p> <p><input type="checkbox"/> IS</p> <p><input type="checkbox"/> PG</p>	<p><input type="checkbox"/> <input type="checkbox"/></p> <p><input type="checkbox"/> <input type="checkbox"/> <input type="checkbox"/> IC</p> <p><input type="checkbox"/> IS</p> <p><input type="checkbox"/> PG</p>

19 Occupation

- What is the person's main occupation?**
- In **BOX 1** give the full title by which the job is known. For example: 'gas fitter'; 'accounts clerk'; 'packing machinist'; rather than a general title like 'fitter'; 'clerk'; 'machinist'. If the job is known in the industry by a special name, use that name, but do not use abbreviations.
 - In **BOX 2** give the main tasks actually done in the job, for example 'audio-typing'; 'managing accounts for private clients'; 'repairing agricultural machinery'; 'delivering goods to customers'.
 - Civil Service** - give job title and grade in **BOX 1** and leave **BOX 2** blank;
Armed Forces - enter rank in **BOX 1** and leave **BOX 2** blank.

For office use

<p>1 Full Job Title</p> <input type="text"/> <input type="text"/> <input type="text"/> <input type="text"/>	<p>1 Full Job Title</p> <input type="text"/> <input type="text"/> <input type="text"/> <input type="text"/>
<p>2 Main tasks done in job</p> <input type="text"/> <input type="text"/> <input type="text"/> <input type="text"/> <input type="text"/> <input type="text"/> <input type="text"/>	<p>2 Main tasks done in job</p> <input type="text"/> <input type="text"/> <input type="text"/> <input type="text"/> <input type="text"/> <input type="text"/> <input type="text"/>
<p><input type="checkbox"/> <input type="checkbox"/> <input type="checkbox"/> <input type="checkbox"/></p>	<p><input type="checkbox"/> <input type="checkbox"/> <input type="checkbox"/> <input type="checkbox"/></p>

<p>1 Name of Employer</p> <input type="text"/> <input type="text"/> <input type="text"/> <p>2 Address of Employer</p> <input type="text"/> <input type="text"/> <input type="text"/> <input type="text"/> <input type="text"/> <p>3 Description of Employer's Business</p> <input type="text"/> <input type="text"/> <input type="text"/> <input type="text"/>	<p>1 Name of Employer</p> <input type="text"/> <input type="text"/> <input type="text"/> <p>2 Address of Employer</p> <input type="text"/> <input type="text"/> <input type="text"/> <input type="text"/> <input type="text"/> <p>3 Description of Employer's Business</p> <input type="text"/> <input type="text"/> <input type="text"/> <input type="text"/>	<p>1 Name of Employer</p> <input type="text"/> <input type="text"/> <input type="text"/> <p>2 Address of Employer</p> <input type="text"/> <input type="text"/> <input type="text"/> <input type="text"/> <input type="text"/> <p>3 Description of Employer's Business</p> <input type="text"/> <input type="text"/> <input type="text"/> <input type="text"/>	<p>1 Name of Employer</p> <input type="text"/> <input type="text"/> <input type="text"/> <p>2 Address of Employer</p> <input type="text"/> <input type="text"/> <input type="text"/> <input type="text"/> <input type="text"/> <p>3 Description of Employer's Business</p> <input type="text"/> <input type="text"/> <input type="text"/> <input type="text"/>
<input type="checkbox"/> <input type="checkbox"/> <input type="checkbox"/> <input type="checkbox"/> <input type="checkbox"/> IC <input type="checkbox"/> IS <input type="checkbox"/> PG	<input type="checkbox"/> <input type="checkbox"/> <input type="checkbox"/> <input type="checkbox"/> <input type="checkbox"/> IC <input type="checkbox"/> IS <input type="checkbox"/> PG	<input type="checkbox"/> <input type="checkbox"/> <input type="checkbox"/> <input type="checkbox"/> <input type="checkbox"/> IC <input type="checkbox"/> IS <input type="checkbox"/> PG	<input type="checkbox"/> <input type="checkbox"/> <input type="checkbox"/> <input type="checkbox"/> <input type="checkbox"/> IC <input type="checkbox"/> IS <input type="checkbox"/> PG
<p>1 Full Job Title</p> <input type="text"/> <input type="text"/> <input type="text"/> <input type="text"/> <p>2 Main tasks done in job</p> <input type="text"/> <input type="text"/> <input type="text"/> <input type="text"/> <input type="text"/> <input type="text"/> <input type="text"/>	<p>1 Full Job Title</p> <input type="text"/> <input type="text"/> <input type="text"/> <input type="text"/> <p>2 Main tasks done in job</p> <input type="text"/> <input type="text"/> <input type="text"/> <input type="text"/> <input type="text"/> <input type="text"/> <input type="text"/>	<p>1 Full Job Title</p> <input type="text"/> <input type="text"/> <input type="text"/> <input type="text"/> <p>2 Main tasks done in job</p> <input type="text"/> <input type="text"/> <input type="text"/> <input type="text"/> <input type="text"/> <input type="text"/> <input type="text"/>	<p>1 Full Job Title</p> <input type="text"/> <input type="text"/> <input type="text"/> <input type="text"/> <p>2 Main tasks done in job</p> <input type="text"/> <input type="text"/> <input type="text"/> <input type="text"/> <input type="text"/> <input type="text"/> <input type="text"/>
<input type="checkbox"/> <input type="checkbox"/> <input type="checkbox"/> <input type="checkbox"/>	<input type="checkbox"/> <input type="checkbox"/> <input type="checkbox"/> <input type="checkbox"/>	<input type="checkbox"/> <input type="checkbox"/> <input type="checkbox"/> <input type="checkbox"/>	<input type="checkbox"/> <input type="checkbox"/> <input type="checkbox"/> <input type="checkbox"/>

20 Work Permits

Does the person hold a current work permit?

- Isle of Man workers tick **BOX 1**.
- For temporary period work permits, please state for how many months the permit was granted, e.g. months.

- 1 No - does not need or hold a work permit
- 2 Yes - permit granted for an indefinite period
- 3 Yes - permit granted for Months

- 1 No - does not need or hold a work permit
- 2 Yes - permit granted for an indefinite period
- 3 Yes - permit granted for Months

21 Place of Work

Where does the person usually work?

- **BOX 1** refers to address of usual place of work as stated in question 18 (**BOX 2**).

- 1 At the employer's premises
- 2 No fixed place of work
- 3 Working mainly from home

- 1 At the employer's premises
- 2 No fixed place of work
- 3 Working mainly from home

22 Transport to Work

How did the person travel to work last week?

- Tick one box only.
- Indicate the principal means by which the person travels to work.

- 1 Public transport
- 2 Bus/coach/minibus provided by employer
- 3 Driving a car or van
- 4 Passenger in a car or van
- 5 Pedal cycle
- 6 On foot
- 7 Other means of travel
- 8 Works mainly from home

- 1 Public transport
- 2 Bus/coach/minibus provided by employer
- 3 Driving a car or van
- 4 Passenger in a car or van
- 5 Pedal cycle
- 6 On foot
- 7 Other means of travel
- 8 Works mainly from home

QUESTION 23 IS FOR PERSONS NOT PRESENTLY IN EMPLOYMENT.

PLEASE REMEMBER TO SIGN THE DECLARATION ON THE FRONT OF THIS FORM

<p>1 <input type="checkbox"/> No - does not need or hold a work permit</p> <p>2 <input type="checkbox"/> Yes - permit granted for an indefinite period</p> <p>3 <input type="checkbox"/> Yes - permit granted for</p> <p><input type="text"/> <input type="text"/> Months</p>	<p>1 <input type="checkbox"/> No - does not need or hold a work permit</p> <p>2 <input type="checkbox"/> Yes - permit granted for an indefinite period</p> <p>3 <input type="checkbox"/> Yes - permit granted for</p> <p><input type="text"/> <input type="text"/> Months</p>	<p>1 <input type="checkbox"/> No - does not need or hold a work permit</p> <p>2 <input type="checkbox"/> Yes - permit granted for an indefinite period</p> <p>3 <input type="checkbox"/> Yes - permit granted for</p> <p><input type="text"/> <input type="text"/> Months</p>	<p>1 <input type="checkbox"/> No - does not need or hold a work permit</p> <p>2 <input type="checkbox"/> Yes - permit granted for an indefinite period</p> <p>3 <input type="checkbox"/> Yes - permit granted for</p> <p><input type="text"/> <input type="text"/> Months</p>
<p>1 <input type="checkbox"/> At the employer's premises</p> <p>2 <input type="checkbox"/> No fixed place of work</p> <p>3 <input type="checkbox"/> Working mainly from home</p>	<p>1 <input type="checkbox"/> At the employer's premises</p> <p>2 <input type="checkbox"/> No fixed place of work</p> <p>3 <input type="checkbox"/> Working mainly from home</p>	<p>1 <input type="checkbox"/> At the employer's premises</p> <p>2 <input type="checkbox"/> No fixed place of work</p> <p>3 <input type="checkbox"/> Working mainly from home</p>	<p>1 <input type="checkbox"/> At the employer's premises</p> <p>2 <input type="checkbox"/> No fixed place of work</p> <p>3 <input type="checkbox"/> Working mainly from home</p>
<p>1 <input type="checkbox"/> Public transport</p> <p>2 <input type="checkbox"/> Bus/coach/minibus provided by employer</p> <p>3 <input type="checkbox"/> Driving a car or van</p> <p>4 <input type="checkbox"/> Passenger in a car or van</p> <p>5 <input type="checkbox"/> Pedal cycle</p> <p>6 <input type="checkbox"/> On foot</p> <p>7 <input type="checkbox"/> Other means of travel</p> <p>8 <input type="checkbox"/> Works mainly from home</p>	<p>1 <input type="checkbox"/> Public transport</p> <p>2 <input type="checkbox"/> Bus/coach/minibus provided by employer</p> <p>3 <input type="checkbox"/> Driving a car or van</p> <p>4 <input type="checkbox"/> Passenger in a car or van</p> <p>5 <input type="checkbox"/> Pedal cycle</p> <p>6 <input type="checkbox"/> On foot</p> <p>7 <input type="checkbox"/> Other means of travel</p> <p>8 <input type="checkbox"/> Works mainly from home</p>	<p>1 <input type="checkbox"/> Public transport</p> <p>2 <input type="checkbox"/> Bus/coach/minibus provided by employer</p> <p>3 <input type="checkbox"/> Driving a car or van</p> <p>4 <input type="checkbox"/> Passenger in a car or van</p> <p>5 <input type="checkbox"/> Pedal cycle</p> <p>6 <input type="checkbox"/> On foot</p> <p>7 <input type="checkbox"/> Other means of travel</p> <p>8 <input type="checkbox"/> Works mainly from home</p>	<p>1 <input type="checkbox"/> Public transport</p> <p>2 <input type="checkbox"/> Bus/coach/minibus provided by employer</p> <p>3 <input type="checkbox"/> Driving a car or van</p> <p>4 <input type="checkbox"/> Passenger in a car or van</p> <p>5 <input type="checkbox"/> Pedal cycle</p> <p>6 <input type="checkbox"/> On foot</p> <p>7 <input type="checkbox"/> Other means of travel</p> <p>8 <input type="checkbox"/> Works mainly from home</p>

QUESTION 23 IS FOR PERSONS NOT PRESENTLY IN EMPLOYMENT.

PLEASE REMEMBER TO SIGN THE DECLARATION ON THE FRONT OF THIS FORM

--	--	--	--

23 Persons Without Work

(i) If the person is without work, which of the following reasons apply?

- Tick one box only.
- **BOX 1:** Do not count training given or paid for by an employer.
- **BOX 6:** Include any person wanting a job but prevented from looking by a temporary illness.
IF **BOX 6** HAS BEEN TICKED IN PART (i),
PLEASE ANSWER QUESTIONS (ii) TO (vi)

- 1 Is at school or in full-time education
- 2 Is retired
- 3 Looks after home/family (solely)
- 4 Is unable to work because of permanent long-term sickness
- 5 Is unable to work because of permanent long-term disability
- 6 Is unemployed and looking for work
- 7 None of the above

- 1 Is at school or in full-time education
- 2 Is retired
- 3 Looks after home/family (solely)
- 4 Is unable to work because of permanent long-term sickness
- 5 Is unable to work because of permanent long-term disability
- 6 Is unemployed and looking for work
- 7 None of the above

(ii) Has the person looked for work in the previous four weeks?

- 1 Yes
- 2 No

- 1 Yes
- 2 No

(iii) Is the person available to start work within two weeks?

- 1 Yes
- 2 No

- 1 Yes
- 2 No

(iv) Is the person waiting to start work already obtained?

- 1 Yes
- 2 No

- 1 Yes
- 2 No

(v) Is the person available for part time work (less than 30 hours per week)?

- 1 Yes
- 2 No

- 1 Yes
- 2 No

(vi) What does the person consider to be their main occupation?

- For example if the person is a trained mechanic, yet their last job was in some other trade, enter 'car mechanic' in **BOX 1** and list the main tasks carried out in this job in **BOX 2**.

1 Occupation

2 Main tasks done in job

1 Occupation

2 Main tasks done in job

For office use

PLEASE REMEMBER TO SIGN THE DECLARATION ON THE FRONT OF THIS FORM

PERSON 3	PERSON 4	PERSON 5	PERSON 6
Surname <input type="text"/>	Surname <input type="text"/>	Surname <input type="text"/>	Surname <input type="text"/>
Forename(s) <input type="text"/> <input type="text"/>	Forename(s) <input type="text"/> <input type="text"/>	Forename(s) <input type="text"/> <input type="text"/>	Forename(s) <input type="text"/> <input type="text"/>
1 <input type="checkbox"/> Is at school or in full-time education 2 <input type="checkbox"/> Is retired 3 <input type="checkbox"/> Looks after home/family (solely) 4 <input type="checkbox"/> Is unable to work because of permanent long-term sickness 5 <input type="checkbox"/> Is unable to work because of permanent long-term disability 6 <input type="checkbox"/> Is unemployed and looking for work 7 <input type="checkbox"/> None of the above	1 <input type="checkbox"/> Is at school or in full-time education 2 <input type="checkbox"/> Is retired 3 <input type="checkbox"/> Looks after home/family (solely) 4 <input type="checkbox"/> Is unable to work because of permanent long-term sickness 5 <input type="checkbox"/> Is unable to work because of permanent long-term disability 6 <input type="checkbox"/> Is unemployed and looking for work 7 <input type="checkbox"/> None of the above	1 <input type="checkbox"/> Is at school or in full-time education 2 <input type="checkbox"/> Is retired 3 <input type="checkbox"/> Looks after home/family (solely) 4 <input type="checkbox"/> Is unable to work because of permanent long-term sickness 5 <input type="checkbox"/> Is unable to work because of permanent long-term disability 6 <input type="checkbox"/> Is unemployed and looking for work 7 <input type="checkbox"/> None of the above	1 <input type="checkbox"/> Is at school or in full-time education 2 <input type="checkbox"/> Is retired 3 <input type="checkbox"/> Looks after home/family (solely) 4 <input type="checkbox"/> Is unable to work because of permanent long-term sickness 5 <input type="checkbox"/> Is unable to work because of permanent long-term disability 6 <input type="checkbox"/> Is unemployed and looking for work 7 <input type="checkbox"/> None of the above
1 <input type="checkbox"/> Yes 2 <input type="checkbox"/> No	1 <input type="checkbox"/> Yes 2 <input type="checkbox"/> No	1 <input type="checkbox"/> Yes 2 <input type="checkbox"/> No	1 <input type="checkbox"/> Yes 2 <input type="checkbox"/> No
1 <input type="checkbox"/> Yes 2 <input type="checkbox"/> No	1 <input type="checkbox"/> Yes 2 <input type="checkbox"/> No	1 <input type="checkbox"/> Yes 2 <input type="checkbox"/> No	1 <input type="checkbox"/> Yes 2 <input type="checkbox"/> No
1 <input type="checkbox"/> Yes 2 <input type="checkbox"/> No	1 <input type="checkbox"/> Yes 2 <input type="checkbox"/> No	1 <input type="checkbox"/> Yes 2 <input type="checkbox"/> No	1 <input type="checkbox"/> Yes 2 <input type="checkbox"/> No
1 <input type="checkbox"/> Yes 2 <input type="checkbox"/> No	1 <input type="checkbox"/> Yes 2 <input type="checkbox"/> No	1 <input type="checkbox"/> Yes 2 <input type="checkbox"/> No	1 <input type="checkbox"/> Yes 2 <input type="checkbox"/> No
1 Occupation <input type="text"/> <input type="text"/> <input type="text"/> 2 Main tasks done in job <input type="text"/> <input type="text"/> <input type="text"/> <input type="text"/>	1 Occupation <input type="text"/> <input type="text"/> <input type="text"/> 2 Main tasks done in job <input type="text"/> <input type="text"/> <input type="text"/> <input type="text"/>	1 Occupation <input type="text"/> <input type="text"/> <input type="text"/> 2 Main tasks done in job <input type="text"/> <input type="text"/> <input type="text"/> <input type="text"/>	1 Occupation <input type="text"/> <input type="text"/> <input type="text"/> 2 Main tasks done in job <input type="text"/> <input type="text"/> <input type="text"/> <input type="text"/>
<input type="checkbox"/> <input type="checkbox"/> <input type="checkbox"/> <input type="checkbox"/>	<input type="checkbox"/> <input type="checkbox"/> <input type="checkbox"/> <input type="checkbox"/>	<input type="checkbox"/> <input type="checkbox"/> <input type="checkbox"/> <input type="checkbox"/>	<input type="checkbox"/> <input type="checkbox"/> <input type="checkbox"/> <input type="checkbox"/>

PLEASE REMEMBER TO SIGN THE DECLARATION ON THE FRONT OF THIS FORM .

THIS PAGE IS INTENTIONALLY BLANK

THIS PAGE IS INTENTIONALLY BLANK

Please take a moment to check the following:

- Does the form have the correct postcode on the front?
- Have you signed the declaration on the front of the form?
- Please ensure that you have completed all the relevant sections
- Have you included all members of your household?

Any enquiries regarding the Census can be answered by your enumerator or call the Census Office on (01624) 686589. Alternatively contact us via email at census@gov.im or the address below.

Thank you for taking part in the Isle of Man 2001 Census

Gura mie eu son goaill ayrn ayns coontey-sleih Ellan Vannin 2001



Isle of Man
Government

Reiltys Ellan Vannin

Census Office

Economic Affairs Division

Illiam Dhone House, 2 Circular Road, Douglas, IM1 1PQ

