

Regional Council of Goyder

Annual Report 2021 - 2022



Contents

Message from the Mayor	1
Message from the Chief Executive Officer.....	2
Our Region	3
Pillar 1	
Engaging with the Community.....	7
Pillar 2	
Strengthening Community	19
Pillar 3	
Economic Resilience	47
Pillar 4	
Our Environment & Heritage is Valued Protected	59
Pillar 5	
Community Assets & Infrastructure	65
Pillar 6	
Leading the Way	75
Governance	83
Committees.....	86
Finance	88
Legatus Group Annual Report	96
Annual Financial Statements	140



Message from the Mayor

Council has maintained a resilient response to the Covid-19 impacts on its operations and the community. The robust preventative measures we adopted have helped keep any significant impacts of Covid-19 on the Council to a minimum.

Our rating policy is in keeping with the forward projections in the long-term financial and strategic management plans. The annual Federal Government Financial Assistance Grant has remained at a consistent level of \$3.5m, however, the timing of the payment does distort the operating results in the financial statements. Overall, Council has delivered a financial performance in keeping with its projections, the balance sheet remains in a strong position.

We have continued to proactively participate in the Local Government Reform agenda. Some of the legislative changes have taken place with another tranche of changes to take effect after the upcoming General Election.

In my role as Mayor, I have represented Council at many forums, as the Chair of our regional subsidiary, the Legatus Group and as a Board Member of the Local Government Association.

The Council road and transport infrastructure play an integral role, connecting communities and enabling the efficient movement of agricultural commodities and livestock to markets. In the past year, our maintenance and construction investment exceeded \$2.7m. We re-sheeted 97km of rural and township roads.

Projects in Round Two of the Drought Communities Federal Government funding were largely completed during the year. Without the two rounds of funding, each of \$1.0m, allocated to communities who were suffering drought some projects in the Goyder Master Plan would have taken many years to complete.

Through our commitment to improving sport, recreation and community amenities Council invested over \$700,000, many of the upgrades to facilities aimed to enable greater access to outdoor activities or enhance the amenity of areas.

We have engaged with the community through consultation on a range of issues during the year, this consultation is vital to provide the community with timely and relevant information that comes before us. The feedback we receive helps us form an understanding of those issues that affect the community. We also sought feedback via social media and the Council website.

I would like to thank the Chief Executive Officer, David Stevenson and his staff for the tireless support given to the Elected Members and their competent management of service provision to our community. Finally, to my fellow Elected Members, I thank you for your representation and robust decision-making in these particularly challenging times.

A handwritten signature in black ink, appearing to read 'P. Matthey', written over a faint, light-colored background.

Peter Matthey OAM
MAYOR



Chief Executive Officer's Report 2021-22

As the year unfolded, it was still unpredictable if living with Covid-19 was likely to get better or worse. However, with new vaccinations and continuing advice on social distancing and mask-wearing we were able to become more confident, it was going to be a smaller and smaller part of daily life.

Nonetheless, our services to the community had to remain our highest priority and our staff continued to embrace the importance of our service delivery.

The Council Master Plan remains a key information plan, we are pleased with the rate of adoption by the community as it is used to help Council make investment decisions based on feedback from the community.

Our re-engineered Planning and Building services demonstrated excellent results, far exceeding the forecasts expected. The new State-based Planning and Design Code is still creating some confusion however, the turnaround time for planning applications has decreased and the number of complaints Council has received is at the lowest in recent years.

We have struggled to keep full employment for most of 2021/22, carrying vacancies of more than 10% of the workforce. This has had a deleterious effect on the delivery of services during the year however, in the latter part of 2022 we have had some success with recruitment to fill the vacancies.

Renewable developments continue to grow across the Council area, while all of the developments are decisions of the State Planning Commission. The underlying economic value to our communities cannot be overlooked. We are cognizant of the increased pressure on housing availability in the region, town planning measures will be considered during 2023 to identify the opportunity for further residential development.

The inaugural Copper and Stone Music Fest was held in February 2022, it was a roaring success despite the Covid-19 restrictions that were in place at the time. The event was the first of its kind to ask patrons to do a rapid antigen test before entry. The gate attendant volunteers were able to provide a smooth and pleasant experience for everyone who attended. The event created a new economic positive for the region.

The infrastructure department has had a busy year, storms in the south caused havoc in Eudunda. Council has allocated funding for the development of a stormwater management plan for Eudunda. In the meantime, drain inspections remain foremost in our planning. The Hampton Bridge infill project was completed, and this has eliminated the weight restrictions that were historically a problem for the rural community and the movement of heavy vehicles.

Floodways were completed on eastern Road, Kimbo Road, Mosey Road, and Reilly Road.

Paxton Events Centre was officially opened, and the occupancy rates for the cottages and caravan park continue to exceed all expectations. New and innovative events have been booked, and the outlook for the centre is very positive.

Climate risk management is foremost in our strategic planning, the 21/22 year Council doubled its solar contribution to the grid through efficient and responsible custodianship of community assets.

We are working with the State and Federal Governments to further the World Heritage Bid for the Australian Cornish Mining Sites: Burra and Moonta. Work on the Outstanding Universal Values and plans for ongoing conservation and preservation of the sites is well underway. We are hopeful for a tentative listing over the next two years. This is an exciting opportunity for the region. Considerable work is yet to be done to ensure the priorities in the respective Conservation Management Plans are achieved.

We continue to take a conservative approach to long-term financial planning to ensure future financial sustainability. Council has an appropriate rating framework, along with other revenue sources provide sufficient income to meet the goals in its plans. The forward cashflow projections and cash reserves are adequate for the sustainable operation of the Council. We anticipate a low debt level for the projected period, which will allow for debt funding in the future should it be deemed necessary or desirable.

I would like to thank the staff for their continuing commitment to their work. Their integrity and conduct are above reproach.

I would like to thank the Elected Members, who have supported the administration with good governance, policy-making, and financial and strategic foresight.

A handwritten signature in black ink, appearing to read 'David J. Stevenson'. The signature is fluid and cursive, with a large loop at the end.

David J. Stevenson
CHIEF EXECUTIVE OFFICER

Our Region

WARDS



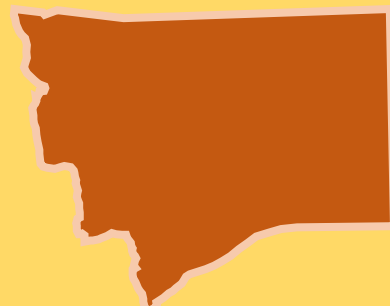
Hallett



Burra





Robertstown



Eudunda





Our Councillors

Hallett

Ward



Mayor Peter
Mattey
since 1978



Burra

Ward



Cr. Jane
Kellock
since 2010



Cr. William
Gebhardt
since 2016



Cr. Heidi
Thompson
since 2018
(resigned
29.9.2022)



Robertstown

Ward



Deputy Mayor
John Neal
since 2010



Eudunda

Ward



Cr. Debbie Hibbert
since 2018



Cr. Peter Schiller
since 2018



Page intentionally left blank.

Pillar One:

Engaging with the Community

Council and community sharing information and working together

1,837
Facebook
followers

74,347
Facebook
Page Reach

Largest Post Reach – 12,966 people reached



17 November 2021

"the World's End reserve is a FREE camping ground for all campers, caravaners and tourists to enjoy. Council relies on all users to be responsible for cleaning up after themselves to ensure the site is left in a clean and safe condition. Please be Respectful and Courteous to other users of this great site.

Largest Post Engagement – 387 people engaged



22 January 2022

Young Citizen of The Year – Eudunda Ward Congratulations to Jake Alker who is the recipient of the Young Citizen of the Year Award for the Eudunda Ward.

Metrics

- Data from community survey
- Number of website and social media hits
- Number of media references to Council and Council activities

<p>Objective 1</p> <p>Implement a variety of approaches to share (providing & receiving) information with community.</p>	<p>Objective 4</p> <p>Recognise our diverse community, history and culture to support informed decision making.</p>	<p>Objective 7</p> <p>Activate a disability support group to support, monitor and provide review on the Goyder Disability Access & Inclusion Plan.</p>
<p>Objective 2</p> <p>Further develop innovative technology and social media to support community engagement</p>	<p>Objective 5</p> <p>Build capacity in the growth of the digital economy, networking and communication infrastructures in response to the COVID 19 pandemic.</p>	<p>Objective 8</p> <p>Develop a Council communication strategy to better engage a diverse range of people from across the Council region, especially children and young people, in local decision making.</p>
<p>Objective 3</p> <p>Acknowledge Ngadjuri country and celebrate NAIDOC across the region.</p>	<p>Objective 6</p> <p>Assist community, sport and recreation groups to develop and prosper using the "Game On" Getting South Australia Moving strategy.</p>	

Objective 1 - Implement a variety of approaches to share (providing & receiving) information with community.



Council currently uses the following methods to engage with its community;

- Newspaper advertisements, 'What's Happening in Goyder' newsletters and public notices
- Media Releases
- Council Website and particularly 'latest news'
- Visit Burra Website
- Burra & Goyder Visitor Information Social Media (Facebook and Instagram)
- Council Social Media (Facebook)
- Email, telephone, in-person
- Community Management Newsletters
- Attendance at committee meetings
- Letters, quarterly rates notices
- Bulk mail outs
- Agendas & minutes
- Council meetings
- Goyder Master Plan
- Forums, workshops & training
- Webinars
- Goyder Online Hub
- Surveys
- Listening Posts

COMMUNITY MANAGEMENT COMMITTEES IN GOYDER

There are ten Community Management Committees across the Goyder region which are the representative committees for each town. These committees provide important services and are the key voice for their individual communities. Council would like to thank all the volunteer members of the following Community Management Committees for their hard work and commitment over the past 12 months in managing community assets, running local events and activities to support community wellbeing, supporting local businesses, community and sporting groups, and building tourism products and experiences in their towns....plus so much more!

Terowie Citizens Association
Boorowie Recreation Ground Committee
Burra Community Management Committee
Point Pass District Hall and Park Inc
Bower Progress Association

Hallett Community & Sports Association Inc
Mt Bryan Progress Association
Farrell Flat Management Committee
Robertstown Community Management Committee
Eudunda Community Business & Tourism Association (ECBaT)

CAPTURING GOYDER THROUGH A LOCAL LENS

The Regional Council of Goyder has held the fifth successful year of the community photography competition "Capturing Goyder through a Local's Lens" to assist in the creation of the 2022/23 Community Calendar. The competition encouraged local residents to submit images that capture the essence of living, or visiting, the Goyder region. Thank you to all our community judges for their enthusiastic involvement within the competition. The quality and diversity of the entries made it a very difficult process for all the judges in determining the thirteen photos to be included in the calendar. Winners of the competition received vouchers from a local Goyder business of their choice to support Council's Buy Local campaign.



(left) Goyder Citizen of the Year Stephen Schulz and Young Citizen of the Year Garry Schutz joined Cr Debbie Hibbert in the hard task of choosing 13 photos that would create the 2022/23 Community Calendar. Thank you to our judges providing their time and being so enthusiastic in their role to produce a stunning Goyder-wide calendar.



COMMUNITY NEWSLETTER

The most opened Newsletter was Special Edition 28 July 2021 with 157 opens.

The most clicked on article was in the 24th June 2022 edition with 29 readers clicking to open the Council meeting minutes.

The most popular articles over the past 12 months were the Council Agenda and Minutes followed by Employment, Goyder Online Hub and Grant opportunities.

Objective 2 - Further develop innovative technology and social media to support community engagement

Council continues to utilise a number of platforms to communicate to the community through the Council office, Burra and Goyder Visitor Information Centre and Paxton Precinct (Paxton Square Cottages and Burra Caravan Park). Council has introduced the ability for community to access the Council agendas and minutes through summary's and link now available through the E-newsletter and social media pages.

Others include-

- Regional Council of Goyder website
- Visit Burra and Goyder website
- Paxton Precinct website
- Regional Council of Goyder Facebook page
- Burra and Goyder Visitor Information Centre Facebook page
- Paxton Precinct Facebook page
- Goyder YAC Facebook page
- Goyder Goodness Instagram Page
- My Local Services App
- Goyder fortnightly E-Newsletter

Whilst technology is being extended to a variety of platforms, recent community feedback through the development of the Regional Public Health and Disability Action Inclusion Plan identified that hard copy mail outs of information from Council was still seen as a priority community engagement process. Therefore, in response, a new hard copy quarterly newsletter which will be mailed out all residents is currently being developed and will be launched in Spring 2022.

Objective 3 - Acknowledge Ngadjuri country and celebrate NAIDOC across the region.

NGADJURI NAIDOC – 29 JANUARY 2022

In 2021 the Regional Council of Goyder held an active role with NAIDOC, with Arts & Cultural Facilitator Ali Eckermann holding a position on the Ngadjuri NAIDOC Committee. Regular planning meetings were held and hosted by Clare & Gilbert Valleys Council. This year the event was dedicated to Ngadjuri patriarch Uncle Vincent Copley RIP.



The actual day for the NAIDOC gathering was held on Saturday 29th January at the Clare Showgrounds. An estimated 100 people attended including many Ngadjuri families. A traditional welcoming ceremony was performed and Torres Strait Islander dancers were invited to share their culture for the first time on Ngadjuri country. First Nations musicians, freshly cooked kangaroo stew and damper, children's

art and poetry prizes, contemporary art and land management talks all added to the success of the day.

Smoking ceremony at the NAIDOC gathering

NGADJURI MONUMENT

In 2021 funding was successfully sought from Arts SA to build a monument to acknowledge the Ngadjuri people and their connection to country.

Earlier consultation was held with Ngadjuri Nations Board.

Traditional weaver Sonya Rankine was selected as the artist.

A stone plinth has been built along the Burra Creek by local stonemason Chris Kelly as the foundation for the Ngadjuri Basket Sculpture.

Work on the wire basket is occurring November-December with installation and unveiling in January 2023.



SURVIVAL DAY – 30 JANUARY 2022

This event was in partnership with Country Arts SA and funded through the Australia Day grant. Survival Day events have occurred across Australia for 20 years, to profile Aboriginal excellence and strength through art, conversations and performances. This event was a first for the Goyder region and held at The Bible Chapel in Paxton Square.

A breakfast was cooked by the Burra Mens Shed. Ngadjuri families and friends travelled from Adelaide and other rural regions. (Numbers were limited due to covid-19 restrictions.) Deputy Mayor John Neal and Country Arts SA CEO Anthony Peluso joined to mingle and chat.

Aunty Pat Waria-Read opened the free public concert reminding the audience of the importance of acknowledging our shared history and the positive changes that can occur through genuine conversation and friendship. Four generations of her family joined her on the day.

The high calibre First Nations performers were Robbie Edwards (Victor Harbour), Kahl Wallis (Adelaide), Sonya Rankine (Moonta) and Warren Milera (Hawker) and the MC was internationally acclaimed comedian Kevin Kropinyeri (Raukkon). Held on the lawns of Paxton Bible Chapel it was a beautiful and intimate afternoon. A poignant comment from Karmen Teakle from Bower reflected the success of the day "by the way these messages for change were conveyed, not by protest; by heartfelt talks, comedy, poetry and music".



NGADJURI NATIONS

Chairperson of Ngadjuri Nations Aunty Roslyn Weetra met with CEO David Stevenson in February 2022, with Aunty Pat Waria-Read also in attendance. This is significant as Council builds a stronger relationship with Ngadjuri people, in regard to shared opportunity and reconciliatory talks.

Accommodation support was provided for Aunty Pat to attend and present a Welcome To Country for the RSL Cenotaph 100 Year celebration. The centenary was an emotional time for many who attended the service. The day marked another historical milestone as Aunty Pat and I witnessed the flying of the Aboriginal flag in Burra for the first time. We thank RSL ex-President Mike Pinkerton for this gesture of inclusion. Council would also like to take this to acknowledge the passing of Mr Len Bence who was present on the day.



PHOTO – Aunty Pat and CEO David Stevenson



Objective 4 - Recognise our diverse community, history and culture to support informed decision making.

AUSTRALIA DAY CITIZEN OF THE YEAR

Each year the Goyder region celebrates Australia Day with community breakfasts held in each of the four Council Wards. In 2021 these events were held in Eudunda, Robertstown, Burra and Hallett. Council would like to thank Eudunda and Community Business and Tourism Association, Burra Cricket Club, Robertstown Community Management committee and Hallett Community and Sports Association for organising this year's events, especially in their efforts in ensuring that all their events were COVID-19 Safe for the community. At the events, the Australia Day Awards are presented by the Mayor and Councillors to community members that have been nominated by their local community for the significant impact they have made to their towns. Council would like to congratulate those recipients within the categories of Citizen of the Year, Young Citizen of the Year and Community Event of the Year for their ongoing contributions to the Goyder community.

This year saw the introduction of the inaugural Regional Council of Goyder's "Goyder Australia Day Awards" for –

Goyder Citizen of the Year- Stephen Schulz

Goyder Young Citizen of the Year- Garry Schutz

Goyder Community Event of the Year- Robertstown 150th Celebration and Reunion- Robertstown Community Management Committee

These award recipients were decided upon by the Elected Member selection panel and were announced on Australia Day at the Goyder Australia Day events.



Hallett Ward Citizen of the Year John Honan with Mayor Peter Matthey OAM



Burra Australia Day Award recipient Sharon Austin with Order of Australia Medal Recipient Pauline Venning at the Burra Australia Day Event



Eudunda Ward Australia Day Award recipients at the breakfast held in the Eudunda Centenary Gardens



Goyder Citizen of the Year – Stephen Schulz at the Robertstown Australia Day Breakfast

Goyder Young Citizen of the Year – Gary Schutz at the Robertstown Australia Day Breakfast



A FRESH GOYDER CHRISTMAS TREE

Council is conscious of conserving the Historic Burra Mine Site. It's heritage values, it's open visual context, vistas, natural and built forms.

The Aleppo Pine, growing at unprecedented numbers at the Mine Site is considered a weed here in Australia. Elsewhere in the world it is a coveted Christmas Tree species and with proper care are sold at upwards of \$135 each.

To this end, Council is actively removing the Aleppo pines on site and gave the community a unique opportunity, with their family to attend, select and cut down their own Christmas tree during the 2021 festive season. Council, with the assistance from the Burra Men's shed, assisted residents to collect their tree for a small fee of \$10 which was donated directly to the Men's Shed.



Objective 5 - Build capacity in the growth of the digital economy, networking and communication infrastructures in response to the COVID 19 pandemic.

COVID 19 PANDEMIC- KEEPING OUR COMMUNITIES SAFE

**YNLHN Mobile COVID-19 Vaccination Clinic
- Burra**

BURRA WALK-IN COVID-19 VACCINATION CLINIC

**Regional Council of Goyder
1 Market Street, Burra**

**Tuesday, 22 February 2022
10.00am – 3.00pm**

Walk-in clinic, no appointment required

- 5-11 year old Pfizer COVID-19 vaccinations
- First, second and third (immunocompromised) vaccinations available to everyone 12 years and over
- Booster vaccinations available to everyone 16 years and over

**For more information, please contact Yorke and Northern
Local Health Network COVID-19 Services on 8638 1125**

- Throughout the COVID-19 pandemic Council has been committed to ensuring the safety of our communities. Council has done this through a number of ways including but not limited to:
- Links to SA Health updates on the Council website, social media pages and community noticeboards
- Successful submissions to external grants to support COVID safe events such as the Australia Day Community Events Program
- Undertaking RAT tests for all attendees at the Inaugural Copper and Stone Music Fest in Burra on February 5 2022 to ensure a COVID safe event
- Support to local community groups with event planning and the development of COVID safe plans
- Funding support through Ward funding and Donations to assist groups with events during the pandemic
- Collaboration with Yorke and Northern Local Health Network to deliver walk in COVID-19 vaccination clinics in Burra, Farrell Flat, Mount Bryan, Booborowie, Hallett and Terowie to increase the vaccination rates in those towns and support accessibility for those who have no or limited access to transport.

Objective 6 - Assist community, sport and recreation groups to develop and prosper using the “Game On” Getting South Australia Moving strategy.

STARCLUB

The Starclub Field Officer role was left vacant for approximately 3 months at the beginning of 2022, following the previous officer’s resignation at the end of 2021. The position was filled on a contract basis for the balance of the three month remaining contract until EOFY between the Regional Council of Goyder, and the Office of Recreation, Sport and Racing (ORSR).

During this same period, the State elections were held and resulted in a new Minister for ORSR. The Minister subsequently placed all grant funding programs under review, including the future of the Starclub Field Officer program roles. This impacted on many clubs and groups abilities to plan funding requirements, volunteer management, strategic planning, training and governance needs with any degree of certainty. Few grants were open for clubs to apply during this time. ORSR is also emphasising a focus on their Club of the Future program, with four focus areas which underpin the Game On strategy.

Despite these challenges, many clubs and groups still participated in training and development activities, such as:

- Strategic and infrastructure planning and reviews
- Training: child-safe training, social media and technology for clubs, governance, training needs analysis, policy development, volunteer recruitment and retention
- Grant application support
- Game On roadshow, engaging with community management committees/key groups in communities.

TRENDS OF CONCERN

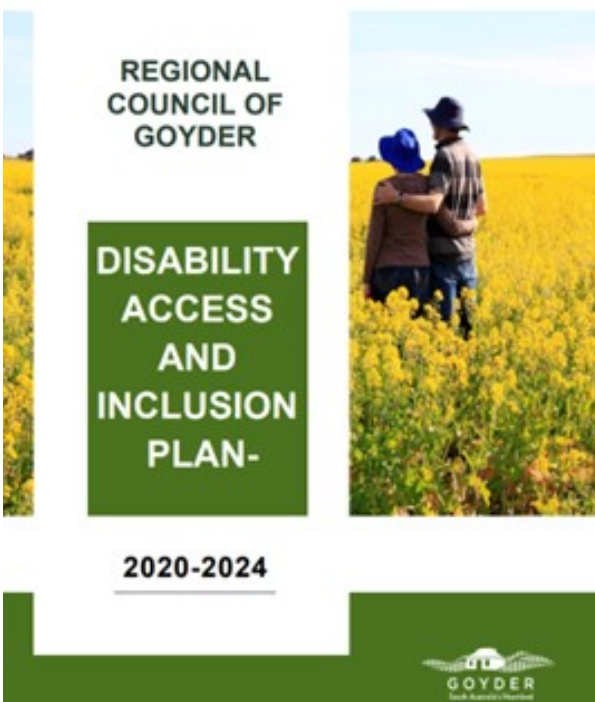
In addition to decreased club participation rates being reported by a number of organisations in the region, volunteer participation and management continues to be a significant challenge across the council area. This is consistent with reports from across Australia.

This was already in decline prior to COVID, however it has since been greatly accelerated. Many clubs are investigating alternative strategies for increasing their participation rates, in a shift from the more traditional modes of volunteering.

A working relationship has been developed with Volunteers SA/NT (including a Community of Practice), to explore alternative strategies to volunteering in regional communities. The Club of the Future program (ORSR) also offers actions to increase member participation rates through innovative re-thinking of traditional membership commitments.



Objective 7 - Activate a disability support group to support, monitor and provide review on the Goyder Disability Access & Inclusion Plan.



Council has reviewed the Goyder Disability Access and Inclusion Plan and submitted a progress report to Inclusive SA in October 2021.

COVID restrictions over the past 12 months have delayed the development of a Disability Advisory Group.

Council will now undertake disability inclusion awareness training delivered by Purple Orange at the end of 2022 which will provide a strong organisational foundation to then establish a Goyder Disability Advisory group after the Council elections in 2023.



Objective 8 - Develop a Council communication strategy to better engage a diverse range of people from across the Council region, especially children and young people, in local decision making.

EUDUNDA SHOW

This year saw the first year that Council had a stall at the Eudunda Show held on the 14th of November 2021. The stall provided the opportunity for Elected Members, Goyder YAC members and Council staff to meet local residents, share information about Council services and receive feedback regarding projects such as the Eudunda Skate park development.



Cr Debbie Hibbert with Goyder YAC members



Deputy Mayor John Neal with Peter Koch



Council Staff Marie O'Dea and Samantha Freeman



Page intentionally left blank.

Pillar Two: Strengthening Community

A well-resourced and connected community

3,033



VISITORS TO THE
BURRA POOL

2,746



VISITORS TO THE
EUDUNDA POOL

55



FOOD PREMISES INSPECTIONS CONDUCTED.

\$147,272



WARD FUNDING PROVIDED

Metrics

Levels of volunteering and community connection

Number of clubs, memberships, usage rates, level of activity, club viability and external funding obtained

Number of community initiated events and activities supported by Council

Visitation rates for Council facilities

Patronage of Community Passenger Network

Level of community participation in externally funded programs

Objective 9

Continue to contribute financially to support and actively promote the Mid North Community Passenger Network and explore further options to increase transport options for all residents.

Objective 10

Advocate for affordable accommodation the community particularly to support local employment.

Objective 11

Continue to support community groups through equitable access to funding and relevant assistance.

Objective 12

Advocate for the retention and further development of locally based and inclusive education, health and community services across the region.

Objective 13

Embrace the potential of arts and cultural initiatives in the relevant economy.

Objective 14

Activate a yearly events calendar that attracts new and diverse community and commercial events across the region.

Objective 15

Support local event management to invigorate community lead events and committees.

Objective 16

Acknowledge and foster supportive relationships with volunteers across the region to facilitate the ability to share resources and skills through the Goyder Online Hub.

Objective 17

Support the health and wellbeing of the community through increased participation in active recreation.

Objective 18

Continue to financially support Goyder YAC to enable young people to make unique social, cultural and economic contributions into planning the future of their community.

Objective 9 - Continue to contribute financially to support and actively promote the Mid North Community Passenger Network and explore further options to increase transport options for all residents. ✓

IDENTIFYING LOCAL TRANSPORT GAPS-

Council provided free accessible bus transport to the Goyder community to support attendance at the Eudunda Show on in November 2021 as well as transport to the Copper and Stone Music Festival in Burra in February 2022.

Council will continue to seek community need in accessing public transport to community events during the planning event management stages.



NEED TRANSPORT TO THE EUDUNDA SHOW?

Council is offering a **FREE bus** service for Goyder Residents to attend the **Eudunda Show** on Sunday 14th November 2021.

Pick up locations:
Farrell Flat, Hallett, Mt Bryan, Burra, Robertstown, Point Pass & Eudunda

Register your interest by 3/11/21
Contact:
Marie O'Dea
ph: 8892 0100
email: modea@goyder.sa.gov.au

Please note that this service will only proceed if we receive enough numbers

In February 2021 the South Australian Public Transport Authority was undertaking a review and Councils were asked to provide input regarding the movement of people within their communities.

Goyder made a submission directly to the Department of Infrastructure and Transport, the submission was also sent to Legatus who provided the submission to the Roads & Infrastructure Advisory Group and the Management Board for review and comment.

Objective 10 - Advocate for affordable accommodation the community particularly to support local employment. ✓

Council is in the early stages of consultation with a housing developer for residential housing development in Eudunda. Similarly, Council's planning team have been asked to consider a town plan that will look to address the shortfall in available residential development opportunities along with the potential for medium term workers' accommodation.

The Regional Council of Goyder, Burra Community Management Association, Eudunda Community Business & Tourism Committee (ECBAT) & the Robertstown District Community Management Committee are ensuring that the maximum possible impact & interaction is gained from Renewable projects that are in the local communities from Burra to Eudunda.

This is being done as a community service project with Mel Zerner, a former local Eudunda resident, voluntarily assisting Goyder Council and the other community groups in this initiative. Mel is in regular contact with the key owners or employees of all of the above projects to obtain status reports and then respond to their local requirements as required. This includes connecting the contractors of each project to the local labour force, accommodation & food providers & other businesses.

Objective 11 - Continue to support community groups through



WARD FUNDING PROGRAM

To facilitate community benefit within the Goyder region, Council provides Ward Project Funds (in the form of grants and loans) to support a broad range of social and cultural activities, programmes and services on a bi-annual basis. The funding program also supports the conservation and upkeep of infrastructure that is integral to and necessary for the conduct of activities that Council considers beneficial for the community of the Goyder region.

BURRA WARD

Applicant	Project	Capital	Sports and Recreation
Burra Tennis Club Inc and the Burra & Districts Dog Obedience Club	Deposit towards replacing the club house	\$45,000	
Booborowie Bowling Club	To remove and repave existing pavers at the southern end of the bowling green		\$5,000
Farrell Flat Community Management Committee	For Stage II Silo Project – interpretation shelter, signage and seating		\$5,000
Burra Men's Shed	To purchase an oxy set, pneumatic press, hydraulic pipe and bender and the installation of power points		\$2,500
Burra Community Development Program	To provide an annual budget for two performances		\$2,500
Burra & Leighton Junior Cricket Club	To purchase and IPAD with cellular and wifi for MT Cricket Live		\$699
Burra Christmas Pageant Committee	2021 Christmas Pageant to cover costs of hire of venue and entertainment		\$1,800
Burra Community Management Committee Christmas Up the Creek Sub-Committee	Development of the "Christmas Up the Creek" Christmas Light Display		\$5,000
Burra Creek Gardeners	Equipment to assist members in provided a safe and efficient upkeep of the Burra Creek Garden		\$912.90
Burra Community Development Program	Improvements at the Burra Town Hall	\$3,000	
Farrell Flat Management Committee	Purchase and installation of Solar PV on the Farrell Flat Town Hall	\$5,750	
Burra Bowling Club	"Better Ageing – Roll Back the Clock, Exercise Program		\$1,000

EUDUNDA WARD

Applicant	Project	Capital	Sports and Recreation
Eudunda Family Heritage Gallery	To restore and repair Gosling Cottage	\$7,000	
Eudunda Business & Tourism Association	The Eudunda Fire Truck restoration project		\$4,000
Eudunda Districts Agricultural & Horticultural Society	Upgrading existing lights and fuse boards in the Eudunda Show Hall	\$5,509.10	
Eudunda Christmas Party Committee	Rides, gifts, expenses and entertainment		\$3,400
Eudunda/Kapunda Health Advisory Council	Eudunda Hospital Centenary Celebration	\$3,800	
Eudunda Business & Tourism Association	2022 Eudunda Christmas Party	\$2,000	
Probus Club of Eudunda	Purchase equipment	\$1,782.40	

HALLETT WARD

Applicant	Project	Capital	Sports and Recreation
Booborowie Bowling Club	To remove and repave existing pavers at the southern end of the bowling green		\$2,000
Terowie Citizens Association	Erect the verandah of the General Store & Post Office		\$3,000
Whyte Yarcowie Public Hall	Strategic plan for the future of the Whyte Yarcowie Hall	\$2,500	
Terowie Citizens Association	Repair to the floor in the main walkway of the Terowie General Store	\$4,000	
Terowie Citizens Association	Purchase of New Lawn Mower	\$23,000	
Hallett Bowling Club	Hallett Bowling Green sprinkler system	\$8,500	

ROBERTSTOWN WARD

Applicant	Project	Capital	Sports and Recreation
Robertstown Bowling Club	Installation of a new kitchen		\$12,000
Point Pass & District Hall Inc.	Replace fencing between the hall & neighbouring property	\$866	\$644
Point Pass District Hall and Park Inc.	Hall improvements	\$6,000	
Robertstown Peace Hall Management Committee	Planting of shrubs at the Peace Hall	\$1,975	
Southern Saints Football Club	Installation of blinds	\$8,000	
Holy Cross Lutheran Church Robertstown	New cre-monument for the Zion cemetery	\$2,426	

FRIENDS OF THE BURRA RAILWAY STATION



The Friends of Burra Railway Station are currently in the process of replacing the barrel-vaulted structure over the tracks and finalising the refurbishment of a 1917 Dining Carriage fondly named 'Edie' that will act as a function centre, museum, and venue for hire. The former railway station is now maintained by the Committee (FBRS), who open the building for visitors, hire the main rooms for functions and derive an income for its maintenance from events, and bed and breakfast accommodation located in the former residential portion of the station.



The Friends of Burra Railway Station value the heritage tourism of the Burra Railway Precinct. This has been demonstrated through their volunteering and active sponsorship of conservation and tourism activities at the site.

Council offered the Friends of Burra Railway Station the opportunity to establish a 10- year CAD loan with a principal amount of \$40,000 to complete the Burra Railway Station canopy and carriage refurbishment.

EUDUNDA BOWLING CLUB

Congratulations to the Eudunda Bowling Club who were successful with their application to the Office for Recreation, Sport and Racing's Infrastructure Grant Program 'GRASSROOTS FACILITIES PROGRAM', winning \$190,000 to enable them to install 2 new synthetic turf greens.

The total project is valued at \$380,000 and the club also secured a loan from the Regional Council of Goyder so that the much needed work could be undertaken.



AGL HALLETT WIND FARM COMMUNITY FUND

Since 2016, the Regional Council of Goyder has administered the AGL Hallett Wind Farm Community fund in partnership with AGL which also includes Council representatives being part of the assessment Panel. In 2021/22 financial year, AGL invested funds into local community projects submitted through the 2021/22 AGL Hallett Wind Farm Community Funding period and also into other special projects such as the Rally of the Heartland and support to the Burra Community School for their 2022 Canberra trip.

Recipients from the AGL Hallett Wind Farm Community Fund who received funding for community projects for 2021/22 were:.

- Burra Bowling Club
- Burra Community Development Program
- Burra Burra Show
- Burra Community School
- Robertstown and Districts Community Management Inc
- Terowie Citizens Association
- Burra and Districts Obedience Club
- Goyder SACWA
- Burra Quilting Group
- Burra Interchurch Council Christmas Carol Committee
- Booborowie Bowling Club
- Burra and Districts Hospital Auxillary
- Eudunda Christmas Party
- Eudunda & Districts Agricultural and Horticultural Society



Photo: AGL Community Fund Presentation Held at the Burra Bowling Club on 13th October 2021



Objective 12 - Advocate for the retention and further development of locally based and inclusive education, health and community services across the region. ✓

COUNCIL AND SCHOOL WORKING TOGETHER

Council continues to further develop its relationship with the local Schools, Preschools and Early Learning Centres through a number of activities. Collaborative work has taken place through the delivery of information sessions to schools staff, attendance of Elected Members and Council staff at school events, supporting work experience placements at the Burra and Goyder Visitor Information Centre, support to specific sites with grant applications, lease negotiations with the Department of Education, and funding support through Council's Ward funding program.

Council values these strong relationships and the positive outcomes that are achieved from these partnerships for children, young people and their families in the Goyder Region.



SCHOOL WORK EXPERIENCE PROGRAM

Council has continued to deliver a schoolwork experience program in partnership with Burra Community School. This has seen two students undertake work experience at the Burra and Goyder Visitor Information Centre and another student within the Council's administration team.

Council believes that work experience can provide students with an insights into what a career in Local Government involves through hands-on experience which may lead to future job opportunities.



Lachlan Harvey (Work Experience Student from Burra Community School) assisted with the 2022 Community Calendar development.

REAL LIFE RESILIENCE- MATES ON A MISSION TOUR

Council worked in partnership with Clare YAC and Ski for Life, to host the Mates on A Mission tour across Goyder and the Mid North region in May 2022.

The Mates on a Mission community program established and built connections with our farming communities for the purpose of providing mental health support, and delivering resilience program to schools and community, as well as promoting greater community wellbeing.

Mike Rolls and Ben Pettingill, the co-founders and presenters of Mates on a Mission gained personal success through overcoming extreme persona adversity.

During the sessions they used their lived experience of disability to share their stories of overcoming adversity and building resilience in a relatable and down to earth approach with a dose of sense of humour.

Over a week and a half, Mike and Ben delivered sessions in eight schools as well as six community sessions.



Ben Pettingill and Mike Rolls- Mates on A Mission tour



Ben and Mike with Cr Jane Kellock and Ski For Life Team at the Burra Sports Club Mates on a Mission Session

ENVIRONMENTAL HEALTH

FOOD SAFETY COURSES

There was 1 food safety course run this reporting period at the request of the town's community. It wasn't very well represented due to timing and availability. Will look to improve access to such training sessions.

During the reporting period the Environmental Health Officer had noted that there were several food businesses that had improved their food safety handling practices and some that had not improved the level of food safety in their premises. This was evident by those food businesses that ensured their staff were completing the SA Health endorsed online program called Do Food Safely. Conversely there were several food premises that had to be served written warnings and Food Improvement Notices for failing to comply with food safety standards.

GENERAL REPORT

The Environmental Health Officer balanced his time between (3) wastewater complaints, (29) wastewater assessments and wastewater approvals, (3) public health complaint investigations, registering and auditing (9) high risk manufactured water systems and (4) routine swimming pool inspections. There was also reporting requirements pursuant to the Public Health Act and Food Act report and attending meetings on behalf of Council as a participant in the review of the Food Act Memorandum of Understanding between State and Local Government.

INSPECTIONS UNDERTAKEN

During the reporting period the following inspections were undertaken:

- 55 routine food premises inspections were undertaken with a further 18 repeat inspections from a total of 77 food premises
- 6 preliminary food inspections were conducted from 6 new food business opening.
- 1 squalor inspections, 3 squalor re-inspections, 5 vermin inspections from the issuing of a public health notice from the previous reporting period
- 28 wastewater inspections consisting of (15) preliminary inspections for wastewater proposals, (10) installation of systems and (3) complaints received regarding non-compliant wastewater systems.
- 4 swimming pools inspected.
- 6 bnb inspections were conducted from 12bnb's requiring inspections within the Goyder Region

WRITTEN WARNINGS

There were 9 food written warnings issued during the reporting period.

FOOD IMPROVEMENT NOTICES

There were 2 Food Improvement Notice issued during the reporting period.

PUBLIC HEALTH NOTICES

During the reporting period there was 1 public health notice issued and is ongoing. There were also 2 wastewater notices for non-compliant wastewater systems

FOOD & PUBLIC HEALTH RELATED COMPLAINTS

During the reporting period there were 5 food related complaints received three of them being justified and action taken to resolve the matters. There was also 4 public health complaints received.



Objective 13 - Embrace the potential of arts and cultural initiatives in the relevant economy. ✓

CABARET IN BURRA – August 2021

A successful cabaret was held in the Burra Town Hall on Saturday 21 August. This was a fund-raiser for the Hospital Auxiliary and the amount raised was \$2700. Council contributed \$750 toward costs including Hall Hire and Covid Clean, Theatre Group charge and the Music License for this packed-out event. Other fund-raising events are being considered, including Fringe 2023 at Farrell Flat.

BAREFACED STORIES- December 2021

The Barefaced Stories is a modern storytelling platform being toured throughout South Australia by Country Arts SA. Burra Town Hall Events Coordinator Sharon Austin and Arts & Cultural Facilitator Ali Eckermann joined force to encourage local participation from Burra, Eudunda and Robertstown and participants from Greenock and Penwortham. Over the weekend 30 – 31 October two creative workshops were held at the Burra Town Hall. The ten participants were led through public story-telling skills and the personal stories were so interesting. Ali and producer Andrea Gibbs continued to liaise with the storytellers who performed at the Barefaced Stories event on Thursday 2 December at 7pm.

REGIONAL ARTS AUST – 2 March 2022

Dr. Simon Spain is the current Chair of Regional Arts Australia. In March 2022 Simon and his partner Victoria Ryle were visiting Burra from their home in Tasmania. Simon was hosted by the Regional Council of Goyder and delivered an informative presentation and overview of his own arts practice at the Burra Regional Art Gallery. Forty-five artists and art practitioners traveled widely from Whyalla, Moonta, the Barossa and the Riverland to attend and the gallery was filled to capacity. Regional Arts Aust. is the national funding body for regional arts. Country Arts SA is the state body. The Regional Council of Goyder provides a good and updated insight into regional arts funding through Arts & Cultural Facilitator Ali Eckermann.



Barbara Piscitelli, Dr Simon Spain, Ali and Kerry Youde



Dr. Simon Spain presenting to the crowd at BRAG



Liz Ingham-Jones, Sonya Rankine and Cecelia Wang (CGVC)

PARTNERSHIP MEETING

CEO David Stevenson and CEO Anthony Peluso from Country Arts are pleased to announce a new 3-year Partnership Agreement, to continue the position of Arts & Cultural Facilitator at the Regional Council of Goyder. Ali Eckermann is happy to stay and continue brokering new arts opportunities for the Goyder community. This partnership was strongly supported by Barb Button and Merilyn De Nys.

Objective 14 - Activate a yearly events calendar that attracts new and diverse community and commercial events across the region.



2021 EVENT CALENDAR

JANUARY	FEBRUARY	MARCH	APRIL	MAY
26th - Australia Day Ward Events	6th - Eudunda Community Hub & Shed Trash & Treasure Produce Market	6th to 8th - Harley Owners Group in Burra 15-16th - Merino Expo	10 & 11th - Goyder Gardens: The Gardener & The Chef 18th - SA Autumn Garden Festival, Clare 18th - Clare Valley Running Festival 24th Scotch College	1st to 30th - SA History Festival 3-8th Terowie Filming 5th - SAVIC Conference 8th & 9th - AGL Rally SA, Rally of the Heartland 14th to 23rd - Clare Valley Gourmet Week
JUNE	JULY	AUGUST	SEPTEMBER	OCTOBER
12th -13th - Robertstown 2 Day Reliability Trial	7th - Filming in Hallett 4-7 NAIDOC Week 10-11th Burra to Morgan Run 10-11th - 24 Hour Trial 31st - Scotch College	1st to 31st - SALA Festival 14th - Copyworld Walky 100 15th - Point Pass Lawn Mower Race 21 - Burra Market 10am-2pm 21-22nd - Adelaide Detector Club	4th - Eudunda Community Hub Trash & Treasure Market 4th - Scotch College 18th - Scotch College 26th - Mining Conference	16-17 - Goyder Gardens Expo 23rd - Burra Picnic Races 9th - Burra Show 16th - Scotch College
<div style="border: 1px solid black; padding: 5px; display: inline-block;"> Welcome to the Goyder Region </div>		NOVEMBER	DECEMBER	
		5-7th BSA Rally Burra 6th - Eudunda Community Hub Trash & Treasure Market 14th - Eudunda Show	2nd - Burra Late Night Shopping & Market 5-7pm 3rd - Eudunda Xmas Pageant 17th - Burra Xmas Pageant	

A 2021 and 2022 Events Calendar was released and shared across the Goyder region and to other tourism organisations and events across regional South Australia.

EUDUNDA COMMUNITY HUB & SHED TRASH & TREASURE PRODUCE MARKET 2021

6th Feb, 1st May, 4th Sep, 6th Nov.

Council Depot, Cnr. Worlds End Highway & Pine Ave, Eudunda.
8:30am - 12:30pm
Spray Free Fruit & Veg, Bric-a-brac,, Crafts etc. etc.
Sausage Sizzle, Egg & Bacon Rolls, Hot & Cold Drinks available.
FREE ENTRY FOR BUYERS
Stallholders Welcome, Stalls \$10 each, BYO Table or \$3 Hire.
Enquiries to Julie 0427 749 729 or Ruth 0480 2 98 497

THE INAUGURAL COPPER AND STONE MUSIC FEST

Council, in partnership with Revive the Regions, was proud to hold the inaugural Copper and Stone Music Fest - Burra at Paxton Cottages on Saturday 5 February 2022. The music festival was an all female line-up featuring some of Australia's most celebrated performers including Kate Ceberano, Wendy Mathews and Mahalia Barnes as well as pulling in some great local talent including Rosie Roberts and Caitlin Drew. COVID-19 restrictions, timed with the opening of interstate borders opening and increased COVID cases for South Australia provided event management challenges however through the requirement of RAT testing at the entry gate being introduced for the event, Council was able to ensure that the festival was COVID safe event. Despite the impacts of the pandemic a 636 strong crowd enjoyed a full day of great music, entertainment and delicious food and wine provided by food vans, wineries and local community groups. Prior to the festival, the Burra Markets were held in the morning in Market Square which created a great festival atmosphere for the whole day.

The unique heritage location of Paxton Cottages was transformed into a unique and immersive music and heritage tourism experience. Being surrounded by the old miners cottages and stone walls that were built 150 years ago, created the perfect backdrop for Australia's well renowned female singers to perform. The large lawned area with shady trees made a comfortable space for festival goers to spread out with their deck chairs and picnic rugs, along with feeling safe and adhering to COVID social distancing requirements. The Paxton Function Centre was utilised as the green room, with the artists very impressed with the facilities and quite often seen mingling and chatting to other artists back stage.

Link SA provided a bus service which left from 3 pick up points in Clare- Clare Caravan Park, Clare Main Street and the Clare Country Club, and then a pick up at the Farrell Flat Oval and Burra Show Grounds where people were camping to ensure that the event was accessible.

Council aims that this yearly event will grow to a two day festival overtime which will further boost local business and other tourism experiences in the region. The 2023 Copper and Stone Music Fest will be held on Saturday 4 February 2023.





"I think how it was well laid out and the fact everyone there was so friendly. My daughter (2) had a blast and it was such a safe environment for her to run around, highly recommended families to attend next time

"The artists were great. The venue was lovely. The weather was perfect (out of your control). The food we yummy. Because it wasn't packed it was easy to move around and not feel cramped in."

"It was good to see the town supporting the event. The Saturday Market was a good idea and had some lovely stuff on offer. "

"Too many to list but if I had to was Kate Cebrano and Wendy Mathews The Family friendly atmosphere was great as we took a 12 year-old and a 7 year old . Also being a local was great to have something so great in our home town"

"Thank you to all the volunteers especially the Covid Testing people and the marshalls who stood outside the toilets all day making sure cleaning and supplies were optimum - with extraordinary detail, care and very friendly and accommodating! Congratulations on a safe and well organised event - hopefully your will receive the recongition and the financial reward for your community you deserve for all your hardwork!"





EXPANDING EXPOSURE OF EVENTS AND BUSINESSES IN THE GOYDER REGION

Council, worked in collaboration with Regional Development Australia- Mid North and Yorke to support the delivery of Australian Tourism Data Warehouse (ATDW) training to local event organisers and businesses. The ATDW is Australia's national platform for digital tourism marketing in Australia and stores over 50,000 tourism profiles with information from local tourism operators. The information sessions held in both Burra and Eudunda supported events organisers and businesses owners to register on the ATDW website so as to further expand their online exposure, bookings and marketing.



ATDW WORKSHOPS

EUDUNDA & BURRA

Is your business listed on the Australian Tourism Data Warehouse? (ATDW)
If not, come along to this workshop and bring your laptop - we can assist you in preparing your listing!

- ATDW is quick, easy and FREE to South Australian businesses
- Get more visitors by listing your tourism product or event with ATDW
- ATDW currently has over 250+ Australian distributor websites for your listing to potentially appear on, including australia.com and southaustralia.com
- An ATDW listing is the gateway to further support and promotion via southaustralia.com and wider marketing channels

Thursday 12th August:
 Goyder Electrical Meeting Room
 (9 Bruce Street, Eudunda)
 5.30pm

Thursday 9th September:
 Paxton Function Centre
 (1 Kingston Street, Burra)
 5.30pm

To register your attendance contact Marie O'Dea
 on 8892 0100 or email m.odea@goyder.sa.gov.au




PHOTO: RDA Tourism Manager Mim Ward supports local business owners and event operators at the ATDW workshop held in Eudunda

Objective 15 - Support local event management to invigorate community lead events and committees. ✓

REVIVING LOCAL COMMUNITY EVENTS DURING A PANDEMIC

Community Events play an essential part of bringing community together and to build community spirit. As a region, we are fortunate to have a number of community volunteer groups who work extremely hard to bring a diverse range of events and activities to towns across Goyder.

COVID-19 has had an impact on almost all aspects of life. Naturally, one of the worst affected by the pandemic was the events industry. 2021 continued to see the cancellation of many prominent festivals, sporting events, exhibitions and concerts in an effort to slow the spread of the virus.

Council continued to work in collaboration with local groups to provide valuable assistance and support so that many events could continue in a COVID safe way. Compliance with COVID requirements added an extra layer of considerations.

To improve the process for community groups to apply for permits to run local events, Council reviewed and updated the special event application form with two forms now created for Minor Events and Major Events. This reduced the administration required for minor events such as raffles and small fundraising activities whilst encouraging organisers of major events to consider elements such as inclusion and also COVID safe requirements.

Over the past 12 months many towns have celebrated significant anniversaries through major events held which has included the Robertstown 150th Celebration and Reunion, Eudunda 150th Events program, Goyder Gardens, Eudunda Show and the Centenary of the Fallen Soldiers Memorial (Cenotaph) in Burra. These events have brought dignitaries such as the Governor General, Government officials and well known personalities, as well as many visitors to the region. Council congratulates all the community groups involved for all their hard work in creating such successful events for the community and visitors alike.



Photo- Centenary of the Fallen Soldiers Memorial in Burra



Photo-Radio Personality Peter Goss at the Robertstown 150th Celebration and Reunion



Photo-Mayor Peter Matthey OAM at the Eudunda 150th Anniversary Opening Night

A diverse range of other annual events continues to be held throughout the region including ANZAC and Remembrance Day Services, AGL Rally – Rally of the Heartland, Copyworld Walky 100, Terowie Curious Art Accident, Robertstown Peace Hall markets as well as the local markets in Burra and Eudunda which continue to be popular.



Copyworld Walky 100 in Eudunda



Burra Markets



Terowie Curious Art Accident



Goyder Gardens

SPECIAL EVENT PERMITS

25
★
MINOR SPECIAL EVENT
PERMITS APPROVED

16
★
MAJOR SPECIAL EVENT
PERMITS APPROVED

Objective 16 - Acknowledge and foster supportive relationships with volunteers across the region to facilitate the ability to share resources and skills through the Goyder Online Hub. ✓

THANKS TO OUR VALUED VOLUNTEERS

The Regional Council of Goyder values the wonderful and extensive contribution that volunteers make to our community. During National Volunteer week Council used the opportunity to thank all our volunteers who play an integral role in sustaining healthy and resilient communities in our towns. Thankyou banners were erected all in the towns, and social media, local papers and the Council E-Newsletter were used to publicly thank local volunteers for their hard work especially in supporting their communities during the COVID pandemic. Their hard work contributes significantly to the quality and vibrancy of Goyder...making it a great place to live!



WEAR ORANGE WEDNESDAY (WOW DAY)

Staff at the Burra Council office wore orange for "WOW Day" on the 18th of May 2022 to say thanks to our SES volunteers. Wear Orange Wednesday (WOW) is a national day where all Australians are encouraged to wear orange in a united show of thanks for the tremendous work done and commitment shown by SES volunteers.



FREE COMMUNITY FOOD SAFETY TRAINING WORKSHOP

Council also has identified the importance to support local community groups to upskill their volunteers.

At Farrell Flat, Council's Environmental Health Officer delivered a Free Food Safety Training Workshop which was held on Saturday 7 May 2022 at the Farrell Flat Town Hall.



Do you prepare food as a volunteer?
Do you need to do food safety training
but don't want to do it online?

FREE FOOD SAFETY TRAINING WORKSHOP

Learn about

- the importance of food safety
- your key responsibilities under the legislation
- types of food hazards, and
- how to control or eliminate food hazards.

SATURDAY 7 MAY 2022
10AM-11AM
FARRELL FLAT HALL,
FARRELL FLAT



CREATING AN AGE FRIENDLY REGION

Council has supported the delivery of a number of workshops specifically targeted for older residents through the provision of Council's venues, funding and promotion.

This has included the RAA Years Ahead Road Safety session, NBN Community Drop In sessions, Australian Government Mobile Service Centre in Eudunda and Burra, Carers SA community sessions in Eudunda, Burra Indoor Bowls held weekly in the Burra Council Chambers, Good Neighbourra program at the Burra Bowling club, Hearing SA Hearing Checks and workshops and activities held at the Burra Community Library.

YEARS AHEAD: ROAD SAFETY

RAA BELIEVES ALL DRIVERS SHOULD CONTINUE TO DRIVE FOR AS LONG AS THEY ARE SAFE TO DO SO.
YEARS AHEAD: ROAD SAFETY IS DESIGNED TO GIVE PEOPLE VALUABLE INFORMATION TO HELP THEM ACHIEVE THIS.
COME ALONG TO A FREE 1 HOUR SESSION TO DISCUSS TOPICS INCLUDING CURRENT SA ROAD RULES, ROAD SAFETY TIPS, THE IMPACT OF HEALTH AND MEDICATIONS ON DRIVING AND MORE!



MONDAY 8TH NOVEMBER 2021
BURRA COUNCIL CHAMBERS, 2-3PM
AFTERNOON TEA PROVIDED

RSVP to 8892 0100 or email council@goyder.sa.gov.au

Learn more about the NBN and getting connected.



nbn™ Local is visiting, come along to a community drop-in session to learn more about the nbn™ and getting connected!

BURRA



Thursday 7th April
9:30am - 12.30pm

near Visitor Information Centre,
Market Square

Learn more about:

- The nbn™ network, and how to connect.
- How to make the most out of your nbn™ connection.
- Scams awareness and tips to stay safe online.

© 2022 nbn co. ltd. nbn, nbn logo and the nbn network are trademarks of nbn co. ltd. 889 98 100 100 110

Hearing Australia



Rediscover the sounds you love

Book a free* hearing check
Location: Regional Council of Goyder
1 Market Square
Burra SA 5417
10 December 2021
10:00am
Call 08 8256 2800

*Only for non-hearing checks and free. Other services may attract charges. See nbn for details for those eligible under the Australian Government Hearing Aids Scheme. nbn is not responsible for any costs you incur from any hearing aids.

hearing.com.au

GOYDER ONLINE HUB

Regional Council of Goyder's Goyder Online Hub is now live and ready to use by the Goyder community. With the aim of being a 'one-stop-shop' for those aged 50 and over, the Goyder Hub has been created to help those in the community to find somewhere to volunteer, join a group, or meet new people.

At its launch on September 21 2021, in Burra, over 50 people attended from throughout the council area and the response to the website was overwhelming positive. Managed by volunteers from the Goyder Inclusive Friendly Towns (or, the GIFT) the online project has seen a great deal of community members already engage to showcase and highlight the region. Whilst the initial project focussed on Burra it has now been expanded to include all Goyder towns.

The Goyder Online Hub is now a volunteer based project and we continue to seek representatives from each community to take ownership of their town's page. Project Officer Deb Selway invites groups in Goyder wanted to promote themselves or events to hop onto the website and get in touch. Goyder Hub was made possible through a grant from the Age Friendly SA Grant from the Office of Ageing Well.

Council would also like to thank the following people who have been involved with this project-

- Deb Selway (Project Officer)
- Jo Gebhardt and Shane Badman (GIFT members)
- Jenny Loftes (Website developer)
- Matt Catchlove (Logo Designer)
- Stu Nankivell (Blue Goanna Digital)
- All the volunteer community groups that have participated in the project

View the website at www.goyderhub.com.au to further explore what is available in our region.



SUICIDE PREVENTION NETWORKS

The Regional Council of Goyder has been working in collaboration with Wellbeing SA to support the development of community lead suicide prevention networks in the Goyder region. Wellbeing SA delivered two community information sessions in Eudunda on the 18th October 2021 and Burra on the 19th October 2021. Interested community members came along to hear more about what is involved in the establishment of Suicide Prevention Networks in our region. Wellbeing SA will know be supporting Council and those interested community members to further progress the development of these networks and further suicide prevention activities.



Community Forums

join us for a conversation about community focused suicide prevention
and the establishment of a

Suicide Prevention Network

6:30pm-8:30pm

Monday 18 October 2021

Eudunda Sporting Club | Morgan Road | Eudunda

(a light supper will follow the forum)

6:30pm-8:30pm

Tuesday 19 October 2021

Burra Sports Club | Smelts Road | Burra

(a light supper will follow the forum)



Please register for this event by visiting Eventbrite

Eudunda : <https://www.eventbrite.com.au/e/eudunda-community-forum-to-establish-a-suicide-prevention-network-tickets-161836016883>

Burra : <https://www.eventbrite.com.au/e/burra-community-forum-to-establish-a-suicide-prevention-network-tickets-163141343149>

or by phoning

Tanya Malins on 0466 544 593

registrations close at 5:00pm on Friday 11 October 2021

proudly supported by





LIFELINE CONNECT

Council has also been collaborating with Lifeline Connect based in Clare to support the delivery of their services to the Goyder region. Council has provided access to a meeting room at the Burra Council office so that outreach counselling support can be delivered on a needs basis to local residents. Lifeline Connect services are also promoted regularly within Council's E-newsletter as well as their involvement services willingness in the proposed establishment of suicide prevention networks in Goyder.

Lifeline Connect is a centre for people to gain information on services available in the community. Trained volunteers can offer information on a range of services and are available from **9 am - 5 pm Monday to Thursday**

The volunteers not only provide information but act as a low key 'triage' for service delivery agencies.

An extensive database of service providers gives up to date information on services, programs and deliverers. The centre also caters for training groups and workshops. All workshops are **open to the public** and **free of charge**.



Lifeline Connect

Connecting you to local support.



Contact Lifeline Telephone
Counselling for 24-hour crisis
support on **13 11 14**

One point of contact for connecting people to local services and support

Quality volunteer and community training in suicide prevention, crisis support & well-being

Trained and passionate volunteers who wish to connect and support socially isolated members of their community

Access a counsellor without needing a referral or meeting specific criteria



Lifeline Saving Lives

Crisis Support. Suicide Prevention.

1 Blanche Street, Clare, SA 5453
E: clare.connect@lbbc2c.org.au
Ph: 08 8842 2827

Objective 17 - Support the health and wellbeing of the community through increased participation in active recreation.

SPORT AND RECREATION OFFICER (FORMERLY STARCLUB)

The role investigated opportunities for increased participation in active recreation programs for people not already otherwise actively engaged in organised sports, or other points of social and recreation connection in the community.

While the Field Officer role has more traditionally focussed on sport and recreation clubs, it more recently is broadening its scope to be more inclusive of those outside such networks.

We facilitated regional access to Lolly Jar Circus: an inclusive physically active social program, welcoming of young participants of all physical and intellectual abilities.

The role also supported the development and growth of the Mid North Inclusive Sport and Recreation Network, to increase active participation by people of all abilities, including those living with physical disability.

This network has partnerships with several State peak sporting bodies, local government organisations, disability support providers, and sport and recreation providers.

We supported the Burra Ageing Well program through promotion, and access to grant programs. This program also provides opportunities for people who may not be involved in other clubs/community organisations.

The Goyder Youth Advisory Committee was also supported in their skate park activation program, following the opening in May 2021. Further active recreation events were held, with planning well underway for additional communities and events into 2022/23.



Objective 18 - Continue to financially support Goyder YAC to enable young people to make unique social, cultural and economic contributions into planning the future of their community. ✓

GOYDER YOUTH ADVISORY COMMITTEE

Goyder Youth Advisory Committee is a volunteer committee for young people aged 12 to 25 years who are passionate about their community and live, work, study or volunteer in the Regional Council of Goyder. The YAC meets bimonthly and connect via zoom from the Burra Council Office and the Eudunda Youth Room. The YAC assist Council to develop and run youth events and programs, and advise Council on current issues affecting youth.

HALLOWEEN IN EUDUNDA

After having to postpone the 2020 Halloween party due to the COVID pandemic, YAC were thrilled to be able to bring back the Eudunda Halloween Trick or Treat party in the Eudunda Centenary Gardens in 2021. There was a great turn out of children and young people of all ages, as well as their parents and grandparents, who came along dressed up in a diverse range of spooky Halloween costumes. With a free bbq and fun activities such as the trick or treat trail, badge making, donut eating competition and "skull" throwing everyone was kept busy getting into the spirit of Halloween. The night ended with a dress up parade and then our first ever outdoor cinema in the gardens with the showing of 'The Addams Family'.



Photo- Goyder YAC members getting ready for the 2021 Halloween Trick or Treat Party held in the Eudunda Centenary Gardens on October 30 2021



Photo- Children and young people from Eudunda and surrounding towns joined in the fun at the Halloween Trick or Treat Party

BURRA SKATE PARK ACTIVATION



With the completion of the Burra Skate Park, Goyder YAC worked with Samantha Freeman (Council's Sports and Recreation Officer) in planning and running skateboard and scooter workshops at the start of the 2021 December school holidays. YMCA Skate Park Leagues returned to Burra to deliver skate board workshops whilst scooter expert- Jeremy Fiedler also delivered a scooter session. The sessions proved to be extremely successful with all the sessions booked out with children of all ages and skill level participating. This program was a great way to get young people up and moving at the new skate park...in fact for many it was the first time they had used a skate board!



GOYDER YAC SUPPORTING THE LOCAL COMMUNITY

REMEMBRANCE DAY, BURRA

Goyder YAC continue to be involved in community activities and events within the towns of Goyder. This year, YAC participated in the Remembrance Day service in Bura where members laid a wreath to pay tribute to remember all Australians who have fought and served in wars, conflict and peace operations.



BURRA CHRISTMAS PARTY

With the return of community Christmas events this year, Goyder YAC also participated in the parade at the Burra Christmas Party held at the Burra Sports Oval. Members also assisted organisers with managing the COVID check ins at the front gate and also raised funds for YAC through selling popcorn during the Christmas markets after the parade. Council also helped special guest "Father Christmas" join the parade as well!





Page intentionally left blank.

Pillar 3

Economic

Resilience

A strong economy that supports job growth, opportunities for young people and business development for a diverse community

2,290

BURRA & GOYDER VISITOR
INFORMATION CENTRE
FACEBOOK PAGE LIKES

816

BURRA & GOYDER VISITOR
INFORMATION CENTRE INSTA-
GRAM FOLLOWERS



BURRA & GOYDER VISITOR IN-
FORMATION CENTRE LARGEST
POST REACH & ENGAGEMENT

17 August 2021

"Redruth Gaol"

9,371 reached



BURRA & GOYDER VISITOR
INFORMATION CENTRE
PASSPORT SALES

\$231,261

7,125



NIGHTS IN COUNCIL OWNED ACCOMMODATION

17,966



VISITORS

Metrics

- Number, value and nature of development and building approvals
- Number of visitor nights in Council owned tourism accommodation
- Number and value of passport sales
- Number of new businesses and services
- Number of visitors to the BGVIC

<p>Objective 19</p> <p>Facilitate the provision of essential infrastructure to support economic development in partnership with the private sector and other spheres of government where applicable.</p> <p>Objective 20</p> <p>Advocate for improved broadband access and mobile telephone coverage to assist community and business to access economic opportunities.</p>	<p>Objective 21</p> <p>Committed to growing visitation and increased overnight stays by developing quality visitor experiences</p> <p>Objective 22</p> <p>Operate the Burra & Goyder Visitor Information Centre as the principal tourism destination to promote tourism experiences in Goyder</p>	<p>Objective 23</p> <p>Continue to maintain existing Council owned accommodation, conference facilities and regularly review management arrangements to maximise community benefit</p>
---	---	---

Objective 19 - Facilitate the provision of essential infrastructure to support economic development in partnership with the private sector and other spheres of government where applicable. ✓

COMMUNITY LED EMERGENCY RESILIENCE PROJECT- PARTNERSHIP WITH RED CROSS

Facilitated by the Red Cross, 28 local Burra community members got together to participate in four emergency resilience workshops, facilitated by the Australian Red Cross.

The workshops were aimed at taking the group from talk about potential local emergencies to action planning, and they certainly did not disappoint! Broad representation from across the community, including emergency services, local council, local business, community services and organisations, sports groups, health sector and more, has allowed for a whole-of-community approach to the project. The wide representation facilitated cross-community input and communication, and has resulted in some valuable plans and ideas emerging throughout the workshops.

After the first set of workshops, a series of working groups have formed around some key first resilience-building activities prioritised by the group. Working groups will continue to share information and resources with the Burra community as they progress with their activities.



THE GOYDER BUSINESS BREAKFAST SERIES CONTINUES

Council invited all business owners in Goyder to join us for breakfast on the 14th of October to hear Key Note Speaker- David Slama from Business SA, share ways that businesses in Goyder can build success through working together. Attendees also received an update from Regional Development Australia as well as were informed of the plans in place for the Goyder Renewables project and what this means for local businesses and the community.



GOYDER BUSINESS BREAKFAST

Regional Council of Goyder invites you to the Business Breakfast Series.

'Building Business Success Together'
Thursday 14th October 2021
7.00am - 9.00am
Burra Town Hall
4 Market Street, Burra

Guest Speakers
David Slama, Business SA
Kelly-Anne Saffin, Regional Development Australia
Hannah Willson & Mel Zerner
Renewable Energy Project Update

RSVP by 1st October to Marie O'Dea
via email modea@goyder.sa.gov.au or phone 8892 0100

GOYDER
Australia's Heartland



Objective 20 - Advocate for improved broadband access and mobile telephone coverage to assist community and business to access economic opportunities. ✓

BROADBAND & MOBILE COVERAGE

Council continues to advocate for improved broadband and mobile telephone coverage. Each round of the Commonwealth initiatives for information regarding blackspots Council has provided feedback.

Objective 21 - Committed to growing visitation and increased overnight stays by developing quality visitor experiences



Join us to Celebrate the

PAXTON FUNCTION CENTRE

Official Opening

Thursday 11th November 2021 | 2.30pm
1 Kingston Street, Burra

RSVP to Marie O'Dea by 4/11/21
ph: 8892 0100 | e: modea@goyder.sa.gov.au

PAXTON FUNCTION CENTRE

The Paxton Function Centre, the original Bible Chapel at Paxton Square Cottages, was officially opened on the 11th of November 2021.

The Paxton Function Centre is a unique heritage building with contemporary and modern furnishings. The Centre is perfect for all types of events from weddings to corporate conferences, and provides the unique ability to hold an event and to also stay in accommodation at the same venue.

With outdoor and indoor spaces available, the function space can comfortably seat up to 60 people inside and up to 100 people outside on the lawn area. There is stand up room for 80 people inside and up to 150 outside.

The \$1.2 million refurbishment was made possible through funding contribution from the State Government's Regional Development Fund in 2016.

www.plainsproducer.com.au

News

New centre unites historic precinct

ISABELLA CARBONE

BURRA'S historic Bible Christian Chapel has undergone an extensive facelift and was officially opened as the Paxton Function Centre last Thursday, November 11, after COVID-19 delayed the ceremonial opening for 18 months.

Located adjacent to the Paxton Square Cottages, the new facility includes new meeting rooms, a new kitchen, accessible toilets, modern laundry, a central space which fits 60 people seated and 80 standing, and an outdoor entertaining area with a verandah which can accommodate up to 150.

Local author and historian Meredith Satchell skilfully outlined the building's 171-year history for attendees, including the 1986 renovations.

From MP Geoff Brock spoke highly of the project, having previously stayed in the Paxton Square Cottages and declared the new function centre a fantastic restoration; congratulating the council, community and all involved.

Mr Brock cut the ceremonial red ribbon with Regional Council of Goyder mayor Peter Matthey who said the precinct would serve the community well going forward.

The Paxton Function Centre preserves the heritage building with modern furnishings that nod to the town's mining history.

Regional Council of Goyder technical officer Sam Rosser revealed the blue and green flecks in the new concrete terrazzo floor are azurite and malachite sourced from the Burra Mine Site, and copper handrails on the accessibility ramp reference the town's history.

Similarly, original features have been repurposed or modern furnishings such as replica mining candleholders set into the fireplace maintain the original character of the building.

The \$1.2 million redevelopment of the Paxton precinct was made possible with a \$200,000 grant from the state government's Regional Development Fund awarded in 2016.

ABOVE: Burra's Mike Minkerton with Bungee residents Mark and Vicky Stewart.

LEFT: Council CEO David Stevenson, local author and historian Meredith Satchell, deputy mayor John Neal, mayor Peter Matthey and MP Geoff Brock.

BELOW: Jane Goodrich, Sue and Kevin Jacka and Megan Arbon.

Goyder technical officer Sam Rosser with finance director Griff Campbell.

CARAVAN AND CAMPING SHOW

The Caravan & Camping Show was held on Wednesday 27th of July – Sunday 31 July 2022 at the Adelaide Showground, after initially being postponed early in 2022 due to the showgrounds being used for COVID Vaccination Clinics.

The Show was a valuable opportunity to promote the Goyder region as a destination to the 28,201 people that attended over the week. Attendees at the event expressed a lot of interest in visiting the Goyder region in the near future, with many having bookings already in the coming months after the show.

A survey was completed by over 150 to gather feedback from potential visitors in relation to their future travelling needs. This will further support the review and development of the Goyder region's tourism plan to grow visitation and increase overnight stays.

Thankyou to local volunteers Pip and Peter Edson, Monica and Graham Davies and Neil Nicholson who assisted us to promote the Goyder region at our stand.



David J. Stevenson (CEO), Cr Bill Gebhardt, Wayne Tomsen (Manager, Burra Caravan Park & Paxton Square Cottages) and Barb Button (Community Development Manager)




Photo: Volunteer Neil Nicholson with Wayne Tomsen



Photo: Monica and Graham Davies

BUILDING ON THE VISITOR EXPERIENCE

Council is working with businesses, tourism and event operators to further build ways to extend and enhance the visitor experience in the Goyder region.

This has included looking at ways to better plan events throughout the year as well as approaches to work together to create more opportunities for visitors to extend their stay in the region.

The Burra Markets has been a great example of building on current events to create other experiences which are complimentary and build audiences/attendance.

Over the past 12 months, the Burra Markets have been planned on weekends when the AGL Rally and the Copper and Stone Music Fest- Burra are held.

The markets have added an extra element to the already existing event and assisted to create a festival atmosphere in Burra over the whole weekend.

Congratulations to Jodie Quinn from That Country Store for taking an innovative lead with the Burra Markets event.

What's On in Burra

**AGL RALLY SA – RALLY OF THE HEARTLAND
+ THE BURRA MARKET**

SATURDAY 8 MAY 2021

7.45am Dan Van Holst Pellekaan MP to undertake official Rally welcome at Paxton Square Cottages. The Burra Community School will be providing breakfast. All welcome to attend. \$10 per person.

9.00am The Burra Market commences in Market Square. Watch the Rally cars go past.

SUNDAY 9 MAY 2021

12.30pm – 3.30pm

Community BBQ Lunch at the spectator site at the Mine, catered by the Burra & Districts Obedience Dog Club. Gold coin donation. All welcome to have lunch and meet the drivers.

agl RALLY SA | Contact the Burra & Goyder Visitor Information Centre 88921654 for further information | GUYDER GOYDER

BURRA SKATE PARK

A promotional brochure has been developed for the Burra Skate Park to promote the recreational space and to further entice families and young people to the region. The new brochures have been distributed to various visitor information centres, local schools and Youth Advisory Committees. The skate park will also be included in the new Goyder booklet which will be distributed at the end of 2022.

Welcome to Burra

CLARE VALLEY

BURRA SKATE PARK

A great space for young people to come together.

The Burra Skate Park is a great space for young people to come together to skate, ride, be active, hang out and connect with others. It is also a great outdoor space for children's parties and a day out for families.

The Burra Skate Park also includes a dirt pump track for bike users of all ages to ride as well as a nature play space which has been developed by nature play specialist "Climbing Tree".

Located: Market Street, Burra

GUYDER GOYDER South Australia's Heartland

Objective 22 - Operate the Burra & Goyder Visitor Information Centre as the principal tourism destination to promote tourism experiences in Goyder ✓

BURRA & GOYDER VISITOR INFORMATION CENTRE (BGVIC)



VISION

A vibrant customer focused Visitor Centre that provides exceptional visitor experience, across the Goyder Region.

MISSION

To provide exceptional Visitor Information Centre services that activates our unique products, within a sustainable financial framework that motivates visitation to the region.

2021 GREY NOMADS AWARDS WINNER- BURRA HERITAGE PASSPORT




Three applications were submitted in the 2021 Grey Nomad Awards- Burra Heritage Passport, Burra Caravan Park and Eudunda Caravan Park.

The Grey Nomad Awards recognize and reward Councils, government authorities, caravan parks, farmstays, pubs with camping, club and community group camps, tourist attractions, tour operators, festivals and businesses that provide exemplary products, services or experiences for mature-aged travelers in Australia. The awards shine a light on regional Australia, while supporting positive aging through soft adventure and social inclusions.

Council and the Burra & Goyder Visitor Information Centre, along with our partner National Trust SA, were very pleased to receive the Silver Award in the Best Grey Nomad Trail for the Burra Heritage Passport.

SHOWCASING LOCAL PRODUCE AND PRODUCTS

The Burra & Goyder Visitor Information Centre has further developed their inventory to increase the diversity of local products for sale which included soap and bath bombs from Dusty Blend, carob kibbles, powder and syrup from the Australian Carob Co located in Booborowie and two Dippy the Diprotodon children's books.



GOYDER GOODNESS PACKS

The Goyder Goodness Pack is a region wide seasonal tourism activation product that plays an important role in product development & regional dispersal of visitors, both for enjoyment and safety. It lends itself to the consideration of seasonal community, regional & state wide events which can be leveraged within the Goyder region to develop & promote product. Each visitor to the Burra and Goyder Visitor Information Centre is offered a pack and the centre is seeing many return visitors to the region in response to the provision of further visitor experiences and opportunities across the whole of Goyder.

Winter warmer campaign includes:

- Archbishops Rest
- Colin Thiele Drive
- Dares Hill
- Redbanks Conservation Park
- Sir Hubert Wilkins
- Inspiration Point

Spring to It campaign includes:

- Tourilie Gorge
- Porters Lagoon
- Table Top Drive
- Redbanks
- Brady Creek Circuit

Summer Lovin' Campaign includes:

- Tourilie Gorge
- Porters Lagoon
- Table Top Drive
- Redbanks
- Brady Creek Circuit

Autumnal Delights Campaign includes:

- Redbanks Conservation Park
- Table Top & Neals Flat Drive – Eudunda
- Archbishop's Rest
- Sir Hubert Wilks Homestead
- Hallett, Booborowie & Farrell Flat
- Burra Heritage Passport



During the school holidays the 'Who was Johnny Green' app was also heavily promoted and a flyer included in the Goyder Goodness packs. Goyder Goodness packs are now also available at the Eudunda Visitor Information Outlet and the Robertstown Community Centre.

GUIDED TOURS OF THE BURRA HERITAGE PASSPORT



Photo: Popular tour site- Burra Monster Mine

As COVID restrictions ease and borders have opened, the tour buses are also beginning to return to the region. Over the 2021/22 period there were 17 tours conducted by the Burra and Goyder Visitor Information centre. This has included one or two tours delivered through Bunnik Travel Pty Ltd, Expanding Horizons (Aust) Pty, Gladstone Primary School, Grant's Coachlines, Hanleys passenger service, Multicultural Aged Care, Rufus Bus and Coach, Sinclair Tour and Travel, St Joseph's School, Golden Grove School, Trade Travel Pty Ltd and WEA Travel.

The BGVIC is also working with local Goyder schools to offer free Burra Heritage Passport tours as a way to build local youth knowledge about the history of Burra and the Goyder region and to create young local Tourism Ambassadors.

STAFF FAMIL

On Friday 17th September, Visitor Centre staff, along with Council staff and Cr. John Neal (tour guide) conducted a familiarisation tour of the southern part of the Council area. This is an important way for staff to increase their local knowledge across the Goyder Region.

Locations visited:

- Robertstown: Community Centre Guided Town Walk and The Bank Bed & Breakfast
- Point Pass: Oval & Camping Area Standpipe & BBQ Area
- Eudunda: Guided tour of the Eudunda Heritage Gallery and Gosling Cottage, Silo Art, Town Lookout,
- Caravan Park / Swimming Pool, Proposed skate park, Mouse House on Bruce Bed & Breakfast
- Inspiration Point and Worlds End Reserve tour

Thank you to Cr. John Neal for being the tour guide throughout the day in the South of Goyder.



GIFT VOUCHERS

Gift vouchers are now available for purchase for Paxton Square Cottages, Burra Caravan & Camping Park and the Burra Heritage Passport. This further builds on capturing opportunities for people to share their visitor experience with family and friends.



EUDUNDA VISITOR INFORMATION OUTLET

The Eudunda Visitor Information Outlet is now open at 12 Bruce Street, and has had many visitors through the door over the past 6 months. ECBaT volunteers have done a great job in setting up the space and decorating the window display. This outlet is a static display that contains brochures and information for visitors to take. The adjoining shop owners and heritage gallery have kindly agreed to open and close the outlet each day. Council have provided support in setting up the space by providing display stands, brochures and funded the printing of information display boards.

ENSURING A COVID SAFE ENVIRONMENT FOR VISITORS

The Centre is an accredited COVID Clean Practicing Business.



This accreditation is undertaken by the Tourism Industry Council of SA and fits within the Quality Tourism Framework with certification signage displayed in the Centre.

Objective 23 - Continue to maintain existing Council owned tourism accommodation, conference facilities and regularly review management arrangements to maximise community benefit ✓

PAXTON SQUARE COTTAGES

Paxton Square Cottages were refurbished in 2016/17 and have performed consistently over the 2-year period 2017-2019 since the refurbishment with occupancies ranging from 48% to 50%. The 2019/20 financial year brought significant challenges with the impact of COVID-19 resulting in the year end occupancy dropping to 39%. Occupancy improved to 61% in 2020/21 and 56% in 2021/22.

FINANCIAL YEAR END OCCUPANCY

2018/19	2019/20	2020/21	2021/22
50%	39%	61%	56%

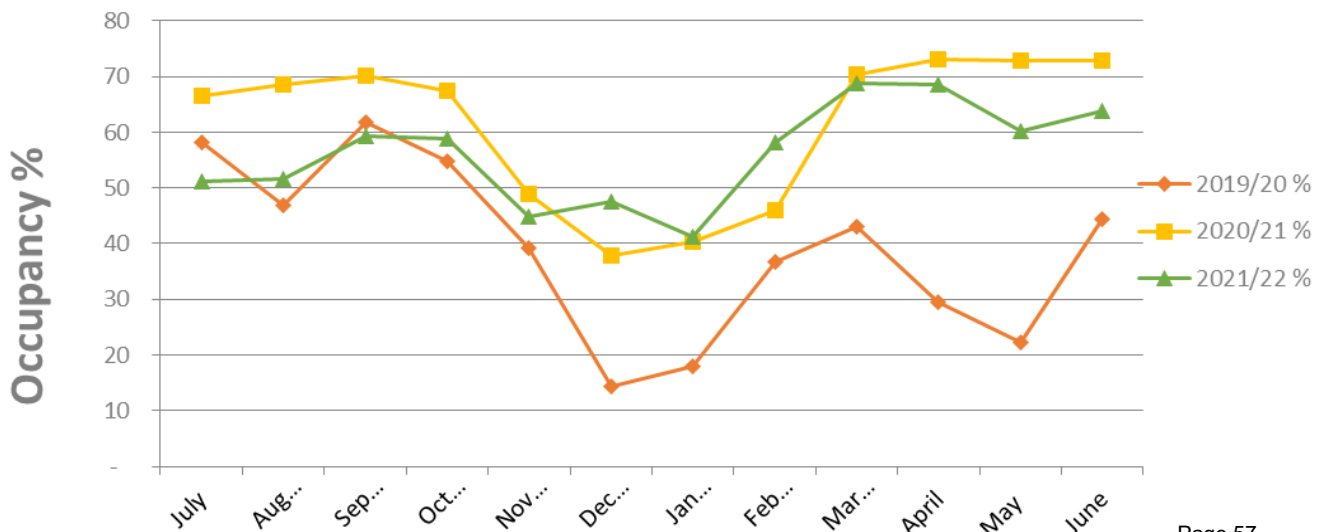
The statewide lockdown in July 2021 impacted negatively on the cottages occupancy as guests made the mad dash home during this period. Numerous cancellations occurred between November 2021 and February 2022 due to uncertainty over cross state border restrictions. Heavy rain prior to the start of the Heartland Rally forced its cancellation with the loss of three days cottage and caravan park bookings in June 2022.

During the 2021/22 financial year all 32 cottage bathrooms were upgraded, and 14 cottage kitchens were upgraded. In addition, the fencing and gates replaced and a new stone entrance wall added to the Paxton Terrace street frontage.

In February 2022 the Paxton Square Cottages quadrangle hosted the inaugural Copper and Stone Festival. Covid 19 protocols were put in place for the festival and the 636 strong concert goers were treated to an enjoyable event with local and interstate artists providing the entertainment.

Groups staying at the Cottages and Caravan Park during the year included Scotch College, Nuriootpa Netball Club, North Adelaide Football Club Womens League, FJ Holden Car Club, BSA Rally, Dave Benson Caravan Club, and the Scrap Booking Club.

There has been strong visitor growth to the Council area in 2021/22 with the Burra and Goyder Visitor Information Centre experiencing a 10% increase in passport sales compared to 2020/21. Strong interest from engineering contractors in the Goyder area has seen holiday vacancies created by lockdowns with other states and territories absorbed by the influx of contractors. This is expected to remain the norm for several years due to the variety of both current and proposed engineering projects in the Goyder Council area.



The 2021/22 financial year has been the best performing year on record at the cottages with total income of \$814,798 (48% above the 2018/19 pre covid income of \$549,795). Total expenditure for the 2021/22 financial year was \$594,456 (\$609,754 in 2020/21). The operating surplus for the financial year was \$220,342: (\$155,346 in 2020/21).

The funding for the upgrades to the cottages was provided through the drawdown of \$808,927 in cash advance debentures in 2016/17. As at 30th June 2022 the remaining principal was \$423,298 and the estimated payback period has been revised from 10 years down to 6 years. The reserve balance for the Paxton Square Cottages as at 30th June 2022 is (\$5,206).

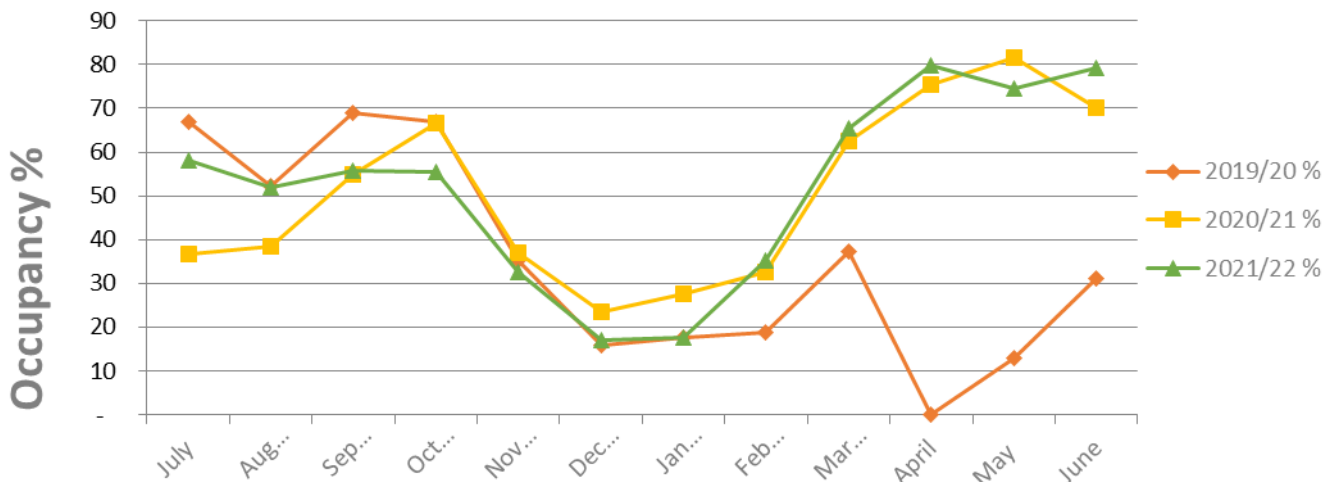
BURRA CARAVAN AND CAMPING PARK

The Burra Caravan and Camping Park has performed consistently over the 5 year period 2014-2019 with occupancies ranging from 49% to 51% but the 2019/20 financial year brought significant challenges with the impact of COVID-19 resulting the caravan park closed for 10 weeks and the year end occupancy dropping to 35%. In 2020/21 the occupancy had recovered to 51% and this increased to 52% in 2021/22.

FINANCIAL YEAR END OCCUPANCY

2018/19	2019/20	2020/21	2021/22
50%	35%	51%	52%

The Caravan Park's occupancy for the September 2021 to January 2022 period was below previous year's levels as interstate travelers become hesitant to resume holiday travel plans after the opening of state borders in mid-2021. Holiday makers perceptions changed with state borders fully opening up for and the remainder of months for the financial year were above the prior 5 year levels. The year end occupancy of 52% was in line with pre COVID levels. This strong increase in occupancy has continued through to 2022/23.



Capital expenditure for the 2021/22 financial year was \$10,310 comprising \$8,405 for an LG Commercial 10kg Stack Washer/Dryer coin operated and \$1,905 for a mower, hedge trimmer, brush cutter and blower.

Total income for the 2021/22 financial year was \$207,700 (\$196,000 in 2020/21) and total expenditure was \$125,071 (\$138,225 in 2020/21). The operating surplus for the financial year was \$82,629 (\$57,775 in 2020/21).

The reserve balance for the Burra Caravan Park and Camping Park as at 30th June 2022 is \$242,866.

Pillar Four:

Our Environment & Heritage is Protected & Valued

*Responsible and well informed management of our
natural & built environment & cultural heritage*

1,242

COUNCIL CO₂ EMISSIONS BASED
ON AUSTRALIAN STANDARDS
AGAINST ESTABLISHED BASE LINE



*Community and Council have commenced an exciting journey of World Heritage
for the Australian Cornish Mining Sites: Burra and Moonta*

241



FIRE NOTICES ISSUED

1867




REGISTERED DOGS

251



REGISTERED CATS

190,640 kWh



EXCESS ELECTRICITY GENERATED FROM SOLAR
ON COMMUNITY ASSETS FED INTO THE GRID

195



TONNES OF RECYCLING PROCESSED

Metrics

Council Co₂ emissions based on Australian Standards against established baseline

Level of reuse of Community Wastewater Management Scheme (CWMS) treated water

Level of community involvement in Natural Resource Management and Landcare related groups

Amount of electricity generated from solar infrastructure located in/on community assets

Objective 24

Strengthen partnerships with Government agencies and community groups to improve management of natural resources.

Objective 25

Council will lead and encourage community participation in responsible actions that reduce greenhouse gas emissions and identify and manage climate change impacts.

Objective 26

Protect and conserve the diverse landscapes, within our region for the enjoyment of the community.

Objective 27

Maintain existing waste management practices and continue to investigate efficient and cleaner methods of waste disposal.

Objective 28

Increase awareness of the importance of our Cornish Mining Heritage and our aim for World Heritage Status

Objective 29

Increase awareness of the importance of our Cornish Mining Heritage and our aim for World Heritage Status.

Objective 24 - Strengthen partnerships with Government agencies and community groups to improve management of natural resources. ✓

WATERWAYS

Council has regular meetings with the Department of Environment and Water to discuss and plan for the improved management of our waterways and natural resources generally. Council has recently completed Community consultation on the Burra Creek Management Plan in conjunction with Succession Ecology.

Objective 25 - Council will lead and encourage community participation in actions that reduce greenhouse gas emissions and identify and manage climate change impacts ✓

COUNCIL PARTICIPATES IN PLASTIC FREE JULY CHALLENGE

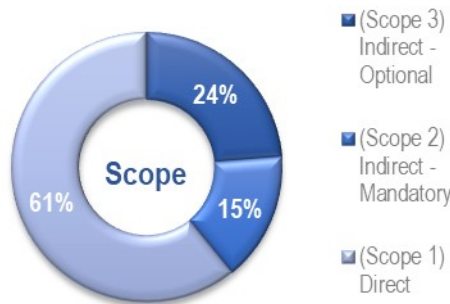


In February 2020 Council committed to the Plastic Free July Council Challenge. The challenge provides councils with a successful strategy and existing platform to enact individual behaviour change and enable communities, councils, staff and businesses to adopt behaviours and systems that avoid single-use plastics and reduce plastic waste.

In 2021, 318 residents chose to recycle 699 every day plastic items, saving 309 kg of landfill waste and 2464 kg of recycling disposal.

Carbon Accounting

Council emitted 1,424 tonnes of CO₂-e (carbon equivalent emissions) for the 2021/22 financial year. This represents a 9% decrease compared to the 2020/21 financial year (1,571 tonnes) and a 18% decrease compared to the base year of 2010/11 (1,736 tonnes).



Major contributors to the increase in emissions are:

Direct Emissions – Scope 1 – 903 tonnes – decrease of 87 tonnes compared to 990 tonnes in 2020/21

- Diesel fuel – decrease in total consumption of 24,000 litres (7%) compared to 2020/21 – due to a 10% reduction in roads re sheeted compared to 2020/21

Indirect Emissions – Scope 2 – 183 tonnes – decrease of 40 tonnes compared to 223 tonnes in 2020/21

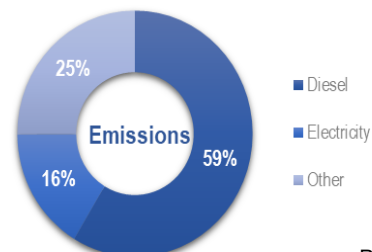
Electricity – decrease in consumption of 80,325 kWh (18%) – a milder summer in 2022 and greater use of solar panel installations during the financial year at the following locations:

- | | |
|----------------------------------|-------------------------|
| Eudunda Council Office | Burra Council Depot |
| Robertstown Council Depot | Eudunda Swimming Pool |
| Eudunda CWMS | Burra Caravan Park, and |
| Burra and Eudunda Public Toilets | |

Optional Emissions – Scope 3 – 338 tonnes – decrease of 20 tonnes compared to 358 tonnes in 2020/21

The following items contributed to the decrease in 2021/22:

- decrease in domestic waste tonnes collected of 6%
- increase in paper consumption of 14%, and
- increase in water consumption of 11%.



LOCAL NUISANCE & LITTER CONTROL

Under section 8 of the Local Nuisance and Litter Control Act 2017 requires Councils to include information in its annual report on the functions conferred on Councils under this Act.

Council's annual report should include details of—

- (a) the number of complaints of local nuisance or littering received by the council; and
- (b) the number and nature of—
 - (i) offences under the Act that were expiated; and
 - (ii) offences under the Act that were prosecuted; and
 - (iii) nuisance abatement notices or litter abatement notices issued; and
 - (iv) civil penalties negotiated under section 34 of the Act; and
 - (v) applications by the council to the Court for orders for civil penalties under section 34 of the Act and the number of orders made by the Court on those applications; and
- (c) any other functions performed by the Council under the Act.

Council received twenty seven (27) Local Nuisance and Litter Control Act 2017 complaints as follows;

Nuisance:

Smoke x 2

Animal x 1

Litter Control:

Stock on road x 3

Illegal dumping (litter) x 8

Abandoned Vehicles x 3

Noise x 12

None of the complaints were expiated, prosecuted, neither were abatement notices issued or applications by Council to the Court for orders for civil penalties.

Due to the dry weather across the region the Fire Prevention Officer issued one hundred and ten (110) bushfire compliance notices (a decrease of 50% from the previous financial year), four (4) burning permits and eighteen (18) non-compliance notices.

The Fire Prevention Officer continues to interpret, review and enforce fire safety measures, regulations and plans, perform fire inspections, investigate complaints, issue orders where needed to ensure the safety of the people, land, environment and infrastructure of Council.

DOG & CAT MANAGEMENT

Council is responsible for administration and enforcement under section 26 of the *Dog and Cat Management Act 1995*.

The following dog related incidents were recorded by Council;

Barking dogs x 4

Dog attack against animal x 9

Dog attack against human x 3

Wandering dog x 40

Lost dog x 5

Impounded dogs x 4

Dogs returned from impound x 2

Dog harassment to animal x 1

Expiation Notices issued x 90

Objective 26 - Protect and conserve the diverse landscapes, within our region for the enjoyment of the community. ✓

PROJECTS:

- Collaboration between Department of Environment & Water, Council and Community has seen a transformation of the Levi Creek Reserve.
- Continuing work on a Burra Creek Management Plan will provide new and improved techniques and programs for the conservation of the creek.
- Development of a management plan for visitors to Worlds End Gorge campground will continue into 2022/23

Objective 27 - Maintain existing waste management practices and continue to investigate efficient and cleaner methods of waste disposal. ✓

WASTE MANAGEMENT

Council operates the kerbside collection services with approximately 1800 users of the system. The service extends to all major townships and some rural areas. Council collected 902 tonnes of household waste and 195 tonnes of recycling waste in the 2021/22 financial year, compared to 188 tonnes in 2020/21

Council also operates three waste transfer facilities at Burra, Eudunda and Hallett accepting waste types such as household, building, steel, green waste, e-waste and chemical drums under the DRUMmuster program.

In the coming financial year, Council will be investigating a review of current waste and disposal practices with the aim of developing a waste strategy in line with The Legatus Group 2021-2026 Legatus Group Waste and Resources Recovery Strategy (WRRS) and Action Plan, aiming to achieve a 30% diversion from landfill.

Objective 28 - Increase awareness of the importance of our Cornish Mining Heritage and our aim for World Heritage Status ✓



PROCEEDINGS
of the
26th ANNUAL CONFERENCE



Burra, South Australia
18-25 September 2022

AUSTRALASIAN MINING HISTORY ASSOCIATION CONFERENCE

The Australasian Mining History Association Conference will be held in Burra from 19 – 23 September 2022 (postponed from 2021).

This event will entice approximately 70 people with an interest in Cornish mining history, bringing fantastic exposure for the region. Attendees will be completing a self-guided tour of the Burra Heritage Passport.

The conference will open with a reception in the Town Hall on Sunday 18th September at 6.00pm – all members welcome to attend. Mayor Peter Matthey OAM Mayor will conduct the welcome address and Council will also be contributing \$1500 towards the catering on the night.

WORLD HERITAGE NOMINATION

Council has continued its work on a World Heritage nomination of the Burra and Moonta Cornish Mining sites.

Barry Gamble (World Heritage Advisor) is now re-commencing work on the outstanding Universal Values. In late 2022 Council will launch an information session with the community aimed at gathering feedback and community sentiment in relation to a World Heritage bid.

Page intentionally left blank.

Pillar Five:

Community Assets & Infrastructure

A planned & funded Infrastructure & Asset Management Program that is linked to the goals of this plan and supports the long-term financial sustainability of Council

\$2,764,496



ALLOCATED TO TRANSPORT
INFRASTRUCTURE

\$6,354,457



EXTERNAL FUNDING RECEIVED

96.98 km



RESHEETING WORK COMPLETED

121,904 tonnes



OF RUBBLE

\$21,861



ALLOCATED TO COMMUNITY
FURNITURE & FITTINGS

1,012



MINOR WORKS REQUESTS RECEIVED

Metrics

Asset condition rating

Number of kilometres of roads upgraded

Incidence of flooding/drought in sensitive areas

Level of external funding obtained for infrastructure projects

Level of rationalisation or sharing of retained community resources

Objective 29

Implement Council's Infrastructure and Asset Management Plan and keep the community informed.

Objective 30

Continue to develop and implement the Stormwater Management Plans.

Objective 31

In collaboration with the community identify core community assets to be retained, maintained, managed and improved for community use.

Objective 32

Encourage shared use of facilities for increased community use such as sporting, recreation and community buildings and grounds.

Objective 33

Continue to seek additional funding for the development and/ or renewal of essential infrastructure.

Objective 34

Investigate resource sharing with other Councils.

Objective 29 - Implement Council's Infrastructure and Asset Management Plan and keep the community informed. ✓

TRANSPORT INFRASTRUCTURE

Transport Infrastructure

Floodway – Mosey Rd	\$84,158
Floodway – Andrews Rd	\$423,661
Footpath renewal – Commercial St, Robertstown.....	\$3,154
Pedestrian Crossing – Morehead/West St, Burra.....	\$54,312
Repave – Nab to Art Gallery Burra	\$167,548
Goyder line signs – replacement.....	\$3,962
Re Sheet – Rural and Township Roads - 97km.....	\$2,027,701
Total:	\$2,764,496

RESHEETING PROGRAM

Council completed approximately 96.98km of resheeting works requiring 110,000 tonnes of rubble. Some of the larger resheeting projects included;

- Anlaby Road 3.9 Km, from Hansborough Road to Council Boundary
- Bower Boundary Road 5.1 Km, from Bower Dam Road to Kading Road.
- Canowie Belt Road 3.4 Km, Whyte Road to Mt Sly Road
- Days Road 3.9 Km, from Booborowie Road to Council Boundary
- Koonoona Road 11.9 Km, from Barrier Highway to Burra Road
- Stock Route Road 5.3Km, from Frankton Road to Sutherlands, and Eagle Road to May Road

MINOR WORKS REQUESTS

For the 2021/22 year the Technical Services Department investigated and over 1000 Minor Works Requests from the community and council partners. Works requests included road, footpath & crossover repairs, storm damage repairs, road grading requests, kerbside bin deliveries and repairs, weed spraying, tree trimming, parks & reserves maintenance and various other minor works.

HEAVY VEHICLE ACCESS

Council has continued upgrading the gazetted commodity route network in conjunction with resheeting works throughout the year.

Typical improvements can be categorised as follows:

- Minimum pavement width of 7m
- Improvement of intersection radii
- Removal of vegetation improving clearances and/or sight distances
- Installation of intersection signage

The improvement works are scheduled to coincide with programmed resheeting works.

Roads addressed under the 2021/22 program include:

- Bower Road
- Bower Boundary Road
- Merino Rd
- Neales Rd
- Sunshine Rd
- White Rd

Council has now completed a full road network assessment to identify the suitability any other roads not currently gazetted that may be suitable to included in the 26m Commodity Route network. A review of the road network to include any additional roads is anticipated in 2023.

ROADS TO RECOVERY

Council received a total of \$685,169 in 2021/22 for Roads to Recovery funded Projects and allocated this funding to the following projects:

- Drainage and earthworks – Booborowie Rd, Canowie - \$185,000
- Re sheeting, drainage and earthworks – Bower Boundary Road, Bower - \$125,000
- Re sheeting, drainage and earthworks – Koonoona Rd, Koonoona - \$310,169
- Re sheeting, drainage and earthworks – Ngapala Rd, Ngapala - \$65,000

ROUTINE TECHNICAL SERVICES FUNCTIONS

- Annual weed spraying & roadside slashing program
- Annual septic desludging program
- Burra passport sites maintenance
- Cemetery Management
- Assessment of Heavy vehicle access requests
- Parks, Gardens & playground maintenance

LOCAL ROADS COMMUNITY INFRASTRUCTURE PROJECTS PHASE 1

In 2020/21 Council was awarded \$767,234 as part of the Federal Government Local Roads Community Infrastructure Phase 1. In September 2021 the federal government announced an extension of time for the completion of phase 1 to the 30th June 2022 and all of the projects were completed on time.

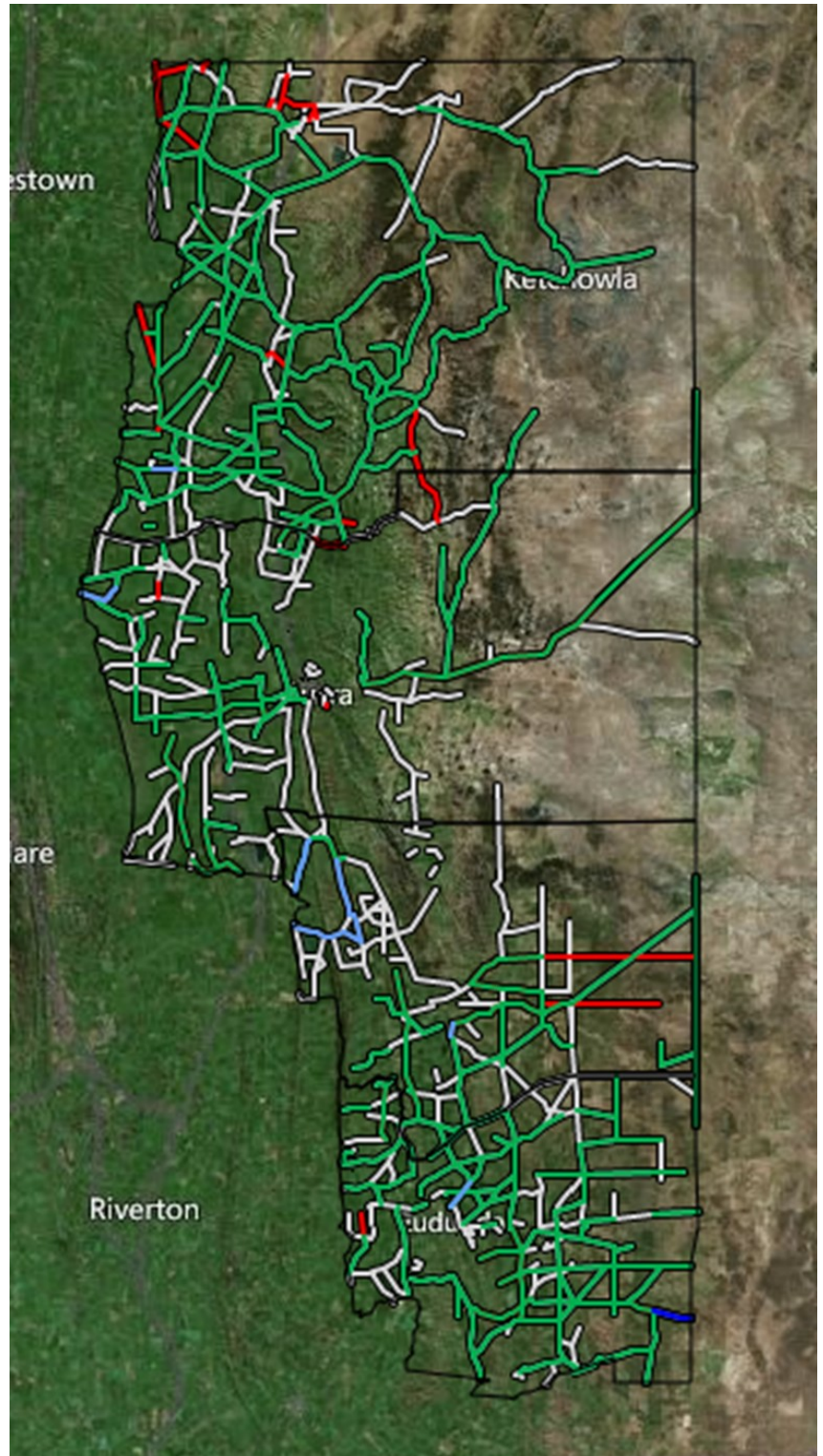
In 2021/22 Council was awarded \$621,632 as part of the Federal Government Local Roads Community Infrastructure Phase 2. As at the 30th June 2022, 55% of the projects were complete with a revised completion date of the 30th September 2022.

PATROL GRADING PROGRAM

A challenging year for routine road maintenance activities. Whilst the prolonged wet has been welcomed, it has been difficult for patrol grading with limited suitable conditions in between wet spells. Grading has continued well into October 2022, which is unusual however has provided additional opportunities to complete grading works.

Routine fire track maintenance grading was carried out late September through to early November.

Council has continued to develop the grading mapping tool. It has proven to be an excellent way of prioritizing necessary works and capturing maintenance history on an individual road level, and reporting any additional works required identified by operators.



Patrol Grading Map 2022

JULIA RD

An engineering assessment of the road bridge on Julia Road, located on the southern extent of the Hampden settlement, recommended that a 10 ton load limit be put in place due to the structural condition of the bridge. A temporary heavy vehicle detour was established via Nash Road to continue heavy vehicle movements through the Julia area whilst a solution was scoped and costed. Ultimately, the most cost effective solution was to infill the existing rail corridor to establish the road way, eliminating any mass restrictions for heavy vehicles. Approximately 9000 tons of material was required to be imported to fill the rail corridor.



Hampden Bridge with 10 ton mass limit in place



Northern bridge support, corridor prior to works



Works infilling the rail corridor

FLOODWAYS

Four floodways were constructed in the 2021/22 financial year

- Eastern Rd
- Kimbo Road
- Mosey Road
- Reilly Rd



Eastern Road



Reilly Rd

FLOOD DAMAGE

Eudunda Township and District were subject to two flooding events during the financial year, firstly in Oct 2021 and again in March 2022. In both events, significant stormwater runoff inundated parts of the township, particularly Bruce St with a number of business and dwellings impacted by stormwater.

Council has completed several stormwater mitigation works around the township over the last 10 years however Council has identified the need for a broader stormwater management plan for the township. Council will investigate funding opportunities to assist with this body of work in the coming financial year.

Burra was impacted by an event in Nov 2021 with localised areas of flooding in the township. Council has budgeted for stormwater, and kerb and water table works to address priority issues in the coming financial year.



Lloyd St, Eudunda



Bruce St, Eudunda

Objective 31 - In collaboration with the community identify core community assets to be retained, maintained, managed and improved ✓
for community use.

UPGRADING COMMUNITY ASSETS

Major projects completed during the year include:

Buildings

- Robertstown Tennis Club - Public Toilets \$96,318
- Eudunda Sports Club – council contribution to Public Toilet..... \$50,000
- Booborowie Hall – Kitchen Upgrade..... \$44,140
- Eudunda Caravan Park - Extension and Camp Kitchen \$15,830
- Morphett’s Engine House Toilet Block Refurbishment \$16,919
- Point Pass Oval changerooms upgrade \$6,000
- Paxton Square Cottages – Bathroom upgrades cottages 1-10,12-32 \$83,098
- Paxton Square Cottages – Kitchen upgrades cottages 1-10, 30-33..... \$114,724

Furniture & Fittings

- Burra Caravan Park – Commercial stack washer/dryer \$8,405
- Paxton Square Cottages – Commercial stack washer/dryer..... \$8,150
- Digital Level..... \$4,314
- Backup NAS – Server..... \$5,410
- Burra Council Chambers – audio visual upgrade \$72,887
- Paxton Square Function Centre – replacement lounges (insurance claim) \$3,899
- Farrell Flat Hall – Solar panels \$5,750
- Burra Council Office – Replacement air conditioner \$4,875
- Eudunda Show Hall – Electrical upgrade..... \$3,236
- Eudunda Sports Club – Blinds \$8,000

Sport & Recreation & Community Amenities

- Burra Walking Trail \$119,655
- Eudunda Walking Trail – Ward St \$10,142
- Hampden Rail Corridor Infill..... \$292,041
- Eudunda – Street bin replacement \$9,437
- Eudunda Dog Park construction..... \$10,583
- Hallett Cemetery Niche Wall..... \$17,545
- Eudunda Oval – fencing \$9,720
- Burra Creek Bore power upgrades..... \$18,211
- Eudunda Oval – Irrigation storage tank upgrade..... \$110,857
- Paxton Square Cottages – fencing and gates..... \$3,685
- Paxton Square Cottages – stone entrance wall \$10,272
- Robertstown Oval Playground – fencing \$18,273
- Burra Golf Club irrigation upgrade \$28,000
- Hallett Community Hub – replacement pump \$8,500
- Market Square Burra – flagpole..... \$3,463
- Booborowie Oval – shade sail \$5,850
- Hallett pool – shade sail \$5,957
- Eudunda – Nicholson Reserve – shelter and park furniture..... \$23,676

Community Wastewater Management Schemes

- Burra upgrades – Motel Pump station replacement pump \$7,590
- Eudunda upgrades – replacement lift pumps..... \$16,220

Transport Infrastructure

- Floodway – Mosey Rd \$84,158
- Floodway – Andrews Rd \$423,661
- Footpath renewal – Commercial St, Robertstown..... \$3,154
- Pedestrian Crossing – Morehead/West St, Burra..... \$54,312
- Repave – Nab to Art Gallery Burra..... \$167,548
- Goyder line signs – replacement \$3,962
- Re Sheet – Rural and Township Roads - 97km..... \$2,027,701

Plant & Equipment

- Forklift – All terrain..... \$25,810
- Trailer – Dolly – Tandem axle..... \$34,401
- Burra Caravan Park – Mower, hedge trimmer, brush cutter and blower..... \$1,905
- Oil Recovery Equipment \$2,269
- Generator 8kva \$2,628
- Compressor \$2,295

Objective 32 - Encourage shared use of facilities for increased community use such as sporting, recreation and community buildings and grounds



SHARED RESOURCES AND FACILITIES

One of the pillars of the ORSR Club of the Future program is shared resources and facilities. Clubs and groups were supported across the council region in short, medium and long-term planning for infrastructure needs. There are a number of great examples of clubs with shared usage across our region.

Some examples include the Burra Dog Obedience Club, and Burra Tennis Club, in further developing and upgrading their shared facilities. The Eudunda Sporting Club Inc. continues to provide a good example of shared use through their substantially upgraded space, and serves as a hub for multiple clubs, community groups and as a venue space. The Hallett Community Hub, and Hallett Community Sports Association is another example of what can be achieved when sports and community groups work together to develop their local infrastructure, with a focus on community.

The sport and recreation role supported the co-development of planning documents for Goyder Sporting Hub, in preparation for further community consultation. This has a strong emphasis on the shared use of facilities between sport and recreation clubs and groups; and creating a community hub available for use beyond sport. The planning is a critical step in progressing any future potential developments.

Objective 33 - Continue to seek additional funding for the development and/ or renewal of essential infrastructure



EXTERNAL GRANT FUNDING SUCCESS

Objective 34 - Investigate resource sharing with other Councils.



Council currently utilizes resource sharing with:

- Dog and Cat Management
- Regional Assessment Panel
- LEGATUS

Page intentionally left blank.

Pillar Six:

Leading the Way

*Strong leadership through a cohesive,
effective team.*

48



TOTAL EMPLOYEES

87429



TOTAL HOURS WORKED

12



NEW EMPLOYEES ENGAGED

23



FEMALE EMPLOYEES

25



MALE EMPLOYEES

\$20,834



EMPLOYEE TRAINING

41



ACCIDENT & INCIDENT
REPORTS

30



DAYS OF LOST WORK TIME DUE TO
WORKPLACE INJURIES

Metrics

Community perception of customer service (Council survey or participation in LGA Customer Satisfaction Survey)

Annual staff turnover of between 2.5% and 5%

Number of staff trained in essential skills and undertaking professional development

Number of Elected Members in essential skills and undertaking professional development

Performance review and development processes for Staff

Performance review and development processes conducted for Councillors

Data provided in Annual Report that demonstrates level of progress towards outcomes in this Plan

Objective 35

Maintain a rating strategy that reinforces the goals of this plan.

Objective 36

Manage human resources effectively so that staff have the skills, attitudes and knowledge they need to provide consistent, high quality services and to fulfil their roles.

Objective 37

Support our Elected Body by providing opportunities to enhance their roles in the community.

Objective 38

Continue to review and strengthen customer service protocols

Objective 39

Utilise the Legatus Group to advocate on behalf of Council and the region for legislative change on matters of common interest.

Objective 40

Utilise the LGASA to implement government policy and procedure to reduce risk to Council's operations.

Rewarding years of service in Local Government



Tammy Leibhardt

Property & Assessment Officer



Jamie Pollard

Maintenance Officer



Henry Lunn

Plant Operator/General Hand

Objective 35 - Maintain a rating strategy that reinforces the goals of this plan. ✓

COUNCIL'S AUDITOR

Council appointed Ian McDonald of Creative Auditing as its external auditor for a five year period commencing 1st July 2017 until 30th June 2022. During the 2021/22 period Council paid Creative Auditing \$6,000 to complete the audit for the 2020/21 financial year and \$6,000 to complete the preliminary audit for the 2021/22 financial year. No additional activities were undertaken by Creative Auditing during the 2021/22 financial year.

In February 2022 the Committee reviewed the Tender Document for the Provision of External Audit Services to Council for the five year period commencing 1st July 2022. In April 2022 the Committee reviewed the three submissions and recommended to Council that Dean Newbery be appointed. At the April 2022 Council Meeting Council endorsed the Audit Committees recommendation and Dean Newbery and Partners were appointed as Council's External Auditors for the five year period commencing 1st July 2022.

RATES

Capital Valuations throughout the Council area increased by 7.50% for the period 1st July 2020 to 31st May 2021. The rural areas increased 8.86% and the urban areas increased 0.57%. Council considered the impact of the Nil increase in general rate revenue on Council income in the previous two financial years 2019/20 and 2020/21 and the decrease in Grants Commission Funding in 2020/21 and set a general rate revenue increase of 4.5% for the 2021/22 financial year. In 2021/22 the rate burden was distributed 70% rural and 30% urban compared to the 2012 Rate Review Report of two thirds rural, one third urban. The fixed charge per rateable assessment dropped to \$150 in 2015/16 and this charge remains the same for the 2021/22 financial year which is less than the \$300 per assessment contained in the 2012 Rate Review Report. Council consider this a prudent move in order to alleviate the rate pressure on the owners of low value properties, and to achieve greater equity in the rate distribution. Council considered the 2012 Rating Review Report recommendations of attaining rate parity between Burra and Eudunda townships by 2015/16 and this was achieved within the required timeframe.

Objective 36 - Manage human resources effectively so that staff have the skills, attitudes and knowledge they need to provide consistent, high quality services and to fulfil their roles. ✓

OUR EMPLOYEES

Administration employees are employed under a Municipal Officers Enterprise Agreement. The Agreement is valid from 7 June 2021 to 1 July 2024.

Infrastructure & Technical Services employees are covered by a Local Government Enterprise Agreement which was negotiated in consultation with the Australian Workers Union. This Agreement is valid from 24 September 2021 to 30 June 2024.

Employees not engaged under the above Enterprise Agreements are employed under various Local Government Awards, Cleaner Awards or are subject to contractual arrangements.

All staff salaries and allowances are recorded in the Register of Salaries, which is available for inspection at Council's Principal Office at 1 Market Square, Burra.

TRAINING & DEVELOPMENT

Schedule 4, clause 2(d) requires information to be included about the implementation of equal employment programs, and other human resource management or development programs (Cross reference to section 107)

Our people are our most important asset and their contributions and commitment is directly related to the Council's success. Therefore, by supporting, developing and investing in its people by maintaining a positive work environment, the Regional Council of Goyder improves the delivery of quality, responsive services in accordance with its strategic direction and its obligations under Clause 107 of the Local Government Act 1999.

Council staff members participate in a variety of training and development activities, both general and role specific. Many of these programs are provided by, or in conjunction with, the Local Government Association. Training and development is a vital key to maintaining effective Council processes and maintaining a safe environment for staff and the community.

Staff members using machinery or equipment in their role at Council receive extensive training to ensure safe and responsible operations. Council is proud of its skilled and experienced workforce, and makes further training and development opportunities available where needed.

The Regional Council of Goyder provides training and development opportunities for its employees to ensure that they are able to fulfil the requirements of their roles and meet the needs of the community. Employees are encouraged to take advantage of Council's comprehensive training programs that are supported by annual budget allocations.

Professional development is also encouraged utilising a range of accredited training and education providers. Much is learnt on the job and through encouragement ensures that skills are developed, and retained, within the organisation.

In addition, staff were again supported in the commencement or continuation of their studies. Council also supports employee's requests to attend professional conferences within their respective disciplines, which ensures that they maintain their professional accreditation, develop their knowledge and network with their peers.

The Regional Council of Goyder provides training and development opportunities for all of its employees to ensure that they are able to fulfil the requirements of their roles and meet the needs and expectations of the community. Employees are encouraged to take advantage of council's various training programs that are supported by annual budget allocations.

Council staff enjoyed a very wide variety of training including;

- Return to Work Training for Managers & Supervisors
- Return to Work Training for Internal RTW Coordinators/Internal Claims Coordinators
- Finding the Positives
- Local Government & You
- Made to Measure
- First Aid
- Driver Safety Series
- Manual Handling & Ergonomics
- Workzone Traffic Management
- Australian Tourism Data Warehouse
- Skytrust Basics
- Working in the Heat
- In-House Management Education Series
- Professional Network Forums
- Local Government Professionals
- Zone Emergency Management Symposium

EQUAL OPPORTUNITY

Council and the Senior Management Team are committed to the principles of Equal Opportunity (EO).

During the past year Council has continued to commit to providing a workplace for staff which is free of all forms of inappropriate behaviour.

Our aim is to ensure fairness and equity in our organisation where the rights of individuals are upheld and everyone is treated with respect, fairness, equity and dignity.

Selection of individuals for employment, promotion or advancement, training and staff development will be on the basis of professional merit, in fair and open competition according to the selection criteria, relevant/appropriate qualifications and knowledge relevant to the position.

Inappropriate behaviour includes harassment, workplace bullying, discrimination, occupational violence and victimisation, which are all unacceptable and illegal and any complaint will be treated with the utmost seriousness.

Council's Enterprise Bargaining Agreements provide a range of family friendly benefits and flexible working arrangements acknowledging our commitment to being a family friendly workplace.

SENIOR OFFICERS

As at the 30th June 2021, Council had three Senior Officers under the provisions of the Local Government Act 1999.

The Chief Executive Officer's is full time employed. The total remuneration package includes, salary, superannuation, plus a fully maintained vehicle under a five (5) year contract.

The Director of Finance is full time employed. The total remuneration package includes, salary and superannuation paid in accordance with Council's Enterprise Bargaining Agreement plus a vehicle allowance.

The Director of Infrastructure & Technical Services is full time employed. The total remuneration package includes, salary, superannuation paid in accordance with Council's Enterprise Bargaining Agreement plus a fully maintained vehicle.

The Senior Officers combine to create the Senior Management Team.

EMERGENCY MANAGEMENT

Councils play an important role in the prevention of and preparedness for emergency events. This reduces the level of risk that our communities are exposed to, and improves disaster response and recovery timelines.

Most of Council's contributions to emergency management actually happens outside of emergency events through everyday business activities in areas such as asset management, environmental health, land use planning, community development and risk management.

Working with the Zone Emergency Management Committee (ZEMC) in the Mid North and Yorke Peninsula, Council is embarking on further implementing strategies to combat the identified regional risks developed under the National Emergency Risk Assessment Guidelines (NERAG).

ACCIDENTS / INCIDENTS

During the financial year of 2021/22 Council received 41 Accident & Incident Reports through the WHS system resulting in 100% compliance with reporting and investigation performance measures as set by senior management.

Whilst this figure is 3 more than 2020/21, it demonstrates a good WHS reporting culture.

WHS reporting provides Council with a really important lead indicator safety data with hazards, property damage and near misses in council operations. The analysis of this data highlights where an injury in the workplace could have occurred, but didn't (lead indicator), or where a near miss or injury did occur (lag indicator) that requires further investigation and system development to reduce the risk of injury.

WORKERS COMPENSATION / RETURN TO WORK

In 2021/22, Council had three Workers Compensation claims lodged, with one being accepted and two claims rejected as not claimable injuries, amounting to a total of 30 days (230 hours) of lost work time due to workplace injuries.

The cost of claims was \$6,888 which is significantly lower than previous years. Goyder's Rebate Penalty compliance levels sit at 14.85%.

LOCAL GOVERNMENT ASSOCIATION WORK COVER SCHEME

The Risk Evaluation actions for 21/22 were signed off at 76% completion.

A new risk Evaluation was held at the end of 2021 with 24 actions to complete which have all been completed (100%) This is a big improvement from previous years.



Objective 37 - Support our Elected Body by providing opportunities to



COUNCILLOR REPRESENTATION ON COMMITTEES & BOARDS

Member	Committees & Boards
Mayor Peter Matthey	Audit Committee
	Chief Executive Officer Performance Management Panel
	Executive Committee
	Local Government Association Board of Directors
	Robertstown Deeds of Trust Committee
	South Australian Regional Organisation of Councils
Deputy Mayor John Neal	Legatus Group
	Chief Executive officer Performance Management Panel
	Executive Committee
	Goyder Fire Prevention Advisory Committee
	Goyder Education Foundation Inc.
	Native Vegetation Council Committee
Jane Kellock	Lavender Trail Committee
	Eastern Areas Drought Committee
	Audit Committee
	Chief Executive Officer Performance Management Panel
Heidi Thompson	Goyder Education Foundation Inc.
	Burra & Districts Country Fire Service Group
	Lower North Health Advisory Council
	Goyder Youth Advisory Committee
Peter Schiller	Mid North Community Passenger Network
	Nil
William Gebhardt	Audit Committee
	Chief Executive Officer Performance Management Panel
	Goyder Fire Prevention Advisory Committee
Debbie Hibbert	Burra & Community Sports Hub
	Council Assessment Panel
	Goyder Youth Advisory Committee

COUNCILLOR DEPUTATIONS

Meeting Date	Deputation
16/11/2021	Legatus Group Ltd
16/11/2021	Tonkin Consulting
19/06/2022	Regional Development Australia Yorke & Mid North

Objective 38 - Continue to review and strengthen customer service



- Council have initiated an electronic sign-in/sign-out process via a dedicated iPad to streamline entry/exit and fire safety protocols.
- The Customer Service Team continue to provide information in various formats from website, newsletters, face to face notice boards, email, telephone, social media etc.

HEALTH & WELLBEING

The Regional Council of Goyder aims to provide and promote a healthy and safe working environment by offering our Healthy Lifestyle Program.

The program is mostly run by Corporate Health Group (CHG) consultants and is made available to all staff which includes general health assessments, fitness tests and skin cancer checks .



A healthy cooking demonstration was conducted by CHG’s dietitians, focussing on healthy and simple food that is easy to prepare. The basic principle of this demonstration was to provide staff with the knowledge that healthy food can be cooked in a variety of ways and still taste great. Employees learnt basic tips and tricks to utilise in their daily cooking to improve their diet.

Further to the above, staff have access to CHG’s Employee Assistance Program. This is a confidential professional counselling service where employees can discuss concerns and events with a professional, develop a management plan to positively move forward and understand emotions and feelings relating to experiences.

Council also offer first aid, training eye and hearing testing, influenza and hepatitis vaccinations as well as heat stress training and drive

RECORDS MANAGEMENT

Records Management encompasses the care and control of records from their receipt or creation to either ultimate destruction or retention as an archive. Records are a vital aspect of Council business.

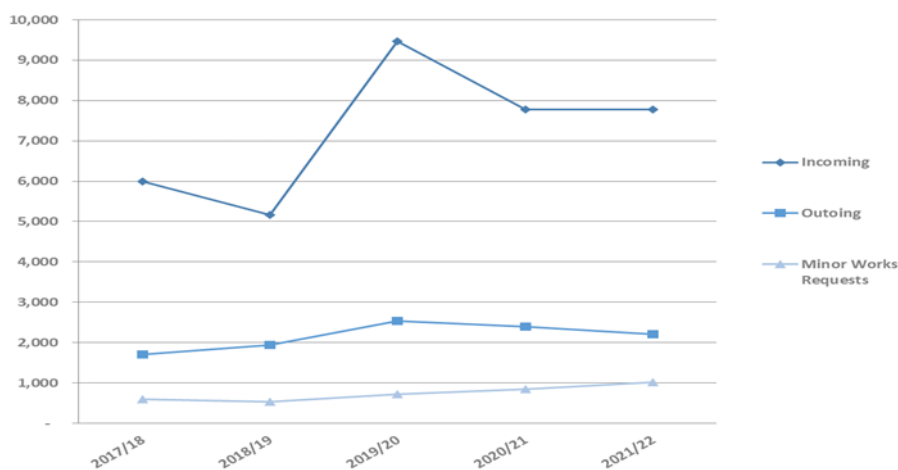
The ability to effectively manage and maintain them has become an important function of Council in order to ensure all records can meet any legal, evidential, fiscal, accountabilities and legislative requirements.

An ongoing records management project is in place which will ensure that substantial improvements continue to be made in Council’s record keeping practices and will assist Council to reach compliance with the State Records Act 1997 and various standards and guidelines issued by State Records.

In 2021/22 incoming records from all sources was 7,776 – a 30% increase on the base year of 2017/18 being 5,991 items. Outgoing records in 2021/22 from all sources was 2,214 – a 30% increase on the base year of 2017/18 being 1,708 items.

Council has multiple avenues to log minor works requests including phone, website, mail and over the counter at the Burra and Eudunda Council Offices. In 2021/22 incoming minor works requests from all sources was 1,012 – a 71% increase on the base year of 2017/18 being 593 items.

RECORDS STATISTICS



Objective 39 - Utilise the Legatus Group to advocate on behalf of Council and the region for legislative change on matters of common interest. ✓

ADVOCACY

The Legatus Group is the regional subsidiary established under the Local Government Act 1999 for the purpose of advocating and representing its constituent Councils at a regional Level. Council worked closely with the Legatus Group with the Regional Council of Goyder Mayor Peter Matthey OAM representing Council as the Chair of the Legatus Group for the 2019 – 2020 financial year.

In 2019 – 2020 the Legatus Group advocated on behalf of its constituent Councils on a number of important regional issues including but not limited to;

Drought – The Legatus Group considered the formation of a working group between the Yorke and Mid North Alliance and Regional Development Australia Barossa, Light, Gawler, Adelaide Plains and Far North to discuss the identification and prioritising of regional strategic projects. This included corresponding with Hon. David Littleproud MP Minister for Water Resources, Drought, Rural Finance, Natural Disaster and Emergency Management acknowledging the support from the Australian Government for the Drought Communities Programme and outlining support for the Future Drought Fund and the role that Local Government can provide.

Planning Reform – The Legatus Group wrote to the State Planning Commission highlighting inadequacies on the new 'Code' including the limited consultation period and the request for an extension. A copy of this correspondence was also forwarded to the Minister for Planning Stephan Knoll MP and all State Members of Parliament that represent the Legatus Group of Councils.

Community Wellbeing – The Legatus Group supported in partnership with Goyder, Orroroo Carrieton, Peterborough, Flinders Ranges, Northern Areas, Mount Remarkable and Port Pirie a community wellbeing project at a cost of up to \$100,000.

Rating Equity – The Legatus Group published the February 2020 report by AEC titled Rating Equity in South Australia and the Financial Impacts on Local Government's Ability to Support Growth and supported the approach by the South Australian Regional Organisation of Council's to seek a commitment from the State Government to work with local Government on amendments to rating policy with regards to electricity generators (solar, wind farms).

Climate Change Sector Agreement – The Legatus Group committed to working with the Yorke and Mid North Regional Development Australia in developing a new Climate Change Sector Agreement.

Visitor Information Centres – The Legatus Group established the Legatus Group Visitor Information Services Advisory Group. The focus of this group is to identify gaps and ways to add value to centres over the next five (5) years and assist with identifying areas for regional projects and funding. The group will also focus on the use of digital, physical assets and volunteer resources that will provide a mechanism for strengthening connections across the region.

Waste Strategy – The Legatus Group supported an allocation of funding to Green Industries SA to develop a Legatus Group Regional Waste Action Plan to follow on from the SA Regional Waste management Strategy and provide an update of the Central Local Government Regions Waste Strategy 2014 – 2020.

Objective 40 - Utilise the LGASA to implement government policy and procedure to reduce risk to Council's operations. ✓

As noted throughout this document

Governance

Registers

Under schedule 4 cl. (b) of the Local Government Act 1999, Council must provide a list of registers that are maintained by Council.

- Members Register of Interests - section 68
- Members Register of Allowances and Benefits – section 79
- Officers Register of Salaries – section 105
- Officers Register of Interests – section 116
- Register of Fees & Charges – section 188
- Register of Community Land – section 207
- Register of Public Roads – 231

These documents are available on Council's website www.goyder.sa.gov.au or can be made available for viewing at the public office of Council.

Codes of Conduct

Under schedule 4 cl. (c) of the Local Government Act 1999, Council must maintain and provide a list of Codes of Conduct

- Code of Conduct for Elected Members – section 63
- Code of Practice for Access to Council Meetings and Documents – section 92
- Employee Code of Conduct – section 110
- Code of Practice for Meeting Procedures – regulation 6

These documents are available on Council's website www.goyder.sa.gov.au or can be made available for viewing at the public office of Council.

Internal Reviews

Under section 270 of the Local Government Act 1999, Council must, on an annual basis, initiate and consider a report that relates to –

- a. The number of applications for review under this section; and
- b. The kinds of matters to which the applications relate; and
- c. The outcome of applications under this section; and
- d. Such other matters as may be prescribed by the regulations

Freedom of Information

Under schedule 4 cl. 1(gb) of the Local Government Act 1999, Councils are required to report on Freedom of Information (FOI) Applications received under section 13 of the Freedom of Information Act 1991.

Nil (o) FOI applications were received.

Confidentiality

Under regulation 35(1) of the Local Government Act (General) Regulations 2013 for the purposes of schedule 4, cl. 1(ga) of the Local Government Act 1999, Council must report on the Council's and Council committee's use of sections 90(2), 90(3) and 91(7).

6 orders were made under section 90(2), section 90(3) and section 91(7) of the Act.

- 6.9.2021—Organisation Restructure (a)(e)(c) *release*
- 16.11.2021—Electric Vehicle Charging Network (a)(e)(f) *release*
- 19.4.2021—Potential Surplus Asset Disposal (a)(e)(f) *release*
- 17.5.2022 - Native Title (f)(g)(i) *placed back into confidence*
- 17.5.2022—ESCOSA Submission (j) *placed back into confidence*
- 21.6.2022—DRAFT LGA Training Standards for Councillors Submission of (j) *placed back into confidence*

The following orders were made prior to 1 July 2019;

- 17.10.2017 – Ombudsman SA Council Assets (a)(e)(f) *placed back into confidence*
- 21.11.2017 – Ombudsman SA Council Assets (g)(k) *placed back into confidence*
- 19.12.2017 – Ombudsman SA Council Assets (e)(g)(k) *placed back into confidence*
- 20.03.2018 – Commercial Project (d)(i)(ii) *placed back into confidence*
- 15.05.2018 – Ombudsman SA Council Assets (j)(i)(ii) *placed back into confidence*
- 15/10/19 - Commercial Project (d)(i)(ii) *placed back into confidence*
- 17/09/19 - Lot 3 Barrier Highway (d)(i)(ii) *placed back into confidence*

Tendering & Procurement

Under schedule 4 cl. 2(b) of the Local Government Act 1999, Council is required to report on the extent to which activities of the council have been subjected to competitive tender or other measures to ensure services are delivered cost-effectively, and the extent (if any) to which the Council has pursued policies for purchasing local goods and services.

We are committed to ensuring that our competitive tendering activities provide best value to our community and are undertaken in an open, honest and accountable manner. All tendering is managed in accordance with Councils Procurement Policy.

Council has regard to the following principles in its acquisition of good and services;

- Encouragement of open and effective competition
- Obtaining value for money
- Probity, ethical behavior and fair dealing
- Accountability, transparency and reporting
- Enduring compliance with all relevant legislation
- Encouragement and development of competitive local business and industry
- Where the evaluation criteria are comparable, Council may consider the following:
 - * The creation of local employment opportunities
 - * Increased availability of local service support
 - * Increased convenience with communications with the supplier for contract management
 - * Economic growth within the local area
 - * Benefit to Council of associated local commercial transaction
 - * The short and long term impact of the procurement on local business
 - * A recommended 10% price differential – up to a maximum of \$5,000 (ex GST) be considered when assessing the procurement of goods and service sourced from a local supplier with its principal place of business based in the Council region
 - * Environmental protection
 - * Provide leadership business, industry and the community in promoting the use of environmental sensitive goods and services and Work Health & Safety
 - * Insurance and indemnities

Council's procurement policy is reviewed annually and Council encourages the application of local businesses to its list of preferred contractors.

The policy and preferred contractor process are available on Council's website www.goyder.sa.gov.au.

Representation Quota

Schedule 4, cl. 1(h) requires a statement to be included in the annual report about;

Council's representation quota

Average representation quota for councils of a similar size and type (taking into account various factors prescribed by regulations if any)

timing of next representation review as prescribed in section 12(4)

Council conducted their last representation review in December 2021. It was recommended that there be a minor boundary amendment between the Burra & Hallett Wards to increase the number of electors in the Hallett Ward and a minor amendment to the boundary between Eudunda & Robertstown to increase the number of electors in the Hallett Ward & the Robertstown Ward so that they comply with the specified 10% quota tolerance limit. The review proposed no other changes.

The next review is scheduled to be completed in 2028 – 2029 however; this might change due to current Local Government Reforms taking place.

Council	Electors	Total Members Including the Mayor	Quota
Goyder	2,985	7	426
Northern Areas	3,509	9	389
Lower Eyre Peninsula	3,940	7	562
Kangaroo Island	3,617	10	361
Coorong	3,900	9	433

Year	Electors	Total Members Including the Mayor	Quota
December 2021	2,985	7	426
February 2021	2,998	7	428
February 2020	3,209	7	458
February 2019	3,024	7	432
February 2018	3,061	7	437
February 2017	3,072	7	438

Council Meeting Attendance

Councillor	Council Meetings Attended
Mattey	14
Kellock	13
Neal	14
Gebhardt	14
Thompson	6
Schiller	14
Hibbert	14

Committees

Statutory & Prescribed

Audit Committee

Council's Audit Committee consists of 5 members, being:

- 1) Independent Chairperson – Dafydd Llewelyn,
- 2) Independent Member – Ian Swan, and
- 3) Three Council Members – Mayor Peter Matthey, Councillor Jane Kellock and Councillor William Gebhardt.

The members are appointed for the term of the current Council – expiring November 2022.

Council's audit committee met 4 times during the 2021/22 financial year, being: September and November 2021, and February and April 2022 (minimum requirement is 4 times per year).

In September 2021 the Committee reviewed and endorsed the 2020/21 Annual Financial Statements.

In February 2022 the Committee reviewed the conditions associated with funds held by Council in Trust and Trust Funds.

In April 2022 the Committee reviewed and endorsed the Draft Annual Business Plan and Budget 2022-23 and Ten Year Long Term Financial Plan 2022-32 as being suitable for public consultation.

The committee worked its way through a program of review of Council's Accounting, Financial and Assets Policies and risk frameworks and recommended changes to the following policies and plans:

- Asset Management Plan – Buildings
- Business Continuity Plan
- Council Corporate Credit Card Policy and Procedure
- CWMS Pricing Policy Statement
- Debt Recovery
- Disposal of Land and Assets
- Fees and Charges Policy
- Finance
- Fraud, Corruption, Misconduct and Maladministration
- Grants
- Hardship
- Procurement
- Prudential Management
- Rates
- Revenue and Financing
- Treasury

Goyder Building Fire Safety

Committee

Mr P. Harmer

Mr C. Paton

Mr J. Aggiss

Mr Q. Kessner

Building & Assets Officer

The Goyder Building Fire Safety Committee is charged with the responsibility for all matters arising which are of a building fire safety nature as required of the *Planning, Development & Infrastructure Act 2016* (and during the transition to the Act, the *Development Act 1993*).

Committees

Section 41

CEO Performance Review Panel

Cr. Matthey
Cr. Kellock
Cr. Gebhardt
Cr. Neal

Council is responsible for the appointment of the Chief Executive Officer, determining the Chief Executive Officers Performance Plan, remuneration and assessing the Chief Executive Officers performance against the plan. Council will carry out its functions relating to the appointment, remuneration and performance appraisal of the Chief Executive Officer in accordance with a number of the leading practice principles.

Executive Committee

Cr. Matthey
Cr. Neal
Chief Executive Officer

The Executive Committees role is to consider items of an urgent nature and report to Council with matters that need to be considered for recommendations or with reasons why action was taken.

Goyder Fire Prevention Advisory Committee

Cr. Gebhardt
Cr. Neal
Fire Prevention Officer
CFS Group Officers

The Goyder Fire Prevention Advisory Committee is formed to assist the Council Fire Prevention Officer to prepare, update and review the bushfire prevention plans, formulate guidelines for issuing permits within the Council region, provided

recommendations to Council and to carry out any other relevant functions assigned to the Committee by Council.

Goyder Youth Advisory Committee

Cr. Hibbert
Community Engagement Officer

The Goyder Youth Advisory Committee provides young people of the Council region a means of communicating with Council, providing an opportunity for genuine youth participation in the planning, implementation and evaluation of the Council's youth programs and services.

Robertstown Deeds of Trust Committee

Cr. Matthey
Cr. Neal (as the elected Council member for Robertstown)
Chief Executive Officer

The Robertstown Deeds of Trust Committee was formed for the purpose of managing and controlling the Robertstown Peace Hall and War Memorial Centre on behalf of and making recommendations to Council concerning the deeds of Trust.

Finance

The Annual Financial Statements for 2020/21 were audited during the March to September 2022 period without qualification by Council's Auditor – Ian McDonald of Creative Auditing. The five-year external audit services contract with Creative Auditing commenced on the 1st July 2017 and concluded with the audit of the 2021/22 Annual Financial Statements.

The 2021/22 financial year is the seventh year that Council's auditors are required to form an opinion on the effectiveness of Council's internal financial controls. Council finance procedures are continuously revised and documented, accounting functions streamlined, and reallocated and additional controls implemented to ensure a favourable opinion is formed. Internal audits are conducted on a monthly and quarterly basis and a biannual review is undertaken of the internal control framework which is submitted to the Audit Committee for review.

No revaluations occurred in the 2021/22 financial year. The next revaluations are scheduled for the 2023/24 financial year.

The ten year Long Term Financial Plan incorporating the Asset and Infrastructure Management Plans were revised and adopted by Council in June 2021 in conjunction with the 2021/22 Annual Business Plan and Annual Budget. The Long-Term Financial Plan is updated on an annual basis in conjunction with the Annual Business Plan and Annual Budget to reflect current council policies and changes in economic indicators. The 2022/32 Ten Year Long Term Financial Plan has been amended to reflect the reduction in Grants Commission Funding due to the revision of Council's road network lengths.

FINANCIAL IMPACT OF COVID-19 ON COUNCIL

The net cost of implementing COVID-19 protocols on Council operations, the lockdown in July 2021 and COVID leave payments to staff in 2021/22 was \$79,495 (\$40,864 in 2020/21, \$59,088 in 2019/20). Paxton Square Cottages, the Burra Caravan and Camping Park and the Burra and Goyder Visitors Centre were negatively impacted by the ten-week statewide shutdown from March to June 2020 but have bounced back significantly in 2021/22 with record revenue and tourist visitations.

SALE OF PROPERTIES FOR NON-PAYMENT OF RATES - SECTION 184 OF THE LOCAL GOVERNMENT ACT

No S184 auctions were conducted in 2021/22.

OUTSTANDING RATES AND CHARGES

The balance of outstanding rates and charges as at 30th June 2022 is \$590,360 compared to \$592,623 in 2021 and \$632,251 June 2020. This is a significant drop compared to the peak of \$733,373 in 2019.

LEGAL COSTS

Council incurred legal expenses of \$83,239 for the following functions and activities during the 2021/22 financial year.

Function	Financial Year	
	2021/22	2020/21
Administration	-	525
Human Resources	31,999	68,381
Representation Review	-	2,817
Compliance - Dog Management	-	3,442
Health	6,392	-
Planning	13,461	1,877
Planning Appeals	7,326	747
Planning - Regional Assessment Panel	-	625
Building	3,197	8,250
Roads Opening/Closing	5,708	5,422
COVID 19	15,157	-
	\$ 83,239	\$ 91,561

Review of 2021/22 Budget v's Actual Performance
Annual Budget: 01 July 2021 – 30 June 2022

Statement of Comprehensive Income

	Budget	Actual	Variance
<u>OPERATING : Income</u>			
Rates	6,061,671	6,070,118	8,447
Statutory Charges	107,292	126,712	19,420
User Charges	203,163	184,819	(18,344)
Grants	3,987,447	5,514,012	1,526,565
Investment Income	29,150	35,425	6,275
Reimbursement	180,011	193,458	13,447
Commercial Activity	967,278	1,172,213	204,935
Other Revenue	215,762	180,356	(35,406)
TOTAL	\$11,751,774	\$13,477,114	\$1,725,340
<u>OPERATING : Expenditure</u>			
Employee Costs	3,293,715	3,663,432	369,717
Contract, Materials & Other Expenses	4,830,956	4,777,228	(53,728)
Finance Charges	73,722	55,705	(18,017)
Depreciation	4,002,748	4,461,485	458,737
TOTAL	\$12,201,141	\$12,957,851	\$756,710
OPERATING SURPLUS/(DEFICIT)	(\$449,367)	\$519,263	\$968,630
<u>CAPITAL : Income</u>			
Grants	621,631	740,445	118,814
Asset Disposal	-	(302,315)	(302,315)
TOTAL	\$621,631	\$438,130	(\$183,501)
NET SURPLUS/(DEFICIT)	\$172,264	\$957,393	\$785,129

1. STATEMENT OF COMPREHENSIVE INCOME

Operating Surplus: The 2021/22 budget forecast an operating deficit of \$0.449M and a net surplus of \$0.172M. The actual operating deficit for 2021/22 was \$0.519M and the net surplus was \$0.957M.

- Operating Income – Actual \$13.477M - Adopted Budget \$11.752M - net variance of \$1.725M. The major sources of the actual variance compared to budget are:

Rates: Actual - \$6,070,118 - variance of \$8,447 greater than adopted budget

- Valuation objections \$3,587 less than budget and Department of Transport waste charges of \$2,836 greater than budget

Statutory Charges: Actual - \$126,712 - variance of \$19,420 greater than adopted budget

- Building and Planning fees - \$7,710 greater than budget due to increased portal charges
- Community Wastewater Management Fees - \$6,845 greater than budget due to additional waste water connections

User Charges: Actual - \$184,819 - variance of \$18,344 less than adopted budget

- Cemetery fees - \$11,869 less than budget due to decreased activity
- Bible Chapel income - \$12,300 less than budget due to COVID restrictions and marketing delays

Grants: Actual - \$5,514,012 - variance of \$1,526,565 greater than adopted budget

- Grants Commission – 2022/23 allocation of \$2,678,314 paid in 2021/22 and 2021/22 allocation paid in 2020/21

Investment Income: Actual \$35,425 - variance of \$6,275 greater than adopted budget

- Bank account and Local Government Finance Authority interest greater than budget due to larger than anticipated cash balance

Reimbursement: Actual \$193,458 - variance of \$13,447 greater than adopted budget

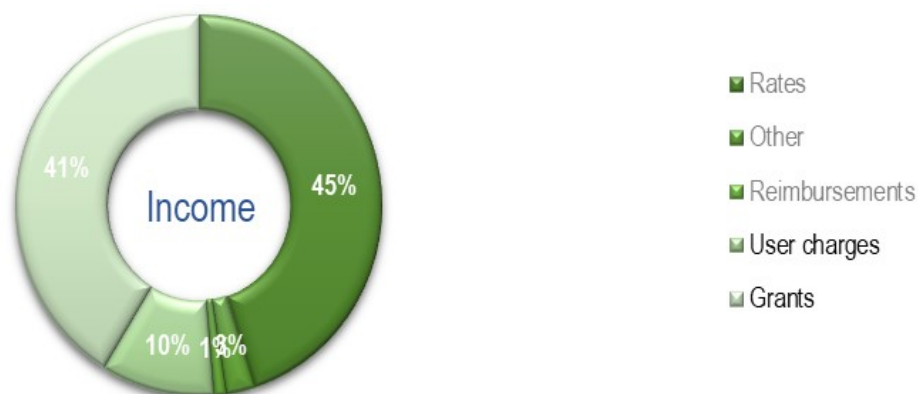
- Private Works - \$16,874 greater than budget

Commercial Activity: Actual \$1,172,213 - variance of \$204,935 greater than adopted budget

- Passport Product & Burra and Goyder Visitor Information Centre - \$40,153 greater than budget due to increased patronage
- Burra Caravan Park - \$47,485 greater than budget due to increased occupancy
- Paxton Square Cottages - \$117,299 greater than budget due to increased occupancy

Other revenue: Actual \$180,356 - variance of \$35,406 less than adopted budget

- Diesel Fuel Rebate - \$14,562 less than budget – reduced diesel fuel usage and reduction in diesel rate from March 2022 for 6 months to September 2022
- Mutual Liability and Asset Bonus - \$23,893 less than budget compared to prior year bonus



2. Operating Expenditure– Actual \$12.958M- Adopted Budget \$12.201M - net variance of \$0.757M. The major sources of the actual variance compared to budget are:

Employee Costs: Actual \$3,663,432 - variance of \$369,717 greater than adopted budget

- Pay in lieu of notice and redundancy – unbudgeted expenditure of \$75,788
- Drought community project labour – unbudgeted expenditure of \$28,551
- COVID labour and leave – unbudgeted expenditure of \$32,552
- Paxton Square Cottages cleaning – additional labour and superannuation of \$40,921 due to increased occupancy
- Waste Collection service - additional expenditure of \$34,175 due to replacement works employee and leave provision increase
- Administration – additional expenditure of \$112,758 due to additional 0.8FTE employee and increase in leave provisions
- Planning - additional expenditure of \$14,122 due to increase in level and leave provisions
- Technical Services – additional expenditure of \$59,166 due to increase in leave provisions
- Maintenance Patrol grading – additional expenditure of \$76,696 due to more frequent inclement weather events during the financial year prompting greater patrol grading to be undertaken

Contract, Materials & Other Expenses: Actual \$4,777,228 - variance of \$53,728 less than adopted budget

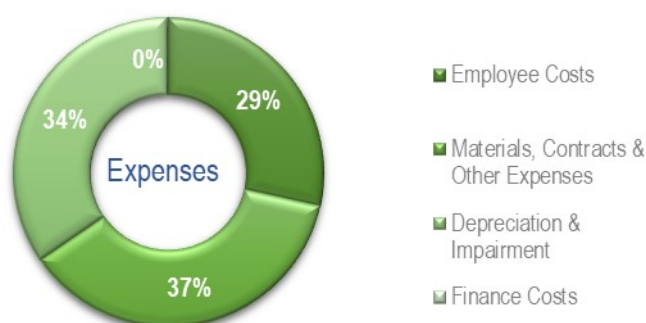
- Administration Council Offices – expenditure \$23,729 less than budget
- Administration – IT Contracts/Equipment - additional expenditure of \$22,417 due to the switch to office 365, acquisition of Synergy Soft purchase requisition module, additional external contractor usage
- Housing – Street Lighting – expenditure reduction of \$5,095 due to renegotiated cheaper public lighting charges – a 22% reduction compared to 2018/19 public lighting charges
- Burra Mine Digital Augmentation Project – expenditure deferral of \$261,993 to 2022/23
- Maintenance Patrol Grading – additional expenditure of \$100,750 – due to more frequent inclement weather events during the financial year prompting greater patrol grading to be undertaken
- Transport Scoping – additional expenditure of \$31,083 to complete rubble pit management plans
- Tree Trimming – additional expenditure of \$27,948 due to storm damage emergency cleanup

Finance charges: Actual \$55,705 - variance of \$73,722 less than adopted budget

- Reduction in LGFA interest rates during 2021/22
- LGFA Eudunda CWMS Debenture paid out in 2021/22

Depreciation: Actual \$4,461,485 - variance of \$458,737 greater than adopted budget

- Sealed Road - \$311,932 greater than budget due to greater activity
- Unsealed Roads - \$169,657 greater than budget due to carried forward depreciation from capital expenditure in 2020/21



3. Capital Income – Actual \$0.957M - Adopted Budget \$0.622M - net variance of \$0.184M. The major sources of the actual variance compared to budget are:

- Eudunda Skate Park Grant - unbudgeted grant of \$286,629
- Drought Communities Program Grant - \$30,220 less than budget – c/fwd to 2022/23
- Local Roads Community Infrastructure Phase 2 Grant - \$310,815 less than budget – c/fwd to 2022/23
- Burra Heritage Passport Signage Project Grant – unbudgeted grant of \$143,000
- Asset Disposal/Write/off – unbudgeted disposal of assets (floodways, bridges) demolished and replaced of \$302,315

2. EXTERNAL FUNDING

During the 2021/22 financial year Council received external funding totaling \$6,354,457 from the following sources for associated activities, projects and to provide general purpose funding:

- Grants Commission - Financial Assistance Grants\$4,576,645
- Federal Government - Roads to Recovery Grants \$685,169
- State Government - Star Club Field Officer Contribution \$50,000
- State Government – Arts and Cultural Facilitator Contribution \$50,000
- Federal Government – Local Roads Community Infrastructure \$310,816
- Federal Government – National Australia Day \$20,000
- Federal Government – Burra Mine Office Digital Augmentation Project \$206,500
- Federal Government – Burra Heritage Passport Signage Project \$143,000
- State Government – Libraries CIS..... \$1,698
- State Government – Eudunda Skate Park Development..... \$286,629
- State Government – Country Arts – Ngadjuri Women \$4,000
- State Government – Copper and Stone Festival \$5,000
- State Government – Arts Quick Response Grant \$15,000

3. **Capital Expenditure**

The total adopted budget Capital expenditure for 2021/22 was \$5.414M – actual is \$4.026M - a variance of \$1.388M. The adopted budget trade in's was estimated at \$104,250 with the actual for 2021/22 being \$Nil. The major sources of the actual variance compared to budget are:

The following capital expenditure items totaling \$1,525,424 were deferred from 2021/22 to 2022/23:

- Brewery Cellars Re adaptation Project..... \$88,377
- Waste transfer Station Terowie..... \$35,000
- Waste transfer Station Robertstown \$35,000
- RFID tags – Compactor \$4,000
- Elevated Work Platform..... \$25,000
- Works Utility/Dual Cab..... \$48,000
- Floodway – Reconstruct Baldina Creek..... \$37,759
- Mine Pool trail – Burra..... \$40,000
- Drainage – Kangaroo St/Stock St, Burra \$30,000
- Resurface – Chapel St from Harry St to Allen St, Burra..... \$24,552
- Footpath & Kerbing – Bruce St, Eudunda..... \$200,000
- Kerbing Renewal – Gunn St, Eudunda \$37,082
- Kerbing renewal – Chapel St, Burra \$64,235
- Trailer fit out for P114..... \$2,596
- Trailer fit out for P115..... \$9,446
- Eudunda Skate Park Construction \$41,477
- Ngadjuri Basket Sculpture Burra Creek..... \$12,150
- Plant & Equipment (Prime Movers/Water Tankers) net \$565,750
- Drainage – Ayers St, Burra \$150,000
- Footpath/kerbing/caravan parking – Market St, Burra \$75,000

The following major capital expenditure items were carried forward from 2020/21 financial year and completed in 2021/22:

- Forklift – All terrain \$25,810
- Floodway – Reconstruct Baldina Creek..... \$49,841
- Floodway – Mosey Rd \$75,836
- Floodway – Repair Geranium Plains Rd..... \$27,786
- Floodway – Reconstruct Reilly Rd..... \$69,291
- Hampden Rail Corridor Infill \$275,023
- Eudunda Dog Park Construction \$10,583

The following major unbudgeted capital expenditure items were completed in 2021/22:

- Fencing – Robertstown Oval Playground..... \$18,273
- Irrigation Upgrade – Burra Golf Club..... \$28,000

Projects & Plant and Equipment

Major projects completed during the year include:

Buildings

• Robertstown Tennis Club - Public Toilets.....	\$96,318
• Eudunda Sports Club – council contribution to Public Toilet.....	\$50,000
• Booborowie Hall – Kitchen Upgrade	\$44,140
• Eudunda Caravan Park - Extension and Camp Kitchen	\$15,830
• Morphett’s Engine House Toilet Block Refurbishment	\$16,919
• Point Pass Oval changerooms upgrade.....	\$6,000
• Paxton Square Cottages – Bathroom upgrades cottages 1-10,12-32.....	\$83,098
• Paxton Square Cottages – Kitchen upgrades cottages 1-10, 30-33.....	\$114,724

Furniture & fittings

• Burra Caravan Park – Commercial stack washer/dryer	\$8,405
• Paxton Square Cottages – Commercial stack washer/dryer.....	\$8,150
• Digital Level	\$4,314
• Backup NAS – Server.....	\$5,410
• Burra Council Chambers – audio visual upgrade.....	\$72,887
• Paxton Square Function Centre – replacement lounges (insurance claim)	\$3,899
• Farrell Flat Hall – Solar panels.....	\$5,750
• Burra Council Office – Replacement air conditioner	\$4,875
• Eudunda Show Hall – Electrical upgrade	\$3,236
• Eudunda Sports Club – Blinds.....	\$8,000

Sport & Recreation & Community Amenities

• Burra Walking Trail.....	\$119,655
• Eudunda Walking Trail – Ward St	\$10,142
• Hampden Rail Corridor Infill	\$292,041
• Eudunda – Street bin replacement	\$9,437
• Eudunda Dog Park construction	\$10,583
• Hallett Cemetery Niche Wall	\$17,545
• Eudunda Oval – fencing.....	\$9,720
• Burra Creek Bore power upgrades	\$18,211
• Eudunda Oval – Irrigation storage tank upgrade	\$110,857
• Paxton Square Cottages – fencing and gates	\$3,685
• Paxton Square Cottages – stone entrance wall	\$10,272
• Robertstown Oval Playground – fencing.....	\$18,273
• Burra Golf Club irrigation upgrade	\$28,000
• Hallett Community Hub – replacement pump.....	\$8,500
• Market Square Burra – flagpole	\$3,463
• Booborowie Oval – shade sail	\$5,850
• Hallett pool – shade sail.....	\$5,957
• Eudunda – Nicholson Reserve – shelter and park furniture	\$23,676

Community Wastewater Management Schemes

• Burra upgrades – Motel Pump station replacement pump	\$7,590
• Eudunda upgrades – replacement lift pumps	\$16,220

Transport Infrastructure

- Floodway – Mosey Rd \$84,158
- Floodway – Andrews Rd \$423,661
- Footpath renewal – Commercial St, Robertstown..... \$3,154
- Pedestrian Crossing – Morehead/West St, Burra..... \$54,312
- Repave – Nab to Art Gallery Burra \$167,548
- Goyder line signs – replacement..... \$3,962
- Re Sheet – Rural and Township Roads - 97km..... \$2,027,701

Plant & Equipment

- Forklift – All terrain \$25,810
- Trailer – Dolly – Tandem axle \$34,401
- Burra Caravan Park – Mower, hedge trimmer, brush cutter and blower..... \$1,905
- Oil Recovery Equipment \$2,269
- Generator 8kva \$2,628
- Compressor \$2,295

4. **Financial Indicators**

1. Operating Surplus Ratio,

The adjusted operating surplus ratio for 2021/22 was (5.2%), (3.1% in 2020/21) – benchmark limit 0%. This adjusted ratio is unfavourable as it is distorted by expenditure carried forward from previous financial years. If the carried forward expenditure is eliminated from the ratio it becomes favourable and indicates that Council is generating enough operating rate revenue to cover proposed capital expenditure and is financially sustainable. This ratio is positively skewed by the roads to recovery funding of \$0.685M received in 2021/22 being classed as operating revenue yet the expenditure is classed as capital expenditure. Actual asset renewal expenditure in 2021/22 co-relates closer to the revised depreciation of the transport assets.

2. Net Financial Liabilities Ratio

The adjusted net financial liabilities ratio for 2021/22 was (35%), (23% in 2020/21) - maximum benchmark level for Council is 20%. This ratio for 2021/22 is very favourable for Council due to the significant low level of debt of \$0.49M and the cash balance of \$8.45M as at 30th June 2022. Council's cash balance as at the 30th June 2022 fully funds its liabilities, employee provisions and reserves. The receipt of \$2.6M grants commission 2022/23 funding and \$0.767M local roads community infrastructure phase 3 grant funding paid in 2021/22 (relating to expenditure in 2022/23) favorably distorts this figure in 2021/22.

3. Asset Sustainability Ratio

This ratio is 65% in 2021/22 (77% in 2020/21) - council benchmark 100%. Council had budgeted to spend \$4.2M on replacing/renewing assets in 2021/22 – the actual capital expenditure was \$2.7M. This indicates that Council is not adequately replacing/renewing its existing assets in 2021/22 and reflects the capital expenditure of \$1.59M forecast in 2021/22 being deferred to 2022/23 (this ratio excludes capital expenditure on new items). The adjusted ratio includes the capital expenditure carried forward to 2022/23 and is a favourable 103%.

5. **Loans**

No additional loans were drawn down in the 2021/22 financial year.

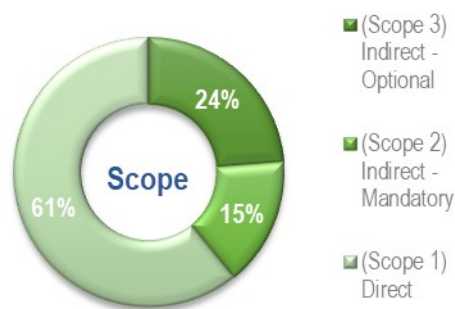
Council's total borrowings as at 30th June 2022 is \$492,647. The CAD loan for the Waste Compactor is funded by user contributions. The loans for the refurbishment of Paxton Square Cottages are funded by the surplus generated from the operation of the cottages.

Debenture Schedule as at 30th June 2022

Debenture No	Description	Remaining Principal	Interest Rate
G 27	Paxton Square Cottages Upgrade Stg 1	\$ 259,668	2.05%
G 28	Paxton Square Cottages Upgrade Stg 2	\$ 163,630	2.05%
G 29	Waste Management	\$ 69,349	2.16%
Total		\$ 492,647	

6. Carbon Accounting

Council emitted 1,424 tonnes of CO₂-e (carbon equivalent emissions) for the 2021/22 financial year. This represents a 9% decrease compared to the 2020/21 financial year (1,571 tonnes) and a 18% decrease compared to the base year of 2010/11 (1,736 tonnes).



Major contributors to the increase in emissions are:

Direct Emissions – Scope 1 – 903 tonnes – decrease of 87 tonnes compared to 990 tonnes in 2020/21

- Diesel fuel – decrease in total consumption of 24,000 litres (7%) compared to 2020/21 – due to a 10% reduction in roads re sheeted compared to 2020/21

Indirect Emissions – Scope 2 – 183 tonnes – decrease of 40 tonnes compared to 223 tonnes in 2020/21

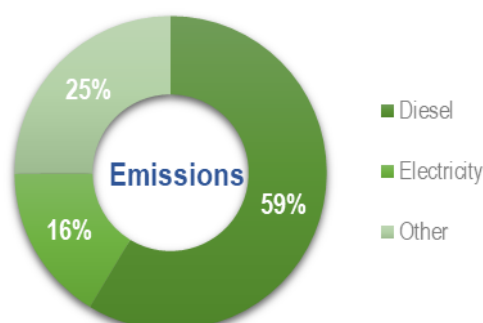
Electricity – decrease in consumption of 80,325 kWh (18%) – a milder summer in 2022 and greater use of solar panel installations during the financial year at the following locations:

- Eudunda Council Office
- Burra Council Depot
- Robertstown Council Depot
- Eudunda Swimming Pool
- Eudunda CWMS
- Burra Caravan Park, and
- Burra and Eudunda Public Toilets

Optional Emissions – Scope 3 – 338 tonnes – decrease of 20 tonnes compared to 358 tonnes in 2020/21

The following items contributed to the decrease in 2021/22:

- decrease in domestic waste tonnes collected of 6%
- increase in paper consumption of 14%, and
- increase in water consumption of 11%.



Regional Council of Goyder



Annual Financial Statements

For the financial year

July 1st 2021 – June 30th 2022

Regional Council of Goyder
General Purpose Financial Reports
for the year ended 30 June 2022

Table of Contents


	Page #
Council Certificate	1
Principal Financial Statements	
Statement of Comprehensive Income	2
Statement of Financial Position	3
Statement of Changes in Equity	4
Statement of Cash Flows	5
Notes to, and forming part of, the Principal Financial Statements	
Note 1 - Significant Accounting Policies	
Note 2 - Income	
Note 3 - Expenses	
Note 4 - Asset Disposal & Fair Value Adjustments	
Note 5 - Current Assets	
Note 6 - Non-Current Assets	
Note 7 - Infrastructure, Property, Plant & Equipment & Investment Property	
Note 8 - Liabilities	
Note 9 - Reserves	
Note 10 - Assets Subject to Restrictions	
Note 11 - Reconciliation of Cash Flow Statement	
Note 12 - Functions	
Note 13 - Financial Instruments	
Note 14 - Expenditure Commitments	
Note 15 - Financial Indicators	
Note 16 - Uniform Presentation of Finances	
Note 17 - Superannuation	
Note 18 - Interests in Other Entities	
Note 19 - Non-Current Assets Held for Sale & Discontinued Operations	
Note 20 - Contingent Assets & Contingent Liabilities	
Note 21 - Related Party Transactions	
Audit Report - Financial Statements	
Audit Report - Internal Controls	
Council Certificate of Audit Independence	
Auditor Certificate of Audit Independence	

**Regional Council of Goyder
Annual Financial Statements
for the year ended 30 June 2022**

CERTIFICATION OF FINANCIAL STATEMENTS


We have been authorised by the Council to certify the financial statements in their final form. In our opinion:

- the accompanying financial statements comply with the *Local Government Act 1999, Local Government (Financial Management) Regulations 2011* and Australian Accounting Standards.
- the financial statements present a true and fair view of the Council's financial position at 30 June 2022 and the results of its operations and cash flows for the financial year.
- internal controls implemented by the Council provide a reasonable assurance that the Council's financial records are complete, accurate and reliable and were effective throughout the financial year.
- the financial statements accurately reflect the Council's accounting and other records.



David J Stevenson

CHIEF EXECUTIVE OFFICER



Samuel P Matthey

MAYOR

Date:

20 September 2022

Regional Council of Goyder
Statement of Comprehensive Income
for the year ended 30 June 2022

	Notes	2022 \$	2021 \$
INCOME			
Rates	2	6,070,118	5,827,647
Statutory charges	2	126,712	129,089
User charges	2	1,357,033	1,269,161
Grants, subsidies and contributions	2	5,564,012	4,434,643
Investment income	2	35,425	53,764
Reimbursements	2	143,458	1,589,513
Other income	2	180,356	224,624
Total Income		13,477,114	13,528,441
EXPENSES			
Employee costs	3	3,687,298	3,857,225
Materials, contracts & other expenses	3	4,796,929	5,872,350
Depreciation, amortisation & impairment	3	4,461,485	4,470,551
Finance costs	3	12,139	36,643
Total Expenses		12,957,851	14,236,769
OPERATING SURPLUS / (DEFICIT)		519,263	(708,328)
Asset disposal & fair value adjustments	4	(302,315)	(239,987)
Amounts received specifically for new or upgraded assets	2	740,445	1,222,511
NET SURPLUS / (DEFICIT) (transferred to Equity Statement)		957,393	274,196
TOTAL COMPREHENSIVE INCOME		957,393	274,196

This Statement is to be read in conjunction with the attached Notes.

Regional Council of Goyder
Statement of Financial Position
as at 30 June 2022

ASSETS	Notes	2022	2021
		\$	\$
Current Assets			
Cash and cash equivalents	5	8,451,813	6,339,504
Trade & other receivables	5	2,070,533	2,385,841
Inventories	5	1,103,777	986,670
Total Current Assets		11,626,123	9,712,015
Non-current Assets			
Financial assets	6	55,509	26,502
Infrastructure, property, plant & equipment	7	95,934,733	97,150,593
Other non-current assets	6	2,192,890	2,477,155
Total Non-current Assets		98,183,132	99,654,250
Total Assets		109,809,255	109,366,265
LIABILITIES			
Current Liabilities			
Trade & other payables	8	2,378,259	2,291,654
Borrowings	8	152,242	210,528
Provisions	8	523,783	571,337
Total Current Liabilities		3,054,284	3,073,519
Non-current Liabilities			
Borrowings	8	340,405	814,129
Provisions	8	193,732	215,176
Total Non-current Liabilities		534,137	1,029,305
Total Liabilities		3,588,421	4,102,824
NET ASSETS		106,220,834	105,263,441
EQUITY			
Accumulated Surplus		22,072,241	21,602,702
Asset Revaluation Reserves	9	82,518,347	82,518,347
Other Reserves	9	1,630,246	1,142,392
TOTAL EQUITY		106,220,834	105,263,441

This Statement is to be read in conjunction with the attached Notes.

Regional Council of Goyder
Statement of Changes in Equity
for the year ended 30 June 2022

		Acc'd Surplus	Asset Rev'n Reserve	Other Reserves	TOTAL EQUITY
2022	Notes	\$	\$	\$	\$
Balance at end of previous reporting period		21,602,702	82,518,347	1,142,392	105,263,441
Net Surplus / (Deficit) for Year		957,393	-	-	957,393
Other Comprehensive Income					
Transfers between reserves		(487,854)	-	487,854	-
Balance at end of period	9	<u>22,072,241</u>	<u>82,518,347</u>	<u>1,630,246</u>	<u>106,220,834</u>
2021	Notes	\$	\$	\$	\$
Balance at end of previous reporting period		21,542,958	82,518,347	927,940	104,989,245
Net Surplus / (Deficit) for Year		274,196	-	-	274,196
Other Comprehensive Income					
Transfers between reserves		(214,452)	-	214,452	-
Balance at end of period	9	<u>21,602,702</u>	<u>82,518,347</u>	<u>1,142,392</u>	<u>105,263,441</u>

This Statement is to be read in conjunction with the attached Notes

Regional Council of Goyder
Statement of Cash Flows
for the year ended 30 June 2022

		2022	2021
	Notes	\$	\$
CASH FLOWS FROM OPERATING ACTIVITIES			
<i>Receipts:</i>			
Rates - general & other		6,072,381	5,867,275
Fees & other charges		139,383	141,998
User charges		1,510,268	1,333,684
Investment receipts		46,326	66,539
Grants utilised for operating purposes		5,771,721	4,207,493
Reimbursements		90,685	1,753,472
Other revenues		1,042,093	1,042,643
<i>Payments:</i>			
Employee costs		(3,763,878)	(3,780,530)
Materials, contracts & other expenses		(5,703,911)	(7,376,485)
Finance payments		<u>(12,139)</u>	<u>(5,629)</u>
Net Cash provided by (or used in) Operating Activities		<u>5,192,929</u>	<u>3,250,460</u>
 CASH FLOWS FROM INVESTING ACTIVITIES			
<i>Receipts:</i>			
Amounts specifically for new or upgraded assets		740,445	1,222,511
Sale of replaced assets		-	442,818
Repayments of loans by community groups		39,620	7,000
<i>Payments:</i>			
Expenditure on renewal/replacement of assets		(2,737,327)	(5,091,753)
Expenditure on new/upgraded assets		(526,348)	(965,897)
Loans made to community groups		<u>(65,000)</u>	<u>-</u>
Net Cash provided by (or used in) Investing Activities		<u>(2,548,610)</u>	<u>(4,385,321)</u>
 CASH FLOWS FROM FINANCING ACTIVITIES			
<i>Receipts:</i>			
<i>Payments:</i>			
Repayments of borrowings		<u>(532,010)</u>	<u>(204,469)</u>
Net Cash provided by (or used in) Financing Activities		<u>(532,010)</u>	<u>(204,469)</u>
Net Increase (Decrease) in cash held		<u>2,112,309</u>	<u>(1,339,330)</u>
Cash & cash equivalents at beginning of period	11	<u>6,339,504</u>	<u>7,678,834</u>
Cash & cash equivalents at end of period	11	<u>8,451,813</u>	<u>6,339,504</u>

This Statement is to be read in conjunction with the attached Notes

Regional Council of Goyder
Notes to and forming part of the Financial Statements
for the year ended 30 June 2022

Note 1 - Significant Accounting Policies

The principal accounting policies adopted in the preparation of the financial report are set out below. These policies have been consistently applied to all the years presented, unless otherwise stated.

1 Basis of Preparation

1.1 Compliance with Australian Accounting Standards

This general purpose financial report has been prepared in accordance with Australian Accounting Standards as they apply to not-for-profit entities, other authoritative pronouncements of the Australian Accounting Standards Board, Interpretations and relevant South Australian legislation.

The financial report was authorised for issue by certificate under regulation 14 of the Local Government (Financial Management) Regulations 2011.

1.2 Historical Cost Convention

Except as stated below, these financial statements have been prepared in accordance with the historical cost convention.

1.3 Critical Accounting Estimates

The preparation of financial statements in conformity with Australian Accounting Standards requires the use of certain critical accounting estimates and requires management to exercise its judgement in applying Council's accounting policies. The areas involving a higher degree of judgement or complexity, or areas where assumptions and estimates are significant to the financial statements are specifically referred to in the relevant sections of this Note.

1.4 Rounding

All amounts in the financial statements have been rounded to the nearest dollar.

1.5 Covid-19

The COVID-19 pandemic has impacted the 2021/22 financial statements. The financial impacts are a direct result of either Council's response to the pandemic or due to mandatory shutdowns as directed by the Australian Government and the advice from the Australian Government Department of Health and SA Health.

Examples include; COVID leave expenditure of \$47,074 in July 2021 due to the mandatory shutdown, legal expenditure of \$19,262 due to the Council Vaccination Policy implementation

It is expected further financial impacts of \$25,000 will flow into the 2022/23 financial year but these have been largely taken into account during the development of the budget process for 2022/23. The budget assumptions for 2022/23 assume a continued easing of restrictions put in place by the government. Council has determined that there is no material uncertainty that casts doubt on Council's ability to continue as a going concern.

2 The Local Government Reporting Entity

The Regional Council of Goyder is incorporated under the SA Local Government Act 1999 and has its principal place of business at 1 Market Square, Burra SA. These consolidated financial statements include the Council's direct operations and all entities through which Council controls resources to carry on its functions. In the process of reporting on the Council as a single unit, all transactions and balances between activity areas and controlled entities have been eliminated.

Other entities in which Council has an interest but does not control are reported in Note 18.

Regional Council of Goyder
Notes to and forming part of the Financial Statements
for the year ended 30 June 2022

Note 1 - Significant Accounting Policies

3 Income recognition

3.1 Revenue

The Council recognises revenue under AASB 1058 Income of Not-for-Profit Entities (AASB 1058) or AASB 15 Revenue from Contracts with Customers (AASB 15) when appropriate.

In cases where there is an 'enforceable' contract with a customer with 'sufficiently specific' performance obligations, the transaction is accounted for under AASB 15 where income is recognised when (or as) the performance obligations are satisfied (i.e. when it transfers control of a product or service to a customer). Revenue is measured based on the consideration to which the Council expects to be entitled in a contract with a customer.

In other cases, AASB 1058 applies when a not-for-profit (NFP) entity enters into transactions where the consideration to acquire an asset is significantly less than the fair value of the asset principally to enable the entity to further its objectives. The excess of the asset recognised (at fair value) over any 'related amounts' is recognised as income immediately, except in the case where a financial asset has been received to enable the council to acquire or construct a recognisable non-financial asset that is to be controlled by the council. In this case, the council recognises the excess as a liability that is recognised over time in profit and loss when (or as) the entity satisfies its obligations under the transfer.

In recent years, the payment of untied grants (financial assistance grants/ local roads/ supplementary grants) has varied from the annual allocation as shown in the table below:

	Cash Payment Received	Annual Allocation	Difference	
2016-17	\$5,010,578	\$3,308,321	+	\$1,702,257
2017-18	\$3,668,654	\$3,619,211	+	\$49,443
2018-19	\$4,152,533	\$3,603,628	+	\$548,905
2019-20	\$3,393,895	\$3,642,570	-	-\$248,675
2020-21	\$2,846,227	\$3,462,041	-	-\$615,814
2021-22	\$4,576,645	\$3,367,132	+	\$1,209,513

Because these grants are untied, the Australian Accounting Standards require that payments be recognised upon receipt. Accordingly, the operating results of these periods have been distorted compared to those that would have been reported had the grants been paid in the year to which they were allocated.

The Operating Surplus Ratio disclosed in Note 15 has also been calculated after adjusting for the distortions resulting from the differences between the actual grants received and the grants entitlements allocated.

3.2 Construction Contracts

Construction works undertaken by Council for third parties are generally on an agency basis where the third party reimburses Council for actual costs incurred, and usually do not extend beyond the reporting period. Reimbursements not received are recognised as receivables and reimbursements received in advance are recognised as "payments received in advance".

For works undertaken on a fixed price contract basis, revenues are recognised over time using the input method, with costs incurred compared to total expected costs used as a measure of progress. When it is probable that total contract costs will exceed total contract revenue, the expected loss is recognised as an expense immediately.

Regional Council of Goyder
Notes to and forming part of the Financial Statements
for the year ended 30 June 2022

Note 1 - Significant Accounting Policies

4 Cash, Cash Equivalents and Other Financial Instruments

4.1 Cash, Cash Equivalent Assets

Cash assets include all amounts readily convertible to cash on hand at Council's option with an insignificant risk of changes in value with a maturity of three months or less from the date of acquisition.

4.2 Other Financial Instruments

Receivables for rates and annual charges are secured over the subject land, and bear interest at rates determined in accordance with the Local Government Act 1999. Other receivables are generally unsecured and do not bear interest.

All receivables are reviewed as at the reporting date and adequate allowance made for amounts the receipt of which is considered doubtful.

All financial instruments are recognised at fair value at the date of recognition. A detailed statement of the accounting policies applied to financial instruments also form part of Note 13.

5 Inventories

Inventories held in respect of stores have been valued by using the weighted average cost on a continual basis, after adjustment for loss of service potential. Inventories held in respect of business undertakings have been valued at the lower of cost and net realisable value.

6 Infrastructure, Property, Plant & Equipment

6.1 Initial Recognition

All assets are initially recognised at cost. For assets acquired at no cost or for nominal consideration, cost is determined as fair value at the date of acquisition.

All non-current assets purchased or constructed are capitalised as the expenditure is incurred and depreciated as soon as the asset is held "ready for use". Cost is determined as the fair value of the assets given as consideration plus costs incidental to the acquisition, including architects' fees and engineering design fees and all other costs incurred. The cost of non-current assets constructed by the Council includes the cost of all materials used in construction, direct labour on the project and an appropriate proportion of variable and fixed overhead.

Capital works still in progress at balance date are recognised as other non-current assets and transferred to infrastructure, property, plant & equipment when completed ready for use.

6.2 Materiality

Assets with an economic life in excess of one year are only capitalised where the cost of acquisition exceeds materiality thresholds established by Council for each type of asset. In determining (and in annually reviewing) such thresholds, regard is had to the nature of the asset and its estimated service life. Examples of capitalisation thresholds applied during the year are given in Note 7. No capitalisation threshold is applied to the acquisition of land or interests in land.

6.3 Subsequent Recognition

All material asset classes are revalued on a regular basis such that the carrying values are not materially different from fair value. Significant uncertainties exist in the estimation of fair value of a number of asset classes including land, buildings and associated structures and infrastructure. Further detail of these uncertainties, and of existing valuations, methods and valuers are provided at Note 7.

6.4 Depreciation of Non-Current Assets

Other than land, all infrastructure, property, plant and equipment assets recognised are systematically depreciated over their useful lives on a straight-line basis which, in the opinion of Council, best reflects the consumption of the service potential embodied in those assets.

Depreciation methods, useful lives and residual values of classes of assets are reviewed annually.

Regional Council of Goyder
Notes to and forming part of the Financial Statements
for the year ended 30 June 2022

Note 1 - Significant Accounting Policies

Major depreciation periods for each class of asset are shown in Note 7. Depreciation periods for infrastructure assets have been estimated based on the best information available to Council, but appropriate records covering the entire life cycle of these assets are not available, and extreme care should be used in interpreting financial information based on these estimates.

6.5 Impairment

Assets whose future economic benefits are not dependent on the ability to generate cash flows, and where the future economic benefits would be replaced if Council were deprived thereof, are not subject to impairment testing.

Other assets that are subject to depreciation are reviewed for impairment whenever events or changes in circumstances indicate that the carrying amount may not be recoverable. An impairment loss is recognised for the amount by which the asset's carrying amount exceeds its recoverable amount (which is the higher of the present value of future cash inflows or value in use).

Where an asset that has been revalued is subsequently impaired, the impairment is first offset against such amount as stands to the credit of that class of assets in Asset Revaluation Reserve, any excess being recognised as an expense.

6.6 Borrowing Costs

Borrowing costs in relation to qualifying assets (net of offsetting investment revenue) have been capitalised in accordance with AASB 123 "Borrowing Costs". The amounts of borrowing costs recognised as an expense or as part of the carrying amount of qualifying assets are disclosed in Note 3, and the amount (if any) of interest revenue offset against borrowing costs in Note 2.

7 Payables

7.1 Goods & Services

Creditors are amounts due to external parties for the supply of goods and services and are recognised as liabilities when the goods and services are received. Creditors are normally paid 30 days after the month of invoice. No interest is payable on these amounts.

7.2 Payments Received in Advance & Deposits

Amounts received from external parties in advance of service delivery, and security deposits held against possible damage to Council assets, are recognised as liabilities until the service is delivered or damage reinstated, or the amount is refunded as the case may be.

8 Borrowings

Borrowings are initially recognised at fair value net of transaction costs incurred and are subsequently measured at amortised cost. Any difference between the proceeds (net of transaction costs) and the redemption amount is recognised in the income statement over the period of the borrowings using the effective interest method.

Loans are carried at their principal amounts which represent the present value of future cash flows associated with servicing the debt. Interest is accrued over the period to which it relates and is recorded as part of "Payables". Interest free loans are carried at their nominal amounts; interest revenues foregone by the lender effectively being a reduction of interest expense in the period to which it relates.

Regional Council of Goyder
Notes to and forming part of the Financial Statements
for the year ended 30 June 2022

Note 1 - Significant Accounting Policies

9 Provisions

9.1 Employee Benefits

Liabilities for employees' entitlements to salaries, wages and compensated absences expected to be paid or settled within 12 months of reporting date are accrued at nominal amounts (including payroll based on costs) measured in accordance with AASB 119.

Liabilities for employee benefits not expected to be paid or settled within 12 months are measured as the present value of the estimated future cash outflows (including payroll based on costs) to be made in respect of services provided by employees up to the reporting date. Present values are calculated using government guaranteed securities rates with similar maturity terms.

Weighted average discount rate	3.24% (2021, 1.94%)
Weighted average settlement period	7 years (2021, 7 years)

An accrual is made for sick leave as the Enterprise Agreement No 9-2021 (AWU) and the Municipal Officers Enterprise Agreement No 3-2021 (ASU) provides for payouts of employee accrued sick leave of between 2.5% and 12.5% on termination of employment. The payout % is based on the length of service as at the date of termination.

Superannuation:

The Council makes employer superannuation contributions in respect of its employees to the Host Plus Superannuation Scheme. The Scheme has two types of membership, each of which is funded differently. Details of the accounting policies applied and Council's involvement with the schemes are reported in Note 17.

10 Leases

The Council assesses at contract inception whether a contract is, or contains, a lease. That is, if the contract conveys the right to control the use of an identified asset for a period of time in exchange for consideration.

Council as a lessee:

The Council recognises lease liabilities to make lease payments and right-of-use assets representing the right to use the underlying assets.

i) Right-of-use assets

The Council recognises right-of-use assets at the commencement date of the lease. Right-of-use assets are measured at cost, less any accumulated depreciation and impairment losses, and adjusted for any remeasurement of lease liabilities. The cost of right-of-use assets includes the amount of lease liabilities recognised, initial direct costs incurred, lease payments made at or before the commencement date less any lease incentives received and the estimate of costs to be incurred to restore the leased asset.

Right of use assets are depreciated on a straight-line basis over the shorter of the lease term and the estimated useful lives of the assets, as follows - Nil.

The right-of-use assets are also subject to impairment. Refer to the accounting policies in section 6.5 - Impairment of non-financial assets above.

ii) Lease liabilities

At the commencement date of the lease, the Council recognises lease liabilities measured at the present value of lease payments to be made over the lease term. In calculating the present value of lease payments, the Council uses its incremental borrowing rate or the interest rate implicit in the lease.

11 Joint Ventures and Associated Entities

Council participates in cooperative arrangements with other Councils for the provision of services and facilities. Council's interests in cooperative arrangements are accounted for in accordance with AASB 128 Investments in Associates and are set out in detail in Note 18.

Regional Council of Goyder
Notes to and forming part of the Financial Statements
for the year ended 30 June 2022

Note 1 - Significant Accounting Policies

12 GST Implications

In accordance with UIG Abstract 1031 "Accounting for the Goods & Services Tax"

- Receivables and Creditors include GST receivable and payable.
- Except in relation to input taxed activities, revenues and operating expenditures exclude GST receivable and payable.
- Non-current assets and capital expenditures include GST net of any recoupment.
- Amounts included in the Statement of Cash Flows are disclosed on a gross basis.

13 New and amended standards and interpretations

The Council applied for the first-time certain standards and amendments, which are effective for annual periods beginning on or after 1 January 2021. New standards and amendments relevant to the Council are listed below. The Council has not early adopted any other standard, interpretation or amendment that has been issued but is not yet effective.

Amendments to AASB 16 Covid-19 Related Rent Concessions:

In 2020, the AASB issued AASB 2020-4, Amendments to AASBs - Covid-19-Related Rent Concessions. The amendments provide relief to lessees from applying AASB 16 guidance on lease modification accounting for rent concessions arising as a direct consequence of the Covid-19 pandemic. As a practical expedient, a lessee may elect not to assess whether a Covid-19 related rent concession from a lessor is a lease modification. A lessee that makes this election accounts for any change in lease payments resulting from the Covid-19 related rent concession the same way it would account for the change under IFRS 16, if the change were not a lease modification. The amendment was intended to apply until 30 June 2021, but as the impact of the Covid-19 pandemic is continuing, in 2021 the AASB extended the period of application of the practical expedient to 30 June 2022. The amendment applies to annual reporting periods beginning on or after 1 April 2021. This amendment had no impact on the consolidated financial statements of the Group.

Regional Council of Goyder
Notes to and forming part of the Financial Statements
for the year ended 30 June 2022

Note 2 - INCOME

	2022	2021
	\$	\$
RATES REVENUES		
<u>General Rates</u>	4,949,146	4,735,066
Less: Mandatory rebates	(26,202)	(25,551)
Less: Discretionary rebates, remissions & write offs	(589)	(3,462)
	<u>4,922,355</u>	<u>4,706,053</u>
<u>Other Rates</u> (including service charges)		
Landscape levy	285,707	282,038
Waste collection	448,041	432,890
Community wastewater management systems	371,341	363,122
	<u>1,105,089</u>	<u>1,078,050</u>
<u>Other Charges</u>		
Penalties for late payment	42,674	43,544
	<u>42,674</u>	<u>43,544</u>
	<u>6,070,118</u>	<u>5,827,647</u>
STATUTORY CHARGES		
Development Act fees	27,289	14,731
Town planning fees	19,171	40,080
Health & Septic Tank Inspection fees	11,092	5,565
Animal registration fees & fines	51,643	55,820
Expiation fees	1,671	-
Search Fees	15,846	12,893
	<u>126,712</u>	<u>129,089</u>
USER CHARGES		
Cemetery fees	28,205	29,656
Council House Rent	15,540	17,430
Eudunda Community Centre Rent	3,900	3,792
Passport Product	135,866	123,353
Burra & Goyder Visitor Information Centre	13,850	7,444
Waste Disposal Fees	12,003	11,420
Road Rents	108,480	98,709
Burra Caravan Park Fees	207,700	196,000
Paxton Square Cottages Fees	814,798	765,100
Swimming Pool Fees	8,150	9,055
Sporting Reserves/Halls reimbursement	4,347	4,903
Sundry	4,194	2,299
	<u>1,357,033</u>	<u>1,269,161</u>

Regional Council of Goyder
Notes to and forming part of the Financial Statements
for the year ended 30 June 2022

Note 2 - INCOME

	2022	2021
	\$	\$
INVESTMENT INCOME		
Interest on investments:		
Local Government Finance Authority	15,198	14,721
Banks	18,873	39,043
Loans to community groups	1,354	-
	35,425	53,764
REIMBURSEMENTS		
- for roadworks	-	1,409,250
- for private works	36,374	35,512
- for training	600	19,516
- for insurance claims	7,744	13,413
- for Star Club Officer	37,200	40,580
- for Arts & Cultural Facilitator	50,000	50,000
- other	11,540	21,242
	143,458	1,589,513
OTHER INCOME		
Diesel fuel rebate	87,438	89,611
Rebates received	53,107	72,685
Sundry	39,811	62,328
	180,356	224,624
GRANTS, SUBSIDIES, CONTRIBUTIONS		
Amounts received specifically for new or upgraded assets	740,445	1,222,511
Other grants, subsidies and contributions		
Untied - Financial Assistance Grant	4,576,645	2,846,227
Roads to Recovery	685,169	1,027,709
Star Club Officer	50,000	50,000
Drought Communities	-	388,000
Library & Communications	1,698	1,707
Stormwater Management Plan	-	75,000
National Australia Day Council	20,000	21,000
Office for Ageing	-	25,000
Burra Mine Office Digital Augmentation	206,500	-
Sundry	24,000	-
	5,564,012	4,434,643
	6,304,457	5,657,154
<i>The functions to which these grants relate are shown in Note 12.</i>		
Sources of grants		
Commonwealth government	1,509,114	1,436,709
State government	4,795,343	2,997,934
Other	-	1,222,511
	6,304,457	5,657,154

Regional Council of Goyder
Notes to and forming part of the Financial Statements
for the year ended 30 June 2022

Note 2 - INCOME

	2022	2021
	\$	\$
Individually Significant Item		
<i>In May 2022 Grants Commission funding for 2022/23 of 75% was paid to Council. This is in contrast to 50% which was paid in advance from 2017/18 to 2021/22.</i>	2,678,314	-
 Conditions over grants & contributions		
<i>Grants and contributions which were obtained on the condition that they be expended for specified purposes or in a future period, but which are not yet expended in accordance with those conditions, are as follows:</i>		
<i>Unexpended at the close of the previous reporting period</i>	-	44,147
<i>Less: expended during the current period from revenues recognised in previous reporting periods:</i>	-	-
<i>Subtotal</i>	-	-
 <i>Plus: amounts recognised as revenues in this reporting period but not yet expended in accordance with the conditions</i>		
<i>Special Local Roads</i>	-	(44,147)
<i>Roads to Recovery Funding</i>	494,471	-
<i>Eudunda Skate Park Development</i>	286,629	-
<i>Burra Heritage Passport Signage Project</i>	143,000	-
<i>Burra Historic Mine Office Project</i>	173,493	-
<i>Subtotal</i>	1,097,593	(44,147)
<i>Unexpended at the close of this reporting period</i>	1,097,593	-
 <i>Net increase / (decrease) in assets subject to conditions in the current</i>	1,097,593	(44,147)

Regional Council of Goyder
Notes to and forming part of the Financial Statements
for the year ended 30 June 2022

Note 3 - EXPENSE

	Notes	2022 \$	2021 \$
EMPLOYEE COSTS			
Salaries and Wages		2,900,112	3,048,492
Employee leave expense		400,639	395,334
Superannuation - defined contribution plan contributions	17	351,167	349,831
Superannuation - defined benefit plan contributions	17	27,912	33,481
Workers' Compensation Insurance		171,009	161,627
Other		79,645	108,408
Less: Capitalised and distributed costs		<u>(243,186)</u>	<u>(239,948)</u>
Total Operating Employee Costs		<u>3,687,298</u>	<u>3,857,225</u>
Total Number of Employees		39	46
<i>(Full time equivalent at end of reporting period)</i>			
MATERIALS, CONTRACTS & OTHER EXPENSES			
<u>Prescribed Expenses</u>			
Auditor's Remuneration			
- Auditing the financial reports		12,063	12,000
Bad and Doubtful Debts		-	21,687
Elected members' expenses		128,946	130,148
Election expenses		1,318	1,145
Subtotal - Prescribed Expenses		<u>142,327</u>	<u>164,980</u>
<u>Other Materials, Contracts & Expenses</u>			
Contractors - General		427,362	809,500
Contractors - Raising & Crushing Rubble		818,369	463,335
Contractors - Maintenance Transport Infrastructure		257,806	221,607
Contractors - Roadworks		-	918,581
Contractors - PSC, BCP, Heritage Sites		289,159	329,078
Contractors - CWMS		116,953	227,452
Materials		751,176	814,490
Electricity		188,702	204,261
Rubble		52,385	49,008
Water		94,708	79,785
Insurances - General		374,733	346,587
Contributions (Capital Projects, Ward Funds)		112,323	82,059
Levies paid to government - Landscape levy		285,550	282,723
Machinery - Registration & Insurance		171,175	147,123
IT & Communications		178,706	159,543
Sundry		535,495	572,238
Subtotal - Other Materials, Contracts & Expenses		<u>4,654,602</u>	<u>5,707,370</u>
		<u>4,796,929</u>	<u>5,872,350</u>

Regional Council of Goyder
Notes to and forming part of the Financial Statements
for the year ended 30 June 2022

Note 3 - EXPENSE

	Notes	2022 \$	2021 \$
DEPRECIATION, AMORTISATION & IMPAIRMENT			
Depreciation			
Buildings		395,729	390,929
Infrastructure : Sport & Recreation		151,895	154,891
Infrastructure : Transport		3,295,661	3,168,173
Infrastructure : CWMS		113,587	133,255
Infrastructure : Housing & Community Amenity		78,403	72,766
Plant & Machinery		807,632	840,219
Furniture & Fittings		96,374	97,471
		<u>4,939,281</u>	<u>4,857,704</u>
Less: Capitalised and distributed costs		(477,796)	(387,153)
		<u>4,461,485</u>	<u>4,470,551</u>
FINANCE COSTS			
Interest on Loans		12,139	36,643
		<u>12,139</u>	<u>36,643</u>

Regional Council of Goyder
Notes to and forming part of the Financial Statements
for the year ended 30 June 2022

Note 4 - ASSET DISPOSALS AND FAIR VALUE ADJUSTMENTS

	2022	2021
	\$	\$
INFRASTRUCTURE, PROPERTY, PLANT & EQUIPMENT		
<i>Assets renewed or directly replaced</i>		
Proceeds from disposal	-	442,818
Less: Carrying amount of assets sold/disposed	<u>302,315</u>	<u>682,805</u>
NET GAIN (LOSS) ON DISPOSAL OR REVALUATION OF ASSETS	<u>(302,315)</u>	<u>(239,987)</u>

Note 5 - CURRENT ASSETS

CASH & EQUIVALENT ASSETS

Cash on Hand and at Bank	103,522	339,249
Deposits at Call	<u>8,348,291</u>	<u>6,000,255</u>
	<u>8,451,813</u>	<u>6,339,504</u>

TRADE & OTHER RECEIVABLES

Rates - General & Other	584,794	590,758
Rates postponed for State Seniors	5,566	1,865
Accrued Revenues	108,983	72,801
Debtors - general	89,670	98,310
Deed of Gift - Robertstown Solar	1,100,000	1,100,000
Other levels of Government	19,441	227,150
GST Recoupment	103,303	167,993
Prepayments	41,716	98,876
Loans to community organisations	16,960	20,587
Sundry	100	7,501
	<u>2,070,533</u>	<u>2,385,841</u>

INVENTORIES

Stores & Materials	<u>1,103,777</u>	<u>986,670</u>
	<u>1,103,777</u>	<u>986,670</u>

Note 6 - NON-CURRENT ASSETS

FINANCIAL ASSETS

Receivables

Loans to community organisations	<u>55,509</u>	<u>26,502</u>
	<u>55,509</u>	<u>26,502</u>

OTHER NON-CURRENT ASSETS

Capital Works-in-Progress	<u>2,192,890</u>	<u>2,477,155</u>
	<u>2,192,890</u>	<u>2,477,155</u>

Regional Council of Goyder
Notes to and forming part of the Financial Statements
for the year ended 30 June 2022

Note 7 - INFRASTRUCTURE, PROPERTY, PLANT & EQUIPMENT (IPP&E)

		2021				2022			
		\$				\$			
	Fair Value Level	Fair Value	Cost	Acc' Dep'n	Carrying Amount	Fair Value	Cost	Acc' Dep'n	Carrying Amount
Land - CT - MV	2	927,000	-	-	927,000	927,000	-	-	927,000
Land - CT - DRC	3	2,549,051	37,093	-	2,586,144	2,549,051	37,093	-	2,586,144
Buildings - DRC	3	12,984,336	1,341,979	(7,493,067)	6,833,248	12,873,334	1,546,039	(7,637,947)	6,781,426
Buildings - MV	2	7,486,000	559,406	(1,122,951)	6,922,455	7,486,000	801,368	(1,292,971)	6,994,397
Infrastructure : Sport & Recreation	3	7,395,500	1,487,713	(3,361,729)	5,521,484	7,120,500	1,523,196	(3,283,457)	5,360,239
Infrastructure : Bridges	3	2,749,836	955,335	(1,083,285)	2,621,886	2,341,135	955,335	(939,470)	2,357,000
Infrastructure : Footpaths	3	2,419,855	312,688	(1,087,720)	1,644,823	2,419,855	537,702	(1,153,123)	1,804,434
Infrastructure : Kerbing & Gutter	3	11,657,639	196,279	(5,843,464)	6,010,454	11,657,639	196,279	(6,009,419)	5,844,499
Infrastructure : Pavement	3	30,667,144	461,655	(9,891,324)	21,237,475	30,667,144	461,655	(10,234,904)	20,893,895
Infrastructure : Drainage	3	15,863,422	931,834	(5,873,081)	10,922,175	15,863,422	1,446,445	(6,146,797)	11,163,070
Infrastructure : Signs	3	1,415,912	136,057	(1,200,911)	351,058	1,415,912	140,019	(1,278,576)	277,355
Infrastructure : Sealed Roads	3	10,191,725	1,522,559	(6,378,189)	5,336,095	10,191,725	1,522,559	(6,939,054)	4,775,230
Infrastructure : Sheeted Roads	3	26,946,364	4,619,298	(18,459,477)	13,106,185	26,946,364	6,531,513	(20,225,583)	13,252,294
Infrastructure : CWMS	3	6,261,415	187,537	(3,879,255)	2,569,697	6,261,415	211,347	(3,992,842)	2,479,920
Infrastructure : Housing & Community Amenity		-	3,250,759	(517,145)	2,733,614	-	3,912,582	(591,780)	3,320,802
Plant & Equipment		-	12,105,644	(5,461,295)	6,644,349	-	12,165,855	(6,247,974)	5,917,881
Minor Plant		-	421,907	(231,964)	189,943	-	431,004	(252,917)	178,087
Furniture & Fittings		-	1,844,420	(851,912)	992,508	-	1,958,246	(937,186)	1,021,060
Total IPP&E		139,515,199	30,372,163	(72,736,769)	97,150,593	138,720,496	34,378,237	(77,164,000)	95,934,733
Comparatives		140,369,616	25,245,334	(69,348,038)	96,266,912	139,515,199	30,372,163	(72,736,769)	97,150,593

This Note continues on the following pages.

Regional Council of Goyder
Notes to and forming part of the Financial Statements
for the year ended 30 June 2022

Note 7 - INFRASTRUCTURE, PROPERTY, PLANT & EQUIPMENT

	2021	Carrying Amounts Movement During the Year				2022
	\$	\$				\$
	Carrying Amount	Additions		Disposals	Dep'n	Carrying Amount
		New / Upgrade	Renewals			
Land - CT - MV	927,000	-	-	-	-	927,000
Land - CT - DRC	2,586,144	-	-	-	-	2,586,144
Buildings - DRC	6,833,248	15,830	188,230	(30,173)	(225,709)	6,781,426
Buildings - MV	6,922,455	-	241,962	-	(170,020)	6,994,397
Infrastructure : Sport & Recreation	5,521,484	-	35,483	(44,833)	(151,895)	5,360,239
Infrastructure : Bridges	2,621,886	-	-	(222,515)	(42,371)	2,357,000
Infrastructure : Footpaths	1,644,823	54,312	170,702	-	(65,403)	1,804,434
Infrastructure : Kerbing & Gutter	6,010,454	-	-	-	(165,955)	5,844,499
Infrastructure : Pavement	21,237,475	-	-	-	(343,580)	20,893,895
Infrastructure : Drainage	10,922,175	4,361	510,250	-	(273,716)	11,163,070
Infrastructure : Signs	351,058	-	3,962	-	(77,665)	277,355
Infrastructure : Sealed Roads	5,336,095	-	-	-	(560,865)	4,775,230
Infrastructure : Sheeted Roads	13,106,185	-	1,912,215	-	(1,766,106)	13,252,294
Infrastructure : CWMS	2,569,697	-	23,810	-	(113,587)	2,479,920
Infrastructure : Housing & Community Amenity	2,733,614	296,775	373,610	(4,794)	(78,403)	3,320,802
Plant & Equipment	6,644,349	60,211	-	-	(786,679)	5,917,881
Minor Plant	189,943	9,097	-	-	(20,953)	178,087
Furniture & Fittings	992,508	85,762	39,164	-	(96,374)	1,021,060
Total IPP&E	97,150,593	526,348	3,499,388	(302,315)	(4,939,281)	95,934,733
Comparatives	96,266,912	965,897	5,458,292	(682,804)	(4,857,704)	97,150,593

This note continues on the following pages.

Regional Council of Goyder
Notes to and forming part of the Financial Statements
for the year ended 30 June 2022

Note 7 (con't) – INFRASTRUCTURE, PROPERTY, PLANT & EQUIPMENT

Valuation of Assets

General Valuation Principles

Accounting procedure: Upon revaluation, the current new replacement cost and accumulated depreciation are re-stated such that the difference represents the fair value of the asset determined in accordance with AASB 13 *Fair Value Measurement*: accumulated depreciation is taken to be the difference between current new replacement cost and fair value. In the case of land, fair value is taken to be the current replacement cost.

Highest and best use: For land which Council has an unfettered right to sell, the "highest and best use" recognises the possibility of the demolition or substantial modification of some or all of the existing buildings and structures affixed to the land.

Much of the land under Council's care and control is Crown land or has been declared as community land under the provisions of the Local Government Act 1999. Other types of restrictions also exist.

For land subject to these restrictions, the highest and best use is taken to be the "highest and best use" available to Council, with a rebuttable presumption that the current use is the "highest and best use". The reason for the current use of a large proportion of Council's assets being other than the "highest and best use" relates to Council's principal role as the provider of services to the community, rather than the use of those assets for the generation of revenue.

For buildings and other structures on and in the land, including infrastructure, "highest and best use" is determined in accordance with the land on and in which they are situated.

Fair value hierarchy level 2 valuations: Certain land, and the buildings and structures thereon, are shown above as being based on fair value hierarchy level 2 valuation inputs. They are based on prices for similar assets in an active market, with directly or indirectly observable adjustments for specific advantages or disadvantages attaching to the particular asset.

Fair value hierarchy level 3 valuations of land: Valuations of community land and land subject to other restrictions on use or disposal, shown above as being based on fair value hierarchy level 3 valuation inputs, are based on prices for similar assets in an active market, but include adjustments for specific advantages or disadvantages attaching to the particular asset that are not directly or indirectly observable in that market, or the number and / or amount of observable adjustments of which are so great that the valuation is more fairly described as being based on level 3 valuation inputs.

Fair value hierarchy level 3 valuations of buildings, infrastructure and other assets: There is no known market for these assets and they are valued at depreciated current replacement cost. This method involves:

The determination of the cost to construct the asset (or its modern engineering equivalent) using current prices for materials and labour, the quantities of each being estimated based on recent experience of this or similar Councils, or on industry construction guides where these are more appropriate.

The calculation of the depreciation that would have accumulated since original construction using current estimates of residual value and useful life under the prime cost depreciation method adopted by Council.

This method has significant inherent uncertainties, relying on estimates of quantities of materials and labour, residual values and useful lives, and the possibility of changes in prices for materials and labour, and the potential for development of more efficient construction techniques. Accordingly, formal sensitivity analysis does not provide useful information.

Regional Council of Goyder
Notes to and forming part of the Financial Statements
for the year ended 30 June 2022

Note 7 (con't) – INFRASTRUCTURE, PROPERTY, PLANT & EQUIPMENT

Capitalisation thresholds used for Council's computers is \$1,000 and a threshold of \$2,000 is utilised for remaining assets. No capitalisation threshold is applied to the acquisition of land or interests in land.

Estimated Useful Lives: Useful lives are estimated for each individual asset. In estimating useful lives, regard is had to technical and commercial obsolescence, as well as legal and other limitations on continued use. The range of useful lives for a representative range of assets is shown below, although individual assets may have an estimated total useful life of greater or lesser amount:

Plant, Furniture & Equipment

Office Equipment & Furniture	5 to 10 years
Vehicles and Road-making Equipment	5 to 20 years
Other Plant & Equipment	5 to 10 years

Building & Other Structures

Buildings	20 to 100 years
Park Structures	20 to 40 years
Playground equipment	10 to 50 years

Infrastructure

Bridges	42 to 83 years
Footpaths & Paving	43 years
Kerbing & Guttering	71 years
Pavement	77 to 100 years
Drainage	50 to 100 years
Floodways	20 to 100 years
Signs	20 years
Sealed Roads – Surface	19 to 25 years
Unsealed Roads – Surface	18 to 20 years
Reticulation Pipes	50 to 70 years
Pumps & Telemetry	15 to 20 years
Dams	100 years
Bores	20 to 40 years

Land & Land Improvements

Council being of the opinion that it is not possible to attribute a value sufficiently reliably to qualify for recognition, land under roads has not been recognised in these reports. Land acquired for road purposes during the year is initially recognised at cost, but transferred to fair value at reporting date, effectively writing off the expenditure.

The following asset categories were valued by Mid North Valuations as at 1st July 2018 at market value cost and current written down value. All subsequent additions have been recognised at cost.

Regional Council of Goyder
Notes to and forming part of the Financial Statements
for the year ended 30 June 2022

Note 7 (con't) – INFRASTRUCTURE, PROPERTY, PLANT & EQUIPMENT

As at 1st July 2018 Council have recognised assets such as buildings and structures that exist on Council land yet are leased to external bodies such as Sporting Organisations, CFS and SA Ambulance. All subsequent additions have been recognised at cost. The next revaluation is scheduled to occur as at 1st July 2023.

1. Land CT – MV
2. Land CT – DRC
3. Buildings – DRC
4. Buildings – MV
5. Infrastructure – Sport and Recreation

Infrastructure

The following asset categories were revalued as at 1st July 2018 by Tonkin Consulting. All subsequent additions have been recognised at cost.

The next revaluation is scheduled to occur as at 1st July 2023.

1. Infrastructure – Footpaths
2. Infrastructure – Kerbing and Gutters
3. Infrastructure – Pavement
4. Infrastructure – Drainage
5. Infrastructure – Signs
6. Infrastructure – Sealed Roads
7. Infrastructure – Sheeted Roads
8. Infrastructure – Bridges

The asset category Infrastructure CWMS (Community Wastewater Management System) was revalued by Alano Water as at 1st July 2018 at depreciated current replacement cost. All subsequent additions have been recognised at cost.

The next revaluation is scheduled to occur as at 1st July 2023.

The asset category Infrastructure Housing & Community Amenity is recorded at cost.

All acquisitions made after the respective dates of valuation are recorded at cost.

Plant & Machinery, Minor Plant and Furniture & Fittings

These asset categories are recorded at cost.

Regional Council of Goyder
Notes to and forming part of the Financial Statements
for the year ended 30 June 2022

Note 8 - LIABILITIES

	2022		2021	
	\$		\$	
TRADE & OTHER PAYABLES	Current	Non-current	Current	Non-current
Goods & Services	312,838	-	480,122	-
Payments received in advance	3,202	-	-	-
Accrued expenses - employee entitlements	142,649	-	157,632	-
Accrued expenses - other	80,297	-	99,226	-
Trusts	35,787	-	35,787	-
Deed of Gift (Solar River), Local Roads Community Infrastructure funding, Copper Coast Council - World Heritage contribution	1,802,580	-	1,518,816	-
Other Payables	906	-	71	-
	<u>2,378,259</u>	-	<u>2,291,654</u>	-
 BORROWINGS				
Loans	<u>152,242</u>	<u>340,405</u>	<u>210,528</u>	<u>814,129</u>
	<u>152,242</u>	<u>340,405</u>	<u>210,528</u>	<u>814,129</u>

All interest bearing liabilities are secured over the future revenues of the Council.

PROVISIONS

LSL Employee entitlements (including oncosts)	313,903	71,188	303,799	70,527
AL Employee entitlements (including oncosts)	209,880	122,544	267,538	144,649
	<u>523,783</u>	<u>193,732</u>	<u>571,337</u>	<u>215,176</u>

Movements in Provisions - 2022 year only
(current & non-current)

	<i>Leave Provision</i>
Opening Balance	786,513
Add Unwinding of present value discounts	-
Additional amounts recognised	400,639
(Less) Payments	469,637
Unused amounts reversed	-
Add (Less) Remeasurement Adjustments	-
Closing Balance	<u>717,515</u>

Regional Council of Goyder
Notes to and forming part of the Financial Statements
for the year ended 30 June 2022

Note 9 - RESERVES

ASSET REVALUATION RESERVE	1/7/2021	Net Increments/ (Decrements)	Transfers, Impairments	30/6/2022
	\$	\$	\$	\$
Land	3,261,005	-	-	3,261,005
Buildings	18,749,719	-	-	18,749,719
Infrastructure : Sport & Recreation	4,077,235	-	-	4,077,235
Infrastructure : Bridges	1,922,186	-	-	1,922,186
Infrastructure : Footpaths	1,625,150	-	-	1,625,150
Infrastructure : Kerbing & Gutter	7,544,704	-	-	7,544,704
Infrastructure : Pavement	20,948,184	-	-	20,948,184
Infrastructure : Drainage	6,765,531	-	-	6,765,531
Infrastructure : Signs	605,882	-	-	605,882
Infrastructure : Sealed Roads	3,924,111	-	-	3,924,111
Infrastructure : Sheeted Roads	11,553,800	-	-	11,553,800
Infrastructure : CWMS	1,540,840	-	-	1,540,840
TOTAL	82,518,347	-	-	82,518,347
Comparatives	82,518,347	-	-	82,518,347

OTHER RESERVES	1/7/2021	Transfers to Reserve	Transfers from Reserve	30/6/2022
Ward Recreation Funds	21,534	-	(1,425)	20,109
Ward Capital Project Funds	84,651	2,613	-	87,264
Burra CWMS	461,828	-	(329,877)	131,951
Eudunda CWMS	-	268,334	-	268,334
Waste Management	35,380	-	(25,587)	9,793
Burra Caravan Park	170,548	72,318	-	242,866
Paxton Square Cottages	79,443	-	(79,443)	-
Burra Passport Product	113,647	104,142	-	217,789
Development Fees	141,112	-	-	141,112
Burra Cemetery Headstone	2,287	-	-	2,287
Roads to Recovery	-	494,471	-	494,471
Dog Control	31,962	-	(17,692)	14,270
TOTAL OTHER RESERVES	1,142,392	941,878	(454,024)	1,630,246
Comparatives	927,940	301,978	(87,526)	1,142,392

Regional Council of Goyder
Notes to and forming part of the Financial Statements
for the year ended 30 June 2022

Note 9 - RESERVES

PURPOSES OF RESERVES

Asset Revaluation Reserve

The asset revaluation reserve is used to record increments and decrements arising from changes in fair value of non-current assets (less any subsequent impairment losses, where applicable).

(Other Reserves)

Ward Recreation Funds	for financial assistance to community groups for Sports and Recreation projects
Capital Projects Funds	for financial assistance to community groups for capital projects and major maintenance of council owned buildings
Community Wastewater Management	to account for surplus from operations of the schemes to fund future expansion and upgrade of Councils CWM systems (STEDS) in the towns of Eudunda and Burra
Waste Management	to account for surplus funds from operation of the Waste Collection system, for future upgrades and capital costs
Burra Caravan Park	to account for surplus funds from operations of the Burra Caravan park for future upgrades, capital costs and maintenance
Paxton Square Cottages	to account for surplus funds from operations of the Paxton Square Cottages for future upgrades, capital costs and maintenance
Burra Passport Product	to fund the maintenance of council owned heritage sites within Burra
Development Fees	to account for any surplus of development application fees for development projects with a value over \$5 million, over and above the cost of processing the development proposal
Burra Cemetery Headstone	to account for income received for the restoration of headstones at the Burra Cemetery
Roads to Recovery	to account for Roads to Recovery Funded projects carried forward to 2022/23
Dog Control	to account for excess income over expenditure for the Dog control function - to be allocated to capital projects future years

Regional Council of Goyder
Notes to and forming part of the Financial Statements
for the year ended 30 June 2022

Note 10 - ASSETS SUBJECT TO RESTRICTIONS

The uses of the following assets are restricted, wholly or partially, by legislation or other externally imposed requirements. The assets are required to be utilised for the purposes for which control was transferred to Council, or for which the revenues were originally obtained.

	2022	2021
CASH & FINANCIAL ASSETS	\$	\$
Unexpended amounts received from Federal Government		
<u>Department of Infrastructure</u>		
Local Roads Community Infrastructure Phase 2	-	310,816
Local Roads Community Infrastructure Phase 3	767,234	-
<u>Department of Environment and Heritage</u>		
Burra Historic Mine Office Project	173,493	206,500
TOTAL ASSETS SUBJECT TO EXTERNALLY IMPOSED RESTRICTIONS	940,727	517,316

Regional Council of Goyder
Notes to and forming part of the Financial Statements
for the year ended 30 June 2022

Note 11 - RECONCILIATION TO CASH FLOW STATEMENT

(a) Reconciliation of Cash

Cash Assets comprise highly liquid investments with short periods to maturity subject to insignificant risk of changes of value. Cash at the end of the reporting period as shown in the Cash Flow Statement is reconciled to the related items in the Balance Sheet as follows:

	Notes	2022 \$	2021 \$
Total cash & equivalent assets	5	8,451,813	6,339,504
Balances per Cash Flow Statement		<u>8,451,813</u>	<u>6,339,504</u>

(b) Reconciliation of Change in Net Assets to Cash from Operating Activities

Net Surplus (Deficit)		957,393	274,196
Non-cash items in Income Statement			
Depreciation, amortisation & impairment		4,461,485	4,470,551
Net increase (decrease) in unpaid employee benefits		(83,981)	78,620
Grants for capital acquisitions treated as Investing Activity		(740,445)	(1,222,511)
Net (Gain) Loss on Disposals		302,315	239,987
		<u>4,896,767</u>	<u>3,840,843</u>
Add (Less): Changes in Net Current Assets			
Net (increase) decrease in receivables		311,681	198,240
Net (increase) decrease in inventories		(117,107)	(222,165)
Net increase (decrease) in trade & other payables		101,588	(566,458)
Net Cash provided by (or used in) operations		<u>5,192,929</u>	<u>3,250,460</u>

(c) Non-Cash Financing and Investing Activities

(d) Financing Arrangements

Unrestricted access was available at balance date to the following lines of credit:

Corporate Credit Cards	12,000	12,000
LGFA Cash Advance Debenture facility	2,266,054	3,751,186

Regional Council of Goyder
Notes to and forming part of the Financial Statements
for the year ended 30 June 2022

Note 12 - FUNCTIONS

INCOMES, EXPENSES AND ASSETS HAVE BEEN DIRECTLY ATTRIBUTED TO THE FOLLOWING FUNCTIONS & ACTIVITIES

	INCOME		EXPENSES		OPERATING SURPLUS (DEFICIT)		GRANTS INCLUDED IN INCOME		TOTAL ASSETS HELD (CURRENT & NON-CURRENT)	
	ACTUAL	ACTUAL	ACTUAL	ACTUAL	ACTUAL	ACTUAL				
	2022	2021	2022	2021	2022	2021	2022	2021	2022	2021
	\$	\$	\$	\$	\$	\$	\$	\$	\$	\$
Administration	5,024,832	4,835,234	2,244,751	2,218,363	2,780,082	2,616,871	-	-	8,383,833	6,339,504
Public Order & Safety	75,514	78,068	167,210	145,633	(91,696)	(67,565)	20,000	21,000	-	-
Health	3,766	1,649	36,168	30,176	(32,401)	(28,527)	-	-	-	-
Social Security & Welfare	14,018	38,244	39,434	54,301	(25,417)	(16,057)	-	25,000	-	-
Housing & Community Services	934,408	915,327	1,602,885	1,670,870	(668,477)	(755,543)	-	-	6,006,260	5,885,278
Sport Recreation & Culture	382,871	158,889	1,648,524	1,582,488	(1,265,653)	(1,423,599)	711,827	583,707	18,485,391	18,740,597
Agricultural Services	326,522	321,371	337,896	330,188	(11,374)	(8,817)	-	-	-	-
Mining & Manufacture	-	1,961	753,619	505,183	(753,619)	(503,222)	-	-	1,518,530	1,675,585
Transport & Communication	2,245,404	3,235,136	4,805,644	5,718,098	(2,560,240)	(2,482,962)	2,418,546	2,363,277	62,530,988	63,420,919
Economic Affairs	1,174,913	1,093,050	996,818	1,633,538	178,095	(540,488)	-	-	3,279,010	3,236,177
NEC - Other Purposes	3,294,866	2,849,512	324,903	347,931	2,969,963	2,501,581	3,154,084	2,664,170	9,605,243	10,068,205
TOTALS	13,477,114	13,528,441	12,957,851	14,236,769	519,263	(708,328)	6,304,457	5,657,154	109,809,255	109,366,265

Regional Council of Goyder
Notes to and forming part of the Financial Statements
for the year ended 30 June 2022

Note 12 (con't) - COMPONENTS OF FUNCTIONS

The activities relating to Council functions are as follows:

1. Council Administration

Governance, Administration, Elected Members, Organisational support services, Accounting/Finance, Payroll, Human Resources, Information Technology, Communication, Rates Administration, Records Management, Contract Management, Customer Service, Other Support Services

2. Public Order & Safety

Dog and Cat Management, Emergency Services, Fire Prevention/protection, Citizenship Ceremonies, Australia Day celebrations, Littering, abandoned vehicles

3. Health

Health services, Immunisation, Preventive Health Services, Community Health Programmes

4. Social Security & Welfare

Community Transport Network, Services for the Aged and Disabled, Children and youth services, Family and Neighbourhood Support, Community Centres, Other Community Support

5. Housing & Community Services

Planning Services, Cemetery Administration, Public Conveniences, Sanitation & Garbage collection, Waste transfer stations, Sewerage/CWMS, support for Goyder Community Management Committees, Housing – Council Houses, Street lighting, health

6. Sport, Recreation & Culture

Burra Community School Library, Eudunda and Robertstown Community Library, Halls, Parks & gardens, Reserves, Sporting Grounds, Swimming Pools, Heritage assets, Burra Art Gallery, Burra and Eudunda TV facilities, Museums, Star Club Field Officer, Arts and Cultural Facilitator.

7. Agricultural Services

Agricultural Water, Landcare, Natural Resources Management Levy, Drum Muster Programme, Pest Control

8. Mining & Manufacture

Building Assessment, Rubble raising and quarrying

9. Transport

Bridges, Footpaths and Kerbing, Roads – sealed, Roads – formed, Roads – natural formed, Roads – unformed, Traffic Management, LGGC – roads (formula funded), and other transport

10. Economic Development & Business Undertakings

Burra & Goyder Visitor Information Centre, Regional Development, Support to Local Businesses, Tourism, Burra Caravan Park, Paxton Square Cottages, Paxton Convention Centre

11. NEC – Other Purposes

Donations, community engagement, community newsletters, LGGC – general purpose, plant hire & depots, drought recovery co-ordinator, COVID-19 activities

Regional Council of Goyder
Notes to and forming part of the Financial Statements
for the year ended 30 June 2022

Note 13 - FINANCIAL INSTRUMENTS

All financial instruments are categorised as *loans and receivables*.

Accounting Policies - Recognised Financial Instruments

Bank, Deposits at Call, Short Term Deposits

Accounting Policy: initially recognised at fair value and subsequently measured at amortised cost, interest is recognised when earned

Terms & conditions: Deposits are returning a fixed interest rate of 0.37% (2021: 0.75% and 0.85%). Short term deposits are with the LGFA at an interest rate of 1.05% (2021: 0.3%).

Carrying amount: approximates fair value due to the short term to maturity.

Receivables - Rates & Associated

Accounting Policy: initially recognised at fair value and subsequently measured at amortised cost. An impairment provision is recognised using the expected credit loss method

Terms & conditions: Secured over the subject land, arrears attract interest of 3.05% (2021: 3.3%) Although Council is not materially exposed to any individual debtor, credit risk exposure is concentrated within the Council's boundaries in the State.

Carrying amount: approximates fair value (after deduction of any allowance).

Receivables - Fees & other charges

Accounting Policy: initially recognised at fair value and subsequently measured at amortised cost. An impairment provision is recognised using the expected credit loss method

Terms & conditions: Unsecured, and do not bear interest. Although Council is not materially exposed to any individual debtor, credit risk exposure is concentrated within the Council's boundaries.

Carrying amount: approximates fair value (after deduction of any allowance).

Liabilities - Creditors and Accruals

Accounting Policy: Liabilities are recognised for amounts to be paid in the future for goods and services received, whether or not billed to the Council.

Terms & conditions: Liabilities are normally settled on 30 day terms.

Carrying amount: approximates fair value.

Liabilities - Interest Bearing Borrowings

Accounting Policy: initially recognised at fair value and subsequently at amortised cost, interest is charged as an expense using the effective interest rate

Terms & conditions: secured over future revenues, borrowings are **Cash Advance Debenture Loans**, interest is charged quarterly with variable rates between 2.05% and 2.8% (2021: 6.75%)

Carrying amount: approximates fair value.

Regional Council of Goyder
Notes to and forming part of the Financial Statements
for the year ended 30 June 2022
Note 13 - FINANCIAL INSTRUMENTS (con't)

Liquidity Analysis

2022	Due < 1 year	Due > 1 year ≤ 5 years	Due > 5 years	Total Contractual Cash Flows	Carrying Values
	\$	\$	\$	\$	\$
Financial Assets					
Cash & Equivalents	8,451,813	-	-	8,451,813	8,451,813
Receivables	2,039,310	36,597	24,055	2,099,962	2,022,739
Total	10,491,123	36,597	24,055	10,551,775	10,474,552
Financial Liabilities					
Payables	2,155,313	-	-	2,155,313	2,155,313
Current Borrowings	154,307	-	-	154,307	152,242
Lease Liabilities	-	-	-	-	-
Non-Current Borrowings	-	367,979	-	367,979	340,405
Total	2,309,620	367,979	-	2,677,599	2,647,960
2021	Due < 1 year	Due > 1 year; ≤ 5 years	Due > 5 years	Total Contractual Cash Flows	Carrying Values
	\$	\$	\$	\$	\$
Financial Assets					
Cash & Equivalents	6,339,504	-	-	6,339,504	6,339,504
Receivables	2,287,305	26,585	-	2,313,890	2,313,467
Total	8,626,809	26,585	-	8,653,394	8,652,971
Financial Liabilities					
Payables	2,034,794	-	-	2,034,794	2,034,796
Current Borrowings	240,073	-	-	240,073	210,528
Lease Liabilities	16,456	-	-	16,456	-
Non-Current Borrowings	-	750,754	130,147	880,901	814,129
Total	2,291,323	750,754	130,147	3,172,224	3,059,453

The following interest rates were applicable to Council's borrowings at balance date:

	30 June 2022		30 June 2021	
	Weighted Average Interest Rate	Carrying Value	Weighted Average Interest Rate	Carrying Value
	%	\$	%	\$
Other Variable Rates	2.07	492,647	1.32	650,058
Fixed Interest Rates	-	-	6.75	374,599
		492,647		1,024,657

Regional Council of Goyder
Notes to and forming part of the Financial Statements
for the year ended 30 June 2022

Note 13 - FINANCIAL INSTRUMENTS (con't)

Net Fair Value

All carrying values approximate fair value for all recognised financial instruments. There is no recognised market for the financial assets of the Council.

Risk Exposures:

Credit Risk represents the loss that would be recognised if counterparties fail to perform as contracted. The maximum credit risk on financial assets of the Council is the carrying amount, net of any impairment. All Council investments are made with the SA Local Government Finance Authority and are guaranteed by the SA Government. Except as detailed in Notes 5 & 6 in relation to individual classes of receivables, exposure is concentrated within the Council's boundaries, and there is no material exposure to any individual debtor.

Market Risk is the risk that fair values of financial assets will fluctuate as a result of changes in market prices. All of Council's financial assets are denominated in Australian dollars and are not traded on any market, and hence neither market risk nor currency risk apply.

Liquidity Risk is the risk that Council will encounter difficulty in meeting obligations with financial liabilities. In accordance with the model Treasury Management Policy (LGA Information Paper 15), liabilities have a range of maturity dates. Council also has available a range of bank overdraft and standby borrowing facilities that it can access.

Interest Rate Risk is the risk that future cash flows will fluctuate because of changes in market interest rates. Council has a balance of both fixed and variable interest rate borrowings and investments. Cash flow fluctuations are managed holistically in seeking to minimise interest costs over the longer term in a risk averse manner.

Regional Council of Goyder
Notes to and forming part of the Financial Statements
for the year ended 30 June 2022

Note 14 - COMMITMENTS FOR EXPENDITURE

		2022	2021
	Notes	\$	\$
Capital Commitments			
Capital expenditure committed for at the reporting date but not recognised in the financial statements as liabilities:			
Bridges		-	432,982
Drainage & Floodways		-	194,776
Kerbing & Footpaths		237,082	-
Park Infrastructure		12,150	-
		<u>249,232</u>	<u>627,758</u>
These expenditures are payable:			
Not later than one year		249,232	627,758
		<u>249,232</u>	<u>627,758</u>
Other Expenditure Commitments			
Audit Services - September 2022		6,000	12,000
Chief Executive Officer Employment Contract - June 2026		943,020	235,755
Photocopiers (6) - October 2026		126,531	112,340
Burra Cleaning Contract - March 2023		66,867	-
		<u>1,142,418</u>	<u>360,095</u>

Regional Council of Goyder
Notes to and forming part of the Financial Statements
for the year ended 30 June 2022

Note 15 - FINANCIAL INDICATORS

	2022	2021	2020
Operating Surplus Ratio			
<u>Operating Surplus</u>	3.9%	(5.2%)	(0.5%)
Total Operating Income			

This ratio expresses the operating surplus as a percentage of total operating revenue.

Net Financial Liabilities Ratio

<u>Net Financial Liabilities</u>	(52%)	(34%)	(44%)
Total Operating Income			

Net Financial Liabilities are defined as total liabilities less financial assets. These are expressed as a percentage of total operating revenue.

Adjustments to Ratios

In recent years the Federal Government has made advance payments prior to 30th June from future year allocations of financial assistance grants, as explained in Note 1. These **Adjusted Ratios** correct for the resulting distortion in key ratios for each year and provide a more accurate basis for comparison between years.

Adjusted Operating Surplus Ratio	(5.2%)	(3.1%)	3.9%
Adjusted Net Financial Liabilities Ratio	(35%)	(23%)	(29%)

Asset Renewal Funding Ratio

<u>Outlays on Existing Assets</u>	65%	77%	80%
Asset Renewals - IAMP			

Net asset renewals expenditure is defined as net capital expenditure on the renewal and replacement of existing assets, and excludes new capital expenditure on the acquisition of additional assets.

Ratio Analysis:

The adjusted Operating Surplus of (5.2%) is marginally less than Council's minimum benchmark of 0% due to expenditure items carried forward from 2020/21 into the 2021/22 financial year.

The adjusted Net Financial Liabilities ratio of (35%) is greater than the Council minimum benchmark of 20% due to Council's financial assets being far greater than Council's financial liabilities.

The Asset Renewal Funding Ratio is 35% less than the ratio established in the Long Term Financial Plan primarily due to \$2.3M capital expenditure work in progress as at the 30th June 2022 carried forward to the 2022/23 financial year and due to be capitalised on completion.

Regional Council of Goyder
Notes to and forming part of the Financial Statements
for the year ended 30 June 2022

Note 16 - UNIFORM PRESENTATION OF FINANCES

The following is a high level summary of both operating and capital investment activities of the Council prepared on a simplified Uniform Presentation Framework basis.

All Councils in South Australia have agreed to summarise annual budgets and long-term financial plans on the same basis.

The arrangements ensure that all Councils provide a common 'core' of financial information, which enables meaningful comparisons of each Council's finances

	2022	2021
	\$	\$
Income	13,477,114	13,528,441
Expenses	<u>(12,957,851)</u>	<u>(14,236,769)</u>
Operating Surplus / (Deficit)	519,263	(708,328)
 Net Outlays on Existing Assets		
Capital Expenditure on renewal and replacement of Existing Assets	(2,737,327)	(5,091,753)
Add back Depreciation, Amortisation and Impairment	4,461,485	4,470,551
Proceeds from Sale of Replaced Assets	<u>-</u>	<u>442,818</u>
	1,724,158	(178,384)
 Net Outlays on New and Upgraded Assets		
Capital Expenditure on New and Upgraded Assets <i>(including investment property & real estate developments)</i>	(526,348)	(965,897)
Amounts received specifically for New and Upgraded Assets	740,445	1,222,511
	<u>214,097</u>	<u>256,614</u>
Net Lending / (Borrowing) for Financial Year	<u>2,457,518</u>	<u>(630,098)</u>

Regional Council of Goyder
Notes to and forming part of the Financial Statements
for the year ended 30 June 2022

Note 17 – SUPERANNUATION

The Council makes employer superannuation contributions in respect of its employees to Host Plus Super. There are two types of membership, each of which is funded differently. Permanent and contract employees of the South Australian Local Government sector with Salarylink benefits prior to 24 November 2009 have the option to contribute to the Accumulation section and/or Salarylink. All other employees (including casuals) have all contributions allocated to the Accumulation section.

Accumulation only Members

Accumulation only members receive both employer and employee contributions on a progressive basis. Employer contributions are based on a fixed percentage of ordinary time earnings in accordance with superannuation guarantee legislation (9.5% in 2020-21; 10.0% in 2021-22). No further liability accrues to the Council as the superannuation benefits accruing to employees are represented by their share of the net assets of the Fund.

Salarylink (Defined Benefit Fund) Members

Salarylink is a defined benefit scheme where the benefit payable is based on a formula determined by the member's contribution rate, number of years and level of contribution and final average salary. Council makes employer contributions to Salarylink as determined by the Fund's Trustee based on advice from the appointed Actuary. The rate is currently 6.3% (6.3% in 2020-21) of "superannuation" salary.

In addition, Council makes a separate contribution of 3% of ordinary time earnings for Salarylink members to their Accumulation account. Employees also make member contributions to the Salarylink section of the Fund. As such, assets accumulate in the Salarylink section of the Fund to meet the member's benefits, as defined in the Trust Deed, as they accrue.

The Salarylink section is a multi-employer sponsored plan. As the Salarylink section's assets and liabilities are pooled and are not allocated by each employer, and employees may transfer to another employer within the local government sector and retain membership of the Fund, the Actuary is unable to allocate benefit liabilities, assets and costs between employers. As provided by AASB 119.34(a), Council does not use defined benefit accounting for these contributions.

The most recent actuarial investigation was conducted by the Fund's actuary, Louise Campbell, FIAA, of Willis Towers Watson as at 30 June 2022. The Trustee has determined that the current funding arrangements are adequate for the expected Salarylink liabilities. However, future financial and economic circumstances may require changes to Council's contribution rates at some future time.

Contributions to Other Superannuation Schemes

Council also makes contributions to other superannuation schemes selected by employees under the "choice of fund" legislation. All such schemes are of the accumulation type, where the superannuation benefits accruing to the employee are represented by their share of the net assets of the scheme, and no further liability attaches to the Council.

Regional Council of Goyder
Notes to and forming part of the Financial Statements
for the year ended 30 June 2022

Note 18 - INTERESTS IN OTHER ENTITIES

REGIONAL SUBSIDIARIES

Council is one of 15 Councils that are members of the Legatus Group (Central Local Government Region of SA) incorporated under the Local Government Act 1999. The financials of the group have not been included into Council's Annual Financial Statements as they are not considered to be material.

Note 19 - CONTINGENT ASSETS AND CONTINGENT LIABILITIES

The following assets and liabilities do not qualify for recognition in the Statement of Financial Position but knowledge of those items is considered relevant to user of the financial report in making and evaluating decisions about the allocation of scarce resources.

1. LAND UNDER ROADS

As reported elsewhere in these Statements, Council is of the opinion that it is not possible to attribute a value sufficiently reliably for these assets to qualify for recognition, and accordingly land under roads has not been recognised in these reports. Land acquired for road purposes during the year is initially recognised at cost, but transferred to fair value at reporting date, effectively writing off the expenditure.

At reporting date, Council controlled 3,467 km of road reserves of average width 20 metres.

2. POTENTIAL INSURANCE LOSSES

Council is a multi-purpose organisation providing a large range of building, parks infrastructure, playgrounds and other facilities accessible to the public. At any time, it is likely that claims will have been made against Council that remain unsettled.

Council insures against all known insurable risks using a range of insurance policies, each of which is subject to a deductible "insurance excess", the amount of which varies according to the class of insurance.

Council has recognised the potential losses arising from claims known at reporting date based on average historical net cost (including insurance excess) of similar types of claims. Other potential claims not reported to Council may have existed at reporting date.

3. LEGAL EXPENSES

Council is the planning consent authority for its area under the Development Act 1993 (as amended). Pursuant to that Act, certain persons aggrieved by a planning decision of the Council may appeal. It is normal practice that parties bear their own legal costs. At the date of these reports, Council had notice of no appeals against planning decisions made prior to reporting date. All known costs have been recognised, but the amount of further costs cannot be known until the appeals are determined.

Note 20 – EVENTS OCCURRING AFTER STATEMENT OF FINANCIAL POSITION DATE

There are no significant events to be disclosed after balance date.

Regional Council of Goyder
Notes to and forming part of the Financial Statements
for the year ended 30 June 2022

Note 21 - RELATED PARTY DISCLOSURES

KEY MANAGEMENT PERSONNEL

The Key Management Personnel of the Council include the Mayor, Councillors, CEO and certain prescribed officers under section 112 of the Local Government Act 1999. In all, 10 persons were paid the following total compensation:

	2022	2021
	\$	\$
Salaries, allowances & other short term benefits	676,178	614,870
Post-employment benefits	58,230	55,515
Long term benefits	-	-
Termination benefits	-	-
TOTAL	734,408	670,385

Other than amounts paid as ratepayers or residents (e.g. rates, swimming pool entry fees, etc.), Council received the following amounts in total:

	2022	2021
	\$	\$
Contributions for fringe benefits tax purposes	-	-
Planning and building applications fees	884	1,308
Rentals for Council property	-	-
TOTAL	884	1,308

PARTIES RELATED TO KEY MANAGEMENT PERSONNEL

Key management personnel or close family members (including related parties) lodged two planning and building applications during the year. In accordance with the Local Government Act 1999, these persons took no part in the assessment or approval processes for these applications. Total fees for the applications paid in 2021/22 was \$884 which was paid in full as at 30th June 2022.

One elected member has three close family members on the board of the Burra Sports and Community Club. Council made payments of \$4,590 to the club during the 2021/22 financial year. There is no outstanding payments as at 30th June 2022.

One elected member has a financial interest in properties from which Council raised rubble and extracted water for road making purposes paying compensation for disruption and royalties at the rate applicable to third parties. The properties from which the rubble was raised and water extracted were selected by Council Staff based on the distance to the work site and the quality of the rubble for the required purpose. The total amount calculated on normal commercial terms in 2021/22 amounted to \$281 which was paid in full as at the 30th June 2022.

One close family member of an elected member was employed by Council under the Regional Council of Goyder Enterprise Agreement No 9–2021. The total amount paid to the employee including superannuation benefits in 2021/22 is \$30,450 which was paid in full as the 30th June 2022.

Regional Council of Goyder Independent Auditor's Report

We have audited the attached financial statements, being a general purpose financial report, of the Regional Council of Goyder (Council) for the year ended 30 June 2022.

Opinion

In our opinion, the financial statements of the Council are properly drawn up:

- a) to present fairly the financial position of the Council as at the 30 June 2022 and the results of its operations for the period then ended, and;
- b) according to Australian Accounting Standards.

Basis for Opinion

For the audit of the Council we have maintained our independence in accordance with the relevant ethical requirements of APES 110 Section 290. We believe that the audit evidence that we have obtained is sufficient and appropriate to provide a basis for our opinion.

Other Information – Basis of Accounting and Restriction on Distribution

Without modifying our opinion, we draw attention to Note 1 to the financial report, which describes the basis of accounting. The financial report is prepared to assist the Council to meet the requirements of the Local Government Act 1999 together with the Local Government (Financial Management) Regulations 2011. As a result, the financial report may not be suitable for another purpose. Our report is intended solely for the members.

Responsibilities of Management for the Financial Report

The Board of Management is responsible for the preparation of the financial report in accordance with the Local Government Act 1999 together with the Local Government (Financial Management) Regulations 2011 and for such internal control as management determines is necessary to enable the preparation of a financial report that is free from material misstatement, whether due to fraud or error.

Auditor's Responsibilities for the Audit of the Financial Report

Our responsibility is to express an opinion on the financial report based on our audit. We conducted our audit in accordance with Australian Auditing Standards. Those standards require that we comply with relevant ethical requirements and plan and perform the audit to obtain reasonable assurance about whether the schedule is free from material misstatement.

An audit involves performing procedures to obtain audit evidence about the amounts and disclosures in the financial report. The procedures selected depend on the auditor's judgment, including the assessment of the risks of material misstatement in the financial report, whether due to fraud or error. In making those risk assessments, the auditor considers internal control relevant to the association's preparation of the financial report in order to design audit procedures that are appropriate in the circumstances, but not for the purpose of expressing an opinion on the effectiveness of the association's internal control. An audit also includes evaluating the appropriateness of accounting policies used and the reasonableness of accounting estimates made by management, as well as evaluating the overall presentation of the financial report.

We believe that the audit evidence we have obtained is sufficient and appropriate to provide a basis for our audit opinion.



Ian G McDonald FCA
Registered Company Auditor 16458

Signed at Grange this 12 October 2022

Independent Assurance Report on the Internal Controls of the Regional Council of Goyder

We have audited the compliance of the Regional Council of Goyder (Council) with the requirements of Section 125 of the *Local Government Act 1999* in relation only to the Internal Controls established by the Council to ensure that financial transactions relating to the receipt, expenditure and investment of money, acquisition and disposal of property and incurring of liabilities for the period 1 July 2021 to 30 June 2022 have been conducted properly and in accordance with law.

Opinion

In our opinion, the Council has complied, in all material respects, with *Section 125 of the Local Government Act 1999* in relation to Internal Controls established by the Council in relation to the receipt, expenditure and investment of money, acquisition and disposal of property and incurring of liabilities so as to provide reasonable assurance that the financial transactions of the Council have been conducted properly and in accordance with law for the period 1 July 2021 to 30 June 2022.

Basis for Opinion

For the audit of the Council we have maintained our independence in accordance with the relevant ethical requirements of APES 110 Section 290. We believe that the audit evidence that we have obtained is sufficient and appropriate to provide a basis for our opinion.

Limitation on Use

This report has been prepared for the members of the Council in accordance with *Section 129 of the Local Government Act 1999* in relation to the Internal Controls specified above. We disclaim any assumption of responsibility for any reliance on this report to any persons or users other than the members of the Council, or for any purpose other than that for which it was prepared.

Inherent Limitations

Due to the inherent limitations of any compliance procedure, it is possible that fraud, error or non-compliance may occur and not be detected. A reasonable assurance engagement is not designed to detect all instances of non-compliance with *Section 125 of the Local Government Act 1999* in relation to the Internal Controls specified above, as the engagement is not performed continuously throughout the period and the procedures performed in respect of compliance with *Section 125 of the Local Government Act 1999* in relation to the Internal Controls specified above are undertaken on a test basis.

The Council's Responsibility for the Internal Controls

The Council is responsible for implementing and maintaining an adequate system of internal controls, in accordance with *Section 125 of the Local Government Act 1999* in relation to Internal Controls to ensure that the receipt, expenditure and investment of money, the acquisition and disposal of property, and incurring of liabilities have been conducted properly and in accordance with law.

Our Responsibility

Our responsibility is to express an opinion on the Council's compliance with *Section 125 of the Local Government Act 1999* in relation only to the Internal Controls established by the Council to ensure that financial transactions relating to the receipt, expenditure and investment of money, acquisition and disposal of property and incurring of liabilities, based on our procedures. Our engagement has been conducted in accordance with applicable *Australian Standards on Assurance Engagements ASAE 3100 Compliance Engagements*, issued by the *Australian Auditing and Assurance Standards Board*, in order to state whether, in all material respects, the Council has complied with *Section 125 of the Local Government Act 1999* in relation only to the Internal Controls specified above for the period 1 July 2021 to 30 June 2022. *ASAE 3100* also requires us to comply with the relevant ethical requirements of the Australian professional accounting bodies.

Our procedures included obtaining an understanding of controls in relation to the receipt, expenditure and investment of money, the acquisition and disposal of property and the incurring of liabilities, evaluating management's assessment of these controls, assessing the risk that a material weakness exists, and testing and evaluating the design and implementation of controls on a sample basis based on the assessed risks.

We believe that the audit evidence we have obtained is sufficient and appropriate to provide a basis for our audit opinion.



Ian G McDonald FCA

Chartered Accountant
Registered Company Auditor 16458

Signed at Grange this 12 October 2022

Regional Council of Goyder

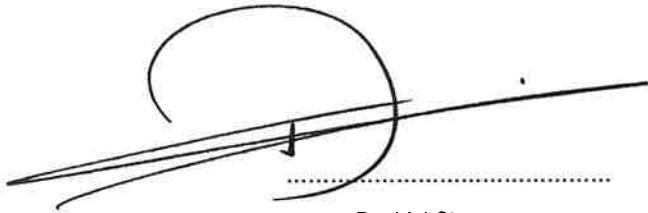
Annual Financial Statements

for the year ended 30 June 2022


CERTIFICATION OF AUDITOR INDEPENDENCE

To the best of our knowledge and belief, we confirm that, for the purpose of the audit of the Regional Council of Goyder for the year ended 30 June 2022, the Council's Auditor, Ian G. McDonald has maintained his independence in accordance with the requirements of the *Local Government Act 1999* and the *Local Government (Financial Management) Regulations 2011* made under that Act.

This statement is prepared in accordance with the requirements of Regulation 22(3) *Local Government (Financial Management) Regulations 2011*.



David J Stevenson
CHIEF EXECUTIVE OFFICER



Dafydd Llewelyn
PRESIDING MEMBER AUDIT COMMITTEE

Date: 20 September 2022

REGIONAL COUNCIL OF GOYDER

Annual Financial Statement

For the year ended 30 June 2022

Audit Certificate of Audit Independence

We confirm that, for the audit of the financial statements of the Regional Council of Goyder for the year ended 30 June 2022, we have maintained our independence in accordance with the requirements of APES 110 – Code of Ethics for Professional Accountants, Section 290, published by the Accounting Professional and Ethical Standards Board, in accordance with the *Local Government Act 1999 and the Local Government (Financial Management) Regulations 2011* made under that Act.

This statement is prepared in accordance with the requirements of Regulation 22 (5) *Local Government (Financial Management) Regulations 2011*.



Ian G McDonald FCA

Date: 30 August 2022



2021/2022 ANNUAL REPORT

The Legatus Group Charter requires that the AGM receive the Legatus Group Annual Report which may incorporate reports from committees and any representatives reports from other organisations. The Legatus Group AGM held on Friday 9 September 2022 adopted this report.

The Legatus Group Charter clause 6.3 Annual Report

6.3.1 The Legatus Group must each year, produce an Annual Report summarising the activities, achievements and financial performance of the Legatus Group for the preceding Financial Year.

6.3.2 The Annual Report must incorporate the audited financial statements of the Legatus Group for the relevant Financial Year.

6.3.3 The Annual Report must be provided to the Constituent Councils by 30 September each year.

The Legatus Group is a regional subsidiary of:

- Adelaide Plains Council
- Barunga West Council
- Clare & Gilbert Valleys Council
- Copper Coast Council
- District Council of Mount Remarkable
- District Council of Orroroo/Carrieton
- District Council of Peterborough
- Light Regional Council
- Northern Areas Council
- Port Pirie Regional Council
- Regional Council of Goyder
- The Barossa Council
- The Flinders Ranges Council
- Wakefield Regional Council
- Yorke Peninsula Council

The Central Local Government Region was established in 1998 under Section 200 of the Local Government Act 1934 as a controlling authority. It now continues in existence as a regional subsidiary of its member Councils under Part 2 of Schedule 2 of the Local Government Act 1999 by the provisions of Section 25 of the Local Government (Implementation) Act 1999.

In 2016 the Central Local Government Region of South Australia adopted the trading name of Legatus Group to which it is referred. The Legatus Group is established to:

- undertake co-ordinating, advocacy and representational roles on behalf of its Constituent Councils at a regional level
- facilitate and co-ordinate activities of local government at a regional level related to community and economic development with the object of achieving improvement for the benefit of the communities of its Constituent Councils
- develop, encourage, promote, foster and maintain consultation and co-operation and to strengthen the representation and status of local government when dealing with other governments, private enterprise and the community
- develop further co-operation between its Constituent Councils for the benefit of the communities of the region
- develop and manage policies which guide the conduct of programs and projects in the region with the objective of securing the best outcomes for the communities of the region
- undertake projects and activities that benefit the region and its communities
- associate collaborate and work in conjunction with other regional local government bodies for the advancement of matters of common interest.

The Legatus Group is a body corporate and is governed by a Board of Management which has the responsibility to manage all activities of the group and ensure that they act in accordance with its Charter.

Contact Details: Address: 20 King Street Mintaro SA 5415 PO Box 1 Mintaro SA 5415 Telephone: 0407819000 Email: ceo@legatus.sa.gov.au Website: www.legatus.sa.gov.au

Legatus Group Board of Management: The Board consists of all principal members (Mayors) of the Constituent Councils which for 2020/2021 were:

Council	Delegate
Adelaide Plains Council	Mayor Mark Wasley
Barunga West Council	Mayor Leonie Kerley
Clare & Gilbert Valleys Council	Mayor Wayne Thomas
Copper Coast Council	Mayor Roslyn Talbot
District Council of Mount Remarkable	Mayor Phillip Heaslip
District Council of Orroroo Carrieton	Mayor Kathie Bowman
District Council of Peterborough	Mayor Ruth Whittle OAM
Light Regional Council	Mayor Bill O'Brien
Northern Areas Council	Mayor Ben Browne
Port Pirie Regional Council	Mayor Leon Stephens
Regional Council of Goyder	Mayor Peter Matthey OAM

The Barossa Council	Mayor Bim Lange OAM
The Flinders Ranges Council	Mayor Greg Flint
Wakefield Regional Council	Mayor Rodney Reid
Yorke Peninsula Council	Mayor Darren Braund

Office Bearers for 2021/22

Chairman	Mayor Phillip Heaslip
Deputy Chairs	Mayor Bill O'Brien Mayor Rodney Reid
South Australian Regional Organisation of Councils	Mayor Peter Matthey Mayor Bill O'Brien
Chief Executive Officer	Mr Simon Millcock
Auditor	Dean Newberry and Associates

The following meetings of the Board of Management were held during the 2021/22 year:

- 3 September 2021 Annual General Meeting Orroroo
- 3 September 2021 Ordinary General Meeting Orroroo
- 3 December 2021 Special Meeting online
- 10 December 2021 Ordinary General Meeting Kadina
- 14 February 2022 Special Meeting online
- 21 February 2022 Special Meeting online
- 11 March 2022 Ordinary General Meeting Nuriootpa
- 10 June 2022 Ordinary General Meeting Melrose

There were four advisory committees in 2021/2022 and all agendas and minutes from the Board meetings and these committees are published on the Legatus Group Website. All advisory committee minutes were provided with the agendas to the Legatus Group meetings. The Constituent Councils are provided during the year with Board Agendas, Minutes, Annual Report, Business Plan, Budget and Financial Reports.

Committee	Members
Audit Committee	<ul style="list-style-type: none"> • Mayor Kathie Bowman (Chair) • Mayor Rodney Reid • Mr Peter Ackland • Mr Colin Byles • Mr Ian McDonald
Management Group (Council CEOs)	<ul style="list-style-type: none"> • Mr Sam Johnson OAM (Mt Remarkable) (Chair) • Mr James Miller (Adelaide Plains) • Mr Martin McCarthy (Barossa) • Ms Maree Wauchope (Barunga West) • Dr Helen Macdonald (Clare & Gilbert Valleys) • Mr Russell Peate (Copper Coast) • Mr Eric Brown (Flinders Ranges) • Mr David Stevenson (Goyder) • Mr Brian Carr (Light) • Mr Colin Byles (Northern Areas) • Mr Dylan Strong (Orroroo/Carrieton) replaced by Mr Paul Simpson • Mr Stephen Rufus • Mr Peter Ackland (Pirie Regional) • Mr Andrew MacDonald (Wakefield) • Mr Andrew Cameron (Yorke Peninsula)
Road & Transport Infrastructure Advisory Committee:	<ul style="list-style-type: none"> • Dr Helen Macdonald Chair (CEO Clare & Gilbert Valleys Council) • Lee Wallis (Goyder) • Steve Kaesler (Barossa) • Tom Jones (Adelaide Plains) • Mike Wilde (Department of Planning, Transport and Infrastructure)

	<ul style="list-style-type: none"> • Kelly-Anne Saffin (CEO RDA YMN) • Dylan Strong (CEO Orroroo Carrieton) • Michael McCauley (Yorke Peninsula) • Stuart Roberts (Wakefield) • Mitchell Foote (Flinders Ranges)
Community Wastewater Management Advisory Committee	<ul style="list-style-type: none"> • Andrew MacDonald Chair (CEO Wakefield) • Gary Easthope (Clare and Gilbert Valleys) • Adam Broadbent (Light) • Matthew McRae (Copper Coast) • Riaz Uddin (Goyder) • Hayden Battle (Wakefield)

Chairs Report – Mayor Phillip Heaslip

It has been my pleasure to serve in this my inaugural year as Chair and I take this opportunity to report on some of the highlights of the past year.

Internally we have undertaken workshops and surveys to update our Strategic Plan which has been distributed to member councils for their consideration. This will be the subject of a report at the 9 September 2022 Legatus Group Ordinary meeting. We extended the contract of our CEO Mr Simon Millcock until 30 June 2024.

The board has taken an approach over the past three years to not significantly increase members fees whilst using the reserves to undertake both administration and project work including the appointment of an Administration Officer. The board has noted this will need reviewing in the coming year, we plan to have met the targets for our reserves as previously agreed to by June 2023.

The board has focused this year on the key areas of:

- Roads and Transport Infrastructure
- Waste Management – including Wastewater
- Community Capacity Wellbeing
- Environmental Stainability

The Legatus Group provides a pivotal role to member councils in advocating on regional and state-wide issues and this has included:

- Rating equity associated with major energy producers that resulted in Hon Geoff Brock MP introducing a Private Members Bill in December 2021 which was not able to progress as time ran out to pass the Bill during that Parliament. The Legatus Group continued to lobby prior to the State election and then with all Local Members of the new Parliament to reintroduce and support the Bill.

- Wellbeing and Mental Health via a Memorandum of Understanding with Lifeline Country to Coast to support the existing and develop new Connect Centres within the region. This has gained traction with Hon Geoff Brock MP, Fraser Ellis MP and Penny Pratt MP co-signing a letter to the Minister for Health to support the Legatus Group – Lifeline recommendations. This included support for the extension of the two Family and Business Support Mentors through Dept Primary Industries and Regions within our northern councils.
- Assisted with matters relating to Community Wastewater Management Schemes (CWMS) which has seen a review and CWMS reform program.
- Delivered the SA Regional Organisation of Councils a SA Regional Road Priority Project.
- Assisted with the Northern and Yorke Drought Resilience Plan in partnership with Regional Development Australia Organisations and the Northern and Yorke Landscape Board.

The Legatus Group provided support at a regional and state level with forums, workshops and webinars including:

- SA CWMS Conference
- Legatus Group Waste Forum
- Yorke Mid North Alliance Regional Planning Forum
- Legatus Group Regional Roads Forum
- Accessible Tourism Forum
- Ageing and Disability Lifestyle Expo
- Community Development Forum
- Aboriginal self-determination Webinar
- Native Foods Cultural Awareness Forum

Key reports and projects supported this year by the Legatus Group were:

- Smart Irrigation (Copper Coast & Orroroo Carrieton)
- Stormwater Harvesting (Copper Coast, Light & Adelaide Plains)
- CWMS Pump Monitoring and Management (Copper Coast)
- South Flinders Storytelling Brighter Futures Podcast project
- Legatus Group Regional Local Roads Plan database updates
- CWMS on-line training project
- Handling Customer Request processes
- Assessment of Bridge and Culverts report
- Legatus Group Waste and Resource Recovery Strategy and Action Plan 2021-2026
- Northern and Yorke Climate Change Sector Agreement
- Opportunities for the Development of Accessible Tourism on the Yorke Peninsula
- Remarkable Southern Flinders Ranges Tourism report

Whilst we have commenced the Regional Workforce Attraction, Development & Retention Action Plan for the Legatus Group LGAs in collaboration with Torrens University Australia.

Direct support has been provided to successful grant applications for the region:

- 2021 SLRP grants resulting in over \$3.8m for local roads.
- Resilient Coastal Ecosystems for Environment and Tourism works in coastal areas adjacent to the Walk the Yorke trail with just under \$1m awarded as part of a \$1.6m, 3-year project.

Current grant applications that the Legatus Group are involved with are:

- Pilot Organics Processing Plant at Peterborough
- Carbon Offsetting for Local Government
- Climate Resilient Asset Capacity Augmentation for Community Wastewater Management with Constructed Floating Wetland Systems
- Caravan / RV Dump Point Project
- LG Career Pathways & Workforce Toolkit for Regional SA Councils

The Legatus Group continued to support the South Australia Drought Resilience Adoption and Innovation Hub as a Local Government project partner and it was pleasing to see its head office open in Roseworthy and one of the nodes in Orroroo.

Roadworks on National and State Highways continues to progress whilst the Road and Transport Infrastructure Advisory Committee have been active this year via updates to our Regional Roads Plan and renewed Deficiency Action Plan.

There has been significant support for equity associated with the Special Local Roads Program funding and we look forward to positive outcomes especially for the Yorke Peninsula Council application in the upcoming announcements.

The 2021 Legatus Group Road and Transport Forum provided the opportunity for member councils to come together and discuss and be more informed on issues around areas such as heavy vehicle access.

Whilst not relevant to all member councils the Assessment on Bridge and Culverts report is a valuable step in identifying the regions priorities.

The release of the Legatus Group Waste and Resource Recovery Strategy and Action Plan 2021-2026 has been of major interest to members in the area of waste and recycling. Local Government needs to work cooperatively with the SA Government including both Green Industries SA and the EPA in making a significant contribution to positive reforms currently taking place in South Australia.

The South Australian Government released the South Australia's Waste Strategy 2020-25, showing that Regional Waste Management Plans are to be in place for all SA regional local government areas and/or regional city clusters by 2023. The Plans are required to set regionally appropriate and progressive waste diversion targets. The 20-Year State Infrastructure Strategy identifies opportunities for development in regional areas, including in investment in:

- equipment and facilities for waste compaction and bulk hauling to reduce costs of transporting waste to end markets;
- expanding or developing commercial composting organics from MSW and industries such as vineyards, orchards and other agriculture; and
- developing high-value organics products.

In March 2021, the South Australian Regional Organisation of Councils through the Legatus Group released a Report on Waste Management Infrastructure for South Australian Regional Councils to assist with future actions regarding Waste Management for Regional Local Governments in SA.

Through our partnerships with the University sector, we have released in 2021 reports on:

- Making and Using Organic Compost
- Implementing the Circular Economy in SA
- A supply chain analysis of the circular economy in regional South Australia

The Legatus Group has identified a series of targeted projects that leverage advocacy and collaboration activities to deliver targeted outcomes for the region through the Legatus Group Waste and Resource Recovery Strategy 2021-2026 and its Action Plan.

We continue to encourage and foster closer working relationships with the three Regional Development Australia (RDA) organisations and the Northern and Yorke Landscape Board.

The region has been proactive in supporting the challenges of our changing environment through the development of the Sector Agreement for the Climate Change Adaptation Plan and we now have the Barossa Light Adelaide Plains councils incorporated into this plan. The continued support for the Northern and Yorke Coastal Management Action Plan included the coordination of workshops and a grant application through the Northern and Yorke Landscape Board. The Legatus Group have been an active supporter of the SA Coastal Council Alliance.

The Legatus Group have supported and are an active partner in the Northern and Yorke Landscape Board Aboriginal Engagement Committee and staged a number of webinars, workshops and forums.

We acknowledge the RDA's who have committed their staff to be members of several Legatus Group Advisory Committee and or Project Reference Groups. The Legatus Group CEO and staff committed large amounts of time to the development of many Conferences and Forums. I also note with positivity the CEO and staff's efforts to support other regional councils through their roles.

The collaboration and establishment of MoUs and partnerships with universities has been strengthened during the past year and provided valuable reports through research and partnerships and provides cost effective research projects.

The Audit and Risk Management Group Committee have ensured that the work plan has assisted us in improving our governance and recommendations around variations to our policies.

There has been valuable feedback gained from the Legatus Group Management Group meetings and information sharing opportunities by and for this CEO group.

The Community Wastewater Management Advisory Committee assisted in gaining a further extension of the Joint CWMS program until June 2023, staging of a successful SA conference, developing an online training program and assisting with the reforms being developed by the LGA CWMS Committee.

It was noticeable that there was a reduced attendance by the State Government Members of Parliament and our Federal Member although the Hon Geoff Brock MP is an exception and is a regular attendee.

In closing I would like to thank everyone who has taken a proactive role in progressing the strategic initiatives of the region. I thank Mayors Bill O'Brien and Rodney Reid for your roles as Deputy Chairs, Mayors Bill O'Brien and Peter Matthey as our SAROC representatives and Mayor Kathy Bowman as Chair of our Audit and Risk Management Committee.

I note that the reports prepared by the Legatus Group CEO and progressed to SAROC and other stakeholders and partners in all tiers of government continue to be well received. The organisations

positive approach to strong partnerships and a collaborative approach, with our other regional local government associations, stakeholders and tiers of government continues.

These activities are coordinated and managed by our CEO Mr Simon Millcock. I wish to thank him for his committed, dedicated and consistent approach in the development and delivery of the goals and directions of the board.

I would like to acknowledge all the Board members and those who have committed time to the Advisory Committees. Your valuable service to our communities and the region continues to provide much needed leadership into the future.

Mayor Phillip Heaslip

Chairman Legatus Group

CEO Report – Mr Simon Millcock

Firstly, I would like to acknowledge the support provided to me by the Chair Mayor Phillip Heaslip and Deputy Chairs Mayor Rodney Reid and Bill O'Brien, Board, CEOs, Committees, Regional Partners and the Legatus Group staff for the past year.

This year saw the scaling back on some of project work with a focus on a more consolidated approach by the board to reflect the strategic priorities whilst continuing to support state-wide, regional and subregional programs and research.

This was made possible by the boards continued approach to reducing their reserves and utilising the carry over and grant funding from the LGA Regional Capacity Building Allocations.

We were not as successful with grant applications compared to recent years but all contracts for grants and projects have been acquitted and reported on accordingly. In last year's annual report, I outlined consideration is needed to not raise expectations of increased capacity and or project delivery into the future due to the reliance on grants. This has now included the closure of the Legatus Group Office and its associated costs. Whilst the financial services have seen a significant increase as we moved away from member councils providing this service at a reduced rate.

\$103,927 was generated from other income streams and council contributions were \$170,400. As such 62% of the Legatus Group's income came from its membership fees. The 15-member council contributions during the previous five years had been on average around 26% of the Legatus Group Income. Individually members contributions to the overall income were 4% and is significantly lower than other Regional LGAs.

The result is that the Legatus Group is in a sound financial position to cover its forthcoming liabilities and this is reflected in the 2022 – 2023 business plan and budget. The board has noted that the current use of reserves to fund some administration costs beyond June 2023 is not sustainable and that this is to be addressed in the coming year.

Due to the APR.Intern program no longer being accessible there was a reduction in the level of funding available for cost effective research although the partnerships with the Universities have continued to add value to our programs.

This year saw my attendance and deliver of agendas, minutes and reports to close to 40 Legatus Group Board, Advisory Committee, Yorke Mid North Alliance and SAROC meetings whilst managing the delivery of state and regional forums, workshops and webinars. There was considerable time spent with the development and management of reference groups for nearly all projects.

Employment numbers were reduced this year to a part time Project Manager Dr Paul Chapman (partly funded through the LGA CWMS Managamnet Committee). The board supported having a part time administration officer and after the initial contract fell through, we were able to contract Tracey Rains who commence in November 2021. This caused some reduced level of productivity but has now provided beneficial outcomes with Tracey having been in place for several months.

A significant amount of time was provided on the review of the Legatus Group Strategic Plan which is currently with Councils for their consideration whilst the Charter updates are also with member councils and these are reflective of the current thinking of the board.

Following a variation to the format for the Legatus Regional Management Group (CEOs) they have taken on a forum style approach as opposed to a meeting style.

In collaboration with the LGA this year saw a large commitment of my time in progressing the advocacy on Rating Equity through initially the Legatus Group then SA Regional Organisation of Councils and the LGA Board.

My representation includes as a member of the Yorke Mid North Alliance, LGA Regional CEOs Forum and the Northern and Yorke Landscape Board Aboriginal Engagement Committee.

I provided a regional voice to help support the local government sector in the following areas:

- Local Govt Grants Network Best Practice Grants Guide
- Judge for the Local Government Information Technology SA Incorporated Awards
- Creative Industries Think Tank
- SA Volunteer Conference and Regional Network

The Legatus Group Website was updated and a bi monthly CEO Newsletter developed along with increased publication on social media to keep members and partners informed. The following were delivered and or published and they flow on from previous projects and report.

Waste

- Legatus Group Waste and Resources Recovery Strategy and Action Plan
- Implementing the Circular Economy in SA research paper
- A supply chain analysis of the Circular Economy in Regional South Australia
- 3 videos featuring volunteer based recycling projects in the Barossa Valley and Clare and Gilbert Valleys
- Endorsement of the content for 9 CWMS on-line training videos

Roads / Transport

- SA Regional Road Priority Report
- Bridge Deficiency Report
- Legatus Group Road Deficiency Action Plan 2022 Minor Update

Community / Tourism

- SA Film Corp publication featuring 9 of the member councils as Film Friendly Councils from the Flinders Ranges, Southern Flinders and Yorke Peninsula regions

- Brighter Futures Storytelling / Podcasts featuring 7 communities across the Southern Flinders Ranges
- Partner with the Opening the Door to Nature – accessible tourism project to be delivered across the region in 2022/2023
- Inclusive and Accessible Tourism Experiences Yorke Peninsula report
- Remarkable South Flinders Ranges Tourism Alliance report

An update on the Wellbeing Gap Analysis was completed in June 2022 and this has been used as the basis for the joint approach to the Minister for Health by local MPs, Lifeline and Legatus Group for increased resources in the centralised model for mental health.

Following a workshop to identify business systems for member councils and with some seed funding the project Handling Customer Request Processes was developed by the Port Pirie Regional Council with several member councils involved.

The Local Govt Workforce research project with Torrens University commenced and a final report is due in September 2022.

I would like to sincerely thank the support I received from Paul Chapman, Tracey Rains and Colin Davies. Working as a team in isolation across a myriad of topics had its challenges but the resulting work from all was of a professional standard that reflected well for the Legatus Group.

Simon Millcock

CEO Legatus Group

Chair Legatus Group Audit and Risk Committee – Mayor Kathy Bowman

This is a summary of activities undertaken, and recommendations made during 2021-2022.

The committee met on 4 occasions with 2 special meetings which is accordance with the Charter with the following attendance.

Date	No of Members Attending
24 August 2021	4
30 August 2021(Special Meeting)	3
22 November 2021	4
30 November 2021(Special Meeting)	5
1 March 2022	5
24 May 2022	4

Committee Member	No of Meetings Attended
Chairman Mayor Kathie Bowman	3
Mayor Rodney Reid	6

Peter Ackland	4
Colin Byles	6
Ian McDonald	6


The following table sets out the principal issues addressed by the Committee for 2021-2022 year.

Principal Issues Examined	Recommendations to Board
Financial Report	No issues, unqualified audit, adopted for the 21/22 financial year.
Review of budget against actuals	Noted no issues and supported the allocation of the expenditure identified of carry over reserves and accumulated surplus for business plan and budgets.
Review of work plan, internal controls	<ol style="list-style-type: none"> 1. Work planned maintained and adoption of recommendations by Auditor re policies. 2. Recommended and supported workshop on strategic plans and long term financial plan with appropriate recommendations to the board. 3. Assisted with and provided recommendations re the provision of Financial Management Services.
Charter	Recommended the Legatus Group adopt a variation to the Legatus Group Charter and supported the development of workshop to review the updated charter and its subsequent recommendation to distribute the revised charter to the board for their consideration.
Business, Budget and Strategic Plan	<ol style="list-style-type: none"> 1. Noted the development of the 2021-2022 business plan and budget and its quarterly updates. 2. Noted and supported the development of a workshop for updating the Legatus Group Strategic Plan and provided input to the review.
Membership	Recommendations to Board re membership of Audit Committee
Equity / reserves	Recommendations to Board on the levels to be held

Mayor Kathy Bowman

Chairman Legatus Group Audit and Risk Management Committee

CENTRAL LOCAL GOVERNMENT
REGION of SA
trading as



Annual Financial
Statements

For the financial year

1 July 2021 – 30 June 2022

LEGATUS GROUP

General Purpose Financial Reports for the year ended 30 June 2022

TABLE OF CONTENTS

	<u>Page</u>
Certification of Financial Statements	3
Principal Financial Statements	
Statement of Comprehensive Income	4
Statement of Financial Position	5
Statement of Changes in Equity	6
Statement of Cash Flows	7
Notes to, and forming part of, the Principal Financial Statements	
Note 1 - Significant Accounting Policies	8
Note 2 - Income	11
Note 3 - Expenses	12
Note 4 - Current Assets	13
Note 5 - Plant & Equipment	14
Note 6 - Liabilities	15
Note 7 - Reserves	15
Note 8 - Reconciliation of Cash Flow Statement	16
Note 9 - Functions	16
Note 10 - Financial Instruments	17
Note 11 - Financial Indicators	18
Note 12 - Uniform Presentation of Finances	19
Note 13 - Related Party Disclosures	20
Note 14 - Contingencies & Assets & Liabilities Not Recognised	21
Note 15 - Events Occurring After Reporting Date	21
Audit Report - Financial Statements	
Audit Report - Internal Controls	
Group Certificate of Audit Independence	
Audit Certificate of Audit Independence	

LEGATUS GROUP


ANNUAL FINANCIAL STATEMENTS FOR THE YEAR ENDED 30 June 2022

CERTIFICATION OF FINANCIAL STATEMENTS

We have been authorised by the Group to certify the financial statements in their final form. In our opinion:

- the accompanying financial statements comply with the *Local Government Act 1999, Local Government (Financial Management) Regulations 2011* and Australian Accounting Standards.
- the financial statements present a true and fair view of the Group's financial position at 30 June 2022 and the results of its operations and cash flows for the financial year.
- internal controls implemented by the Group provide a reasonable assurance that the Group's financial records are complete, accurate and reliable and were effective throughout the financial year.
- the financial statements accurately reflect the Group's accounting and other records.


.....
Simon Francis MILLCOCK
CHIEF EXECUTIVE OFFICER


.....
Mayor Kathie BOWMAN
CHAIR, Audit & Risk Management
Committee

Date: 9 SEPT 2022.

STATEMENT OF COMPREHENSIVE INCOME
for the year ended 30 June 2022

	Notes	2022 \$	2021 \$
INCOME			
Council Contributions	2	170,400	177,525
Grants, subsidies and contributions	2	93,783	333,151
Investment income	2	7,032	8,188
Reimbursements	2	-	75,400
Other income	2	3,108	15,279
Total Income		<u>274,323</u>	<u>609,543</u>
EXPENSES			
Employee costs	3	263,171	352,082
Materials, contracts & other expenses	3	305,395	555,477
Depreciation, amortisation & impairment	3	7,209	5,489
Total Expenses		<u>575,775</u>	<u>913,048</u>
OPERATING SURPLUS / (DEFICIT)		(301,453)	(303,505)
Other Comprehensive Income		-	-
NET SURPLUS / (DEFICIT)		(301,453)	(303,505)
TOTAL COMPREHENSIVE INCOME		<u>(301,453)</u>	<u>(303,505)</u>

This Statement is to be read in conjunction with the attached Notes.

LEGATUS GROUP

STATEMENT OF FINANCIAL POSITION
as at 30 June 2022

ASSETS	Notes	2022	2021
		\$	\$
Current Assets			
Cash and cash equivalents	4	657,733	929,918
Trade & other receivables	4	2,152	39,970
Total Current Assets		<u>659,885</u>	<u>969,888</u>
Non-current Assets			
Infrastructure, property, plant & equipment	5	13,872	19,361
Total Non-current Assets		<u>13,872</u>	<u>19,361</u>
Total Assets		<u>673,757</u>	<u>989,249</u>
LIABILITIES			
Current Liabilities			
Trade & other payables	6	15,037	37,162
Provisions	6	23,881	19,350
Total Current Liabilities		<u>38,918</u>	<u>56,512</u>
Non-current Liabilities			
Provisions	6	15,667	12,113
Total Non-current Liabilities		<u>15,667</u>	<u>12,113</u>
Total Liabilities		<u>54,585</u>	<u>68,625</u>
NET ASSETS		<u>619,172</u>	<u>920,624</u>
EQUITY			
Accumulated Surplus		349,402	650,854
Other Reserves	7	269,770	269,770
TOTAL EQUITY		<u>619,172</u>	<u>920,624</u>

This Statement is to be read in conjunction with the attached Notes.

LEGATUS GROUP

STATEMENT OF CHANGES IN EQUITY for the year ended 30 June 2022

		Accumulated Surplus	Other Reserves	TOTAL EQUITY
2022	Notes	\$	\$	\$
Balance at end of previous reporting period		650,854	269,770	920,624
Net Surplus / (Deficit) for Year		(301,453)	-	(301,453)
Other Comprehensive Income				
Transfers between reserves	7	-	-	-
Balance at end of period		349,402	269,770	619,172
2021				
Balance at end of previous reporting period		704,359	519,770	1,224,129
Restated opening balance		704,359	519,770	1,224,129
Net Surplus / (Deficit) for Year		(303,505)	-	(303,505)
Other Comprehensive Income				
Transfers between reserves	7	250,000	(250,000)	-
Balance at end of period		650,854	269,770	920,624

This Statement is to be read in conjunction with the attached Notes

LEGATUS GROUP

STATEMENT OF CASH FLOWS for the year ended 30 June 2022

	Notes	2022 \$	2021 \$
CASH FLOWS FROM OPERATING ACTIVITIES			
<u>Receipts</u>			
Council Contributions		170,400	177,525
Investment receipts		7,032	8,188
Grants utilised for operating purposes		131,599	387,027
Reimbursements		-	75,400
Other revenues		3,108	15,279
<u>Payments</u>			
Employee costs		(255,086)	(338,002)
Materials, contracts & other expenses		(327,520)	(653,504)
Net Cash provided by (or used in) Operating Activities	8	(270,467)	(328,087)
CASH FLOWS FROM INVESTING ACTIVITIES			
<u>Receipts</u>			
Sale of replaced assets		-	-
<u>Payments</u>			
Expenditure on renewal/replacement of assets		-	-
Expenditure on new/upgraded assets		(1,720)	-
Purchase of investment property		-	-
Net purchase of investment securities		-	-
Development of real estate for sale		-	-
Loans made to community groups		-	-
Capital contributed to equity accounted Council businesses		-	-
Net Cash provided by (or used in) Investing Activities		(1,720)	-
CASH FLOWS FROM FINANCING ACTIVITIES			
<u>Receipts</u>			
Proceeds from borrowings		-	-
Proceeds from aged care facility deposits		-	-
<u>Payments</u>			
Repayments of borrowings		-	-
Repayment of finance lease liabilities		-	-
Repayment of aged care facility deposits		-	-
Net Cash provided by (or used in) Financing Activities		-	-
Net Increase (Decrease) in cash held		(272,187)	(328,087)
Cash & cash equivalents at beginning of period	8	<u>929,919</u>	<u>1,258,006</u>
Cash & cash equivalents at end of period	8	<u>657,733</u>	<u>929,919</u>

This Statement is to be read in conjunction with the attached Notes

LEGATUS GROUP

NOTES TO AND FORMING PART OF THE FINANCIAL STATEMENTS for the year ended 30 June 2022

Note 1 - SIGNIFICANT ACCOUNTING POLICIES

The principal accounting policies adopted in the preparation of the financial report are set out below. These policies have been consistently applied to all the years presented, unless otherwise stated.

1. Basis of Preparation

This general purpose financial report has been prepared in accordance with Australian Accounting Standards as they apply to not-for-profit entities, other authoritative pronouncements of the Australian Accounting Standards Board, Interpretations and relevant South Australian legislation.

The financial report was authorised for issue by certificate under regulation 14 of the *Local Government (Financial Management) Regulations 2011*.

The preparation of financial statements in conformity with Australian Accounting Standards requires the use of certain critical accounting estimates, and requires management to exercise its judgement in applying the Group's accounting policies. The areas involving a higher degree of judgement or complexity, or areas where assumptions and estimates are significant to the financial statements are specifically referred to in the relevant sections of this Note.

All amounts in the financial statements have been rounded to the nearest dollar (\$).

1.1 Historical Cost Convention

Except as stated below, these financial statements have been prepared in accordance with the historical cost convention.

1.2 The Local Government Reporting Entity

The Legatus Group ("the Group") is a regional subsidiary under Section 43 and Schedule 2 of the *Local Government Act 1999*.

The Constituent Councils are:

- | | |
|--------------------------------------|--|
| 1. The Barossa Council | 2. District Council of Mount Remarkable |
| 3. Barunga West Council | 4. Northern Areas Council |
| 5. Clare and Gilbert Valleys Council | 6. District Council of Orroroo/Carrieton |
| 7. Copper Coast Council | 8. District Council of Peterborough |
| 9. The Flinders Ranges Council | 10. Port Pirie Regional Council |
| 11. Regional Council of Goyder | 12. Wakefield Regional Council |
| 13. Light Regional Council | 14. Yorke Peninsula Council, and |
| 15. Adelaide Plains Council. | |

All funds received and expended by the Group have been included in the Financial Statements forming part of this Financial Report.

1.3 Income recognition

Income is measured at the fair value of the consideration received or receivable. Income is recognised when the Group obtains control over the assets comprising the income, or when the amount due constitutes an enforceable debt, whichever first occurs.

Where grants, contributions and donations recognised as incomes during the reporting period were obtained on the condition that they be expended in a particular manner or used over a particular period, and those conditions were undischarged as at the reporting date, the amounts subject to those undischarged conditions are disclosed in these notes. Also disclosed is the amount of grants, contributions and receivables recognised as incomes in a previous reporting period which were obtained in respect of the Group's operations for the current reporting period.

LEGATUS GROUP

NOTES TO AND FORMING PART OF THE FINANCIAL STATEMENTS for the year ended 30 June 2022

Note 1 - SIGNIFICANT ACCOUNTING POLICIES (Continued)

1.4 Cash, Cash Equivalents and other Financial Instruments

Cash Assets include all amounts readily convertible to cash on hand at the Group's option with an insignificant risk of changes in value with a maturity of three months or less from the date of acquisition.

Receivables for generally unsecured and do not bear interest. All receivables are reviewed as at the reporting date and adequate allowance made for amounts the receipt of which is considered doubtful.

All financial instruments are recognised at fair value at the date of recognition. A detailed statement of the accounting policies applied to financial instruments forms part of Note 10.

1.5 Vehicles & Contents

All non-current assets purchased are capitalised as the expenditure is incurred and depreciated as soon as the asset is held "ready for use". All assets are recognised at cost. Cost is determined as the fair value of the assets given as consideration plus costs incidental to the acquisition.

Assets with an economic life in excess of one year are only capitalised where the cost of acquisition exceeds materiality thresholds established by the Group for each type of asset. In determining (and in annually reviewing) such thresholds, regard is had to the nature of the asset and its estimated service life. Examples of capitalisation thresholds applied during the year are as follows:

Contents	\$2,000
Motor Vehicles	\$5,000

All material asset classes are revalued on a regular basis such that the carrying values are not materially different from fair value. Plant and equipment assets recognised are systematically depreciated over their useful lives on a straight-line basis which, in the opinion of the Group, best reflects the consumption of the service potential embodied in those assets.

Depreciation methods, useful lives and residual values of classes of assets are reviewed annually. Major depreciation periods for each class of asset are shown below.

Contents	1 to 5 years
Motor Vehicles	3 to 5 years

1.6 Payables

Creditors are amounts due to external parties for the supply of goods and services and are recognised as liabilities when the goods and services are received. Creditors are normally paid 30 days after the month of invoice. No interest is payable on these amounts.

Amounts received from external parties in advance of service delivery are recognised as liabilities until the service is delivered or damage reinstated, or the amount is refunded as the case may be.

1.7 Employee Benefits

Salaries, Wages & Compensated Absences

The Group has 2 FTE employees as at the 30 June 2022, a Chief Executive Officer, a part-time Project Officer and a part-time Admin Officer. Liabilities for employees' entitlements to salaries, wages and compensated absences expected to be paid or settled within 12 months of reporting date are accrued at nominal amounts (including payroll based oncosts) measured in accordance with AASB 119.

Liabilities for employee benefits not expected to be paid or settled within 12 months are measured as the present value of the estimated future cash outflows (including payroll based oncosts) to be made in respect of services provided by employees up to the reporting date. Present values are calculated using government 10 year bond rates.

LEGATUS GROUP

NOTES TO AND FORMING PART OF THE FINANCIAL STATEMENTS for the year ended 30 June 2022

Note 1 - SIGNIFICANT ACCOUNTING POLICIES (Continued)

No accrual is made for sick leave as the Group's experience indicates that, on average, sick leave taken in each reporting period is less than the entitlement accruing in that period, and this experience is expected to recur in future reporting periods. The Group does not make payment for untaken sick leave.

1.8 Superannuation

The Group contributes the statutory 10.0% SGC superannuation to the nominated superannuation funds for all staff. This will increase to 10.5% for the 2022-23 financial year.

1.9 GST Implications

In accordance with UIG Abstract 1031 "Accounting for the Goods & Services Tax"

- Receivables and Creditors include GST receivable and payable.
- Except in relation to input taxed activities, revenues and operating expenditures exclude GST receivable and payable.
- Non-current assets and capital expenditures include GST net of any recoupment.
- Amounts included in the Statement of Cash Flows are disclosed on a gross basis.

1.10 Leases

In the previous year, the Group performed an assessment of the potential impact of AASB 16 *Leases*. The Group is only engaged in a short-term lease as per Section 5 of AASB 16 and therefore the lease is recognised as an operating expense on a straight-line basis over the term of the lease.

1.11 New Accounting Standards

In the current year, the Group adopted all of the new and revised Standards and Interpretations issued by the Australian Accounting Standards Board (AASB) that are relevant to its operations and effective for the current reporting period. The adoption of the new and revised Standards and Interpretations has not resulted in any material changes to the Group's accounting policies.

The Group has not applied any Australian Accounting Standards and Interpretations that have been issued but are not yet effective. Certain new accounting standards and UIG interpretations have been published that are not mandatory for the 30 June 2022 reporting period and have not been used in preparing these reports.

AASB 2018-6 Amendments to Australia Accounting Standards – Definition of a Business

AASB 2018-7 Amendments to Australian Accounting Standards – Definition of Material

AASB 2020-1 Amendments to Australian Accounting Standards – Classification of Liabilities as Current or Non-current

AASB 2020-3 Amendments to Australian Accounting Standards – Annual Improvement 2018-2020 and Other Amendments

AASB 17 Insurance Contracts

The Group is of the view that none of the above new standards or interpretations will affect any of the amounts recognised in the financial statements, but that they may impact certain information otherwise disclosed.

1.12 Economic Dependencies

The Group is aware of its current dependence on Grants Revenue received from the Commonwealth Government, State Government and the Local Government Association for the ongoing operations of the Group. Should the Group not secure funding or a significantly reduced level of funding in future years, it may impact on the ability of the Group to continue operating as a going concern.

1.13 Disclaimer

Nothing contained within these statements may be taken to be an admission of any liability to any person under any circumstance.

1.14 Comparative Information

During the financial year, the Group has reviewed the allocation and classification of some transactions which have been updated in the comparative information presented. Changes in classification has resulted in no change to the previously reported financial performance and position of the Group.

LEGATUS GROUP

NOTES TO AND FORMING PART OF THE FINANCIAL STATEMENTS for the year ended 30 June 2022

Note 2 - INCOME

	2022 \$	2021 \$
COUNCIL CONTRIBUTIONS		
<u>General Contribution</u>	<u>170,400</u>	<u>177,525</u>
	<u>170,400</u>	<u>177,525</u>
INVESTMENT INCOME		
Interest on investments		
Local Government Finance Authority	7,032	8,185
Banks	-	3
	<u>7,032</u>	<u>8,188</u>
REIMBURSEMENTS		
- for Internships	-	75,400
	<u>-</u>	<u>75,400</u>
OTHER INCOME		
Conference Registrations & Sponsorship	3,108	15,279
	<u>3,108</u>	<u>15,279</u>
GRANTS, SUBSIDIES, CONTRIBUTIONS		
Waste Management	-	60,000
CWMS	28,000	61,000
Coastal Management	-	140,000
Research & Development	-	26,000
Regional Capacity	42,783	-
SA Road Funding	15,000	-
NRM - - Landscape Priority	8,000	-
Sundry	-	46,151
	<u>93,783</u>	<u>333,151</u>
<i>The functions to which these grants relate are shown in Note 10.</i>		
Sources of grants		
State government	8,000	174,000
LGA	85,783	159,151
	<u>93,783</u>	<u>333,151</u>

LEGATUS GROUP

NOTES TO AND FORMING PART OF THE FINANCIAL STATEMENTS for the year ended 30 June 2022

Note 3 - EXPENSES

	2022	2021
	\$	\$
EMPLOYEE COSTS		
Salaries and Wages	198,882	281,829
Employee leave expense	31,768	33,226
Superannuation	22,064	28,510
Workers' Compensation Insurance	4,232	2,012
Professional Development	127	400
FBT	6,098	6,106
Total Operating Employee Costs	263,171	352,082
Total Number of Employees	2.0	1.4
<i>(Full time equivalent at end of reporting period)</i>		
MATERIALS, CONTRACTS & OTHER EXPENSES		
<u>Prescribed Expenses</u>		
Auditor's Remuneration	2,338	2,238
Subtotal - Prescribed Expenses	2,338	2,238
<u>Other Materials, Contracts & Expenses</u>		
Contractors & Consultants	241,380	461,067
Legal Expenses	80	-
Unleaded Fuel	4,075	3,053
Other Motor Vehicle Costs	2,752	2,754
Members Allowances & Support	4,125	5,500
Meetings & Conferences	4,807	23,692
Insurance	8,921	7,980
Rental - Premises	9,603	9,442
Advertising	704	3,905
Accommodation	1,932	3,587
Airfares, Taxi Fares & Parking	263	2,790
Travel - Reimbursement	1,124	2,086
Catering & Meals	7,372	17,142
Telephone & Internet	3,871	5,797
IT & Web	10,963	-
Postage/Stationery	784	594
Sundry	300	3,849
Subtotal - Other Materials, Contracts & Expenses	303,057	553,239
	305,395	555,477
DEPRECIATION, AMORTISATION & IMPAIRMENT		
Depreciation		
Motor Vehicle	5,489	5,489
Contents	1,720	-
	7,209	5,489

LEGATUS GROUP

NOTES TO AND FORMING PART OF THE FINANCIAL STATEMENTS for the year ended 30 June 2022

Note 4 - CURRENT ASSETS

CASH & EQUIVALENT ASSETS

Cash at Bank	12,324	91,271
Deposits at Call	<u>645,409</u>	<u>838,647</u>
	<u>657,733</u>	<u>929,918</u>

TRADE & OTHER RECEIVABLES

Accrued Revenues	495	224
Debtors - General	-	39,270
GST / FBT Recoupment	<u>1,657</u>	<u>476</u>
	<u>2,152</u>	<u>39,970</u>

LEGATUS GROUP

NOTES TO AND FORMING PART OF THE FINANCIAL STATEMENTS for the year ended 30 June 2022

Note 5 - NON-CURRENT ASSETS - VEHICLES & CONTENTS

	2021				2022			
	AT FAIR VALUE	AT COST	ACCUM DEP'N	CARRYING AMOUNT	AT FAIR VALUE	AT COST	ACCUM DEP'N	CARRYING AMOUNT
Motor Vehicles	-	28,967	(9,606)	19,361	-	28,967	(15,095)	13,872
Contents	-	3,948	(3,948)	-	-	3,678	(3,678)	-
TOTAL PLANT & EQUIPMENT	-	32,915	(13,554)	19,361	-	32,645	(18,773)	13,872
<i>Comparatives</i>	-	32,915	(8,065)	24,850	-	32,915	(13,554)	19,361

	2021	CARRYING AMOUNT MOVEMENTS DURING YEAR							2022	
	\$	\$							\$	
	CARRYING AMOUNT	Additions		Disposals	Depreciation	Impairment	Transfers		Net Revaluation	CARRYING AMOUNT
		New/Upgrade	Renewals				In	Out		
Motor Vehicles	19,361	-	-	-	(5,489)	-	-	-	-	13,872
Contents	-	1,720	-	-	(1,720)	-	-	-	-	-
TOTAL PLANT & EQUIPMENT	19,361	1,720	-	-	(7,209)	-	-	-	-	13,872
<i>Comparatives</i>	24,850	-	-	-	(5,489)	-	-	-	-	19,361

LEGATUS GROUP

NOTES TO AND FORMING PART OF THE FINANCIAL STATEMENTS for the year ended 30 June 2022

Note 6 - LIABILITIES

	2022		2021	
	\$		\$	
	Current	Non-current	Current	Non-current
TRADE & OTHER PAYABLES				
Goods & Services	2,205	-	32,740	-
Payments received in advance	7,500	-	-	-
Accrued expenses - employee entitlements	4,082	-	2,160	-
Accrued expenses - other	1,250	-	1,759	-
GST & PAYG	-	-	503	-
	15,037	-	37,162	-
PROVISIONS				
Employee entitlements - Annual Leave	23,881	-	19,350	-
Employee entitlements - Long Service Leave	-	15,667	-	12,113
Future reinstatement / restoration, etc				
Other				
	23,881	15,667	19,350	12,113

Note 7 - RESERVES

	1/7/2021	Transfers to Reserve	Transfers from Reserve	30/6/2022
OTHER RESERVES				
General Reserve	269,770	-	-	269,770
TOTAL OTHER RESERVES	269,770	-	-	269,770
<i>Comparatives</i>	<i>519,770</i>		<i>(250,000)</i>	<i>269,770</i>

PURPOSES OF RESERVES

Other Reserves

This reserve was established to provide for one year of basic operation (employee costs, vehicle costs, insurance, materials), should no revenue be received.

LEGATUS GROUP

NOTES TO AND FORMING PART OF THE FINANCIAL STATEMENTS for the year ended 30 June 2022

Note 8 - RECONCILIATION TO CASH FLOW STATEMENT

(a) Reconciliation of Cash

Cash Assets comprise highly liquid investments with short periods to maturity subject to insignificant risk of changes of value. Cash at the end of the reporting period as shown in the Cash Flow Statement is reconciled to the related items in the Balance Sheet as follows:

	Notes	2022 \$	2021 \$
Total cash & equivalent assets	4	<u>657,733</u>	<u>929,918</u>
Balances per Cash Flow Statement		<u>657,733</u>	<u>929,918</u>

(b) Reconciliation of Change in Net Assets to Cash from Operating Activities

Net Surplus (Deficit)	(301,453)	(303,505)
Non-cash items in Income Statement		
Depreciation, amortisation & impairment	7,209	5,489
Net increase (decrease) in unpaid employee benefits	8,085	14,080
	<u>(286,159)</u>	<u>(283,936)</u>
Add (Less): Changes in Net Current Assets		
Net (increase) decrease in receivables	37,818	53,875
Net increase (decrease) in trade & other payables	(22,125)	(98,027)
Net increase (decrease) in other liabilities	-	-
Net Cash provided by (or used in) operations	<u>(270,466)</u>	<u>(328,088)</u>

(c) Non-Cash Financing and Investing Activities

(d) Financing Arrangements

Unrestricted access was available at balance date to the following lines of credit:

Corporate Credit Cards	1,000	1,000
------------------------	-------	-------

Note 9 - FUNCTIONS

The activities of the Region are categorised into the following programs, projects & activities:

- 1 Corporate Function
- 2 P001 - Regional & Community Sustainability
- 3 P003 - Regional Waste Management
- 4 P005 - Natural resources Management
- 5 P007 - LGA R&D projects
- 6 P009 - CWMS & Climate Change Co-ordinator
- 7 P017 - Waste Management Composting
- 8 P019 - Coastal Adaptation
- 9 P022 - Roads & Transport
- 10 P027 - Community Capacity Building
- 11 P028 - Regional Capacity Building
- 12 P029 - LGA R&D Projects
- 13 P032 - Sustainability Hub
- 14 P031 - Digital Maturity Index
- 15 P034 - N&Y Coastal Management Action Plan
- 16 P036 - LGA - R&D Regional Youth Volunteering
- 17 P037 - Creative Industries Project
- 18 P038 - Regional Waste Strategy
- 19 P040 - Disability Inclusion Action Plan
- 20 P042 - Drought Wellbeing Project
- 21 P043 - Stormwater Harvesting Trial
- 22 P044 - IT Data Gathering & Digital Research
- 23 P045 - Aboriginal Engagement Committee

Income and expenses have been attributed to the functions/activities throughout the financial year.

LEGATUS GROUP
NOTES TO AND FORMING PART OF THE FINANCIAL STATEMENTS
for the year ended 30 June 2022

Note 10 - FINANCIAL INSTRUMENTS

All financial instruments are categorised as *loans and receivables*.

Accounting Policies - Recognised Financial Instruments

Bank, Deposits at Call, Short Term Deposits **Accounting Policy:** Carried at lower of cost and net realisable value; Interest is recognised when earned.

Terms & conditions: Short term deposits are available on 24 hour call with the LGFA and have an interest rate of 1.05% as at 30 June 2022

Carrying amount: approximates fair value due to the short term to maturity.

Receivables - Trade & other debtors

Accounting Policy: Carried at nominal value.

Terms & conditions: Amounts due have been calculated in accordance with the terms and conditions of the respective programs following advice of approvals, and do not bear interest.

Carrying amount: approximates fair value.

Liabilities - Creditors and Accruals

Accounting Policy: Liabilities are recognised for amounts to be paid in the future for goods and services received, whether or not billed to the Group.

Terms & conditions: Liabilities are normally settled on 30 day terms.

Carrying amount: approximates fair value.

Liquidity Analysis

2022	Due < 1 year	Due > 1 year; ≤ 5 years	Due > 5 years	Total	
				Contractual Cash Flows	Carrying Values
Financial Assets	\$	\$	\$	\$	\$
Cash & Equivalents	657,733	-	-	657,733	657,733
Receivables	2,152	-	-	2,152	2,152
Other Financial Assets	-	-	-	-	-
Total	659,885	-	-	659,885	659,885
Financial Liabilities					
Payables	1,250	-	-	1,250	1,250
Current Borrowings	-	-	-	-	-
Non-Current Borrowings	-	-	-	-	-
Total	1,250	-	-	1,250	1,250
2021	Due < 1 year	Due > 1 year; ≤ 5 years	Due > 5 years	Total Contractual Cash Flows	Carrying Values
Financial Assets	\$	\$	\$	\$	\$
Cash & Equivalents	929,918	-	-	929,918	929,918
Receivables	39,970	-	-	39,970	39,970
Other Financial Assets	-	-	-	-	-
Total	969,888	-	-	969,888	969,888
Financial Liabilities					
Payables	35,002	-	-	35,002	35,002
Current Borrowings	-	-	-	-	-
Non-Current Borrowings	-	-	-	-	-
Total	35,002	-	-	35,002	35,002

Net Fair Value

All carrying values approximate fair value for all recognised financial instruments. There is no recognised market for the financial assets of the Group.

Risk Exposures

Credit Risk represents the loss that would be recognised if counterparties fail to perform as contracted. The maximum credit risk on financial assets of the Group is the carrying amount, net of any allowance for doubtful debts. All Group investments are made with the SA Local Government Finance Authority and are guaranteed by the SA Government. Except as detailed in Notes 5 & 6 in relation to individual classes of receivables, exposure is concentrated within the Group's boundaries, and there is no material exposure to any individual debtor.

Market Risk is the risk that fair values of financial assets will fluctuate as a result of changes in market prices. All of the Group's financial assets are denominated in Australian dollars and are not traded on any market, and hence neither market risk nor currency risk apply.

Liquidity Risk is the risk that the Group will encounter difficulty in meeting obligations with financial liabilities. In accordance with the model Treasury Management Policy (LGA Information Paper 15), liabilities have a range of maturity dates.

Interest Rate Risk is the risk that future cash flows will fluctuate because of changes in market interest rates. Cash flow fluctuations are managed holistically in seeking to minimise interest costs over the longer term in a risk averse manner.

LEGATUS GROUP

NOTES TO AND FORMING PART OF THE FINANCIAL STATEMENTS for the year ended 30 June 2022

Note 11 - FINANCIAL INDICATORS

	2022	2021	2020
--	------	------	------

These Financial Indicators have been calculated in accordance with *Information Paper 9 - Local Government Financial Indicators* prepared as part of the LGA Financial Sustainability Program for the Local Government Association of South Australia. Detailed methods of calculation are set out in the SA Model Statements.

The Information Paper was revised in May 2015 and the financial indicators for previous years have been re-calculated in accordance with the revised formulas.

Operating Surplus Ratio

<u>Operating Surplus</u>	(109.9%)	(49.8%)	31.2%
Total Operating Income			

This ratio expresses the operating surplus as a percentage of total operating revenue.

Net Financial Liabilities Ratio

<u>Net Financial Liabilities</u>	(221%)	(148%)	(165%)
Total Operating Income			

Net Financial Liabilities are defined as total liabilities less financial assets. These are expressed as a percentage of total operating revenue.

Asset Renewal Funding Ratio

<u>Net Asset Renewals</u>	0%	0%	305%
Depreciation Expenditure			

Net asset renewals expenditure is defined as net capital expenditure on the renewal and replacement of existing assets, and excludes new capital expenditure on the acquisition of additional assets.

LEGATUS GROUP

NOTES TO AND FORMING PART OF THE FINANCIAL STATEMENTS for the year ended 30 June 2022

Note 12 - UNIFORM PRESENTATION OF FINANCES

The following is a high level summary of both operating and capital investment activities of the Group prepared on a simplified Uniform Presentation Framework basis.

All Councils in South Australia have agreed to summarise annual budgets and long-term financial plans on the same basis.

The arrangements ensure that all Councils provide a common 'core' of financial information, which enables meaningful comparisons of each Council's finances

	2022 \$	2021 \$
Income	274,323	609,543
Expenses	<u>(575,775)</u>	<u>(913,048)</u>
Operating Surplus / (Deficit)	(301,453)	(303,505)
Net Outlays on Existing Assets		
Capital Expenditure on renewal and replacement of Existing Assets	-	-
Add back Depreciation, Amortisation and Impairment	7,209	5,489
Proceeds from Sale of Replaced Assets	<u>-</u>	<u>-</u>
	7,209	5,489
Net Outlays on New and Upgraded Assets		
Capital Expenditure on New and Upgraded Assets <i>(including investment property & real estate developments)</i>	(1,720)	-
Amounts received spec. for New and Upgraded Assets	-	-
Proceeds from Sale of Surplus Assets <i>(including investment property and real estate developments)</i>	<u>-</u>	<u>-</u>
	(1,720)	-
Net Lending / (Borrowing) for Financial Year	<u>(295,964)</u>	<u>(298,016)</u>

LEGATUS GROUP

NOTES TO AND FORMING PART OF THE FINANCIAL STATEMENTS for the year ended 30 June 2022

Note 13 - RELATED PARTY DISCLOSURES

KEY MANAGEMENT PERSONNEL

The Key Management Personnel of the Group include the 15 Mayors/Chairpersons of the constituent Councils and the CEO. In all, 1 person was paid the following total compensation:

	2022	2021
	\$	\$
Salaries, allowances & other short term benefits	158,801	154,050
Member Allowance	4,125	5,500
Post-employment benefits	15,880	14,635
FBT	6,098	6,106
TOTAL	184,904	180,291

The Group received the following amounts in total:

	2022	2021
	\$	\$
Contributions for fringe benefits tax purposes	-	-
TOTAL	-	-

PARTIES RELATED TO KEY MANAGEMENT PERSONNEL

During the reporting period, no Key Management Personnel or parties related to them had any transactions on more favourable terms than those available to the general public.

OTHER RELATED PARTIES

Amounts received from Related Parties during the financial year and owed by Related Parties at the end of the financial year (inclusive of GST).	Received 2022 \$	Outstanding 2022 \$
The Barossa Council	12,496	-
Barunga West Council	12,496	-
Clare and Gilbert Valleys Council	12,496	-
Copper Coast Council	12,496	-
The Flinders Ranges Council	12,496	-
Regional Council of Goyder	12,496	-
Light Regional Council	12,496	-
Adelaide Plains Council	12,496	-
District Council of Mount Remarkable	12,496	-
Northern Areas Council	12,496	-
District Council of Orroroo / Carrieton	12,496	-
District Council of Peterborough	12,496	-
Port Pirie Regional Council	12,496	-
Wakefield Regional Council	12,496	-
Yorke Peninsula Council	12,496	-
TOTAL	187,440	-

Description of Services provided to all Related Parties above:

The Legatus Group is the peak regional local government organisation that is focused on the interests of its communities. The Legatus Group's primary purpose focuses on the wealth, wellbeing and social cohesion of these communities via a sustainable approach of productive landscapes and natural environment. Its focus is on the key roles of local government.

The Group has Five Primary Goals and numerous strategies to achieve these are outlined in the Group's Strategic Plan 2018-2028 which is available on the Group's website.

LEGATUS GROUP

NOTES TO AND FORMING PART OF THE FINANCIAL STATEMENTS for the year ended 30 June 2022

Note 14 - CONTINGENCIES & ASSETS & LIABILITIES NOT RECOGNISED IN THE STATEMENT OF FINANCIAL POSITION

There are no contingencies, assets or liabilities not recognised in the financial statements for the year ended 30 June 2022.

Note 15 - EVENTS OCCURRING AFTER REPORTING DATE

There were no events subsequent to 30 June 2022 that need to be disclosed in the financial statements.

LEGATUS GROUP

**ANNUAL FINANCIAL STATEMENTS
FOR THE YEAR ENDED 30 June 2022**

CERTIFICATION OF AUDITOR INDEPENDENCE

To the best of our knowledge and belief, we confirm that, for the purpose of the audit of the Legatus Group for the year ended 30 June 2022, the Council's Auditor, Dean Newbery & Partners, has maintained its independence in accordance with the requirements of the *Local Government Act 1999* and the *Local Government (Financial Management) Regulations 2011* made under that Act.

This statement is prepared in accordance with the requirements of Regulation 22(3) *Local Government (Financial Management) Regulations 2011*.



.....
CHIEF EXECUTIVE OFFICER
The Barossa Council


.....
CHIEF EXECUTIVE OFFICER
Barunga West Council


.....
CHIEF EXECUTIVE OFFICER
Clare & Gilbert Valleys Council


.....
CHIEF EXECUTIVE OFFICER
Copper Coast Council


.....
CHIEF EXECUTIVE OFFICER
The Flinders Ranges Council


.....
CHIEF EXECUTIVE OFFICER
Regional Council of Goyder


.....
CHIEF EXECUTIVE OFFICER
Light Regional Council


.....
CHIEF EXECUTIVE OFFICER
Adelaide Plains Council

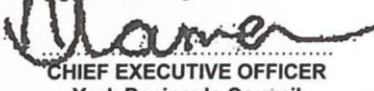

.....
CHIEF EXECUTIVE OFFICER
District Council of Mount Remarkable

ACTING

.....
CHIEF EXECUTIVE OFFICER
Northern Areas Council



.....
CHIEF EXECUTIVE OFFICER
Port Pirie Regional Council


.....
CHIEF EXECUTIVE OFFICER
District Council of Orroroo Carrieton


.....
CHIEF EXECUTIVE OFFICER
York Peninsula Council


.....
CHIEF EXECUTIVE OFFICER
District Council of Peterborough


.....
CHIEF EXECUTIVE OFFICER
Wakefield Regional Council


.....
Kathleen Bonner
CHAIR, Legatus Group
Audit & Risk Management Committee


.....
CHIEF EXECUTIVE OFFICER
Legatus Group


.....
CHAIR
Legatus Group

Date: 9 SEPT 2022