



XML Forms Data Format Specification

September 2007

Version 2.0

© 2007 Adobe Systems Incorporated. All rights reserved.

XML Forms Data Format Specification

Edition 1.0, September 2007

The content of this guide is furnished for informational use only, is subject to change without notice, and should not be construed as a commitment by Adobe Systems Incorporated. Adobe Systems Incorporated assumes no responsibility or liability for any errors or inaccuracies that may appear in the informational content contained in this guide.

Any references to company names, company logos and user names in sample material or sample forms included in this documentation and/or software are for demonstration purposes only and are not intended to refer to any actual organization or persons.

Adobe, the Adobe logo, and Acrobat are either registered trademarks or trademarks of Adobe Systems Incorporated in the United States and/or other countries.

Adobe Systems Incorporated, 345 Park Avenue, San Jose, California 95110, USA.

Contents

1	Introduction to XFDF	1
	Forms Data and Annotations	1
	How to Use This Specification	2
	PDF, FDF and XFDF	3
	Sample form in FDF and XFDF	4
	Sample annotation in FDF and XFDF	4
	Writing XFDF	5
	Encoding and Namespace	5
	Understanding Forms	6
	Simple XFDF form	6
	Hierarchical XFDF form	6
	Understanding Annotations	7
	Simple XFDF annotation	8
	Annotation with popup text	9
	Annotation with comment	10
	Strikeout with Caret	11
	Implementation Notes	12
	Importing and exporting XFDF	12
	Double byte characters	12
	String encoding conventions	13
	Enhancements	14
	The border element	14
	Rich text strings	14
	The contents and contents-richtext elements in annotations	15
	The value and value-richtext elements in fields	16
	Stream encoding	16
	XML content model syntax	17
2	XFDF Reference	19
	XFDF Elements	19
	xfdf	19
	Content model	19
	Attributes	19
	f	19
	Content model	19
	Attributes	19
	ids	19
	Content model	20
	Attributes	20
	Form Field Elements	20
	fields	20
	Content model	20
	Attributes	20
	field	20
	Content model	21
	Attributes	21

Details	21
value	21
Content model.....	21
Attributes.....	21
value-richtext.....	21
Content model.....	21
Attributes.....	21
Annotation Elements	22
annots	22
Content model.....	22
Attributes.....	22
text	22
Content model.....	23
Attributes.....	23
highlight.....	23
Content model.....	23
Attributes.....	24
underline	24
Content model.....	24
Attributes.....	24
strikeout.....	25
Content model.....	25
Attributes.....	25
squiggly	26
Content model.....	26
Attributes.....	26
line.....	26
Content model.....	27
Attributes.....	27
circle.....	28
Content model.....	28
Attributes.....	28
square.....	29
Content model.....	29
Attributes.....	29
caret	30
Content model.....	30
Attributes.....	30
polygon	31
Content model.....	31
Attributes.....	31
polyline	32
Content model.....	32
Attributes.....	32
stamp.....	33
Content model.....	33
Attributes.....	33
ink	34
Content model.....	34
Attributes.....	34
freertext.....	35

Content model.....	35
Attributes.....	35
fileattachment.....	36
Content model.....	36
Attributes.....	36
sound.....	37
Content model.....	37
Attributes.....	37
link.....	38
Content model.....	38
Attributes.....	38
redact.....	38
Content model.....	38
Attributes.....	39
Annotation Subelements	39
Action	40
Content model.....	40
Attributes.....	40
appearance.....	40
Content model.....	40
Attributes.....	40
BorderStyleAlt	40
Content model.....	40
Attributes.....	41
Details	41
contents.....	41
Content model.....	41
Attributes.....	41
Details	41
contents-richtext.....	41
Content model.....	42
Attributes.....	42
data	42
Content model.....	42
Attributes.....	42
Details	42
defaultappearance	42
Content model.....	42
Attributes.....	42
defaultappearance	43
Content model.....	43
Attributes.....	43
defaultstyle.....	43
Content model.....	43
Attributes.....	43
Dest	43
Content model.....	43
Attributes.....	43
Details	43
File	44
Content model.....	44

Attributes.....	44
gesture.....	44
Content model.....	44
Attributes.....	44
Details.....	44
Fit.....	44
Content model.....	44
Attributes.....	45
Details.....	45
FitB.....	45
Content model.....	45
Attributes.....	45
Details.....	45
FitBH.....	45
Content model.....	45
Attributes.....	45
Details.....	46
FitBV.....	46
Content model.....	46
Attributes.....	46
Details.....	46
FitH.....	46
Content model.....	46
Attributes.....	46
Details.....	47
FitR.....	47
Content model.....	47
Attributes.....	47
Details.....	47
FitV.....	47
Content model.....	47
Attributes.....	47
Details.....	48
GoTo.....	48
Content model.....	48
Attributes.....	48
GoToR.....	48
Content model.....	48
Attributes.....	48
inklist.....	48
Content model.....	48
Attributes.....	48
Details.....	49
Launch.....	49
Content model.....	49
Attributes.....	49
Named.....	49
Attributes.....	49
Named.....	49
Attributes.....	49
OnActivation.....	49

Content model.....	50
Attributes.....	50
overlayappearance.....	50
Content model.....	50
Attributes.....	50
popup.....	50
Content model.....	50
Attributes.....	50
resource.....	51
Content model.....	51
Attributes.....	51
Details.....	51
URI.....	51
Content model.....	51
Attributes.....	51
vertices.....	52
Content model.....	52
Attributes.....	52
Details.....	52
XYZ.....	52
Content model.....	52
Attributes.....	52
Annotation attributes.....	53
FDf annotation attributes.....	54
Common annotation attributes.....	54
Markup annotation attributes.....	55
Text markup annotation attributes.....	56
Text annotation attributes.....	57
Line annotation attributes.....	58
Circle and Square annotation attributes.....	61
Caret annotation attributes.....	61
Polygon and Polyline annotation attributes.....	62
Freetext annotation attributes.....	63
Stamp annotation attributes.....	64
Fileattachment annotation attributes.....	65
Sound annotation attributes.....	65
Popup annotation attributes.....	66
Link annotation attributes.....	66
Redaction annotation attributes.....	67
Border effect attributes.....	68
Border style attributes.....	68
Border array attributes.....	69
Embedded file parameter attributes.....	70
Stream attributes.....	70
File specification attributes.....	71
Destination syntax attributes.....	71
Remote go-to attributes.....	72
Launch attributes.....	72
Named action attributes.....	73
URI attributes.....	73
Mac OS file information attributes.....	73

Miscellaneous attributes	74
Mapping Tables	75
PDF to XFDF	75
XFDF to PDF	79
List of References.....	83

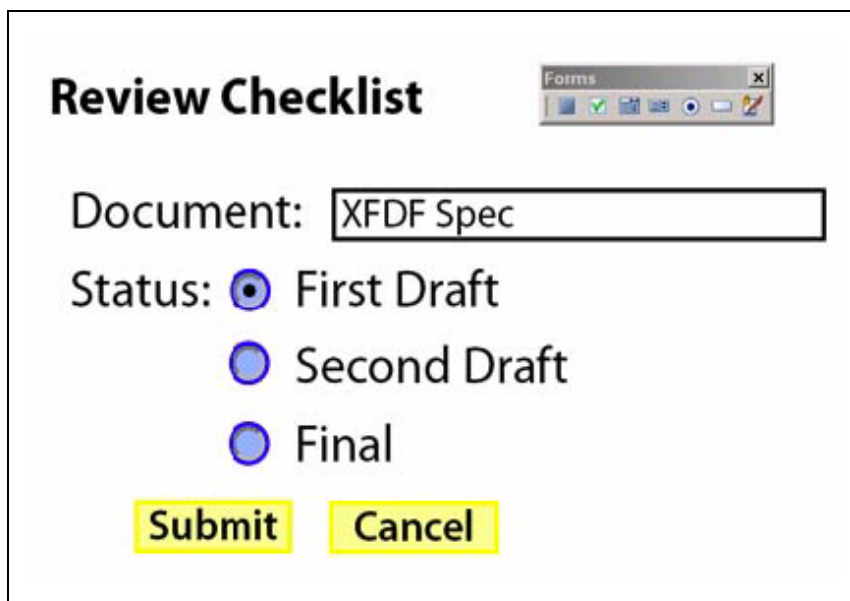
1

Introduction to XFDF

XFDF (XML Forms Data Format) is a format for representing forms data and annotations in a PDF document. This specification describes XFDF compatible with PDF version 1.5 and Acrobat 6.0. XFDF is the XML version of Forms Data Format (FDF), a simplified version of PDF for representing forms data and annotations.

Forms Data and Annotations

Form fields in a PDF document include edit boxes, buttons, and radio buttons, as shown in the following PDF document:




The XFDF exported from this PDF document looks like the following:

```
<?xml version="1.0" encoding="UTF-8"?>
  <xfdf xmlns="http://ns.adobe.com/xfdf/" xml:space="preserve">
    <f href="Checklist.pdf"/>
    <ids original="7A0631678ED475F0898815F0A818CFA1"
      modified="BEF7724317B311718E8675B677EF9B4E"/>
    <fields>
      ...
    </fields>
  </xfdf>
```

FDF and XFDF can be the format used to send and receive form data from a server: form data is submitted to a server, modifications are made and sent back; the new form data is imported into the interactive PDF form. FDF and XFDF can also be the format used to export form data to stand-alone files that can be stored, transmitted electronically, and imported back into the corresponding PDF interactive form.

Annotations are attached to a PDF document, and include text notes, highlights, stamps, and file attachments as shown in the following PDF document:



How to Use This Specification

This specification documents the correspondence between XFDF element or attribute and PDF dictionary and key. A short description is provided for each element and attribute; for complete information, look in the *PDF Reference* under the corresponding dictionary and key. There are a few attributes that do not correspond to a PDF dictionary and key.

This specification contains the following major sections:

- [Introduction to XFDF](#)
- [PDF, FDF and XFDF](#) - a comparison of the three formats
- [Writing XFDF](#) - XML implementation details
- [Understanding Forms](#) - includes samples
- [Understanding Annotations](#) - how to read or write annotations, including samples
- [Implementation Notes](#) - notes about the XFDF implementation and XML

The reference sections are:

- [XFDF Elements](#)
- [Form Field Elements](#)
- [Annotation Elements](#)
- [Annotation Subelements](#)
- [Annotation attributes](#)
- [Mapping Tables](#) - From PDF key to XFDF element or attribute.
- [List of References](#)

PDF, FDF and XFDF

PDF, FDF, and XFDF are related specifications with PDF the parent format for representing documents, including interactive forms and annotations. FDF and XFDF contain the subset of a PDF document that describes interactive forms and annotations. Complete information on PDF and FDF may be found in the PDF Reference. XFDF is documented in this specification, and is supplemented by information in the PDF Reference.

FDF is a simplified version of PDF. PDF and FDF represent information with a key/value pair, also referred to as an entry. This example shows the `T` and `V` keys with values enclosed in parentheses:

```
/T(Street)/V(345 Park Ave.)
```

XFDF, on the other hand, represents an entry with an XML element/content or attribute/value pair, as shown in the correspond XFDF:

```
<field name="Street">  
  <value>345 Park Ave.</value>  
</field>
```

XFDF implements a subset of FDF containing forms and annotations. There are XFDF equivalents for the `Annots`, `Fields`, `F`, and `ID` keys of the FDF dictionary. There are not XFDF equivalents for the other entries in the FDF dictionary such as the `Status`, `Encoding`, `JavaScript`, `EmbeddedFDFs`, `Differences`, `Target`, and `Pages` keys.

XFDF conforms to the XML standard, which has gained wide acceptance and is supported by many existing XML tools. For example, XML tools supporting XSLT can be used to transform an XFDF file to another format. Currently, Adobe does not provide a schema for validation because the specification cannot be realized in standard XML Schema (XSD). In the future, a schema in Relax NG format may be provided.

In the simplest case, an XFDF element or attribute maps directly to a key in a particular dictionary of PDF. For example, the `creationdate` attribute is documented as corresponding to the `CreationDate` key in the markup annotation dictionary. This specification provides a description of the `creationdate` attribute, but more information may be found in the PDF Reference (look for the `CreationDate` key in the markup annotation dictionary).

This is the `creationdate` attribute in XFDF:

```
creationdate="D:20030425095243-07'00'"
```

This is the `CreationDate` entry in a PDF or FDF:

```
/CreationDate(D:20030425095243-07'00')
```

In other cases, the name and value differ. For example, the `flags` attribute corresponds to the `F` key in the annotation dictionary. The value of the `flags` attribute is a comma separated list of the descriptive names of the flags, while the value of the `F` key is an integer with each bit representing a flag.

This is the XFDF `flags` attribute:

```
flags="print,nozoom,norotate"
```

This is the equivalent `F` entry in PDF or FDF:

```
/F 28
```

Finally, an element with multiple attributes can map to a single key with multiple values. The `ids` element in XFDF has attributes `original` and `modified` that map to the `ID` key in the FDF dictionary.

This is the `ids` element in XFDF:

```
<ids original="7A0631678ED475F0898815F0A818CFA1"
modified="BEF7724317B311718E8675B677EF9B4E" />
```

this is the corresponding `ID` entry in FDF:

```
/ID[<7a0631678ed475f0898815f0a818cfa1><bef7724317b311718e8675b677ef9b4e>]
```

Next, we will look at a sample form and annotation in both FDF and XFDF format.

Sample form in FDF and XFDF

Both FDF and XFDF for forms contain the same information: field name and value. In this FDF example, with line returns added for readability, the `Fields` key contains two fields named `Street` and `City`:

```
%FDF-1.2
%âãĭÓ
1 0 obj<</FDF<</F (Document.pdf)
  /ID[<7a0631678ed475f0898815f0a818cfa1><bef7724317b311718e8675b677ef9b4e>]
  /Fields[<</T (Street) /V (345 Park Ave.) >><</T (City) /V (San Jose) >>] >>>>
endobj
trailer
<</Root 1 0 R>>
%%EOF
```

This is the XFDF version of the same form fields. The `fields` element contains two field elements with attribute name set to `Street` and `City`:

```
<?xml version="1.0" encoding="UTF-8"?>
<xfdf xmlns="http://ns.adobe.com/xfdf/" xml:space="preserve">
  <f href="Document.pdf"/>
  <ids original="7A0631678ED475F0898815F0A818CFA1"
    modified="BEF7724317B311718E8675B677EF9B4E"/>
  <fields>
    <field name="Street">
      <value>345 Park Ave.</value>
    </field>
    <field name="City">
      <value>San Jose</value>
    </field>
  </fields>
</xfdf>
```

Sample annotation in FDF and XFDF

As mentioned before, XFDF and FDF contain similar information but XFDF is represented in the XML format. This is a snippet of an FDF file containing a note annotation (line breaks added for readability):

```
%FDF-1.2
%âãĭÓ
1 0 obj<</FDF<</F (/C/Samples/Document.pdf)
  /ID[<7a0631678ed475f0898815f0a818cfa1><bef7724317b311718e8675b677ef9b4e>]
  /Annots[4 0 R 3 0 R] >>>>
```

```

endobj
3 0 obj<<...>>
endobj
4 0 obj<</F 28/Page 0 ...
/Type/Annot/Subj (Note)
/Rect [271.850464 690.255371 291.850464 708.255371]
/CreationDate (D:20030425095243-07'00')
/NM (apYVRecPEj75sYIwSxME7C) ...
/Subtype/Text ...>>
endobj
trailer
<</Root 1 0 R>>
%%EOF

```

This is the same data in XFDF format:

```

<?xml version="1.0" encoding="UTF-8"?>
<xfdf xmlns="http://ns.adobe.com/xfdf/" xml:space="preserve">
  <f href="Document.pdf"/>
  <ids original="7A0631678ED475F0898815F0A818CFA1"
    modified="BEF7724317B311718E8675B677EF9B4E"
  />
  <annots>
    <text flags="print,nozoom,norotate" page="0" subject="Note"
      rect="271.850464,690.255371,291.850464,708.255371"
      creationdate="D:20030425095243-07'00'"
      name="apYVRecPEj75sYIwSxME7C" ...
    >
    ...
    <popup .../>
  </text>
</annots>
</xfdf>

```

Writing XFDF

This section describes XML implementation details specific to XFDF.

Encoding and Namespace

The encoding in the XFDF file must be UTF-8. Each XFDF file begins with the line:

```
<?xml version="1.0" encoding="UTF-8"?>
```

The namespace for XFDF is:

```
http://ns.adobe.com/xfdf/
```

Thus, an XFDF document begins with these two lines:

```

<?xml version="1.0" encoding="UTF-8"?>
<xfdf xmlns="http://ns.adobe.com/xfdf/" xml:space="preserve">

```

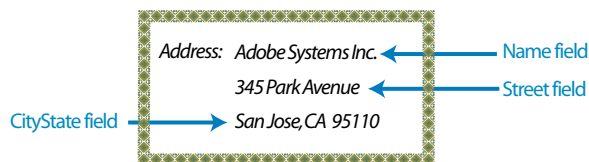
Understanding Forms

An XFDF file with form data contains form field names and values. When importing XFDF into Acrobat, the target PDF file must already contain the form fields. Importing XFDF updates the form field values in the PDF file. Exporting to XFDF puts the current value of the field in the `value` element.

Using XFDF, it is not possible to create a new form field in a PDF document, or change anything other than the value of an existing form field.

Simple XFDF form

This simple example shows a PDF document for an address label containing text box form fields named `Name`, `Street` and `CityState`. The PDF file looks like:



The form data is exported to XFDF using the Acrobat `Advanced > Forms > Export Forms Data...` menu item, and selecting XFDF format. In the example below, the `href` attribute on the `f` element points to the PDF document that contains the form fields. The `ids` element's `original` attribute contains a permanent identifier for the file, and the `modified` attribute contains an identifier that changes with each modification to the file. The `fields` element contains the three form fields and their value.


```
<?xml version="1.0" encoding="UTF-8"?>
<xfdf xmlns="http://ns.adobe.com/xfdf/" xml:space="preserve">
  <f href="samples/AddressLabel.pdf"/>
  <ids original="7A0631678ED475F0898815F0A818CFA1"
    modified="BEF7724317B311718E8675B677EF9B4E"/>
  <fields>
    <field name="Name">
      <value>Adobe Systems, Inc.</value>
    <field name="Street">
      <value>345 Park Ave.</value>
    </field>
    <field name="CityState">
      <value>San Jose, CA 95110</value>
    </field>
  </fields>
</xfdf>
```

Hierarchical XFDF form

In Acrobat, hierarchical form fields are represented using a dot notation. If `Name`, `Street` and `CityState` are part of an `Address`, the fields are named:

```
Address.Name
Address.Street
Address.CityState
```

The PDF file appears the same as in the simple example, but the field names are changed:



In XFDF exported from this PDF file, hierarchical form fields are represented using nested `field` elements. The `Address` field contains the `Name`, `Street` and `CityState` fields:

```
<fields>
  <field name="Address">
    <field name="Name">
      <value>Adobe Systems, Inc.</value>
    </field>
    <field name="Street">
      <value>345 Park Ave.</value>
    </field>
    <field name="CityState">
      <value>San Jose, CA 95110</value>
    </field>
  </fields>
```

Understanding Annotations

XFDF annotations contain full information to recreate the annotation in a PDF document, including size and position on the page, the open or closed state of annotation, color, and attached comments. Unlike forms, a new annotation can be created when XFDF is imported into a PDF file. However, this means that the XFDF for annotations is more complex than for forms.

Markup and Popup annotations are represented in XFDF; there are only five annotations that are not represented in XFDF. Each annotation is represented by an element: for example, a `Text` annotation is represented by the `text` element, and a `Polygon` annotation is represented by the `polygon` element. This table lists annotations that are supported and unsupported by XFDF:

Supported Annotations	Unsupported Annotations
Text	Movie
FreeText	Widget
Line	Screen
Square	PrinterMark
Circle	TrapNet
Polygon	
Polyline	
Highlight	

Supported Annotations	Unsupported Annotations
Underline	
Squiggly	
StrikeOut	
Stamp	
Caret	
Ink	
Popup	
FileAttachment	
Sound	
Link	
Redact	

Simple XFDF annotation

In this simple example, a stamp annotation has been applied to a page in a PDF file:



PDF Ref
third edition

Annotations are exported to XFDF using the Acrobat `Document > Export Comments...` menu item and selecting XFDF as the format.

In the example below, the `href` attribute on the `f` element contains the name of the PDF file that exported the annotations. The `ids` element's `original` attribute contains a permanent identifier for the file, and the `modified` attribute contains an identifier that changes with each modification to the file.

Next is the `annots` element, which contains all annotations in the document. In this case, there is only one `stamp` annotation. In contrast to forms, annotations have many attributes, such as `color` or `title`, that can be modified and imported back into the PDF file to change the look of the annotation.

The `stamp` element contains a `popup` element which corresponds to the popup window for adding comments that is attached to the annotation. In this example, the popup window is empty and closed (`open="no"`).

```
<?xml version="1.0" encoding="UTF-8"?>
<xfdf xmlns="http://ns.adobe.com/xfdf/" xml:space="preserve">
  <f href="SimpleAnnot.pdf"/>
  <ids original="7A0631678ED475F0898815F0A818CFA1"
    modified="BEF7724317B311718E8675B677EF9B4E"/>
  <annots>
    <stamp flags="print" page="0" subject="Approved"
```



```

    rect="54.987381,671.039063,216.486893,718.539551"
    creationdate="D:20030528192526-07'00'"
    name="jNrKlQf-J0kz3Y3a0cPjzA" icon="SBApproved"
    color="#FF0000" date="D:20030528192529-07'00'"
    title="cmy">
  <popup flags="print,nozoom,norotate" page="0"
    rect="612.000000,619.065979,792.000000,739.065979"
    open="no"/>
</stamp>
</annots>
</xfdf>

```

Annotation with popup text

If the rubber stamp annotation had an open popup note with text, it would look like this in Acrobat:



In the exported XFD for the `stamp` element, the text of the popup is contained in a `contents-richtext` element which contains elements that conform to a subset of the XFA Text Specification. These are commonly referred to a rich text strings. For more information on rich text strings see the section below titled [Rich text strings](#). Here is the new stamp element with some attributes removed for readability:

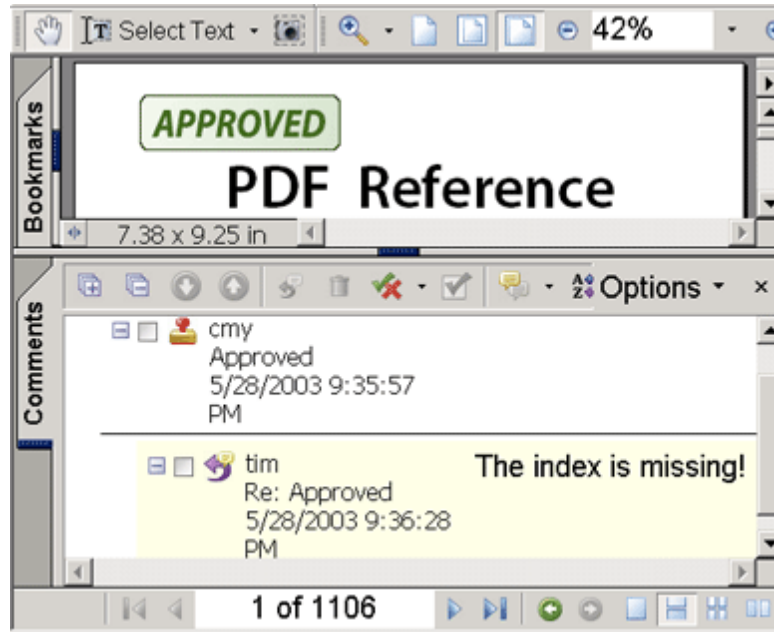
```

<stamp page="0" subject="Approved" icon="SBApproved" title="cmy">
  <contents-richtext>
    <body xmlns="http://www.w3.org/1999/xhtml"
      xmlns:xfa="http://www.xfa.org/schema/xfadata/1.0/"
      xfa:APIVersion="Acrobat:6.0.0" xfa:spec="2.0.2">
      <p>
        <span style="font-size:10.0pt">Final and ready for publishing.</span>
      </p>
    </body>
  </contents-richtext>
  <popup page="0"
    rect="264.527802,648.970642,369.027802,715.470642"
    open="yes"/>
</stamp>

```

Annotation with comment

Annotations can have comments attached to them. In Acrobat, these are displayed in the Comments List window. In this example, the rubber stamp annotation has one comment:



The example below shows the `annots` element exported from the PDF file (attributes have been removed to improve readability). The comment is contained in the `text` element which is the second child of the `annots` element and follows the stamp element. The `text` element represents a comment because the value of the `inreplyto` attribute on `text` is identical to the value of the `name` attribute on `stamp`. The text of the annotation is contained in the `contents-richtext` element which is described in the section titled [Rich text strings](#).

```
<annots>
  <stamp subject="Approved"
    name="HLjJ_qj5BC9dU1yKdfFD6D"
    icon="SBApproved"
    title="cmy"
  >
  <popup open="no"/>
</stamp>
<text subject="Re: Approved"
  name="miAYuQ7A9JvIb3mFNkLjzC"
  inreplyto="HLjJ_qj5BC9dU1yKdfFD6D"
  icon="Comment" title="tim">
  <contents-richtext>
    <body xmlns="http://www.w3.org/1999/xhtml"
      xmlns:xfa="http://www.xfa.org/schema/xfa-data/1.0/"
      xfa:APIVersion="Acrobat:6.0.0" xfa:spec="2.0.2">
      <p>
        <span style="font-size:10.0pt">The index is missing!</span>
      </p>
    </body>
  </contents-richtext>
```

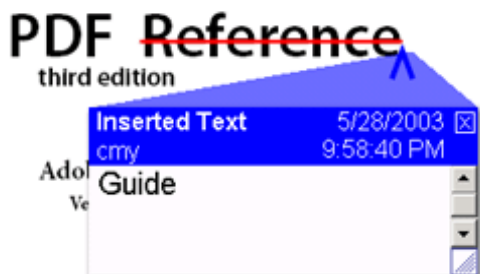
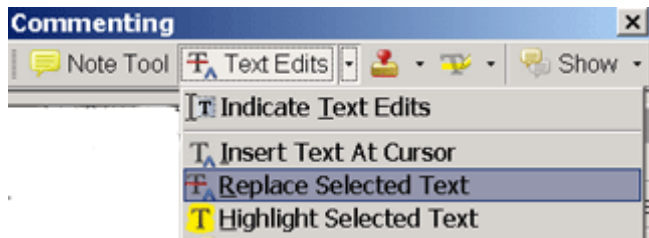
```

<popup open="no"/>
</text>
</annots>

```

Strikeout with Caret

The Commenting > Text Edits > Replace Selected Text menu item creates two annotations: a Strikeout and Caret annotation.



The `annots` element (with attributes removed for readability) exported from the PDF file contains a `strikeout` followed by a `caret` element.

```

<annots>
  <strikeout subject="Cross-Out "
    name="8XgvfTdQ6aFx6GdvKcQZGA"
    title="cmy"
    coords="264.417999,657.670044,470.810333,657.670044,264.417999,602.998413,470.810333,602.998413">
    <popup open="no"/>
  </strikeout>
  <caret flags="print" page="0"
    subject="Inserted Text"
    rect="458.235931,593.156860,483.384735,623.774048"
    name="am_522zM5jow0lHotZX5RC"
    title="cmy" fringe="4.373993,4.373993,4.373993,4.373993">
  <contents-richtext>
    <body xmlns="http://www.w3.org/1999/xhtml"
      xmlns:xfa="http://www.xfa.org/schema/xfa-data/1.0/"
      xfa:APIVersion="Acrobat:6.0.0" xfa:spec="2.0.2">
      <p>
        <span style="font-size:10.0pt">Guide</span>
      </p>
    </body>
  </contents-richtext>

```

```
<popup flags="print,nozoom,norotate" page="0"
  rect="224.334137,520.427856,352.834137,575.427856"
  open="no"/>
</caret>
</annots>
```

Implementation Notes

This section contains implementation specific notes:

- [Importing and exporting XFDF](#)
- [Double byte characters](#)
- [String encoding conventions](#)
- [The border element](#)
- [Rich text strings](#)
- [The contents and contents-richtext elements in annotations](#)
- [The value and value-richtext elements in fields](#)
- [Stream encoding](#)
- [XML content model syntax](#)

Importing and exporting XFDF

XFDF files can be imported to and exported from Acrobat 6.0 using the following menu items.

- To import and export XFDF annotations, use the Document > Import Comments... and Export Comments... menu items.
- To import and export XFDF form fields, use the Advanced > Forms > Import Forms Data... and Export Forms Data... menu items.

Double byte characters

Although XFDF is encoded in UTF-8, double byte characters are encoded as character references when exported from Acrobat.

For example, the Japanese double byte characters あ, い, and う are exported to XFDF using three character references. Here is an example of double byte characters in a form field:

```
...
<fields>
  <field name="Text1">
    <value>Here are 3 UTF-8 double byte
      characters: &#x3042;&#x3044;&#x3046;
    </value>
  </field>
</fields> ...
```

Acrobat can import an XFDF file with double byte UTF-8 characters. The characters do not have to be encoded as character references:

```
...
```

```

<fields>
  <field name="Text1">
    <value>Here are 3 UTF-8 double byte characters: あ , い , う </value>
  </field>
</fields>
...

```

In Acrobat, set the form field font to one that is able to display Japanese characters (Heisei Kakugo, for example).

String encoding conventions

XML requires that all content be in some particular character encoding. Much of PDF also has this requirement, but there are some strings in PDF for which the encoding is not known. In PDF these strings are designated as “string” and are effectively byte strings without any particular character interpretation.

The following convention is recommended for transforming these strings between PDF and XML:

- Use ISO-Latin1 as the assumed encoding of the bytes in the PDF. For example, for the link annotation, this applies to the Named Destination name and the file OriginalName.
- Escape any characters that are XML reserved or not legal code points in ISO-Latin1. Specifically, the escaping mechanism is:
 - If char is 0x0A, 0x0D or 0x09, emit
  and 	 respectively
 - Else if char < 0x20, emit escaped octal code (just like escaped sequences in PDF literal string). For example, code point 0x07 is emitted as \007.
 - Else if char is 0x22, 0x26, 0x3C, 0x3E (XML delimiters), emit the corresponding named entity

Specific ISO 8859-1 Latin-1 Character Conversions

ISO 8859-1 CODE POINT	LATIN-1 CHARACTER NAME	STRING REPRESENTATION
09 (0x9)	HT		
10 (0xA)	NL	

13 (0xD)	CR	
0 - 8 (0x0 - 0x8)	NUL - BS	“\000” - “\010” (PDF escape octal code)
11 - 12 (0xB - 0xC)	VT - NP	“\013” - “\014”
14 - 31 (0xE - 0x1F)	SO - US	“\016” - “\037”
34 (0x22)	“	"
38 (0x26)	&	&
60 (0x3c)	<	<
62 (0x3e)	>	>
127 - 159 (0x7f - 0x9f)	DEL - (unassigned)	“\177” - “\237” (PDF escape octal code)

If a schema or DTD for the resulting XML is created, the attributes that are to receive converted PDF string values should be specified as CDATA. This helps to guarantee that any whitespace is preserved. The

transformation between the XML representation and the PDF representation is such that converting from PDF to XML then back to XML from PDF reproduces the original binary string.

Encoding Examples

PDF STRING	XML ATTR STRING
Jump in the "Lake" <Jake>	attr="Jump in the "Lake" <Jake>,"
abc123 nothing special here	attr="abc123 nothing special here"
unusual \200\177\220\237 characters (Here, the \ddd represent an actual single byte character with code octal ddd)	attr="unusual \200\177\220\237 characters"

Enhancements

Before assuming the encoding is ISO Latin-1, it is permissible to scan the string to determine if it uses UTF-8 encoding. If so, the translation described above can still be used, but the translation should be applied to the UTF-8 characters instead of individual bytes.

The border element

Legacy XPDF files with `freetext` annotations may contain a `border` element:

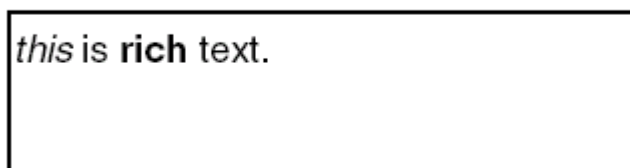
```
<freetext ...>
...
<border width="..." />
...
</freetext>
```

When importing this XPDF annotation to a PDF file, the `border` element is mapped to both the `Border` and `BS` keys. On a round trip back to XPDF, this will be mapped to the `width` attribute of the `freetext` annotation element.

Rich text strings

Beginning with PDF 1.5, the text contents of variable text form fields and markup annotations can include formatting or style information. These rich text strings conform to a subset of the XFA Text Specification, which is itself a subset of the XHTML 1.0 specification, augmented with a restricted set of CSS2 style attributes. Rich text strings are fully described in the *PDF Reference*.

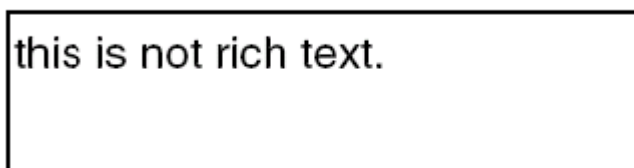
For example, the following Text Field form has a value formatted as rich text.



The rich text is mapped to a [value-richtext](#) element in XFDF:

```
<field name="myfield">
  <value-richtext>
    <body xmlns="http://www.w3.org/1999/xhtml"
      xmlns:xfa="http://www.xfa.org/schema/xfa-data/1.0/"
      xfa:APIVersion="Acrobat:6.0.0" xfa:spec="2.0.2"
    >
      <p>
        <span style="font-size:10.0pt">
          <i>this</i> is <b>rich</b> text.</span>
        </p>
      </body>
    </value-richtext>
  </field>
```

Without rich text, the form field would look like:



and could be represented by a `value` element in XFDF:

```
<field>
  <value>this is not rich text.</value>
</field>
```

The contents and contents-richtext elements in annotations

Both the [contents](#) and [contents-richtext](#) elements in XFDF contain the text to display for an annotation. The `contents` element corresponds to the `Contents` key in the annotation dictionary, and the `contents-richtext` element corresponds to the `RC` key in the markup annotation dictionary.

An annotation element may contain a `contents` element, `contents-richtext` element, or both. The `RC` key was added in PDF 1.5.

When exporting annotations to XFDF using Acrobat 5, the text of the annotation is written to the `contents` element.

When exporting annotations to XFDF using Acrobat 6, the text of the annotation is written to the `contents-richtext` element. There are two exceptions to this:

1. **PDF to XFDF:** If the PDF file contains both `Contents` and `RC` keys, only the `RC` key is written to the XFDF file.
2. **XFDF to PDF:** The `contents-richtext` element is mapped to the `RC` key with the following exception: if the `contents-richtext` element contains plain text, it is mapped to the `Contents` key in PDF.

The value and value-richtext elements in fields

The `value` and `value-richtext` elements act similarly to `contents` and `contents-richtext` but are associated with form field values. A `field` element may contain a `value` element, `value-richtext` element, or both.

The `value` and `value-richtext` elements contain the field value. The `value` element corresponds to the `V` key in the FDF field dictionary, and the `value-richtext` element corresponds to the `RV` key in the variable text field dictionary. The `RV` key was added in PDF 1.5.

When exporting form fields to XFDF using Acrobat 5, the text of the form field is written to the `value` element.

When exporting form fields to XFDF using Acrobat 6, the text of the form field is written to the `value-richtext` element. There are two exceptions to this:

1. **PDF to XFDF:** If the PDF file contains both `V` and `RV` keys, only the `RV` key is written to the XFDF file.
2. **XFDF to PDF:** The `value-richtext` element is mapped to the `RV` key with the following exception: if the `value-richtext` element contains plain text, it is mapped to the `V` key in PDF.

Stream encoding

The data of a stream is output to XML with two combinations of the `mode` and `encoding` attributes:

1. `mode="filtered" encoding="ascii"`
2. `mode="raw" encoding="hex"`

Acrobat uses the following tests to determine which method to use when writing out XFDF.

- If the stream is greater than or equal to 4 kilobytes, use method 2.
- If the stream is less than 4 kilobytes and contains only printable ASCII, use method 1; otherwise use method 2.

The 4 kilobyte limit is not a rule; it is the output method used by Acrobat.

Printable ASCII is where each byte of the stream when interpreted as an unsigned integer has a value less than 127 and greater than 32 or is a carriage return or linefeed. The following XML control characters are converted (or filtered) to an entity:

Character	Entity
<	<
>	>
&	&
"	"

In method 2, the data is converted to a hexadecimal encoding where each byte is converted to a two character representation of the unsigned integer value, `[0-9A-F][0-9A-F]`. The high nibble is always first. For example, the ASCII space character is decimal 32 or hex 20. Acrobat adds a linefeed (`\n`) after each 80 characters of output. The linefeed is not required; however, linefeeds in the data will be handled gracefully.

XML content model syntax

In the Element Reference, a Content model section is provided for each element. The content model defines the elements or types of text strings that can be contained by the element. For example, the content model for the `xfdf` element is:

```
( f? & ids? & fields? & annots? )
```

The content model is written using the symbols described in the following table.

Symbol	Description
(begin group
)	end group
,	followed by
&	and
	or
?	0 or 1
+	1 or more
*	0 or more

The following are a few examples of content models.

Example 1

If element `lunch` can contain `salad` or `soup`, followed by `sandwich`, followed by an optional `dessert`, the content model is:

```
( salad | soup ), sandwich, dessert?
```

The following are valid `lunch` menus:

```
<lunch><salad/><sandwich/></lunch>
<lunch><soup/><sandwich/><dessert/></lunch>
```

However, the following is not a valid `lunch` because you cannot have both `salad` and `soup`:

```
<lunch><salad/><soup/><sandwich/></lunch>
```

The following is not valid because you must have `salad` or `soup`, and you cannot have two `dessert`:

```
<lunch><sandwich/><dessert/><dessert/></lunch>
```

Example 2

If element `sandwich` can contain, in any order, an optional `tomato` and optional `lettuce` element, the content model is:

```
( tomato? & lettuce? )
```

These are valid `sandwich` elements:

```
<sandwich><tomato/><lettuce/></sandwich>
<sandwich><lettuce/><tomato/></sandwich>
<sandwich/>
<sandwich><lettuce/></sandwich>
<sandwich><tomato/></sandwich>
```

This sandwich is not valid because it contains an extra tomato:

```
<sandwich><tomato/><lettuce/><tomato/><sandwich/>
```

XFDF Elements

This section describes the top level `xfdf` element and two of its children:

- [xfdf](#)
- [f](#)
- [ids](#)

xfdf

The `xfdf` element is the top level element in an XFDF document.

Content model

([f](#)? & [ids](#)? & [fields](#)? & [annots](#)?)

Attributes

`xml:space` Required. Value must be `preserve`. This attribute in the `xml` namespace indicates that whitespace is preserved.

f

The `f` element is a child of the [xfdf](#) element and corresponds to the `F` key in the FDF dictionary. Specifies the source file or target file: the PDF document that this XFDF file was exported from or is intended to be imported into.

Content model

Empty.

Attributes

`href` Required. File specification pointing to the source file or target file.

ids

The `ids` element is a child of the [xfdf](#) element. The `ids` element corresponds to the `ID` Key in the FDF dictionary. The two attributes are file identifiers for the source or target file designated by the `f` element, taken from the `ID` entry in the file's trailer dictionary.

Content model

Empty.

Attributes

<code>original</code>	<p>Required. This attribute corresponds to the permanent identifier which is based on the contents of the file at the time it was originally created. This value does not change when the file is incrementally updated.</p> <p>Value is a hexadecimal number. When assigned by Acrobat, this is an MD5 signature value.</p>
<code>modified</code>	<p>Required. The <code>modified</code> attribute contains a unique identifier for the modified version of the PDF and corresponding XFDF document. The <code>modified</code> attribute corresponds to the changing identifier that is based on the file's contents at the time it was last updated.</p> <p>Value is a hexadecimal number. When assigned by Acrobat, this is an MD5 signature value.</p>

Form Field Elements

These elements are used in form fields:

- [fields](#)
- [field](#)
- [value](#)
- [value-richtext](#)

fields

The `fields` element is a child of the [xfdf](#) element and is the container for form field elements. The `fields` element corresponds to the `Fields` key in the FDF dictionary.

Content model

[field*](#)

Attributes

None.

field

The `field` element is a child of the [fields](#) and [field](#) elements. The `field` element corresponds to a form field.

Content model

([field](#)* | [value](#)* | ([value](#)? & [value-richtext](#)?))

Attributes

name Required. The `name` attribute corresponds to the `T` key in the FDF field dictionary. In a hierarchical form field, the name is the partial field name.

Details

Hierarchical fields are represented by nesting field elements. In PDF, hierarchical fields are named with a dot notation: `phone.work` and `phone.home`. In XFDF, these are represented as:

```
<field name="phone">
  <field name="work"/>
  <field name="home"/>
</field>
```

value

The `value` element is a child of the [field](#) element and contains the field's value, whose format varies depending on the field type. Corresponds to the `V` key in the FDF field dictionary.

A newline character in a PDF multi-line text field becomes a single line feed character in the contents of the `value` element.

Signature fields do not export a value.

Content model

Text string.

Attributes

None.

value-richtext

The `value-richtext` element is a child of the [field](#) element and contains the field's value formatted as a rich text string. Corresponds to the `RV` key in the variable text field dictionary.

Content model

Text string or rich text string. See [Rich text strings](#) and the *PDF Reference* for more information.

Attributes

None.

Annotation Elements

This section contains elements used in annotations:

- [annots](#)
- [text](#)
- [highlight](#)
- [underline](#)
- [strikeout](#)
- [squiggly](#)
- [line](#)
- [circle](#)
- [square](#)
- [caret](#)
- [polygon](#)
- [polyline](#)
- [stamp](#)
- [ink](#)
- [freetext](#)
- [fileattachment](#)
- [sound](#)
- [link](#)
- [redact](#)

annots

The `annots` element is a child of the `xfdf` element and serves as a container for annotation elements. The `annots` element corresponds to the `Annots` key in the FDF dictionary.

Content model

([text](#) | [caret](#) | [freetext](#) | [fileattachment](#) | [highlight](#) | [ink](#) | [line](#) | [link](#) | [circle](#) | [square](#) | [polygon](#) | [polyline](#) | [sound](#) | [squiggly](#) | [stamp](#) | [strikeout](#) | [underline](#))*

Attributes

None.

text

The `text` element is a child of the `annots` element and corresponds to a text annotation. A text annotation represents a "sticky note" attached to a page in the PDF document.

Content model

([contents-richtext?](#) & [contents?](#) & [popup?](#))

Attributes

[FDf annotation attributes](#)

[page](#) Required

[Common annotation attributes](#)

[color](#) Optional

[date](#) Optional

[flags](#) Optional

[name](#) Optional

[rect](#) Required

[title](#) Required

[Markup annotation attributes](#)

[creationdate](#) Optional

[opacity](#) Optional

[subject](#) Optional

[Text annotation attributes](#)

[icon](#) Optional

[state](#) Optional

[statemodel](#) Optional

[inreplyto](#) Optional

[replyType](#) Optional

highlight

The `highlight` element is a child of the [annots](#) element and corresponds to the highlight Text annotation. A highlight annotation highlights a range of text in the document.

Content model

([contents-richtext?](#) & [contents?](#) & [popup?](#))

Attributes

[FDF annotation attributes](#)

[page](#) Required

[Common annotation attributes](#)

[color](#) Optional

[date](#) Optional

[flags](#) Optional

[name](#) Optional

[rect](#) Required

[title](#) Required

[Markup annotation attributes](#)

[creationdate](#) Optional

[opacity](#) Optional

[subject](#) Optional

[Text markup annotation attributes](#)

[coords](#) Required

underline

The `underline` element is a child of the `annots` element and corresponds to the Underline Text Markup annotation. An Underline annotation appears as an underline in the text of the document.

Content model

([contents-richtext?](#) & [contents?](#) & [popup?](#))

Attributes

[FDF annotation attributes](#)

`page` Required

[Common annotation attributes](#)

`color` Optional

`date` Optional

`flags` Optional

name	Optional
rect	Required
title	Required
Markup annotation attributes	
creationdate	Optional
opacity	Optional
subject	Optional
Text markup annotation attributes	
coords	Required
intent	Optional

strikeout

The `strikeout` element is a child of the `annots` elements and corresponds to the Strikeout Text Markup annotation. A Strikeout annotation appears as a strikeout in the text of the document.

Content model

([contents-richtext?](#) & [contents?](#) & [popup?](#))

Attributes

FDF annotation attributes	
page	Required
Common annotation attributes	
color	Optional
date	Optional
flags	Optional
name	Optional
rect	Required
title	Required
Markup annotation attributes	
creationdate	Optional
opacity	Optional

subject	Optional
Text markup annotation attributes	
coords	Required

squiggly

The `squiggly` element is a child of the `annots` element and corresponds to the Squiggly Text Markup annotation. The Squiggly annotation appears as a jagged underline in the text of a document.

Content model

([contents-richtext?](#) & [contents?](#) & [popup?](#))

Attributes

FDF annotation attributes	
page	Required
Common annotation attributes	
color	Optional
date	Optional
flags	Optional
name	Optional
rect	Required
title	Required
Markup annotation attributes	
creationdate	Optional
opacity	Optional
subject	Optional
Text markup annotation attributes	
coords	Required

line

The `line` element is a child of the `annots` element and corresponds to the Line annotation. A Line annotation displays a single straight line on the page.

Content model

([contents-richtext?](#) & [contents?](#) & [popup?](#))

Attributes

[FDf annotation attributes](#)

page	Required
------	----------

[Common annotation attributes](#)

color	Optional
-------	----------

date	Optional
------	----------

flags	Optional
-------	----------

name	Optional
------	----------

rect	Required
------	----------

title	Required
-------	----------

[Markup annotation attributes](#)

creationdate	Optional
--------------	----------

opacity	Optional
---------	----------

subject	Optional
---------	----------

[Line annotation attributes](#)

start	Required
-------	----------

end	Required
-----	----------

head	Optional
------	----------

tail	Optional
------	----------

interior-color	Optional
----------------	----------

leaderLength	Optional
--------------	----------

leaderExtend	Optional
--------------	----------

caption	Optional
---------	----------

intent	Optional
--------	----------

leader-offset	Optional
---------------	----------

caption-style	Optional
---------------	----------

caption-offset-h	Optional
------------------	----------

caption-offset-v	Optional
------------------	----------

[Border style attributes](#)

width	Optional
-------	----------

dashes	Optional
--------	----------

style	Optional
-------	----------

circle

The `circle` element is a child of the [annots](#) element and corresponds to the Circle annotation. A Circle annotation displays an ellipse on the page.

Content model

([contents-richtext?](#) & [contents?](#) & [popup?](#))

Attributes

[FDF annotation attributes](#)

page	Required
------	----------

[Common annotation attributes](#)

color	Optional
-------	----------

date	Optional
------	----------

flags	Optional
-------	----------

name	Optional
------	----------

rect	Required
------	----------

title	Required
-------	----------

[Markup annotation attributes](#)

creationdate	Optional
--------------	----------

opacity	Optional
---------	----------

subject	Optional
---------	----------

[Border style attributes](#)

width	Optional
-------	----------

dashes	Optional
--------	----------

style	Optional
-------	----------

[Border effect attributes](#)

intensity	Optional
-----------	----------

style	Optional
-------	----------

[Circle and Square annotation attributes](#)

interior-color	Optional
----------------	----------

fringe	Optional
--------	----------

square

The `square` element is a child of the [annots](#) element and corresponds to the Square annotation. A Square annotation displays a rectangle on the page.

Content model

([contents-richtext?](#) & [contents?](#) & [popup?](#))

Attributes

[FDF annotation attributes](#)

page	Required
------	----------

[Common annotation attributes](#)

color	Optional
-------	----------

date	Optional
------	----------

flags	Optional
-------	----------

name	Optional
------	----------

rect	Required
------	----------

title	Required
-------	----------

[Markup annotation attributes](#)

creationdate	Optional
--------------	----------

opacity	Optional
---------	----------

subject	Optional
---------	----------

[Border style attributes](#)

width	Optional
-------	----------

dashes	Optional
--------	----------

style	Optional
Border effect attributes	
intensity	Optional
style	Optional
Circle and Square annotation attributes	
interior-color	Optional
fringe	Optional

caret

The `caret` element is a child of the [annots](#) element and corresponds to the Caret annotation. A Caret annotation is a visual symbol that indicates the presence of text edits.

Content model

([contents-richtext?](#) & [contents?](#) & [defaultappearance?](#) & [popup?](#))

Attributes

FDF annotation attributes	
page	Required
Common annotation attributes	
color	Optional
date	Optional
flags	Optional
name	Optional
rect	Required
title	Required
Markup annotation attributes	
creationdate	Optional
opacity	Optional
subject	Optional

Polygon and Polyline annotation attributes

fringe	Optional
symbol	Optional

polygon

The `polygon` element is a child of the `annots` element and corresponds to the Polygon annotation. The Polygon annotation displays a closed polygon on the page.

Content model

([vertices](#) & [contents-richtext?](#) & [contents?](#) & [popup?](#))

Attributes

FDf annotation attributes

page	Required
------	----------

Common annotation attributes

color	Optional
date	Optional
flags	Optional
name	Optional
rect	Required
title	Required

Markup annotation attributes

creationdate	Optional
opacity	Optional
subject	Optional

Border style attributes

width	Optional
dashes	Optional
style	Optional

[Border effect attributes](#)

intensity	Optional
-----------	----------

style	Optional
-------	----------

[Polygon and Polyline annotation attributes](#)

interior-color	Optional
----------------	----------

intent	Optional
--------	----------

polyline

The `polyline` element is a child of the [annots](#) element and corresponds to the Polyline annotation. The Polyline annotation is similar to the Polygon, but the first and last vertex are not connected. The `polyline` element has the same properties as `polygon` plus LE attributes.

Content model

([vertices](#) & [contents-richtext?](#) & [contents?](#) & [popup?](#))

Attributes

[FDF annotation attributes](#)

page	Required
------	----------

[Common annotation attributes](#)

color	Optional
-------	----------

date	Optional
------	----------

flags	Optional
-------	----------

name	Optional
------	----------

rect	Required
------	----------

title	Required
-------	----------

[Markup annotation attributes](#)

creationdate	Optional
--------------	----------

opacity	Optional
---------	----------

subject	Optional
---------	----------

[Border style attributes](#)

width	Optional
-------	----------

dashes	Optional
style	Optional
Polygon and Polyline annotation attributes	
interior-color	Optional
head	Optional
tail	Optional
intent	Optional

stamp

The `stamp` element is a child of the `annots` element and corresponds to the Rubber Stamp annotation. A Rubber Stamp annotation displays text or graphics intended to look as if they were stamped on the page with a rubber stamp.

If present, the `appearance` child element (the `AP` key in the annotation dictionary) takes precedence over the `icon` attribute (the `Name` key in the rubber stamp annotation dictionary).

Content model

([contents-richtext?](#) & [contents?](#) & [appearance?](#) & [popup?](#))

Attributes

FDF annotation attributes	
page	Required
Common annotation attributes	
color	Optional
date	Optional
flags	Optional
name	Optional
rect	Required
title	Required
Markup annotation attributes	
creationdate	Optional
opacity	Optional
subject	Optional

[Stamp annotation attributes](#)

icon	Optional
------	----------

rotation	Optional
----------	----------

ink

The `ink` element is a child of the [annots](#) element and corresponds to the Ink annotation. An Ink annotation represents a freehand "scribble" composed of one or more disjoint paths.

Content model

([inklist](#) & [contents-richtext?](#) & [contents?](#) & [popup?](#))

Attributes

[FDF annotation attributes](#)

page	Required
------	----------

[Common annotation attributes](#)

color	Optional
-------	----------

date	Optional
------	----------

flags	Optional
-------	----------

name	Optional
------	----------

rect	Required
------	----------

title	Required
-------	----------

[Markup annotation attributes](#)

creationdate	Optional
--------------	----------

opacity	Optional
---------	----------

subject	Optional
---------	----------

[Border style attributes](#)

width	Optional
-------	----------

dashes	Optional
--------	----------

style	Optional
-------	----------

freetext

The `freetext` element is a child of the `annots` element and corresponds to the FreeText annotation. A FreeText annotation displays text directly on the page.

Content model

([defaultstyle?](#) & [contents-richtext?](#) & [contents?](#) & [defaultappearance](#))

Attributes

[FDf annotation attributes](#)

page	Required
------	----------

[Common annotation attributes](#)

color	Optional
-------	----------

date	Optional
------	----------

flags	Optional
-------	----------

name	Optional
------	----------

rect	Required
------	----------

title	Required
-------	----------

[Markup annotation attributes](#)

creationdate	Optional
--------------	----------

opacity	Optional
---------	----------

subject	Optional
---------	----------

[Border style attributes](#)

width	Optional
-------	----------

dashes	Optional
--------	----------

style	Optional
-------	----------

[Freetext annotation attributes](#)

rotation	Optional
----------	----------

justification	Optional
---------------	----------

intent	Optional
--------	----------

fileattachment

The `fileattachment` element is a child of the [annots](#) element and corresponds to a FileAttachment annotation. A FileAttachment annotation contains a reference to a file, which typically will be embedded in the PDF file.

Content model

([data](#) & [resource?](#) & [contents-richtext?](#) & [contents?](#))

Attributes

[FDF annotation attributes](#)

page	Required
------	----------

[Common annotation attributes](#)

color	Optional
-------	----------

date	Optional
------	----------

flags	Optional
-------	----------

name	Optional
------	----------

rect	Required
------	----------

title	Required
-------	----------

[Markup annotation attributes](#)

creationdate	Optional
--------------	----------

opacity	Optional
---------	----------

subject	Optional
---------	----------

[Fileattachment annotation attributes](#)

icon	Optional
------	----------

[Embedded file parameter attributes](#)

size	Optional
------	----------

modification	Optional
--------------	----------

creation	Optional
----------	----------

checksum	Optional
----------	----------

[File specification attributes](#)

file	Optional
------	----------

[Miscellaneous attributes](#)

mimetype	Optional
----------	----------

sound

The `sound` element is a child of the [annots](#) element and corresponds to the Sound annotation. A Sound annotation is analogous to a Text annotation, except that instead of a text note, it contains sound recorded from the computer's microphone or imported from a file.

Content model

([data](#) & [contents-richtext?](#) & [contents?](#))

Attributes

[FDF annotation attributes](#)

page	Required
------	----------

[Common annotation attributes](#)

color	Optional
-------	----------

date	Optional
------	----------

flags	Optional
-------	----------

name	Optional
------	----------

rect	Required
------	----------

title	Required
-------	----------

[Markup annotation attributes](#)

creationdate	Optional
--------------	----------

opacity	Optional
---------	----------

subject	Optional
---------	----------

[Sound annotation attributes](#)

icon	Optional
------	----------

rate	Required
------	----------

bits	Optional
------	----------

channels	Optional
----------	----------

encoding	Optional
----------	----------

link

The `link` element is a child of the [annots](#) element and corresponds to the Link annotation. A Link annotation identifies an area of the document where a link is to be available, and an action to perform or destination to go to should the link be activated.

Content model

([contents?](#) & ([Dest](#) | [OnActivation](#)) & [BorderStyleAlt?](#) & [popup?](#))

Attributes

[FDf annotation attributes](#)

page	Required
------	----------

[Common annotation attributes](#)

color	Optional
-------	----------

date	Optional
------	----------

flags	Optional
-------	----------

name	Optional
------	----------

rect	Required
------	----------

title	Required
-------	----------

[Border effect attributes](#)

style	Optional
-------	----------

[Link annotation attributes](#)

Highlight	Optional
-----------	----------

coords	Optional
--------	----------

redact

The `redact` element is a child of the [annots](#) element and corresponds to the Redact annotation. A Redact annotation identifies content that is intended to be removed from the document. Redaction is a two-step process in which the user first applies redact annotations that specify the pieces or regions of content that should be removed and subsequently instructs the viewer application to apply the redact annotations and remove the content.

Content model

([contents-richtext?](#) & [contents?](#) & [popup?](#) & [defaultappearance?](#) & [overlayappearance?](#))

Attributes

[Redaction annotation attributes](#)

coords	Optional
interior-color	Optional
overlay-text	Optional
overlay-text-repeat	Optional
justification	Optional

Annotation Subelements

These are subelements used in annotations:

- [Action](#)
- [appearance](#)
- [BorderStyleAlt](#)
- [contents](#)
- [contents-richtext](#)
- [data](#)
- [defaultappearance](#) (child of [caret](#) and [freetext](#))
- [defaultappearance](#) (child of [redact](#))
- [defaultstyle](#)
- [Dest](#)
- [File](#)
- [Fit](#)
- [FitB](#)
- [FitBH](#)
- [FitBV](#)
- [FitH](#)
- [FitR](#)
- [FitV](#)
- [gesture](#)
- [GoTo](#)
- [GoToR](#)
- [inklist](#)
- [Launch](#)
- [Named](#) (child of [Action](#))
- [Named](#) (child of [Dest](#))

- [OnActivation](#)
- [overlayappearance](#)
- [popup](#)
- [resource](#)
- [URI](#)
- [vertices](#)
- [XYZ](#)

Action

The `Action` element is a child of the [OnActivation](#) subelement of the [link](#) element and indicates an action (PDF 1.1) for the viewer application to perform, such as launching an application or opening a new window. Corresponds to the `A` key in the annotation dictionary.

Content model

([URI](#) | [Launch](#) | [GoTo](#) | [GoToR](#) | [Named](#))

Attributes

None.

appearance

The `appearance` element is a child of the [stamp](#) element and corresponds to the `AP` key in the annotation dictionary. The value is a base 64 encoded string.

Content model

Base 64 encoded string.

Attributes

None.

BorderStyleAlt

`BorderStyleAlt` is a child of the [link](#) element and corresponds to the `Border` key in the common annotation dictionary.

Content model

Border style encoded in the format specified in the border style attributes.

Attributes

[Border array attributes](#)

HCornerRadius	Required
VCornerRadius	Required
Width	Required
DashPattern	Optional

Details

This format differs from the border style dictionary defined in the BS entry in the same table (represented in XDF by [style](#), [width](#), and [dashes](#)). The BS style of border specification is more recently defined, but the older array-style borders are what Acrobat emits even today.

contents

The `contents` element is a child of [caret](#), [circle](#), [fileattachment](#), [freetext](#), [highlight](#), [ink](#), [line](#), [link](#), [polygon](#), [polyline](#), [sound](#), [square](#), [squiggly](#), [stamp](#), [strikeout](#), [text](#), and [underline](#).

Corresponds to the common annotation key Contents in the annotation dictionary.

Content model

Text string.

Attributes

None.

Details

Text to be displayed for the annotation or, if this type of annotation does not display text, an alternate description of the annotation's contents in human-readable form. In either case, this text is useful when extracting the document's contents in support of accessibility to disabled users or for other purposes. See the PDF Reference for more information.

contents-richtext

The `contents-richtext` element is a child of [caret](#), [circle](#), [fileattachment](#), [freetext](#), [highlight](#), [ink](#), [line](#), [polygon](#), [polyline](#), [sound](#), [square](#), [squiggly](#), [stamp](#), [strikeout](#), [text](#), and [underline](#).

Corresponds to the RC key in the markup annotation dictionary. A rich text string to be displayed in the pop-up window when the annotation is opened.

Content model

Text string or rich text string. See [Rich text strings](#) and the *PDF Reference* for more information.

Attributes

None.

data

The `data` element is a child of the [fileattachment](#) and [sound](#) elements and contains the encoded file or sound data.

Content model

String encoded in the format specified in the mode and encoding attributes.

Attributes

[Miscellaneous attributes](#)

mode	Required
------	----------

encoding	Required
----------	----------

[Stream attributes](#)

length	Required
--------	----------

filter	Required
--------	----------

Details

The stream data in the `data` element is output as described in the section titled [Stream encoding](#).

defaultappearance

The `defaultappearance` element is a child of the [caret](#) and [freetext](#) elements and corresponds to the `DA` key in the free text annotation dictionary. Specifies the default appearance string to be used in formatting the text.

Content model

Text string.

Attributes

None.

defaultappearance

The `defaultappearance` element is a child of the [redact](#) element and corresponds to the `DA` key in the redaction annotation dictionary. The value specifies the appearance string to be used in formatting the overlay text when it is drawn after the affected content has been removed. Ignored if `overlayappearance` is present.

Content model

Text string.

Attributes

None.

defaultstyle

The `defaultstyle` element is a child of the [freetext](#) element and corresponds to the `DS` key in the free text annotation dictionary. A default style string.

Content model

Text string.

Attributes

None.

Dest

The `Dest` element is a child of the [link](#), [GoTo](#), and [GoToR](#) elements and corresponds to the `Dest` key in the link annotations dictionary.

Content model

([Named](#) | [XYZ](#) | [Fit](#) | [FitH](#) | [FitV](#) | [FitR](#) | [FitB](#) | [FitBH](#) | [FitBV](#))

Attributes

None.

Details

The target of the link is specified as a name, string or array.

File

The `File` element is a child of the [GoToR](#) and [Launch](#) elements and corresponds to the F key in the remote go-to actions and launch dictionaries.

Content model

None.

Attributes

[File specification attributes](#)

OriginalName	Required
--------------	----------

gesture

The `gesture` element is a child of the [inklist](#) element and contains the data from the InkList array.

Content model

Text string.

Attributes

None.

Details

The `gesture` element contains a text string made up of pairs of comma-separated real numbers separated by a semicolon. The pairs of real numbers represent a horizontal or vertical coordinate. Horizontal and vertical coordinates pairs represent a path. Therefore, the semicolon separated coordinates also occur in pairs.

Here is an example of the `gesture` element:

```
<gesture>87.712692,451.954437;85.805893,453.225616</gesture>
```

Fit

The `Fit` element is a child of the [Dest](#) element and corresponds to the Fit key in the destination syntax.

Content model

None.

Attributes

[Destination syntax attributes](#)

Page	Required
------	----------

Details

`Fit` displays the page designated by `Page`, with its contents magnified just enough to fit the entire page within the window both horizontally and vertically.

FitB

The `FitB` element is a child of the [Dest](#) element and corresponds to the `FitB` key in the destination syntax.

Content model

None.

Attributes

[Destination syntax attributes](#)

Page	Required
------	----------

Details

`FitB` displays the page designated by `Page`, with its contents magnified just enough to fit its bounding box entirely within the window both horizontally and vertically.

FitBH

The `FitBH` element is a child of the [Dest](#) element and corresponds to the `FitBH` key in the destination syntax.

Content model

None.

Attributes

[Destination syntax attributes](#)

Page	Required
------	----------

Top	Required
-----	----------

Details

`FitBH` displays the page designated by `Page`, with the vertical coordinate `Top` positioned at the top edge of the window and the contents of the page magnified just enough to fit the entire width of its bounding box within the window.

FitBV

The `FitBV` element is a child of the [Dest](#) element and corresponds to the `FitBV` key in the destination syntax.

Content model

None.

Attributes

Destination syntax attributes	
Page	Required
Left	Required

Details

`FitBV` displays the page designated by `Page`, with the horizontal coordinate `Left` positioned at the left edge of the window and the contents of the page magnified just enough to fit the entire height of its bounding box within the window.

FitH

The `FitH` element is a child of the [Dest](#) element and corresponds to the `FitH` key in the destination syntax.

Content model

None.

Attributes

Destination syntax attributes	
Page	Required
Top	Required

Details

`FitH` displays the page designated by `Page`, with the vertical coordinate `Top` positioned at the top edge of the window and the contents of the page magnified just enough to fit the entire width of the page within the window.

FitR

The `FitR` element is a child of the [Dest](#) element and corresponds to the `FitR` key in the destination syntax.

Content model

None.

Attributes

Destination syntax attributes	
Page	Required
Left	Required
Bottom	Required
Right	Required
Top	Required

Details

`FitR` displays the page designated by `Page`, with its contents magnified just enough to fit the rectangle specified by the coordinates `Left`, `Bottom`, `Right`, and `Top` entirely within the window both horizontally and vertically.

FitV

The `FitV` element is a child of the [Dest](#) element and corresponds to the `FitV` key in the destination syntax.

Content model

None.

Attributes

Destination syntax attributes	
Page	Required
Left	Required

Details

`FitV` displays the page designated by `Page` with the horizontal coordinate `Left` positioned at the left edge of the window and the contents of the page magnified just enough to fit the entire width of the page within the window.

GoTo

The `GoTo` element is a child of the [Action](#) element and corresponds to the `GoTo` key in the action types dictionary.

Content model

[Dest](#)

Attributes

None.

GoToR

The `GoToR` element is a child of the [Action](#) element and corresponds to the `GoToR` key in the action types dictionary.

Content model

([File](#) & [Dest](#))

Attributes

Remote go-to attributes	
<code>NewWindow</code>	Optional

inklist

The `inklist` element is a child of the [ink](#) element and corresponds to the `InkList` key in the `Ink` annotation dictionary.

Content model

[gesture](#)⁺

Attributes

None.

Details

The `inklist` element contains a series of gestures, each representing a stroked path. Each gesture is a series of alternating horizontal and vertical coordinates in default user space, specifying points along the path. When drawn, the points are connected by straight lines or curves in an implementation-dependent way.

Launch

The `Launch` element is a child of the [Action](#) element and corresponds to the Launch key in the action types dictionary.

Content model

[File](#)

Attributes

Launch attributes	
NewWindow	Optional

Named

The `Named` element is a child of the [Action](#) element and corresponds to the Named key in the action types dictionary.

Attributes

Named action attributes	
Name	Required

Named

The `Named` element is a child of the [Dest](#) element and allows a destination to be referred to indirectly by means of a name object (PDF 1.1) or a byte string (PDF 1.2).

Attributes

Destination syntax attributes	
Name	Required

OnActivation

The `OnActivation` element is a child of the [link](#) element and corresponds to the A key in the link annotation dictionary.

Content model

[Action](#)

Attributes

None.

overlayappearance

The `overlayappearance` element is a child of the [redact](#) element and corresponds to the `RO` key in the Redaction annotation dictionary. Value is a form `XObject` specifying the overlay appearance for this redaction annotation. After this redaction is applied and the affected content has been removed, the overlay appearance should be drawn such that its origin lines up with the lower-left corner of the annotation rectangle. Takes precedence over the `interior-color`, `overlay-text`, `default-appearance`, and `justification` attributes.

Content model

Text string.

Attributes

None.

popup

The `popup` element is a child of the [caret](#), [circle](#), [fileattachment](#), [freetext](#), [highlight](#), [ink](#), [line](#), [link](#), [polygon](#), [polyline](#), [sound](#), [square](#), [squiggly](#), [stamp](#), [strikeout](#), [text](#), and [underline](#) elements. Corresponds the `Popup` annotation which is described by the `Popup` key in the annotation dictionary. The `popup` annotation typically is associated with a parent annotation and is used for editing the parent's text.

Content model

Empty.

Attributes

[Common annotation attributes](#)

color	Optional
date	Optional
flags	Optional
name	Optional
rect	Required
title	Required

[Popup annotation attributes](#)

open	Optional
------	----------

resource

The `resource` element is a child of the [fileattachment](#) element and corresponds to the ResFork key in the Mac OS file information dictionary.

Content model

String encoded in the format specified in the mode and encoding attributes.

Attributes

[Miscellaneous attributes](#)

mode	Required
------	----------

encoding	Required
----------	----------

[Stream attributes](#)

length	Required
--------	----------

filter	Required
--------	----------

[Mac OS file information attributes](#)

creator	Optional
---------	----------

subtype	Optional
---------	----------

Details

The `resource` element contains the binary contents of the embedded file's resource fork. The data in the `resource` element is output as described in the section titled [Stream encoding](#).

URI

The `URI` element is a child of the [Action](#) element and corresponds to the URI key in the action types dictionary.

Content model

None.

Attributes

[URI attributes](#)

Name	Required
------	----------

IsMap	Optional
-------	----------

vertices

The `vertices` element is a child of the [polygon](#) and [polyline](#) elements and corresponds to the Vertices key in the polygon or polyline annotation dictionary.

Content model

Text string.

Attributes

None.

Details

An array of alternating horizontal and vertical coordinates of each vertex in default user space. The `vertices` element contains pairs of comma separated real numbers representing a coordinate. Multiple pairs are separated by a semicolon.

XYZ

The `XYZ` element is a child of the [Dest](#) element and corresponds to the XYZ key in the destination syntax.

Content model

None.

Attributes

Destination syntax attributes	
Page	Required
Left	Optional
Top	Optional
Zoom	Optional

Annotation attributes

Attributes are grouped by PDF dictionary that defines the corresponding key.

- [FDf annotation attributes](#)
- [Common annotation attributes](#)
- [Markup annotation attributes](#)
- [Text markup annotation attributes](#)
- [Text annotation attributes](#)
- [Line annotation attributes](#)
- [Circle and Square annotation attributes](#)
- [Polygon and Polyline annotation attributes](#)
- [Freetext annotation attributes](#)
- [Stamp annotation attributes](#)
- [Fileattachment annotation attributes](#)
- [Sound annotation attributes](#)
- [Popup annotation attributes](#)
- [Link annotation attributes](#)
- [Redaction annotation attributes](#)
- [Border effect attributes](#)
- [Border style attributes](#)
- [Border array attributes](#)
- [Embedded file parameter attributes](#)
- [Stream attributes](#)
- [File specification attributes](#)
- [Destination syntax attributes](#)
- [Remote go-to attributes](#)
- [Launch attributes](#)
- [Named action attributes](#)
- [URI attributes](#)
- [Mac OS file information attributes](#)
- [Miscellaneous attributes](#)

FDf annotation attributes

Name	Description
page	<p>Required. The page attribute corresponds to the Page key in the FDF annotation dictionary. The page attribute represents the ordinal page number on which this annotation should appear, where page 0 is the first page.</p> <p>Elements: caret, circle, fileattachment, freetext, highlight, ink, line, link, polygon, polyline, sound, square, squiggly, stamp, strikeout, text, and underline.</p>

Common annotation attributes

Name	Description
color	<p>Optional. The color attribute corresponds to the C key.</p> <p>The C key contains an array of three numbers between 0.0 and 1.0 in the deviceRGB color space. In XFDF, each color is mapped to a value between 0 and 255 then converted to hexadecimal (00 to FF). The three hexadecimal values are concatenated and prefixed with a hash sign:</p> <pre>color="#FFFF00"</pre> <p>Elements: caret, circle, fileattachment, freetext, highlight, ink, line, link, polygon, polyline, sound, square, squiggly, stamp, strikeout, text, and underline.</p>
date	<p>Optional. Corresponds to the M Key. The preferred format is a PDF date string, but viewer applications should be prepared to display a string in any format.</p> <p>Elements: caret, circle, fileattachment, freetext, highlight, ink, line, link, polygon, polyline, sound, square, squiggly, stamp, strikeout, text, and underline.</p>
flags	<p>Optional. Default is no flags. Corresponds to the F key. A set of flags specifying various characteristics of the field's widget annotation.</p> <p>Value is a comma separated list containing the values:</p> <ul style="list-style-type: none"> ● invisible ● hidden ● print ● nozoom ● norotate ● noview ● readonly ● locked ● togglenoview <p>Example:</p> <pre>flags="print,locked"</pre>

Name	Description
name	Optional. Corresponds to the <code>NM</code> key. A string containing the annotation name, a text string uniquely identifying it among all the annotations on its page.
rect	Required. Corresponds to the <code>Rect</code> key. The annotation rectangle, defining the location of the annotation on the page in default user space units. The value is four comma separated real numbers which may be positive or negative.
title	Required. Corresponds to the <code>T</code> key. The text label to be displayed in the title bar of the annotation's popup window when open and active.

Markup annotation attributes

Name	Description
creationdate	Optional. Corresponds to the <code>CreationDate</code> entry. The date and time when the annotation was created. Value is in PDF date format. Elements: caret , circle , fileattachment , freetext , highlight , ink , line , polygon , polyline , sound , square , squiggly , stamp , strikeout , text , and underline .
opacity	Optional. Default is 1.0. Value is decimal number. Corresponds to the <code>CA</code> key. The constant opacity value to be used in painting the annotation. This value applies to all visible elements of the annotation in its closed state (including its background and border), but not to the popup window that appears when the annotation is opened. The specified value is not used if the annotation has an appearance stream; in that case, the appearance stream itself must specify any desired transparency. The implicit blend mode is <code>Normal</code> . Elements: caret , circle , fileattachment , freetext , highlight , ink , line , polygon , polyline , sound , square , squiggly , stamp , strikeout , text , and underline .
subject	Optional. Corresponds to the <code>Subj</code> key. Text representing a short description of the subject being addressed by the annotation. Value is a string. Elements: caret , circle , fileattachment , freetext , highlight , ink , line , polygon , polyline , sound , square , squiggly , stamp , strikeout , text , and underline .

Name	Description
intent	<p>Optional. A name describing the intent of the markup annotation. Corresponds to the <code>IT</code> key in the markup annotation dictionary.</p> <p>Intents allow viewer applications to distinguish between different uses and behaviors of a single markup annotation type. If this entry is not present or its value is the same as the annotation type, the annotation has no explicit intent and should behave in a generic manner in a viewer application.</p> <p>In XFDF 2.0, free text, line, and polygon and polyline annotations have defined intents, whose values are enumerated in the corresponding tables.</p> <p>Elements: freetext, line, polygon, polyline</p>

Text markup annotation attributes

Name	Description
coords	<p>Required. Corresponds to the <code>QuadPoints</code> key in the text markup annotation dictionary. Value is one or more groups of 8 comma separated real numbers. Groups are separated by commas.</p> <p>An array of 8 x n numbers specifying the coordinates of n quadrilaterals in default user space. Each quadrilateral encompasses a word or group of contiguous words in the text underlying the annotation. The coordinates for each quadrilateral are given in the order</p> $x_1, y_1, x_2, y_2, x_3, y_3, x_4, y_4$ <p>specifying the quadrilateral's four vertices in counterclockwise order. The text is oriented with respect to the edge connecting points (x1, y1) and (x2, y2).</p> <p>Elements: highlight, squiggly, strikeout, underline.</p>
inreplyto	<p>Required if <code>replyType</code> is present, otherwise optional. Corresponds to the <code>IRT</code> key in the markup annotation dictionary. A reference to the annotation to which this annotation is in reply. Both annotations must be on the same page of the document.</p> <p>In an XFDF file, the value is not a dictionary but a text string containing the contents of the name attribute of the annotation being replied to, to allow for a situation where the annotation being replied to is not in the same XFDF file.</p> <p>Elements: text</p>

Name	Description
replyType	<p>Optional, only meaningful if <code>inreplyto</code> is present. Default value is <code>reply</code>.</p> <p>A name specifying the relationship (the “reply type”) between this annotation and the one specified by <code>inreplyto</code>. Corresponds to the RT key in the markup annotation dictionary.</p> <p>Values are:</p> <ul style="list-style-type: none"> • <code>reply</code> (default) • <code>group</code> <p>Elements: text</p>

Text annotation attributes

Name	Description
icon	<p>Optional. The icon attribute corresponds to the Name key in the text annotation dictionary.</p> <p>The name of the icon to be used in displaying the annotation. Viewer applications should provide predefined icon appearances for at least the following standard names:</p> <ul style="list-style-type: none"> • Comment • Check • Circle • Cross • Help • Insert • Key • NewParagraph • Note (default) • Paragraph • RightArrow • RightPointer • Star • UpArrow • UpLeftArrow <p>Additional names may be supported as well.</p> <p>Elements: text</p>

Name	Description
state	<p>Optional. The state to which the annotation should be set. The state attribute corresponds to the <code>State</code> key in the text annotation dictionary. If <code>statemodel</code> is set to <code>Marked</code>, the default value is <code>Unmarked</code>. If <code>statemodel</code> is set to <code>Review</code>, the default value is <code>None</code>.</p> <p>Values are:</p> <ul style="list-style-type: none"> ● <code>Marked</code> ● <code>Unmarked</code> ● <code>Accepted</code> ● <code>Rejected</code> ● <code>Cancelled</code> ● <code>Completed</code> ● <code>None</code> <p>Elements: text</p>
statemodel	<p>Required if <code>state</code> is present, otherwise optional. The <code>statemodel</code> attribute corresponds to the <code>StateModel</code> key in the text annotation dictionary.</p> <p>Values are:</p> <ul style="list-style-type: none"> ● <code>Marked</code> ● <code>Review</code> <p>Elements: text</p>

Line annotation attributes

Name	Description
start	<p>Required. Two comma separated real numbers specify the starting coordinates. Corresponds to the first two numbers in the <code>L</code> key in the line annotation dictionary. The <code>L</code> key is an array of four numbers specifying the starting and ending coordinates of the line in default user space.</p> <p>Elements: line</p>
end	<p>Required. Two comma separated real numbers specify the ending coordinates. Corresponds to the second two numbers in the <code>L</code> key in the line annotation dictionary. The <code>L</code> key is an array of four numbers specifying the starting and ending coordinates of the line in default user space.</p> <p>Elements: line</p>
head	<p>Optional. Default: <code>None</code>.</p> <p>The line end for the head. Corresponds to first name in the <code>LE</code> key in the line annotation dictionary. The <code>LE</code> key is an array of two names specifying the line ending styles to be used in drawing the line.</p>

Name	Description
tail	<p>Optional. Default: None.</p> <p>The line end for the tail. Corresponds to second name in the <code>LE</code> key in the line annotation dictionary. The <code>LE</code> key is an array of two names specifying the line ending styles to be used in drawing the line.</p> <p>Values for head and tail are:</p> <ul style="list-style-type: none"> ● None (Default) ● Square ● Circle ● Diamond ● OpenArrow ● ClosedArrow ● Butt ● ROpenArrow ● RClosedArrow
interior-color	<p>Optional. Corresponds to the <code>IC</code> key in the line annotation dictionary and specifies the interior color with which to fill the annotation's line endings. If this entry is absent, the interiors of the line endings are left transparent.</p> <p>The <code>IC</code> key contains an array of three numbers between 0.0 and 1.0 in the deviceRGB color space. In XFDF, each color is mapped to a value between 0 and 255 then converted to hexadecimal (00 to FF). The three hexadecimal values are concatenated and prefixed with a hash sign. For example:</p> <pre>interior-color="#FFFF00"</pre> <p>Elements: line</p>
leaderLength	<p>Required if <code>LeaderExtend</code> is present; otherwise optional. Default: 0 (no leader lines).</p> <p>Corresponds to the <code>LL</code> key in the line annotation dictionary and specifies the length of <i>leader lines</i> in default user space that extend from each endpoint of the line perpendicular to the line itself.</p> <p>A positive value means that the leader lines appear in the direction that is clockwise when traversing the line from its starting point to its ending point (as specified by <code>L</code>); a negative value indicates the opposite direction.</p> <p>Elements: line</p>
leaderExtend	<p>Optional. Default: 0 (no leader line extensions). Value is a non-negative number.</p> <p>Corresponds to the <code>LLE</code> key in the line annotation dictionary and specifies the length of <i>leader line extensions</i> that extend from the line proper 180 degrees from the leader.</p> <p>Elements: line</p>

Name	Description
caption	<p>Optional. A flag specifying whether or not the text specified by the contents or contents-richtext entries should be replicated as a caption in the appearance of the line. Corresponds to the <code>Cap</code> key in the line annotation dictionary. The text should be rendered in a manner appropriate to the content, taking into account factors such as writing direction. Values:</p> <ul style="list-style-type: none"> • yes • no (default) <p>Elements: line</p>
intent	<p>Optional. A name describing the intent of the line annotation. Corresponds to the <code>IT</code> key in the line annotations dictionary.</p> <p>Values:</p> <ul style="list-style-type: none"> • LineArrow • LineDimension <p>Elements: line</p>
leader-offset	<p>Optional. A non-negative number representing the length of the leader line offset. Corresponds to the <code>LLO</code> key in the line annotations dictionary. The <i>leader line offset</i> is the amount of empty space between the endpoints of the annotation and where the <i>leader lines</i> begin.</p> <p>Default: 0 (no leader line offset).</p> <p>Elements: line</p>
caption-style	<p>Optional. Meaningful only if <code>caption</code> is <code>yes</code>. A name describing the annotation's caption style. Corresponds to the <code>CP</code> key in the line annotation dictionary. Values (PDF 1.7):</p> <ul style="list-style-type: none"> • Inline (default) • Top <p>Elements: line</p>
caption-offset-h	<p>Optional. Default value: 0 (no offset). Meaningful only if <code>caption</code> is <code>yes</code>. A number specifying the horizontal offset of the caption text from its normal positioning. Corresponds to the first entry in the <code>CO</code> key array in the line annotation dictionary. The horizontal offset is measured along the annotation line from its midpoint, with a positive value indicating offset to the right and a negative value indicating offset to the left.</p> <p>Elements: line.</p>
caption-offset-v	<p>Optional. Default value: 0 (no offset). Meaningful only if <code>caption</code> is <code>yes</code>. A number specifying the vertical offset of the caption text from its normal positioning. Corresponds to the second entry in the <code>CO</code> key array in the line annotation dictionary. The vertical offset is measured perpendicular to the the annotation line, with a positive value indicating a shift up and a negative value indicating a shift down.</p> <p>Elements: line.</p>

Circle and Square annotation attributes

Name	Description
interior-color	<p>Optional. Default is empty string or transparent. Corresponds to the <code>IC</code> key in the square or circle annotation dictionary and specifies the interior color with which to fill the annotation's rectangle or ellipse. If this entry is absent the interior of the annotation is left transparent.</p> <p>The <code>IC</code> key contains an array of three numbers between 0.0 and 1.0 in the deviceRGB color space. In XFDF, each color is mapped to a value between 0 and 255 then converted to hexadecimal (00 to FF). The three hexadecimal values are concatenated and prefixed with a hash sign. For example:</p> <pre>interior-color="#FFFF00"</pre> <p>Elements: circle, square.</p>
fringe	<p>Optional. The fringe attribute is a rectangle that corresponds to the <code>RD</code> key in the circle or square annotation dictionary and is a set of four values describing the numerical differences between two rectangles: the <code>Rect</code> entry of the annotation and the actual boundaries of the underlying object.</p> <p>Value is the rectangle is defined by four comma separated real numbers.</p> <p>Elements: circle, square.</p>

Caret annotation attributes

Name	Description	
symbol	Optional. The <code>symbol</code> attribute corresponds to <code>Sy</code> key in the caret annotation dictionary. Value is a name specifying a symbol to be associated with the caret:	
	XFDF	PDF
	none (default)	None
	paragraph	P
	Elements: caret	
fringe	<p>Optional. The <code>fringe</code> attribute is a rectangle that corresponds to the <code>RD</code> key in the caret annotation dictionary and is a set of 4 values describing the numerical differences between two rectangles: the <code>Rect</code> entry of the annotation and the actual boundaries of the underlying object.</p> <p>Value is the rectangle is defined by four comma-separated real numbers.</p> <p>Elements: caret</p>	

Polygon and Polyline annotation attributes

Name	Description
interior-color	<p>Optional. Default is empty string or transparent. Corresponds to the <code>IC</code> key in the polygon or polyline annotation dictionary and specifies the interior color with which to fill the annotation's rectangle or ellipse. If this entry is absent the interior of the annotation is left transparent.</p> <p>The <code>IC</code> key contains an array of three numbers between 0.0 and 1.0 in the deviceRGB color space. In XFDF, each color is mapped to a value between 0 and 255 then converted to hexadecimal (00 to FF). The three hexadecimal values are concatenated and prefixed with a hash sign. For example:</p> <pre>interior-color="#FFFF00"</pre> <p>Elements: polygon, polyline</p>
head	<p>Optional. Meaningful only for polyline annotations. The line end for the head. Corresponds to first name in the <code>LE</code> key in the polygon and polyline annotation dictionary. The <code>LE</code> key is an array of two names specifying the line ending styles to be used in drawing the line. Values are:</p> <ul style="list-style-type: none"> ● None (default) ● Square ● Circle ● Diamond ● OpenArrow ● ClosedArrow ● Butt ● ROpenArrow ● RClosedArrow <p>Elements: polyline</p>
tail	<p>Optional. Meaningful only for polyline annotations. The line end for the tail. Corresponds to second name in the <code>LE</code> key in the line annotation dictionary. The <code>LE</code> key is an array of two names specifying the line ending styles to be used in drawing the line. Values are:</p> <ul style="list-style-type: none"> ● None (default) ● Square ● Circle ● Diamond ● OpenArrow ● ClosedArrow ● Butt ● ROpenArrow ● RClosedArrow <p>Elements: polyline</p>

Name	Description
intent	<p>Optional. A name describing the intent of the polygon or polyline annotation. Corresponds to the IT key in the polygon and polyline annotation dictionary.</p> <p>Values:</p> <ul style="list-style-type: none"> • PolygonCloud • polygon-dimension • polyline-dimension <p>Elements: polygon, polyline</p>

Freetext annotation attributes

Name	Description	
justification (Optional)	The justification attribute corresponds to the Q key in the free text annotation dictionary. A code specifying the form of quadding (justification) to be used in displaying the annotation's text:	
	XFDF	PDF
	left (default)	0
	centered	1
	right	2
	Elements: freetext	
rotation	<p>Optional. Value is an integer. Corresponds to the Rotate key. An integer representing the clockwise rotation in degrees.</p> <p>Elements: freetext</p>	
intent	<p>Optional. Value is a name describing the intent of the freetext annotation. Corresponds to the IT key in the freetext annotations dictionary.</p> <p>Values:</p> <ul style="list-style-type: none"> • FreeTextCallout • FreeTextTypeWriter <p>Elements: freetext</p>	

Stamp annotation attributes

Name	Description
icon	<p data-bbox="560 333 1378 464">Optional. Default: <code>Draft</code>. Corresponds to the Name key in the rubber stamp annotation dictionary. The name of an icon to be used in displaying the annotation. These are the stamp names created by Acrobat 6.0:</p> <ul data-bbox="560 485 954 1125" style="list-style-type: none"> ● <code>SBRejected</code> ● <code>SHAccepted</code> ● <code>SHInitialHere</code> ● <code>SHSignHere</code> ● <code>SHWitness</code> ● <code>SBApproved</code> ● <code>SBCompleted</code> ● <code>SBConfidential</code> ● <code>SBDraft</code> ● <code>SBFinal</code> ● <code>SBForComment</code> ● <code>SBForPublicRelease</code> ● <code>SBInformationOnly</code> ● <code>SBNotApproved</code> ● <code>SBNotForPublicRelease</code> ● <code>SBPreliminaryResults</code> ● <code>SBVoid</code> <p data-bbox="560 1144 1158 1171">These are the stamp names created by Acrobat 5.0:</p> <ul data-bbox="560 1192 922 1717" style="list-style-type: none"> ● <code>Approved</code> ● <code>AsIs</code> ● <code>Confidential</code> ● <code>Departmental</code> ● <code>Draft (default)</code> ● <code>Experimental</code> ● <code>Expired</code> ● <code>Final</code> ● <code>ForComment</code> ● <code>ForPublicRelease</code> ● <code>NotApproved</code> ● <code>NotForPublicRelease</code> ● <code>Sold</code> ● <code>TopSecret</code> <p data-bbox="560 1736 1082 1764">Additional names may be supported as well.</p> <p data-bbox="560 1782 762 1810">Elements: stamp</p>

Name	Description
rotation	Optional. Value is an integer. Corresponds to the <code>Rotate</code> key. An integer representing the clockwise rotation in degrees. Elements: stamp

Fileattachment annotation attributes

Name	Description
icon	Optional. The <code>icon</code> attribute corresponds to the <code>Name</code> key in the file attachment annotation dictionary. The name of an icon to be used in displaying the annotation. Viewer applications should provide predefined icon appearances for at least the predefined values. Additional names may be supported as well. Value may be a predefined value or a string. The predefined values are: <ul style="list-style-type: none"> • Graph • Paperclip • PushPin (default) • Tag • Elements: fileattachment

Sound annotation attributes

Name	Description
icon	Optional. The <code>icon</code> attribute corresponds to the <code>Name</code> key in the sound annotation dictionary and is the name of an icon to be used in displaying the annotation. Viewer applications should provide predefined icon appearances for at least the standard names; additional names may be supported as well. Values are: <ul style="list-style-type: none"> • Speaker (default) • Mic • Ear Elements: sound
bits	Optional. Default: 8. Corresponds to the <code>B</code> key for a sound object and is an integer describing the number of bits per sample value per channel.
channels	Optional. Default: 1. Corresponds to the <code>C</code> key for a sound object and is an integer describing the number of sound channels.

encoding	Optional. Corresponds to the <code>E</code> key for a sound object and is the encoding format for the sample data. Values are: <ul style="list-style-type: none"> • raw (default) • signed • mulaw • alaw
rate	Required. Corresponds to the <code>R</code> key for a sound object and is a real number describing the sampling rate, in samples per second.

Popup annotation attributes

Name	Description
open	Optional. A flag specifying whether the annotation should initially be displayed open. Corresponds to the <code>Open</code> key in the pop-up annotation dictionary. Values: <ul style="list-style-type: none"> • yes • no (default) Elements: popup .

Link annotation attributes

Name	Description
Highlight	Optional. Corresponds to the <code>H</code> key in the link annotation dictionary. Describes the annotation's highlighting mode, the visual effect to be used when the mouse button is pressed or held down inside its active area. Values: <ul style="list-style-type: none"> • None • Invert (default) • Outline • Push Elements: link

coords	<p>Optional. Corresponds to the <code>QuadPoints</code> key in the link annotation dictionary. Value is one or more groups of 8 comma separated real numbers. Groups are separated by commas.</p> <p>An array of 8 x n numbers specifying the coordinates of n quadrilaterals in default user space. Each quadrilateral encompasses a word or group of contiguous words in the text underlying the annotation. The coordinates for each quadrilateral are given in the order</p> $x_1, y_1, x_2, y_2, x_3, y_3, x_4, y_4$ <p>specifying the quadrilateral's four vertices in counterclockwise order. The text is oriented with respect to the edge connecting points (x1,y1) and (x2,y2).</p> <p>Elements: link.</p>
--------	--------------------------------------------------------------------------------------------------------------------------------------------------------------------------------------------------------------------------------------------------------------------------------------------------------------------------------------------------------------------------------------------------------------------------------------------------------------------------------------------------------------------------------------------------------------------------------------------------------------------------------------------------------------------------------------------------------------------------------------

Redaction annotation attributes

Name	Description
coords	<p>Optional. Corresponds to the <code>QuadPoints</code> key in the redaction annotation dictionary. Value is an array of 8 x n numbers specifying the coordinates of n quadrilaterals in default user space. If present, these quadrilaterals denote the content region that is intended to be removed. If this entry is not present, the <code>Rect</code> entry denotes the content region that is intended to be removed.</p> <p>Elements: redact</p>
interior-color	<p>Optional. Corresponds to the <code>IC</code> key in the redaction annotation dictionary. Value is an array of three numbers in the range 0.0 to 1.0 specifying the components, in the DeviceRGB color space, of the interior color with which to fill the redacted region after the affected content has been removed. If this entry is absent, the interior of the redaction region is left transparent. Ignored if the <code>overlayappearance</code> entry is present.</p> <p>.Elements: redact</p>
overlay-text	<p>Optional. Corresponds to the <code>OverlayText</code> key in the redaction annotation dictionary. Value is a text string specifying the overlay text that should be drawn over the redacted region after the affected content has been removed. Ignored if <code>overlayappearance</code> is present.</p> <p>Elements: redact</p>
overlay-text-repeat	<p>Optional. Corresponds to the <code>Repeat</code> key in the redaction annotation dictionary. If <code>true</code>, then the text specified by <code>overlay-text</code> should be repeated to fill the redacted region after the affected content has been removed. Ignored if <code>overlayappearance</code> is present. Default value: <code>false</code>.</p> <p>Elements: redact</p>

Name	Description
justification	<p>Optional. Corresponds to the Q key in the redaction annotation dictionary. Ignored if <code>overlayappearance</code> is present.</p> <p>Values:</p> <ul style="list-style-type: none"> • 0 Left-justified (default) • 1 Centered • 2 Right-justified <p>Elements: redact</p>

Border effect attributes

Name	Description
intensity	<p>Optional. Default: 0 (meaning no effect). Corresponds to the I key in the border effect dictionary. A number describing the intensity of the effect. It is only considered valid when border effect <code>style</code> is set to <code>cloudy</code>. A higher value indicates more puffs in the cloud.</p> <p>Elements: circle, polygon, polyline, square</p>
style	<p>Optional. Default: solid. These values are appended to the list of style attribute values listed in Border style attributes. Values are:</p> <ul style="list-style-type: none"> • solid • cloudy

Border style attributes

These attributes correspond to the BS key in the border style dictionary.

Name	Description
width	<p>Optional. Value is a decimal number. Default is 1. Corresponds to the W key in the border style dictionary and specifies the border width in points. If this value is 0, no border is drawn.</p> <p>Elements: circle, freetext, ink, line, polygon, polyline, square, text</p>

dashes	<p>Optional. Default is 3. Corresponds to the D key in the border style dictionary. A comma separated list of numbers defining a pattern of dashes and gaps to be used in drawing a dashed border. The dash phase is not specified and is assumed to be 0. For example, a dashes attribute with value "3,2" specifies a border drawn with 3-point dashes alternating with 2-point gaps.</p> <p>Values are: 1 or more numbers separated by a comma. For example:</p> <ul style="list-style-type: none"> • 3 • 3,5 • 4,3,2,3 <p>Elements: circle, freetext, ink, line, polygon, polyline, square, text</p>	
style	Optional. The <code>style</code> attribute corresponds to the S key in the border style dictionary, which specifies the border style. Values are:	
	XFDF	PDF Border Style Dictionary
	solid (default)	S
	dash	D
	bevelled	B
	inset	I
	underline	U
	Elements: circle , freetext , ink , line , polygon , polyline , square , text	

Border array attributes

Name	Description
HCornerRadius	<p>Required. Corresponds to array index 0 in the <code>Border</code> key in the common annotation dictionary. The <code>HCornerRadius</code> is a number specifying the horizontal corner radius of the rectangular border.</p> <p>Elements: BorderStyleAlt</p>
VCornerRadius	<p>Required. Corresponds to array index 1 in the <code>Border</code> key in the common annotation dictionary. The <code>VCornerRadius</code> is a number specifying the vertical corner radius of the rectangular border.</p> <p>Elements: BorderStyleAlt</p>
Width	<p>Required. Corresponds to array index 2 in the <code>Border</code> key in the common annotation dictionary. The <code>Width</code> is a number specifying the width of the border; if the <code>Width</code> is 0, no border is drawn.</p> <p>Elements: BorderStyleAlt</p>

DashPattern	<p>Optional. Corresponds to the optional dash array (array index 3) of the <code>Border</code> key in the common annotation dictionary. The <code>DashPattern</code> is a comma-separated list of numbers specifying the pattern of dashes and gaps of the border.</p> <p>Elements: BorderStyleAlt</p>
-------------	------------------------------------------------------------------------------------------------------------------------------------------------------------------------------------------------------------------------------------------------------------------------------------------------------------------------

Embedded file parameter attributes

The following attributes are from the embedded file parameter dictionary.

Name	Description
checksum	<p>Optional. Corresponds to the <code>Checksum</code> key in the embedded file parameter dictionary. The checksum attribute is 16-byte string that is the checksum of the bytes of the uncompressed embedded file. The checksum is calculated by applying the standard MD5 message-digest algorithm to the bytes of the embedded file stream.</p> <p>Elements: fileattachment</p>
creation	<p>Optional. Value is a PDF date. The creation attribute corresponds to the <code>CreationDate</code> key in the embedded file parameter dictionary and is the date and time when the embedded file was created.</p> <p>Elements: fileattachment</p>
modification	<p>Optional. Value is in PDF date format. The modification attribute corresponds to the <code>ModDate</code> key in the embedded file parameter dictionary and is the date and time when the embedded file was last modified.</p> <p>Elements: fileattachment</p>
size	<p>Optional. The size attribute is an integer corresponding to the <code>Size</code> key in the embedded file parameter dictionary and is the size of the embedded file, in bytes.</p> <p>Elements: fileattachment</p>

Stream attributes

Name	Description
length	<p>Required. Corresponds to the <code>Length</code> key in the stream dictionary. Value is an integer describing the number of bytes in the stream. (There may be an additional EOL marker, preceding endstream, that is not included in the count and is not logically part of the stream data.)</p> <p>Elements: data, resource</p>

filter	<p>Required. Corresponds to the Filter key in the stream dictionary. The name of a filter to be applied in processing the stream data, or comma separated list of such names. Multiple filters should be specified in the order in which they are to be applied.</p> <p>Data is decrypted or uncompressed when the user selects <i>Save Embedded File to Disk...</i> from right click menu of the file attachment.</p> <p>Value is single filter name or list of names separated by commas. The filter name is a predefined value or user defined value. The predefined values are:</p> <ul style="list-style-type: none"> ● ASCIIHexDecode ● ASCII85Decode ● LZWDecode ● FlateDecode ● RunLengthDecode ● CCITTFaxDecode ● JBIG2Decode ● DCTDecode ● JPXDecode ● Crypt <p>Elements: data, resource</p>
--------	----------------------------------------------------------------------------------------------------------------------------------------------------------------------------------------------------------------------------------------------------------------------------------------------------------------------------------------------------------------------------------------------------------------------------------------------------------------------------------------------------------------------------------------------------------------------------------------------------------------------------------------------------------------------------------------------------------------------------------------------------------------------------------------------------------------------------------------------------------------------------------------------------------------------------------------

File specification attributes

Name	Description
file	<p>The file attribute corresponds to the F key in the file specification dictionary.</p> <p>Elements: fileattachment</p>
OriginalName	<p>Required. The OriginalName attribute corresponds to the F string in the remote go-to action and launch action dictionaries.</p> <p>Elements: File</p>

Destination syntax attributes

Name	Destination
Name	<p>Required. The Name attribute specifies a named destination in the destination syntax allowing a destination to be referred to indirectly by means of a name object (PDF 1.1) or a byte string (PDF 1.2)</p> <p>Elements: Named</p>

Name	Destination
Page	Corresponds to the page object in the destination syntax. Elements: Fit , FitB , FitBH , FitBV , FitH , FitR , FitV , XYZ
Left	Corresponds to the left object in the destination syntax. Elements: FitBV , FitR , FitV , XYZ
Bottom	Corresponds to the bottom object in the destination syntax. Elements: FitR
Right	Corresponds to the right object in the destination syntax. Elements: FitR
Top	Corresponds to the top object in the destination syntax. Elements: FitBH , FitH , FitR , XYZ
Zoom	Corresponds to the zoom object in the destination syntax. Elements: XYZ

Remote go-to attributes

Name	Description
NewWindow	Optional. Corresponds to the NewWindow key in the remote go-to action dictionary. Value is a flag specifying whether to open the destination document in a new window. If this flag is false, the destination document replaces the current document in the same window. If this entry is absent, the viewer application should behave in accordance with the current user preference. Elements: GoToR

Launch attributes

Name	Description
NewWindow	Optional. Corresponds to the NewWindow key in the launch action dictionary. Value is a flag specifying whether to open the destination document in a new window. If this flag is false, the destination document replaces the current document in the same window. If this entry is absent, the viewer application should behave in accordance with the current user preference. Elements: Launch

Named action attributes

Name	Description
Name	<p>The Name attribute corresponds to the N key in the named actions dictionary.</p> <p>Values:</p> <ul style="list-style-type: none"> ● NextPage ● PrevPage ● FirstPage ● LastPage <p>Elements: Named</p>

URI attributes

Name	Description
Name	<p>The Name attribute corresponds to the URI key in the URI action dictionary. Value is a string containing the uniform resource identifier to resolve, encoded in 7-bit ASCII.</p> <p>Elements: URI</p>
IsMap	<p>The IsMap attribute corresponds to the IsMap key in the action dictionary. Value is a flag specifying whether to track the mouse position when the URI is resolved. Default value: false.</p> <p>Elements: URI</p>

Mac OS file information attributes

Name	Description
creator	<p>Optional. Corresponds to the Creator key in the Mac OS file information dictionary. Value is a string containing the embedded file's creator signature.</p> <p>Elements: resource</p>
subtype	<p>Optional. Corresponds to the Subtype key in the Mac OS file information dictionary. Value is a string containing the embedded file's file type.</p> <p>Elements: resource</p>

Miscellaneous attributes

These attributes do not correspond to a PDF key.

Name	Description
mimetype	Optional. Value is the subtype of the embedded file. The value of this entry must be a first-class name, as defined in the PDF Reference. Names without a registered prefix must conform to the MIME media type names defined in Internet RFC 2046, Multipurpose Internet Mail Extensions (MIME), Part Two: Media Types, with the provision that characters not allowed in names must use the 2-character hexadecimal code format described as Name Objects in the PDF Reference. Elements: fileattachment
mode	Required. Values are: <ul style="list-style-type: none">● filtered● raw Elements: data , resource
encoding	Required. The encoding format of the element content. Values are: <ul style="list-style-type: none">● ascii● hex Elements: data , resource

Mapping Tables

The mapping tables show the PDF key and XFDF element or attribute and vice versa.

PDF to XFDF

This table shows the mapping between PDF key and XFDF element or attribute. The E/A column indicates whether the Key corresponds to an XFDF element or attribute. XFDF data, encoding, and mode have no corresponding PDF key.

PDF key	Key value	Dictionary	XFDF	E/A
			data	E
			encoding	A
			mode	A
A		Link annotation	Action	E
A		Annotation	OnActivation	E
AP		Annotation	appearance	E
Annots		FDF	annots	E
B		Sound object	bits	A
Border		Annotation	DashPattern	A
Border		Annotation	HCornerRadius	A
Border		Annotation	VCornerRadius	A
Border		Annotation	Width	A
Border		Link annotation	BorderStyleAlt	E
bottom		Destination syntax annotation	Bottom	A
C		Annotation	color	A
C		Sound object	channels	A
CA		Markup annotation	opacity	A
Cap		Line annotation	caption	A
Checksum		Embedded file parameter	checksum	A
CO		Line annotation	caption-offset-h	A
CO		Line annotation	caption-offset-v	A
Contents		Annotation	contents	E
CP		Line annotation	caption-style	A
CreationDate		Embedded file parameter	creation	A
CreationDate		Markup annotation	creationdate	A
Creator		Mac OS file information	creator	A
D		Border style	dashes	A
DA		Free text or caret annotation	defaultappearance	E
DA		Redaction annotation	defaultappearance	E
Dest		Link annotation	Dest	E

DS		Free text annotation	defaultstyle	E
E		Sound object	encoding	A
F		Annotation	flags	A
F		FDF	f	E
F		FDF	href	A
F		File specification	file	A
F		File specification	OriginalName	A
F		Remote go-to or launch annotation	File	A
Fields		FDF	field	
Fields		FDF	fields	E
Filter		Stream	filter	A
Fit		Destination syntax	Fit	E
FitB		Destination syntax	FitB	E
FitBH		Destination syntax	FitBH	E
FitBV		Destination syntax	FitBV	E
FitH		Destination syntax	FitH	E
FitR		Destination syntax	FitR	E
FitV		Destination syntax	FitV	E
GoTo		Action type	GoTo	E
GoToR		Action type	GoToR	E
H		Link annotation	Highlight	A
I		Border effect	intensity	A
IC		Redaction annotation	interior-color	A
IC		Square or circle annotation	interior-color	A
ID		FDF	ids	E
ID		FDF	modified	A
ID		FDF	original	A
InkList		Ink annotation	gesture	E
InkList		Ink annotation	inklist	E
IRT		Markup annotation	inreplyto	A
IsMap		Action dictionary annotation	IsMap	A
IT		Markup annotation	intent	A
L		Line annotation	end	A
L		Line annotation	start	A
Launch		Action type	Launch	E
LE		Line annotation	head	A
LE		Line annotation	tail	A

left		Destination syntax annotation	Left	A
Length		Stream	length	A
LL		Line annotation	leaderLength	A
LLE		Line annotation	leaderExtend	A
LLO		Line annotation	leader-offset	A
M		Annotation	date	A
ModDate		Embedded file parameter	modification	A
N		Named action	Name	A
NM		Annotation	name	A
Name		File attachment annotation	icon	A
Name		Rubber stamp annotation	icon	A
Name		Sound annotation	icon	A
Name		Text annotation	icon	A
Named		Action type	Named	E
NewWindow		Remote go-to action annotation	NewWindow	A
NewWindow		Launch parameter annotation	NewWindow	A
Open		Pop-up annotation	open	A
Page		FDF file	page	A
Q		Free text annotation	justification	A
Q		Redaction annotation	justification	A
QuadPoints		Text markup annotation	coords	A
QuadPoints		Link annotation	coords	A
QuadPoints		Redaction annotation	coords	A
R		Sound object	rate	A
RC		Markup annotation	contents-richtext	E
RD		Caret, square or circle annotation	fringe	A
RO		Redaction annotation	overlayappearance	E
RT		Markup annotation	replyType	A
RV		Fields containing variable text	value-richtext	E
Rect		Annotation	rect	A
Repeat		Redaction annotation	overlay-text-repeat	A
ResFork		Mac OS file information	resource	E
right		Destination syntax	Right	A
Root		FDF	xfdf	E
Rotate		Freetext and stamp annotations	rotation	A
S		Border style	style	A
Size		Embedded file parameter	size	A

State		Text annotation	state	A
StateModel		Text annotation	statemodel	A
Subj		Markup annotation	subject	A
Subtype	Caret	Annotation	caret	E
Subtype	Circle	Annotation	circle	E
Subtype	FileAttachment	Annotation	fileattachment	E
Subtype	FreeText	Annotation	freetext	E
Subtype	Highlight	Annotation	highlight	E
Subtype	Ink	Annotation	ink	E
Subtype	Line	Annotation	line	E
Subtype	Link	Annotation	link	E
Subtype	Polygon	Annotation	polygon	E
Subtype	Polyline	Annotation	polyline	E
Subtype	Popup	Annotation	popup	E
Subtype	Redact	Annotation	redact	E
Subtype	Sound	Annotation	sound	E
Subtype	Square	Annotation	square	E
Subtype	Squiggly	Annotation	squiggly	E
Subtype	Stamp	Annotation	stamp	E
Subtype	StrikeOut	Annotation	strikeout	E
Subtype	Text	Annotation	text	E
Subtype	Underline	Annotation	underline	E
Subtype		Embedded file stream	mimetype	A
Subtype		Mac OS file information	subtype	A
Sy		Caret annotation	symbol	A
T		Annotation	title	A
T		FDf field	name	E
top		Destination syntax	Top	A
URI		URI action	Name	A
URI		Action type	URI	E
V		FDf field	value	E
Vertices		Polygon or polyline annotation	vertices	E
W		Border style	width	A
XYZ		Destination syntax	XYZ	E
zoom		Destination syntax	Zoom	A

XFDF to PDF

This table shows the mapping between XFDF element or attribute and PDF key. The E/A column indicates whether the XFDF name corresponds to an element or attribute.

XFDF	E/A	PDF key	Key value	Dictionary
Action	E	A		Link annotation
annots	E	Annots		FDf
appearance	E	AP		Annotation
bits	A	B		Sound object
BorderStyleAlt	E	Border		Link annotation
Bottom	A	bottom		Destination syntax annotation
caption	A	Cap		Line annotation
caption-offset-h	A	CO		Line annotation
caption-offset-v	A	CO		Line annotation
caption-style	A	CP		Line annotation
caret	E	Subtype	Caret	Annotation
channels	A	C		Sound object
checksum	A	Checksum		Embedded file parameter
circle	E	Subtype	Circle	Annotation
color	A	C		Annotation
contents	E	Contents		Annotation
contents-richtext	E	RC		Markup annotation
coords	A	QuadPoints		Text markup annotation
coords	A	QuadPoints		Link annotation
coords	A	QuadPoints		Redaction annotation
creation	A	CreationDate		Embedded file parameter
creationdate	A	CreationDate		Markup annotation
creator	A	Creator		Mac OS file information
dashes	A	D		Border style
DashPattern	A	Border		Annotation
data	E			
date	A	M		Annotation
defaultappearance	E	DA		Free text annotation
defaultappearance	E	DA		Redaction annotation
defaultstyle	E	DS		Free text annotation
Dest	E	Dest		Link annotation

encoding	A			
encoding	A	E		Sound object
end	A	L		Line annotation
f	E	F		FDF
field	E	Fields		FDF
fields	E	Fields		FDF
file	A	F		File specification
File	E	F		Remote go-to or launch annotation
fileattachment	E	Subtype	FileAttachment	Annotation
filter	A	Filter		Stream
Fit	E	Fit		Destination syntax
FitB	E	FitB		Destination syntax
FitBH	E	FitBH		Destination syntax
FitBV	E	FitBV		Destination syntax
FitH	E	FitH		Destination syntax
FitR	E	FitR		Destination syntax
FitV	E	FitV		Destination syntax
flags	A	F		Annotation
freetext	E	Subtype	FreeText	Annotation
fringe	A	RD		Caret, square or circle annotation
gesture	E	InkList		Ink annotation
GoTo	E	GoTo		Action type
GoToR	E	GoToR		Action type
HCornerRadius	A	Border		Annotation
head	A	LE		Line annotation
Highlight	A	H		Link annotation
highlight	E	Subtype	Highlight	Annotation
href	A	F		FDF
icon	A	Name		File attachment annotation
icon	A	Name		Rubber stamp annotation
icon	A	Name		Sound annotation
icon	A	Name		Text annotation
ids	E	ID		FDF
ink	E	Subtype	Ink	Annotation

inklist	E	InkList		Ink annotation
inreplyto	A	IRT		Markup annotation
intensity	A	I		Border effect
intent	A	IT		Freetext, line, or polyline annotation
interior-color	A	IC		Square or circle annotation
interior-color	A	IC		Redaction annotation
IsMap	A	IsMap		Action dictionary annotation
justification	A	Q		Free text annotation
justification	A	Q		Redaction annotation
Launch	E	Launch		Action type
leader-offset	A	LLO		Line annotation
leaderExtend	A	LLE		Line annotation
leaderLength	A	LL		Line annotation
Left	A	left		Destination syntax annotation
length	A	Length		Stream
line	E	Subtype	Line	Annotation
link	E	Subtype	Link	Annotation
mimetype	A	Subtype		Embedded file stream
mode	A			
modification	A	ModDate		Embedded file parameter
modified	A	ID		FDF
Name	A			Destination syntax
Name	A	N		Named action
Name	A	URI		URI action
name	A	NM		Annotation
name	E	T		FDF field
Named	E	Named		Action type
Named	E			Destination syntax
NewWindow	A	NewWindow		Remote go-to action annotation
NewWindow	A	NewWindow		Launch parameter annotation
OnActivation	E	A		Annotation
opacity	A	CA		Markup annotation
open	A	Open		Pop-up annotation
original	A	ID		FDF

OriginalName	A	F		File specification annotation
overlayappearance	E	RO		Redaction annotation
overlay-text	A	OverlayText		Redaction annotation
overlay-text-repeat	A	Repeat		Redaction annotation
Page	A	page		Destination syntax
page	A	Page		FDF file
polygon	E	Subtype	Polygon	Annotation
polyline	E	Subtype	Polyline	Annotation
popup	E	Subtype	Popup	Annotation
rate	A	R		Sound object
rect	A	Rect		Annotation
redact	E	Subtype	Redact	Annotation
replyType	A	RT		Markup annotation
resource	E	ResFork		Mac OS file information
Right	A	right		Destination syntax
rotation	A	Rotate		Freetext and stamp annotations
size	A	Size		Embedded file parameter
sound	E	Subtype	Sound	Annotation
square	E	Subtype	Square	Annotation
squiggly	E	Subtype	Squiggly	Annotation
stamp	E	Subtype	Stamp	Annotation
start	A	L		Line annotation
state	A	State		Text annotation
statemodel	A	StateModel		Text annotation
strikeout	E	Subtype	StrikeOut	Annotation
style	A	S		Border style
subject	A	Subj		Markup annotation
subtype	A	Subtype		Mac OS file information
symbol	A	Sy		Caret annotation
tail	A	LE		Line annotation
text	E	Subtype	Text	Annotation
title	A	T		Annotation
Top	A	top		Destination syntax
underline	E	Subtype	Underline	Annotation
URI	E	URI		Action type

value	E	V		FDF field
value-richtext	E	RV		Fields containing variable text
VCornerRadius	A	Border		Annotation
vertices	E	Vertices		Polygon or polyline annotation
Width	A	Border		Annotation
width	A	W		Border style
xfdf	E	Root		FDF
XYZ	E	XYZ		Destination syntax
Zoom	A	zoom		Destination syntax

List of References

PDF Reference, version 1.7