

FACTS & FIGURES

March 2021
EDITION



MÉGANE EVISION

HIGHLIGHTS



MÉGANE EVISION

Renault is writing a new chapter in its history with **Mégane eVision** a visionary, aspirational and innovative show-car.

It foreshadows the next generation of electric vehicles, based on the all-new CMF-EV modular platform.



Twizy, Twingo Electric, ZOE, Kangoo Z.E., Master Z.E.

ELECTRIC VEHICLE

End of 2020, Renault sold nearly 370,000 electric vehicles in Europe since the launch of its dedicated range.

2020 also sees the launch of Twingo Electric



Renault E-TECH range – hybrids and plug-in hybrids

HYBRID E-TECH TECHNOLOGY

Developed and patented by Renault engineering, E-TECH hybrid technology and plug-in hybrid was launched in 2020 on three first models : Clio, Captur, Mégane.

This unique technology on the market combines two electric motors, a petrol engine and an ingenious transmission inspired by Formula 1, without a clutch or synchroniser. This unique system is also the fruit of the brand's expertise in electric mobility for more than 10 years.

In 2021, this hybrid technology will be available on Clio, Captur, Arkana, Mégane and Mégane Estate.

CONTENTS

ONE GROUPE, 5 STRONG BRANDS	4
—	
KEY FIGURES	6
—	
INDUSTRIAL SITES	8
—	
MANUFACTURING	10
—	
GLOBAL SALES	14
—	
VEHICLE RANGE	34
—	
POWERTRAIN RANGE	44
—	
SERVICES	46
—	
ALLIANCE	48



ONE GROUPE, 5 STRONG BRANDS

Groupe Renault is at the forefront of a mobility that is reinventing itself. Strengthened by its alliance with Nissan and Mitsubishi Motors, and its unique expertise in electrification, Groupe Renault comprises 5 complementary brands - Renault, Dacia, LADA, Alpine and Mobilize - offering sustainable and innovative mobility solutions to its customers. Established in more than 130 countries, it currently employs more than 170,000 people and has sold 2,95 million vehicles in 2020.

Ready to pursue challenges both on the road and in competition, Groupe Renault is committed to an ambitious transformation that will generate value. This is centered on the development of new technologies and services, and a new range of even more competitive, balanced and electrified vehicles. In line with environmental challenges, the Group's ambition is to achieve carbon neutrality in Europe by 2050.



Renault 5 Prototype



RENAULT
1,788,345 VEHICLES SOLD
IN 2020 (PC + LCV)

Renault, the oldest and most emblematic brand of Groupe Renault, is entering a new era with the strategic plan 'Renaulution'. Building on more than 120 years inclusive innovation and a legacy made of numerous iconic models, Renault embraces the changes from the automotive market. With its "Nouvelle Vague", the brand will bring modernity in the automotive industry by becoming a tech, service and clean energy brand.



Bigster Concept



DACIA 520,985 VEHICLES SOLD

LADA 384,015 VEHICLES SOLD
IN 2020 (PC + LCV)

Dacia is starting a new chapter of its success history. As part of its quest to redefine the essence of affordable cars, it will venture into new territories across Europe and a new segment, throwing out the rule book on the way.

LADA too has new horizons to explore with its ambitious product plan, epitomised by the 2024 launch of its latest iteration of the iconic Niva. Like Dacia, the brand will benefit from synergies between Groupe Renault and the Alliance.



A521



ALPINE
1,527 VEHICLES SOLD IN 2020

Following its recent revival, the Alpine brand is now ready to shift up a gear as it moves on to become a new generation automotive brand, with profit targets set for 2025. Building on its legacy to better leap into the future, it is a trail blazer when it comes to sportiness on the racetrack with the Formula 1 and on the open road with its 'dream garage' line-up of lightweight, exclusive, and innovative all-electric models.



Mobilize EZ-1

MOBILIZE


A recent addition to the Groupe Renault family, the Mobilize brand will carry the company beyond the bounds of the automotive industry, harnessing new growth drivers from the mobility and energy services and data management markets. By developing its own range of offers under its own brand name – vehicles included – it aims at contributing more than 20% of Groupe Renault turnover in 2030.



<https://Groupe.Renault.com/en/our-company/our-brands>



KEY FIGURES 2020



Financial Information

Groupe revenues	2020	2019
€ million	43,474	55,537

Groupe operating profit	2020	2019
€ million	-337	2,662
% revenues	-0.8%	4.8%

Groupe Operating income	2020	2019
€ million	-1,999	2,105

Contribution from associated companies	2020	2019
€ million	-5,145	-190
o/w Nissan	-4,970	242

Net income	2020	2019
€ million	-8,046	19
Net income, Groupe share € million	-8,008	-141

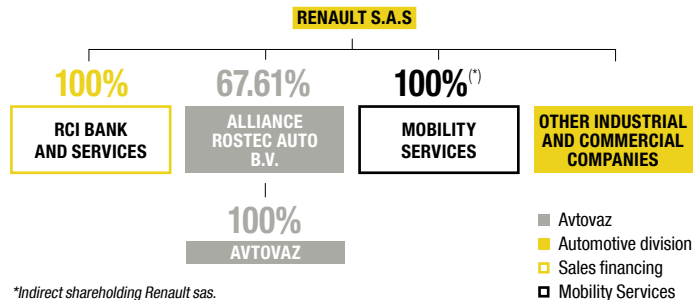
Free cash flow and Automotive net financial position	2020	2019
Automotive operational Free cash flow € million ⁽¹⁾	-4,551	153
Automotive net financial position € million	-3,579	1,734

* 2020 figures include the impacts of the application of IFRS 16 "Leases" from January 1, 2020. The figures for 2019 have not been restated.

⁽¹⁾ Automotive operational Free cash flow: cash flows after interest and tax (excluding dividends received from publicly listed companies) minus tangible and intangible investments net of disposals +/- change in the working capital requirement.

Structure of the Group

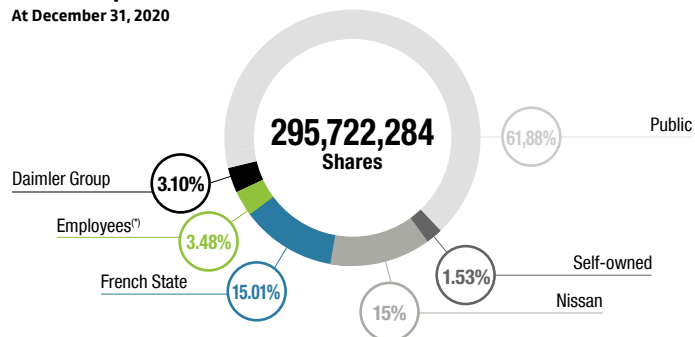
Simplified organization chart at December 31, 2020 (as a % of shares issued)



⁽¹⁾ Indirect shareholding Renault sas.

Ownership Structure

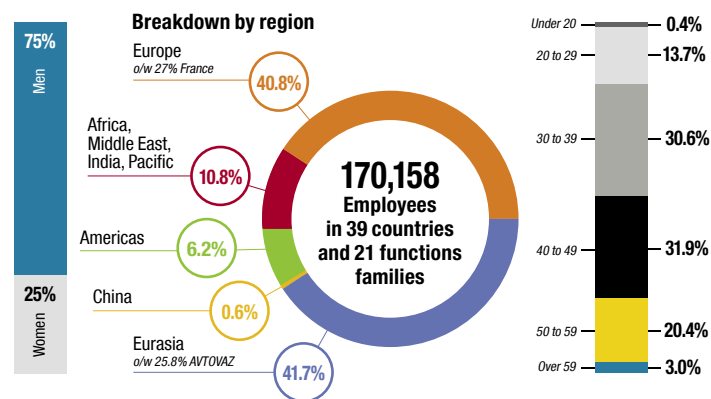
At December 31, 2020



⁽¹⁾ The employee-owned shares in mutual funds corporate investment (present and former employees) included in this category as well as to registered shares held directly by the beneficiaries of free share grants as from the 2016 grant plan.

Workforce

At December 31, 2020





INDUSTRIAL SITES⁽¹⁾ and sales in 2020* of the 10 leading markets

GRUPE RENAULT PLANTS

- Passenger cars (PCs)
- Light Commercial Vehicles (LCVs)
- Chassis, engines, gearboxes
- Foundry

PARTNER PLANTS

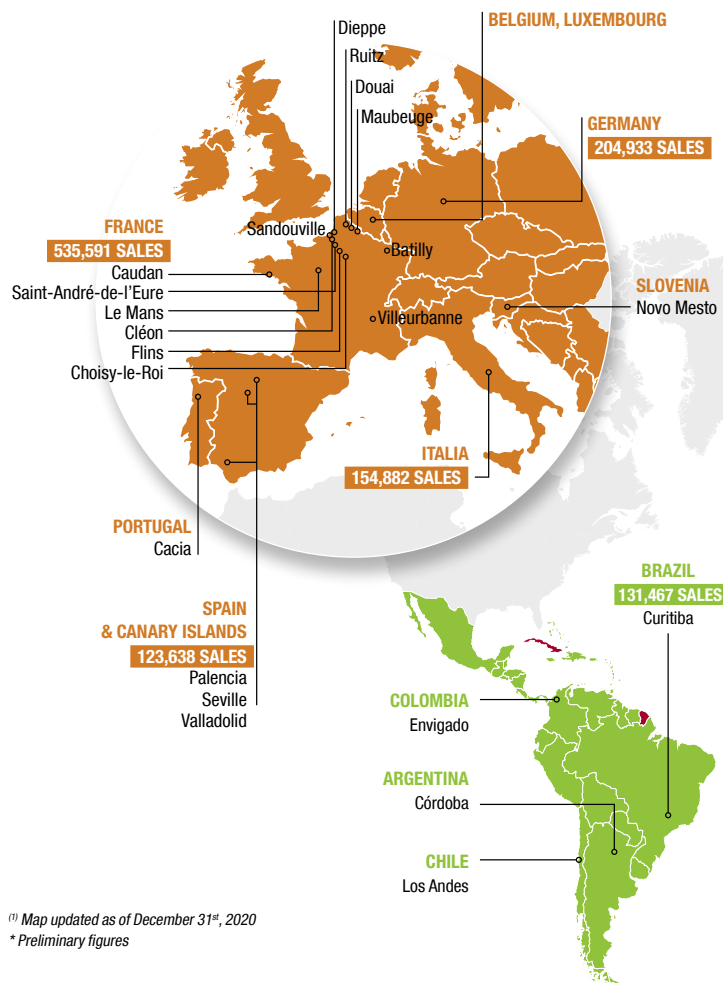
- Passenger cars (PCs)
- Light Commercial Vehicles (LCVs)

LOGISTICS SITES

- Logistics platform

ALLIANCE SITES

- Renault-Nissan
- Alliance plants



SITES IN FRANCE

- Batilly (Sovab)
- Caudan (Fonderie de Bretagne)
- Choisy-le-Roi
- Cléon
- Dieppe (Alpine)
- Douai
- Flins
- Le Mans
- Maubeuge (MCA)
- Ruitz (STA)
- Saint-André-de-l'Eure (Sofrastock International)
- Sandouville
- Villeurbanne

SITES IN EUROPE

- Cacia
- Novo Mesto
- Palencia
- Seville
- Valladolid

SITES IN EURASIA

- Bursa (Oyak-Renault)
- Izhevsk (AVTOVAZ)
- Mioveni (Dacia)
- Moscow
- Togliatti (AVTOVAZ)

SITES IN AFRICA, MIDDLE EAST, INDIA AND PACIFIC

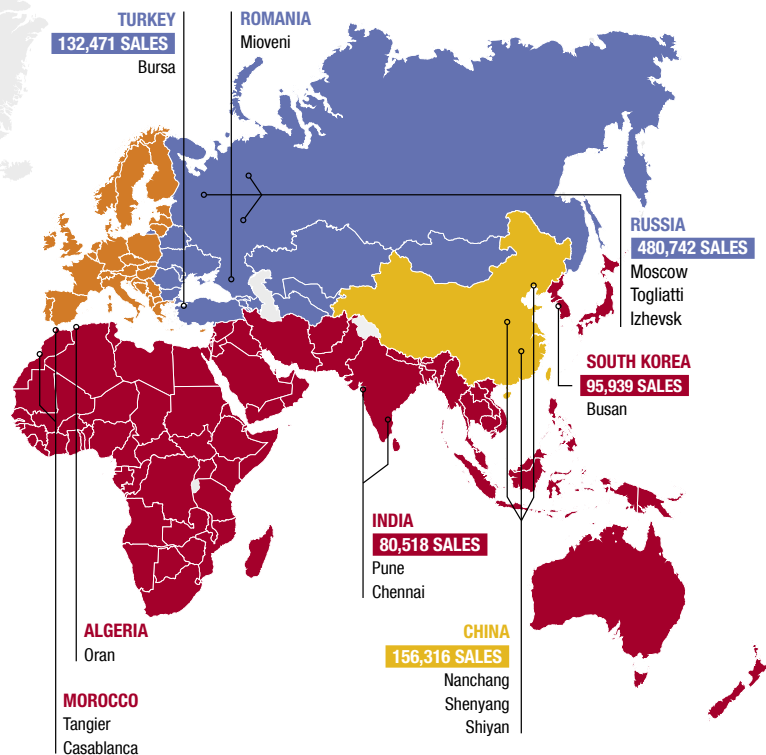
- Casablanca (Somaca)
- Chennai (Renault-Nissan)
- Oran
- Pune
- Tangier (Renault-Nissan)
- Busan (RSM)

SITES IN CHINA

- Nanchang (JMEV)
- Shenyang (RBJAC)
- Shiyang (eGT-NEV)

SITES IN AMERICAS

- Córdoba
- Curitiba
- Envigado (Sofasa)
- Los Andes (Cormecanica)



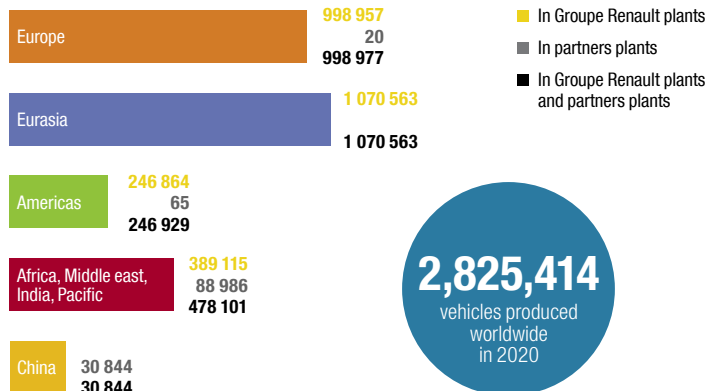
⁽¹⁾ Map updated as of December 31st, 2020
* Preliminary figures



MANUFACTURING

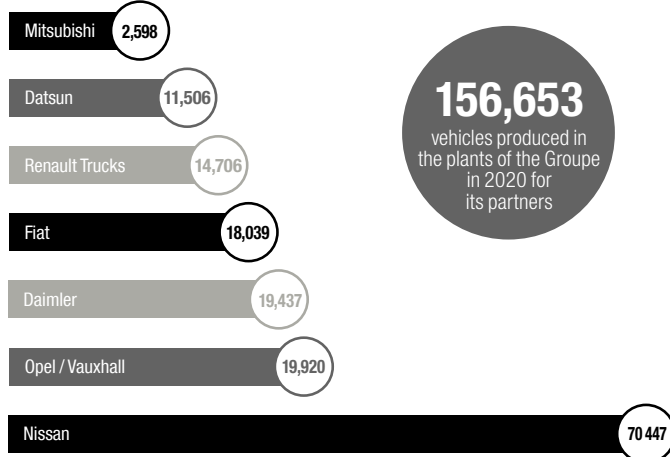
Global production by region

At December 31, 2020



Vehicle production in Groupe Renault plants for its partners

At December 31, 2020



Production by plant and region Automotive plants in Europe - 2020 - France

Plant	Activity	Production	Plant workforce
Batilly (Sovab)	Renault Master	88,840	1,932
	Master Z.E.	265	
	Nissan NV400	5,271	
	Other	34,626	
Total vehicles		129,002	
Caudan (Casting of Brandagne)	Casting (in tons)	9,519	355
Choisy-le-Roi	Gearboxes ES	9,296	253
	Engines ES	12,545	
Cléon	Gearboxes	238,664	3,366
	Thermal engines	396,593	
	Electric engines	240,219	
	Aluminium casting (in tons)	12,731	
Dieppe (Alpine)	Alpine A110	1,279	367
Total vehicles		1,279	
Douai	Espace	4,841	2,785
	Scenic	35,700	
	Talisman	8,516	
Total vehicles		49,057	
Flins	Clio 4	92,621	2,435
	ZOE	35,998	
	Nissan Micra	128,619	
Total vehicles		128,619	
Le Mans	Rear axles	257,255	1,773
	Front axles	617,888	
	Casting (in tons)	68,863	
Maubeuge (MCA)	Kangoo/Citan	88,727	1,734
	Kangoo Z.E.	9,092	
	Nissan NV250	2,282	
	Other	239	
Total vehicles		100,340	
Ruitz (STA)	Automatic gearboxes	100,356	465
Sandouville	Renault Trafic	80,132	1,805
	Nissan NV300	5,620	
	Mitsubishi Express	2,598	
	Other	18,039	
	Total vehicles		106,389
Villeurbanne	Front axles	227,634	182
Total vehicles France		514,686	17,452

Production by plant and region Automotive plants in Europe - 2020 - outside France

Plant	Activity	Production	Plant workforce
Spain - Palencia	Mégane	47,873	2,265
	Mégane Estate	35,643	
	Kadjar	65,286	
Total Palencia		148,802	
Total Valladolid	Séville	590,205	922
	Valladolid	193,754	6,304
Total Valladolid		193,754	
Valladolid Motores	Engines	849,833	
	Casting Alu. (in tons)	7,828	
	Alaskan	20	
Total vehicles Barcelone		20	
Total vehicles Spain		342,576	
Portugal - Cacia	Gearboxes	359,610	985
Slovenia - Novo Mesto	Clio 5	57,683	2,164
	Twingo / Smart (Daimler)	68,583	
	Twingo Electric / Smart ZE (Daimler)	15,449	
	Total vehicles Slovenia		141,715
Total vehicles Europe outside France		484,291	12,640
Total vehicles Europe		998,977	



Production by plant and region Automotive plants in AMI Pacific - 2020

Plant	Activity	Production	Plant workforce
Algeria - Oran	Logan	173	NC*
	Sandero	354	
	Clio 4	227	
Total vehicles Algeria		754	
South Korea - Busan (Renault Samsung Motors)	SM6	8,040	1,928
	XM3 / Arkana	37,554	
	Koleos / QM6	62,494	
	Twizy	2,562	
	Engines	99,264	
	Alu. casting (in tons)	2,175	
Total vehicles South Korea		110,650	
India - Chennai (Renault-Nissan plant)	Duster	2,527	NC*
	Kwid	42,753	
	Captur	7	
	Triber	43,293	
	Kiger	406	
Total vehicles India		88,986	
Morocco - Casablanca (Somaca)	Logan	17,891	1,560
	Sandero	49,761	
	New Sandero	53	
Total vehicles Casablanca		67,705	
- Tanger	Lodgy	26,937	6,482
	Sandero	95,383	
	New Sandero	8,627	
	Dokker	72,062	
	Logan MCV	6,769	
	Other	228	
	Total vehicles Tangier		
Total vehicles Morocco		277,711	
Total vehicles AMI Pacific		478,101	9970

Production by plant and region Automotive plants in Eurasia - 2020

Plant	Activity	Production	Plant workforce		
Romania - Mioveni (Dacia)	Logan	30,387	10,229		
	Logan MCV	8,563			
	Nouvelle Logan	447			
	Sandero	21,694			
	New Sandero	14,719			
	New Duster	183,286			
	Gearboxes	339,044			
	Engines	367,413			
	Front axles	456,376			
	Rear axles	752,421			
	Alu. casting (in tons)	19,062			
Total vehicles Romania		259,096			
Russia - Moscow	Kaptur	18,955	1,850		
	Duster	34,180			
	New Duster	141			
	Arkana	12,320			
	Nissan Terrano	10,239			
Total vehicles Moscow		75,835			
- Togliatti (AvtoVAZ)	Logan	35,007	33,664		
	Sandero	27,578			
	Lada X-Ray	20,741			
	Lada Largus	54,195			
	Lada Kalina	17,653			
	Lada Granta	117,677			
	Lada 4X4	34,559			
	Datsun MI-DO	1,208			
	Datsun ON-DO	10,298			
	Gearboxes	381,838			
	Engines	441,506			
	Chassis	880,956			
	Casting (in tons)	65,853			
	Alu. casting (in tons)	44,317			
	Total vehicles Togliatti			318,916	NC*

* Not Communicated

Production by plant and region Automotive plants in Eurasia - 2020 (afterpart)

Plant	Activity	Production	Plant workforce
Russia - Izhevsk (AvtoVAZ)	Lada Vesta	107,503	NC*
Total vehicles Izhevsk		107,503	
Total vehicles Russia		502,254	
Turkey - Bursa (Oyak Renault)	Clio 4	43,945	6,175
	Clio 4 Estate	10,728	
	Clio 5	196,577	
	Megane Sedan	57,963	
	Gearboxes	185,755	
	Engines	431,337	
	Front axles	310,728	
	Rear axles	308,568	
	Alu. casting (in tons)	302	
	Total vehicles Turkey		
Total vehicles Eurasia		1,070,563	51,918

Production by plant and region Automotive plants in China - 2020

Plant	Activity	Production	Plant workforce
Wuhan (DRAC)	Koleos	51	NC*
	Captur	101	
Total vehicles Wuhan		152	
Shenyang (RBJAC)	Jinbei Haise / Granse / F50 / Konect	24,717	NC*
Total vehicles Shenyang		24,717	
Shiyan (eGT-NEV)	Spring / K-ZE	4,699	NC*
Total vehicles Shiyan		4,699	
Nanchang (JMEV)	EV3 / E400 / Other	1,276	879
Total vehicles Shiyan		1,276	
Total vehicles China		30,844	879

Production by plant and region Automotive plants in Americas - 2020

Plant	Activity	Production	Plant workforce
Argentina - Córdoba	Sandero	7,391	1,558
	Logan	5,002	
	Kangoo (Dokker)	8,526	
	Alaskan	754	
	Nissan Navara/Frontier	11,037	
Planta Fundición Aluminio (PFA)	Alu. casting (in tons)	1,501	
Total vehicles Argentina		32,710	
Brazil - Curitiba	Master	6,225	5,063
	Duster Pick-up	18,050	
	New Duster	19,449	
	Sandero	26,347	
	Logan	12,288	
	Captur	18,379	
	Kwid	75,145	
	Engines	199,774	
	Alu. casting (in tons)	2,647	
	Total vehicles Brazil		
Chile - Los Andes (Cormecanica)	Gearboxes	178,875	322
Colombia - Envigado (Sofasa)	Logan	7,381	810
	Sandero	15,297	
	Duster	15,544	
	New Duster	49	
Total vehicles Colombia		38,271	
Mexico - Cuernavaca (Nissan)	Alaskan	65	NC*
Total vehicles Mexico		65	
Total vehicles Americas		246,929	7,753

* Not Communicated

GLOBAL SALES

15 largest markets of Groupe Renault - 2020*

By volume of TIV, PCs + LCVs, incl. Renault, Dacia, Renault Samsung Motors, LADA and Jinbei&Huasong

	2020	2019
France	535,591	698,723
Russia**	480,742	508,647
Germany	204,933	247,194
China***	156,316	179,494
Italy	154,882	220,557
Turkey	132,471	85,055
Brazil	131,467	239,174
Spain + Canarias	123,638	183,278
South Korea	95,939	86,859
India	80,518	88,869
United Kingdom	74,512	109,951
Belgium + Luxembourg	65,924	91,012
Romania	59,180	70,093
Morocco	54,730	70,281
Poland	52,188	68,953

Groupe Renault worldwide sales by brand

By sales volume PCs + LCVs

Renault	2020	2019
Passenger Cars (PCs)	1,473,679	1,942,328
Light Commercial Vehicles (LCVs)	314,666	411,963
Total Renault	1,788,345	2,354,291

Dacia	2020	2019
Passenger Cars (PCs)	484,330	689,287
Light Commercial Vehicles (LCVs)	36,655	46,020
Total Dacia	520,985	735,307

Renault Samsung Motors	2020	2019
Passenger Cars (PCs)	90,300	79,081

Alpine	2020	2019
Passenger Cars (PCs)	1,526	4,832

LADA	2020	2019
Passenger Cars (PCs)	369,510	400,308
Light Commercial Vehicles (LCVs)	14,505	12,662
Total LADA	384,015	412,970

Jinbei&Huasong	2020	2019
Passenger Cars (PCs)	2,161	8,449
Light Commercial Vehicles (LCVs)	154,815	153,452
Total Jinbei&Huasong	156,976	161,901

AvtoVAZ	2020	2019
Passenger Cars (PCs)	9,823	1,354

Groupe Renault	2020	2019
Passenger Cars (PCs)	2,431,330	3,125,639
Light Commercial Vehicles (LCVs)	520,641	624,097
Total Groupe Renault	2,951,971	3,749,736

* Excluding Twizy sales ** Including Avtovaz sales *** Including Jinbei&Huasong sales

Groupe Renault worldwide sales⁽¹⁾ by brand and model

By sales volume PCs + LCVs

Passenger Cars (PCs)	2020	2019
Renault		
Arkana	18,075	12,069
Captur	188,065	238,559
Captur GA ⁽²⁾	40,393	69,813
Clio	320,420	403,154
Other	1,514	3,016
Dokker	652	2884
Duster	89,306	126,554
Espace	4,349	10,067
Fluence/Fluence Z.E.	8	100
Kadjar	69,532	124,897
Kangoo/Kangoo Z.E.	20,253	20,483
Koleos	15,311	33,095
Kwid	122,697	184,058
K-ZE	242	2,658
Lodgy	255	869
Logan	86,297	132,380
Master	1,570	656
Mégane/Scenic	165,349	248,403
Sandero	89,137	135,265
Talisman	8,325	16,872
Trafic	11,999	15,353
Triber	42,507	24,192
Twingo	71,402	89,893
Twingo Electric	5,116	0
ZOE	100,905	47,038
Total Renault	1,473,679	1,942,328

Dacia	2020	2019
Other	21	27
Dokker	37,778	48,038
Duster	175,656	256,360
Lodgy	28,047	35,423
Logan	52,697	77,561
Sandero	188,409	271,878
Spring	1,722	0
Total Dacia	484,330	689,287

Renault Samsung Motors	2020	2019
Qm3	0	4,702
Qm6	46,825	47,640
Sm3/Sm3 Z.E.	857	3,475
Sm5	0	3,200
Sm6	8,527	16,263
Sm7	0	3,801
Xm3	34,091	0
Total Renault Samsung Motors	90,300	79,081

Alpine	2020	2019
A110	1,527	4,832
Total Alpine	1,527	4,832

LADA	2020	2019
4x4	36,758	42,090
Other	197	873
Granta	138,600	148,622
Kalina	0	93
Largus	41,719	48,260
Niva	11,002	0
Priora	30	5
Vesta	119,013	127,923
Xray	22,191	32,442
Total LADA	369,510	400,308

⁽¹⁾ Including non-registered vehicles.

⁽²⁾ Captur Global Access: Kaptur/Captur outside Europe.



Passenger Cars (PCs) (continued)

Jinbei Huasong	2020	2019
Total Jinbei Huasong	2,161	8,449
AvtoVAZ	2020	2019
Niva	9,823	1,354
Total AvtoVAZ	9,823	1,354
Total PCs Groupe	2,431,330	3,125,639

Light Commercial Vehicles (LCVs)

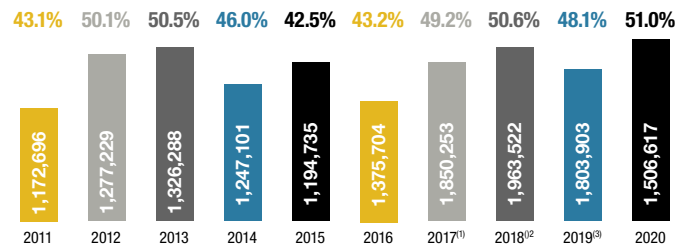
Renault	2020	2019
Alaskan	1,059	1,758
Captur	1,060	1,792
Clio	19,689	28,448
Other	14,316	17,018
Dokker	14,974	17,377
Duster Oroch	21,627	36,729
Kangoo	59,255	95,414
Kangoo Z.E.	10,292	10,388
Master/Master Z.E.	99,124	108,208
Mégane/Scenic	4,278	5,748
Trafic	67,029	87,789
ZOE	1,963	1,294
Total Renault	314,666	411,963
Dacia	2020	2019
Other	51	46
Dokker	33,114	41,803
Duster	2,435	3,303
Lodgy	25	49
Logan	85	116
Sandero	945	703
Total Dacia	36,655	46,020
LADA	2020	2019
4x4	286	1,057
Other	10	30
Granta	1,670	1,401
Largus	12,539	10,174
Total LADA	14,505	12,662
Jinbei&Huasong	2020	2019
Total Jinbei&Huasong	154,815	153,452

Total LCVs Groupe	520,641	624,097
--------------------------	----------------	----------------

Total PCs + LCVs Groupe	2,951,971	3,749,736
--------------------------------	------------------	------------------

Internationalization of the Groupe

% of sales outside the Europe region



⁽¹⁾ Including LADA from 2017. ⁽²⁾ Including Jinbei&Huasong from 2018. ⁽³⁾ Including AvtoVAZ Niva from December 2019

Worldwide automotive market by region

By volume of TIV, PCs + LCVs

	Volume	% TIV (PCs+LCVs)
Total Europe	13,662,952	18.1
France	2,052,501	2.7
G9	11,610,451	15.4
Total International	61,866,946	81.9
Africa - Middle East - India - Pacific	14,786,093	19.6
Eurasia	2,997,561	4.0
Americas	4,162,788	5.5
China	23,843,522	31.6
North America	16,076,982	21.3
Total Worldwide	75,529,898	100.0

Groupe Renault worldwide sales by region

PCs + LCVs, including Dacia, Renault Samsung Motors, LADA and Jinbei&Huasong

	2020	2019
Total Europe	1,445,354	1,945,833
France	535,591	698,723
G9	909,763	1,247,110
Total International	1,506,617	1,803,903
Africa - Middle East - India - Pacific	346,275	451,282
Eurasia	743,512	748,486
Americas	260,457	424,564
China	156,373	179,571
Total Worldwide	2,951,971	3,749,736

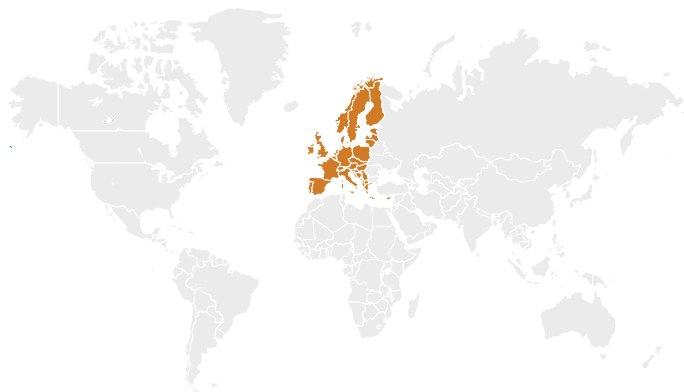
Groupe Renault electric vehicles worldwide sales

By sales volume PCs + LCVs

	2020	2019
ZOE	102,868	48,332
Kangoo,ZE	10,313	10,388
Twingo Electric	5,116	
Spring	1,722	
Sm3,ZE	857	795
Master,ZE	351	304
K-Ze	242	2,658
Fluence,ZE	1	
Total,Z.E.	121,470	62,477
	2020	2019
Twizy	2,016	3,273



SALES EUROPE REGION



Total industry volumes, Europe region

By volume of registrations PCs + LCVs

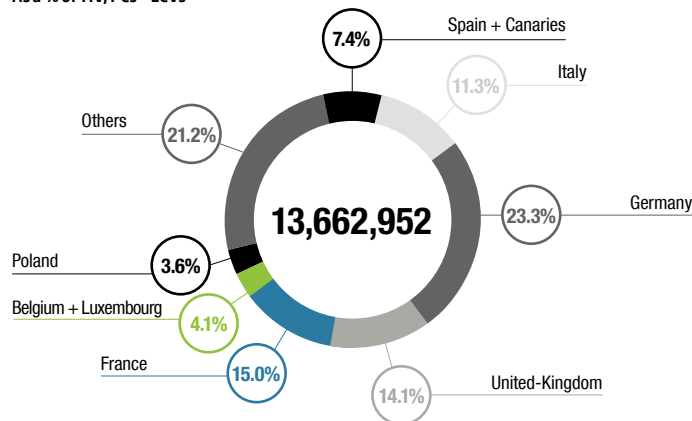
	2020	2019
Germany	3,189,549	3,916,069
France	2,052,501	2,694,063
United Kingdom	1,930,134	2,687,526
Italy	1,539,893	2,101,547
Spain+Canary islands	1,009,966	1,474,031
Belgium+Luxembourg	558,314	696,906
Poland	486,209	621,952
Netherlands	416,698	521,644
Sweden	323,249	410,163
Austria	285,449	372,941
Switzerland	271,186	351,915
Denmark	229,740	259,939
Czech Republic	220,107	270,351
Norway	174,956	181,694
Portugal	172,996	262,251
Hungary	150,315	184,316
Finland	110,076	129,799
Ireland	110,040	142,439
Greece	87,356	122,370
Slovakia	82,618	110,102
Baltic states ⁽¹⁾	81,699	104,080
Slovenia	61,586	84,503
Croatia	43,064	72,081
Serbia	26,064	29,250
Balkan States ⁽²⁾	21,400	27,979
Republic of Cyprus	11,866	14,527
Iceland	10,418	13,170
Malta	5,503	8,495
Total TIV Europe	13,662,952	17,866,103

⁽¹⁾ Baltic states include Estonia, Latvia and Lithuania.

⁽²⁾ Balkan States include Kosovo, Montenegro, Bosnia, Macedonia and Albania.

TIV weight of main European markets - 2020

As a % of TIV, PCs + LCVs



Sales⁽¹⁾ of the Renault brand

By volume of TIV PCs + LCVs

Renault markets	2020	2019
France	436,473	554,975
Germany	150,645	160,816
Italy	98,008	131,913
Spain+Canary Islands	73,853	113,034
United Kingdom	55,489	78,829
Belgium+Luxembourg	46,009	66,645
Poland	29,701	37,108
Netherlands	26,957	34,834
Portugal	22,708	37,007
Austria	16,952	22,279
Switzerland	14,625	16,163
Denmark	12,677	15,080
Sweden	10,353	19,751
Slovenia	10,066	12,333
Czech Republic	9,206	12,326
Ireland	6,902	10,190
Hungary	6,777	9,917
Baltic states	4,508	6,485
Slovakia	4,454	5,029
Croatia	4,252	7,491
Norway	3,581	3,429
Finland	3,410	4,605
Greece	3,269	4,492
Serbia	2,512	2,405
Balkan States	1,336	1,718
Republic of Cyprus	437	490
Malta	271	490
Iceland	255	485
Total Renault	1,055,686	1,370,319

⁽¹⁾ Excluding sales to government departments.



Sales⁽¹⁾ of the Dacia brand

By volume of TIV, PCs + LCVs

Dacia markets	2020	2019
France	98,370	140,568
Italy	56,849	88,536
Germany	52,310	83,521
Spain+Canary islands	49,771	70,187
Poland	22,464	31,802
Belgium+Luxembourg	19,801	23,998
United Kingdom	18,918	30,951
Hungary	11,591	12,152
Czech Republic	10,336	15,542
Austria	7,330	9,842
Switzerland	6,589	8,548
Portugal	4,897	6,851
Slovakia	3,791	6,145
Slovenia	3,137	4,250
Croatia	2,577	4,162
Denmark	2,485	3,354
Netherlands	2,319	3,414
Sweden	2,142	5,001
Baltic states	1,966	3,318
Ireland	1,892	3,103
Greece	1,874	2,024
Serbia	1,665	2,290
Balkan States	1,481	2,431
Finland	909	1,829
Republic of Cyprus	153	119
Iceland	138	700
Malta	87	106
Norway	87	165
Total Dacia	385,929	564,909

Sales⁽¹⁾ of the Alpine brand

By sales volume PCs

Alpine markets	2020	2019
France	744	3,172
Germany	166	324
Belgium+Luxembourg	113	302
United Kingdom	105	171
Switzerland	70	183
Austria	31	51
Netherlands	26	57
Italy	19	62
Spain+Canary islands	14	39
Poland	19	16
Sweden	9	20
Portugal	6	24
Czech Republic	3	4
Norway	1	1
Hungary	0	1
Baltic states	0	1
Total Alpine	1,326	4,428

⁽¹⁾ Excluding sales to government departments.

Sales⁽¹⁾ of the LADA brand

By sales volume PCs + LCVs

LADA markets	2020	2019
Germany	1,812	2,533
Balkan States	234	379
Austria	138	224
Czech Republic	121	136
Baltic states	31	453
Italy	6	46
Poland	4	27
France	4	8
Slovakia	3	1,023
Hungary	1	635
Finland	1	3
Croatia	1	6
Serbia	0	413
Belgium+Luxembourg	1	67
Spain+Canary islands	0	18
Switzerland	1	17
Total LADA	2,358	5,990

Groupe Renault sales⁽¹⁾ by brand and model

By sales volume PCs + LCVs

Passenger Cars (PCs)	2020	2019
Renault		
Captur	176,823	223,313
Clio	246,262	316,102
Other	470	1,145
Espace	4,347	9,566
Kadjar	63,478	109,973
Kangoo/Kangoo, Z.E.	8,548	9,886
Koleos	6,928	12,123
Master	1,507	610
Mégane/Scenic	109,090	204,179
Talisman	8,030	16,006
Trafic	11,492	14,426
Twingo	68,496	86,950
Twingo Electric	5,106	0
ZOE	98,858	45,847
Total, Renault	809,435	1,050,126
Dacia		
Other	21	27
Dokker	26,209	33,211
Duster	132,531	212,650
Lodgy	19,510	29,718
Logan	21,497	36,428
Sandero	158,971	217,158
Spring	1,722	0
Total, Dacia	360,461	529,192
Alpine		
A110	1,326	4,428
Total Alpine	1,326	4,428

⁽¹⁾ Excluding sales to government departments.



Passenger Cars (PCs) (continued)

LADA	2020	2019
4x4	1,482	2,951
Other	197	817
Granta	0	14
Kalina	0	81
Vesta	558	1,540
Total LADA	2,237	5,403

Total PCs Groupe	1,173,459	1,589,149
-------------------------	------------------	------------------

Light Commercial Vehicles (LCVs)

Renault	2020	2019
Alaskan	210	968
Captur	1,050	1,755
Clio	19,296	27,963
Other	13,216	15,855
Kadjar	676	692
Kangoo	54,428	88,401
Kangoo Z.E.	9,919	10,111
Master/Master Z.E.	77,852	83,941
Megane/Scenic	4,274	5,738
Trafic	63,221	83,428
Twingo	192	218
ZOE	1,957	1,292
Total Renault	246,291	320,362

Dacia	2020	2019
Other	51	45
Dokker	22,154	32,056
Duster	2,244	2,801
Lodgy	25	48
Logan	73	114
Sandero	936	671
Total Dacia	25,483	35,735

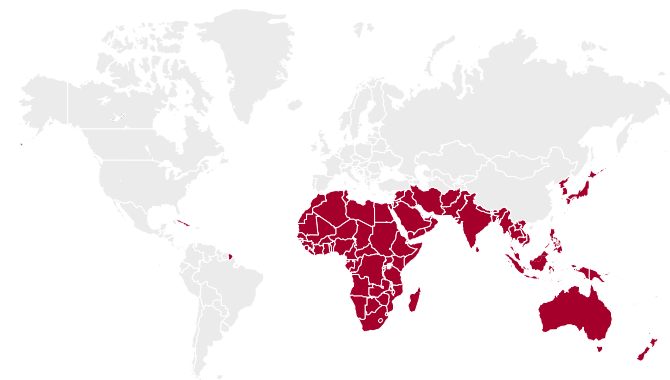
LADA	2020	2019
4x4	111	557
Other	10	30
Total LADA	121	587

Total LCVs Groupe	271,895	356,684
--------------------------	----------------	----------------

Total PCs + LCVs Groupe	1,445,354	1,945,833
--------------------------------	------------------	------------------

⁽¹⁾ Including sales to government departments.

SALES AFRICA, MIDDLE EAST, INDIA AND PACIFIC REGION



Total industry volumes Africa - Middle East - India - Pacific region

By volume, PCs + LCVs

Main markets	2020	2019
Japan	4,503,621	5,089,109
India	2,858,011	3,519,889
South Korea	1,847,342	1,752,164
Australia	891,551	1,034,379
Thailand	760,231	1,007,551
Malaysia	507,489	604,287
Indonesia	483,780	1,030,126
Saudi Arabia	446,750	535,021
South Africa + Namibia	360,103	509,542
Vietnam	240,811	281,262
Philippines	238,292	410,406
Egypt	219,000	170,568
Israel	216,954	258,632
Morocco	133,308	165,916
Pakistan	124,429	187,714
New Zealand	115,764	149,293
TIV Africa - Middle East - India - Pacific	14,786,093	17,910,171

Sales⁽¹⁾ of the Renault brand

By volume of TIV, PCs + LCVs

Main Renault markets	2020	2019
India	80,518	88,869
South Africa + Namibia	16,687	27,249
Morocco	16,557	24,238
Egypt	14,245	15,550
FOD ⁽²⁾	10,960	12,840
Saudi Arabia	8,124	8,839
Israel	7,837	9,831
Australia	6,904	8,634
Japan	5,775	6,454
South Korea	5,639	7,778
Total Renault	199,903	279,139

⁽¹⁾ Sales volume + Brokers. ⁽²⁾ French Overseas Departments: Réunion, Martinique, Guadeloupe, Guyane and Saint Pierre-and-Miquelon.



Sales⁽¹⁾ of the Dacia brand

By volume of TIV, PCs + LCVs

Main Dacia markets	2020	2019
Morocco	38,173	46,043
FOD ⁽²⁾	5,212	6,879
Israel	2,108	3,317
Tunisia	1,626	1,343
New Caledonia	801	887
Mayotte	452	438
Algeria	378	23,066
Tahiti	331	665
Lebanon	96	316
Palestine	40	88
Total Dacia	52,350	88,732

Sales of the Alpine brand

By sales volume PCs

Alpine markets	2020	2019
Japan	183	349
Singapore	9	15
Australia	7	35
FOD ⁽²⁾	0	4
Total Alpine	199	403

Sales⁽¹⁾ of the LADA brand

By volume of TIV, PCs + LCVs

LADA markets	2020	2019
Egypt	2,183	2,603
Jordan	116	97
Lebanon	103	257
Ghana	75	0
Tunisia	49	77
Total LADA	2,526	3,034

Sales⁽¹⁾ of the Renault Samsung Motors brand

By volume of TIV, PCs + LCVs

Renault Samsung Motors markets	2020	2019
South Korea	90,300	79,081
Total Renault Samsung Motors	90,300	79,081

Sales of the Jinbei&Huasong brands

By sales volume PCs + LCVs

Jinbei&Huasong markets	2020	2019
Egypt	650	500
Nigeria	200	0
Myanmar	87	129
South Africa + Namibia	28	39
Angola	20	0
Vanuatu	10	10
Jordan	0	200
Cuba	0	3
Lebanon	0	12
Bangladesh	2	0
Total Jinbei&Huasong	997	893

⁽¹⁾ Sales volume + Brokers. ⁽²⁾ French Overseas Departments: Réunion, Martinique, Guadeloupe, Guyane and Saint Pierre-and-Miquelon.

Groupe Renault sales⁽¹⁾ by brand and model

By sales volume PCs + LCVs

Passenger Cars (PCs)	2020	2019
Renault	2020	2019
Captur	7,214	9,442
Captur,GA	5	1,782
Clio	17,597	49,247
Other	1,060	1,668
Duster	12,493	22,770
Kadjar	3,056	5,683
Kangoo/Kangoo,Z.E.	10,909	10,552
Koleos	4,253	4,421
Kwid	44,992	66,206
Lodgy	49	634
Logan	11,188	31,536
Mégane/Scenic	12,823	15,884
Sandero	5,713	9,802
Talisman	94	297
Twingo	2,906	2,943
Twingo Electric	10	0
Triber	42,507	24,192
Trafic	207	475
ZOE	870	499
Total Renault	177,946	258,033
Dacia	2020	2019
Dokker	9,222	11,750
Duster	11,971	19,257
Lodgy	5,912	2,717
Logan	8,964	12,606
Sandero	13,086	38,991
Total Dacia	49,155	85,321
Renault Samsung Motors	2020	2019
Qm3	0	4,702
Qm6	46,825	47,640
Sm3/Sm3 Z.E.	857	3,475
Sm5	0	3,200
Sm6	8,527	16,263
Sm7	0	3,801
Xm3	34,091	0
Total Renault Samsung Motors	90,300	79,081
Alpine	2020	2019
A110	199	403
Total Alpine	199	403
LADA	2020	2019
4x4	105	203
Granta	2,276	2,670
Largus	34	24
Vesta	51	59
Total LADA	2,466	2,956
Jinbei	2020	2019
Total Jinbei	4	5
Total PCs Groupe	320,070	425,799

⁽¹⁾ Sales volume + Brokers.



Light Commercial Vehicles (LCVs) (continued)

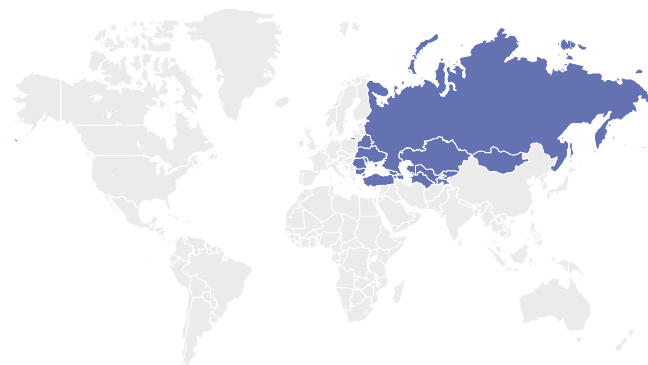
Renault	2020	2019
Alaskan	0	72
Captur	10	37
Clio	393	484
Other	248	262
Dokker	4,379	3,939
Duster Oroch	264	397
Kangoo/Kangoo Z.E.	3,993	3,823
Master	10,084	9,385
Trafic	2,586	2,707
Total Renault	21,957	21,106
Dacia	2020	2019
Dokker	3,101	3,257
Duster	85	122
Sandero	9	32
Total Dacia	3,195	3,411
LADA	2020	2019
Granta	1	0
Largus	59	78
Total LADA	60	78
Jinbei	2020	2019
Total Jinbei	993	888

Total LCVs Groupe	26,205	25,483
--------------------------	---------------	---------------

Total PCs + LCVs Groupe	346,275	451,282
--------------------------------	----------------	----------------

⁽¹⁾ Sales volume + Brokers.

SALES EURASIA REGION



Total industry volumes Eurasia

By volume, PCs + LCVs

Main markets	2020	2019
Russia	1,598,369	1,759,532
Turkey	772,788	479,060
Romania	195,000	197,103
Ukraine	146,128	181,889
Kazakhstan	95,493	97,608
Uzbekistan	89,202	71,818
Belarus	51,861	64,505
Bulgaria	30,258	43,785
Total TIV Eurasia	2,997,561	2,927,003

Sales of the Renault brand

By volume of TIV, PCs + LCVs

Main Renault markets	2020	2019
Russia	128,408	144,989
Turkey	101,534	64,977
Ukraine	17,128	16,480
Romania	11,799	15,427
Belarus	6,892	11,895
Total Renault	272,164	261,821

Sales of the Dacia brand

By volume of TIV, PCs + LCVs

Main Dacia markets	2020	2019
Romania	47,380	54,638
Turkey	30,800	20,006
Bulgaria	3,683	5,772
Moldavia	828	1,232
Total Dacia	82,691	81,648

Sales of the Alpine brand

By sales volume PCs

Alpine markets	2020	2019
Bulgaria	1	0
Romania	1	0
Total Alpine	2	0



Sales of the LADA brand

By volume of TIV, PCs + LCVs

Main LADA markets	2020	2019
Russia	343,512	362,356
Kazakhstan	17,454	15,364
Belarus	10,317	16,281
Uzbekistan	5,031	6,631
Azerbaijan	1,102	1,592
Total LADA	378,832	403,663

Sales of the AvtoVAZ brand

By sales volume PCs

AvtoVAZ markets	2020	2019
Russia	8,822	1302
Kazakhstan	674	32
Azerbaijan	105	0
Belarus	99	5
Uzbekistan	51	0
Ukraine	38	13
Armenia	34	2
Total Avtovaz	9,823	1,354

Groupe Renault sales by brand and model

By sales volume PCs + LCVs

Passenger Cars (PCs)

Renault	2020	2019
Arkana	17,978	12069
Captur	3,160	4,271
Captur GA	21,353	27,619
Clio	55,144	35,339
Other	0	2
Dokker	212	1,431
Duster	39,361	47,626
Kadjar	2,156	2,813
Kangoo/Kangoo Z.E.	52	22
Koleos	560	1,501
Lodgy	206	235
Logan	47,416	50,572
Master	60	41
Megane/Scenic	43,405	28,277
Sandero	31,462	37,563
Talisman	201	569
Trafic	300	452
ZOE	1,017	437
Total Renault	264,043	250,839

Groupe Renault sales by brand and model (afterpart)

By sales volume PCs + LCVs

Passenger Cars (PCs)

Dacia	2020	2019
Dokker	2,347	3,077
Duster	31,154	24,453
Lodgy	2,625	2,988
Logan	22,236	28,527
Sandero	16,352	15,729
Total Dacia	74,714	74,774

Alpine	2020	2019
A110	2	0
Total Alpine	2	0

LADA	2020	2019
4x4	35,038	38,749
Other	30	73
Granta	136,249	145,916
Largus	41,648	48,201
Niva	11,002	0
Vesta	118,350	126,298
XRAY	22,191	32,442
Total LADA	364,508	391,679

AvtoVAZ	2020	2019
Niva	9,823	1,354
Total AvtoVAZ	9,823	1,354

Total PCs Groupe	285,836	332,714
-------------------------	----------------	----------------

Light Commercial Vehicles (LCVs)

Renault	2020	2019
Dokker	1,933	2,456
Other	2	5
Kangoo/Kangoo Z.E.	974	3,189
Master	4,287	4,179
Trafic	925	1,153
Total Renault	8,121	10,982

Dacia	2020	2019
Dokker	7,859	6,490
Other	12	4
Duster	106	380
Total Dacia	7,977	6,874

LADA	2020	2019
4x4	175	500
Granta	1,669	1,401
Largus	12,480	10,083
Total LADA	14,324	11,984

Total LCVs Groupe	30,422	29,840
--------------------------	---------------	---------------

Total PCs + LCVs Groupe	743,512	748,486
--------------------------------	----------------	----------------



SALES AMERICAS REGION



Total industry volumes Americas

By sales volume, PCs + LCVs

Main markets	2020	2019
Brazil	1,941,834	2,651,737
Mexico	949,353	1,317,727
Argentina	324,542	441,506
Chile	259,044	348,575
Colombia	173,121	248,689
Puerto Rico	110,832	155,507
Peru	103,487	101,928
Ecuador	78,244	119,197
Total TIV Americas	4,162,788	5,689,508

Sales of the Renault brand

By volume of TIV, PCs + LCVs

Main Renault markets	2020	2019
Brazil	131,467	239,173
Argentina	42,861	63,452
Colombia	39,848	56,639
Mexico	25,516	32,890
Chile	5,203	8,719
Total Renault	258,228	420,897

Sales of the LADA brand

By sales volume PCs + LCVs

Main LADA markets	2020	2019
Bolivia	299	235
Chile	0	48
Total LADA	299	283

Sales of the Alpine

By sales volume PCs

Main Alpine markets	2020	2019
Brazil	0	1
Total Alpine	0	1

Sales of the Jinbei brand

By sales volume PCs + LCVs

Main Jinbei markets	2020	2019
Chile	847	908
Peru	797	1,716
Bolivia	212	552
Total Jinbei	1,930	3,383

Groupe Renault sales by brand and model

By sales volume PCs + LCVs

Passenger Cars (PCs)

Renault	2020	2019
Arkana	97	0
Captur	459	566
Captur,GA	19,035	40,412
Clio	1,417	2,450
Other	872	407
Dokker	328	1,402
Duster	37,452	56,158
Koleos	2,796	3,734
Kwid	77,705	117,852
Logan	27,693	50,272
Sandero	51,962	87,900
ZOE	122	233
Total Renault	219,938	361,386

Alpine	2020	2019
A110	0	1
Total Alpine	0	1

LADA	2020	2019
4x4	133	187
Granta	75	22
Largus	37	35
Vesta	54	26
Total LADA	299	270

Jinbei	2020	2019
Total Jinbei	1,676	2,464

Total PCs Groupe	221,913	364,121
-------------------------	----------------	----------------

Light Commercial Vehicles (LCVs)

Renault	2020	2019
Alaskan	849	718
Clio	0	1
Dokker	8,654	10,980
Duster Oroch	21,363	36,332
Kangoo/Kangoo Z.E.	226	276
Master	6,901	10,703
Trafic	297	501
Total Renault	38,290	59,511

LADA	2020	2019
Largus	0	13
Total LADA	0	13

Jinbei	2020	2019
Total Jinbei	254	919

Total LCVs Groupe	38,544	60,443
--------------------------	---------------	---------------

Total PCs + LCVs Groupe	260,457	424,564
--------------------------------	----------------	----------------



SALES CHINA REGION



Total industry volumes China region

By sales volume PCs + LCVs

Main markets	2020	2019
China	23,432,840	24,368,969
Taiwan	379,915	425,000
Hong Kong	30,767	33,777
Total TIV China	23,843,522	24,827,746

Sales of the Renault brand

By volume of TIV, PCs + LCVs

Main Renault markets	2020	2019
China	2,267	21,869
Hong Kong	57	77
Total Renault	2,324	21,946

Sales of the Jinbei&Huasong brands

By sales volume PCs + LCVs

Jinbei&Huasong market	2020	2019
China	154,049	157,625
Total Jinbei&Huasong	154,049	157,625

Groupe Renault sales by brand and model

By sales volume PCs + LCVs

Passenger Cars (PCs)	2020	2019
Renault		
Captur	409	967
Other	0	20
Espace	0	497
Kadjar	842	6,428
Koleos	774	11,316
K-ZE	242	2658
Mégane/Scenic	12	36
ZOE	38	22
Total, Renault	2,317	21,944
Jinbei&Huasong	2020	2019
Total Jinbei&Huasong	481	5,980

Total PCs Groupe	2,798	27,924
-------------------------	--------------	---------------

Light Commercial Vehicles (LCVs)

Renault	2020	2019
Kangoo/Kangoo Z.E.	7	2
Total Renault	7	2
Jinbei&Huasong	2020	2019
Total Jinbei&Huasong	153,568	151,645

Total LCVs Groupe	153,575	151,647
--------------------------	----------------	----------------

Total PCs + LCVs Groupe	156,373	179,571
--------------------------------	----------------	----------------



VEHICLE RANGE

RENAULT - Passenger Cars - Europe



Twingo



Clio



Captur



New Mégane
Also exists in Estate version



Scenic
Also exists in Grand Scenic version



Kadjar



Arkana
Launch in 2021



New Talisman
Also exists in Estate version

RENAULT Passenger Cars - Europe



Koleos



Espace



New Kangoo
Launch in 2021



New Traffic Combi
Launch in 2021

RENAULT - Sport Cars



New Mégane R.S.



New Mégane R.S. Trophy



RENAULT - Passenger Cars internationally



Kwid
Also exists in Latam version



Logan
Also exists in Latam version



Sandero
Also exists in Stepway and RS version



New Kaptur



New Mégane Sedan



New Duster
Launch in 2021



Alaskan



Oroch



Arkana

RENAULT - Passenger Cars internationally



Kiger
Launch in 2021



Triber



New Express
Launch in 2021

RENAULT - Light Commercial Vehicles (LCV's)



New Kangoo Van
Launch in 2021



New Express Van
Launch in 2021



Kangoo Latam
Also exists in PC version



Master



Traffic
Launch in 2021



RENAULT - Electric vehicles



Twizy



Twingo Electric



ZOE



Renault City K-Z.E.



Master Z.E.



Kangoo Z.E.

RENAULT - Hybrids vehicles



Clio E-TECH Hybrid



Captur E-TECH Plug-in Hybrid



New Mégane E-TECH Plug-in Hybrid
Also exists in Estate version



Captur E-TECH Hybrid
Launch in 2021



Arkana E-TECH Hybrid

ALPINE



Alpine A110



Alpine A110 S



RSM



QM6



XM3



SM6

DACIA - Light commercial vehicle (LCV's)



Dokker Van

DACIA - Electric vehicle



All-new Spring

DACIA - Passengers Cars



Dokker / Dokker Stepway



Lodgy / Lodgy Stepway



All-new Sandero



All-new Sandero Stepway



Duster



New Logan



LADA



Vesta SW / Vesta SW Cross



Largus / Largus Cross



Granta Cross



Granta



XRAY / XRAY Cross



4x4



Vesta / Vesta Sport



Niva



POWERTRAIN RANGE

As a full-line carmaker, Groupe Renault offers a range of powertrains adapted to the needs of its customers around the world.

Engines

Petrol engines	
Normally aspirated	Turbo
B4A SCe 55	H4Bt TCe 75/90/LPG
B4D SCe 65/70 1.0 SCe / 1.0 SCe Flex TCe 65 / SCe 80 Flex	H4Dt TCe 95/100/LPG
H4K 1.5 16v 106	H5Ft TCe 115/130
K7M 1.6 8v 85	H5Ht Tce 100/115/130/140/150/155/160
K4M 1.6 16v 105/1.6 16v 110	M5Mt TCe 190/205/220
H4M SCe 100/115/120/125 1.6 SCe Flex SCe 115 LPG / SCe 115 FLEX / SCe 120	M5Pt TCe 225/250/300/Alpine A110s
F4R 2.0 16v 145 2.0 16v 150 Flex	
QR25 SCe 170/175	
M4R SCe 140 / LPG 140	
M5R SCe 145/150	
	Hybrids engines
	E-TECH Hybrid 140
	E-TECH Plug-in Hybrid 160

Diesel engines	Electric engines
K9K dCi 70/75/85/90/95/110 Blue dCi 75/80/95/115	5AM Gen2 65kW/70kW
R9M dCi 95/130	3CG 4kW / 13kW
R9M Twin Turbo dCi 160	5AQ Gen3 44/57/80/100 kW
R9N dCi 120/150/160	5AL Gen3 55kW
M9R dCi 175 Blue dCi 120/145/160/170/190/200	4DB 33kW
M9T dCi 110/125/130/150	
M9T Twin Turbo dCi 130/145/165/170 Blue dCi 140/150/180	

Gearboxes

Manual	Automated manual
SG1 MT5 - 100 N.m	SA1 AM5 - 120 N.m
JH3-JHQ MT5 - 160 N.m	JS3 AM5 - 160 N.m
JRQ MT5 - 200 N.m	TS4 AM6 - 260 N.m
TL4 MT6 - 260 N.m	PA0 AM6 - 380 N.m
TL6 MT6 285 N.m	
ND4 MT6 - 320 N.m	
ND5 MT6 - 340 N.m	
PF6 MT6 - 380 N.m	
PK4 MT6 - 400 N.m	
JT4 MT6 - 220 N.m	
JE3 MT5 - 160 N.m	
ZF4 MT6 - 380 N.m	
ND8 MT6 - 4WD - 360 N.m	
TL8 MT6 - 4WD - 260 N.m	
	Automatic
	DP AT4 2WD / 4WD - 250 N.m
	AJ AT6 - 4WD 450 N.m
	HG AT7 - 4WD 450 N.m
	DC EDC6 170/240 N.m
	DW EDC6 - FWD - 450 N.m EDC7 - 300/320 N.m
	UK CVT - 330 N.m CVT 4WD 330 N.m
	DXK CVT - 150 N.m
	FK CVT - 250/380 N.m CVT 4WD - 250/380 N.m
E-TECH	
DB E-tech - 350 N.m	



SERVICES

Purchasing

The Purchasing Division buys the parts, services and equipments for Groupe Renault worldwide operations. It meets all of the company's needs thanks to a panel of responsible and competitive suppliers in terms of quality, cost, lead time on development and management.

Cost of Groupe Renault purchases

Scope: worldwide – in billion of euros	2019	2018
Automotive components ⁽¹⁾	21.31	29.87
Industrial goods, tertiary purchasing and services, logistics	6	6.64
After-sales ⁽²⁾	1.23	1.65
Total	28.54	35.16

⁽¹⁾ Including Alliance component purchasing (Nissan, Daimler and AVTOVAZ). ⁽²⁾ Including tires and accessories purchasing.

Supply Chain

The Supply Chain's activities extend from parts suppliers all the way to the transport of vehicles to customers; and from the project phase through to production and delivery.

AILN platform activities

Volumes (in m³) at December 31, 2020

AILN Platforms	Total	IPO ⁽¹⁾ export activity	Local distribution activity ⁽²⁾	Import activity
AILN France	153,531	139,782		13,749
Bursa (Turkey)	162,566	162,566		
Busan (South Korea)	58,272	58,272		
Chennai (India)	113,945	113,945		
Córdoba (Argentina)	9,958	9,958		
Curitiba (Brazil)	218,632	218,632		
Mioveni (Romania)	801,985	801,555	430	
Moscow (Russia)	10,524	10,524		
Pune (India)	37,143	37,143		
Tangiers (Morocco)	92,362	92,362		
Valladolid (Spain)	227,805	170,444	9,800	47,561
Total	1,886,723	1,815,183	10,230	61,310

⁽¹⁾ Individual Parts Orders. ⁽²⁾ Local distribution activity (for after-sales).

Sales Network

Groupe Renault sells its vehicles and services of the Renault, Dacia, Renault Samsung Motors, Alpine, LADA and Jinbei brands worldwide through around 12,350 points of sales. There are 10,653 locations for Renault, 7,842 for Dacia (mostly in common with Renault), 715 for RSM, 470 for LADA, 81 for Alpine and 246 for Jinbei.

Number of Renault locations at the end of 2020

Region	R1* locations	Incl. France	R2** locations	Incl. France	Total locations
Europe	2,670	620	5,249	3,000	7,919
AMI Pacific	1,025		205		1,230
Eurasia	415		46		461
China	129				129
Americas	845		69		914
Total	5,084		5,569		10,653

* Primary network. ** Secondary network.

RCI Bank and Services

RCI Bank and Services is a wholly-owned subsidiary of Renault SAS.

New financing and outstanding loans

In million of euros	2020	2019
Penetration rate excluding companies accounted ⁽¹⁾ (for NV)	47.5%	44.2%
New vehicle financing	17,828	21,395
Number of vehicle contracts (in thousands)	1,520	1,798
Average performing assets	46,907	47,410

⁽¹⁾ Companies accounted for under the equity method are Russia, Turkey and India.

Services activity: RCI Bank and Services is stepping up the development of this activity, with 4,601,562 contracts sold in 2020.

Penetration and net assets by region

Net assets at year-end as a % and in million of euros

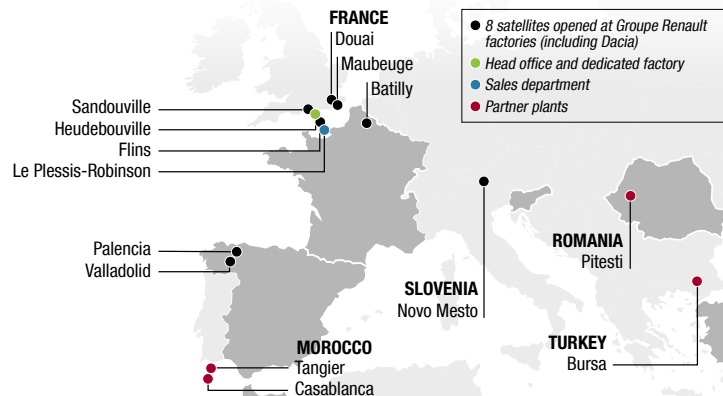
	2020	2019	2020	2019
France	54.9%	49.3%	42,635	45,413
Europe (with France)	48.9%	45.4%	15,993	15,579
Africa, Middle East, India	41.8%	40.9%	2,072	2,168
Americas	41.6%	38.0%	2,157	3,145
Eurasia	29.6%	29.7%	331	318

Renault Tech

Mission

For more than 10 years Renault Tech, thanks to its unique know-how in terms of industrial tailor-made, designs, produces and commercializes vehicle conversions and provides all associated services for the entire Groupe Renault, the Alliance and partners, in response to the needs of both private and professional customers, in compliance with the Groupe Quality standards.

2020 key figures





ALLIANCE



RENAULT NISSAN MITSUBISHI

Founded in 1999, the Renault-Nissan Alliance is a cross-border partnership between two major manufacturers in the automotive industry. Mitsubishi joined the Alliance in October 2016.

Chaired by Jean-Dominique Senard, the Alliance Operating Board supervises the operations and governance of the Renault - Nissan - Mitsubishi Motors Alliance.


In May 2020, Alliance adopted a new cooperation business model to support member-company competitiveness and profitability.


- Alliance partners to leverage leader-follower scheme to enhance efficiency and competitiveness in products and technologies.
- Individual members to be reference for the regions where they have key strengths, acting as a gateway and support mechanism for partners' competitiveness.
- Alliance continues to benchmark performance in products, technologies and markets against top industry standards.


Photo credits: cover: © CG Watkins - ADDITIVE
P2 : © CG Watkins - ADDITIVE · © Renault Marketing
3D-Commerc : © Lacen Studio, Publicis Conseil
P34-42 : ©Renault communication, Alpine ©Yannick BROSSARD,
RSM ©Renault Samsung Motor, Dacia ©Jean-Brice Lema ©LADA,
Design and production: Axiom Graphic.





Find all our latest news on
www.Groupe.Renault.com
and follow us on social networks:

 @Groupe_Renault

 Groupe Renault

 @GroupeRenault

 @GroupeRenault

 Groupe Renault

Renault

13-15, quai Le Gallo

92513 Boulogne-Billancourt Cedex – France

Tel. : +33 (0)1 76 84 04 04

Groupe Renault Communication