

## CHAPTER 39

### ROYAL NAVY OFFICERS AND RATINGS

#### CONTENTS

##### SECTION 1 - INTRODUCTION

**Para**

- 3901. Dress Tables
- 3902. Outfit Scales
- 3903. Royal Naval Reserve Uniform

##### SECTION 2 - DETAILS OF RANK/RATE AND OTHER DISTINGUISHING INSIGNIA

- 3904. Distinction Marks of Rank - Sleeve Lace
- 3905. Distinguishing Marks on Shoulder Rank Boards and Slides
- 3906. Midshipmen
- 3907. Young Officers
- 3908. QARNNS Officers and Ratings
- 3909. RNR Officers
- 3910. Combined Cadet Force (CCF) Officers and Sea Cadet Officers
- 3911. CCF Officers, Sea Cadet Officers, School Staff Instructors and Cadets
- 3912. Distinction Cloth and Civilian Officers
- 3913. Aiguillettes
- 3914. Royal Cyphers
- 3915. Badges Worn by Officers
- 3916. Badges Worn by Warrant Officers, Senior and Junior Ratings
- 3917. Royal Navy Police
- 3918. Submarine Badge
- 3919. Royal Navy Deterrent Patrol Pin
- 3920. Parachutist Badge
- 3921. Good Conduct Badges
- 3922. Stars and Crowns
- 3923. Specialist Qualification Badges
- 3924. Cap Ribbons
- 3925. Insignia and Badges Worn with No 4 RN Personal Clothing System (No 4 RNPCS)
- 3926. Insignia and Badges Worn with Multi Terrain Pattern Clothing System (MTP)

**ANNEXES**

- Annex 39A** RN Dress Tables
- Annex 39B** RN and QARNNS Officers Outfit Scales
- Annex 39C** RN and RNR Ratings Kit Scales
- Annex 39D** Gratuitous Issue of Badges RN Ratings
- Annex 39E** Illustrations of RN and QARNNS Badges of Rank/Rate and Other Insignia
- Annex 39F** Royal Naval Volunteer Band

## CHAPTER 39

### ROYAL NAVY OFFICERS AND RATINGS

#### SECTION 1 - INTRODUCTION

##### **3901. Dress Tables**

Details are given in the tables at [Annex 39A](#). For the Orders of Dress to be worn at Court functions, or at Joint Services functions when members of the Royal Family are present, see the Joint Service Ceremonial Dress Table in Chapter 43.

##### **3902. Outfit Scales**

RN and QARNNS Officers Outfit Scales are at [Annex 39B](#); RN and RNR Ratings' Kit Scales are at [Annex 39C](#).

##### **3903. Royal Naval Reserve Uniform**

Royal Naval Reserve personnel wear the same uniform as regular RN personnel of the same rank except as detailed in this Chapter and at Chapter 45.

**SECTION 2 - DETAILS OF RANK/RATE AND OTHER DISTINGUISHING INSIGNIA****3904. Distinction Marks of Rank - Sleeve Lace**

a. The distinguishing marks of rank worn on the sleeves of the ceremonial day coat, reefer jacket, blue mess jacket and the tail coat worn by Captains and above consist of rows of gold lace with a circle (or 'curl') on the top (or only) row. The lace is continuous around each sleeve. Distinguishing marks of ranks are as follows:

- Admiral of the Fleet: 4 rows of 14mm lace above a band of 45mm lace.
- Admiral: 3 rows of 14mm lace above a band of 45mm lace.
- Vice-Admiral: 2 rows of 14mm lace above a band of 45mm lace.
- Rear-Admiral: 1 row of 14mm lace above a band of 45mm lace.
- Commodore: A band of 45mm lace with a circle of 13mm lace.
- Captain: 4 rows of 14mm lace.
- Commander: 3 rows of 14mm lace.
- Lieutenant-Commander: 2 rows of 14mm lace with a row of 7mm lace between.
- Lieutenant: 2 rows of 14mm lace.
- Sub-Lieutenant: 1 row of 14mm lace.

b. For Rear-Admirals and above the circle is 50mm in diameter, for other officers 45mm. For Commodores the circle is sewn immediately above the centre of the broad band, for other officers it is formed out of the upper row of lace with the upper part of the curl leading to the rear.

c. The space between the rows is to be 6mm.

d. The distance of the bottom edge of the lace from the cuff depends on the length of the sleeve and the amount of lace. The following distances are suitable for sleeves of average length:

- Admiral of the Fleet: 35mm
- Admiral: 45mm
- Vice-Admiral: 55 mm
- Rear-Admiral and Captain: 65mm
- Commodore, Commander and Lieutenant-Commander: 75mm

- Lieutenant: 80mm
- Sub-Lieutenant: 90mm

### 3905. Distinguishing Marks on Shoulder Rank Boards and Slides

- a. Flag Officers and Commodores wear shoulder rank boards, as illustrated at [Annex 39B](#), with silver devices superimposed on 45mm gold lace on the ceremonial day coat, greatcoat, white tunic, bush jacket and white mess jacket. On short sleeved white shirts, shoulder boards with either silver devices or rank lace may be worn as appropriate. On other garments that are fitted with shoulder flaps, such as the jersey and long sleeved shirt, officers wear shoulder rank slides with rank markings as sleeve lace.
- b. RN Police Officers will wear the wording 'RN POLICE' embroidered on the lower edge of the rank board or slide.
- c. All other Officers wear the same rank markings on shoulder rank boards and slides as for sleeve lace.

### 3906. Midshipmen

Midshipmen wear a white 'turnback' at each lapel on the collar of blue uniform jackets. Similar but smaller white turnbacks are worn as shoulder rank boards and slides. The buttons are to be removed from shoulder rank slides when they are worn with flying clothing.

### 3907. Young Officers

Young Officers wear various combinations of rank slides dependent on their stage of training, as follows:

- a. **Militarisation Term.** During Militarisation Term no shoulder slides are worn; Young Officers may be identified as officers by their cap and beret badges.
- b. **Marinisation and Initial Fleet Time.** During Marinisation and Initial Fleet Time, white rectangular shoulder slides are worn with working rig. Curved upper-sleeve flashes are worn on both sleeves of the blue No1 uniform jacket, in conjunction with rank lace or Midshipmen's turnbacks.
- c. **Senior Upper Yardmen.** SUYs wear white shoulder slides and curved upper-sleeve flashes as for Para 3907 [sub para b](#) until passing out of training at Britannia Royal Naval College.

**3908. QARNNS Officers and Ratings**

QARNNS Officers and ratings wear the same uniforms and rank insignia as RN Officers and ratings, but with the following differences related to the requirement to reflect the royal patronage of Princess Alexandra, as follows:

a. **Clinical Ward Uniform.** On the clinical ward uniform jacket fitted with shoulder flaps, Nursing Officers and Ratings wear the same rank/rate markings as would be worn on No 4 daily working dress (AWD or RN Personal Clothing System) shoulder flaps. The cloth name badge, incorporating Queen Alexandra's monogram is to be sewn on the jacket/tunic. The badge on female jackets/tunics is to be sewn with the top of the badge in line with the press-stud and positioned mid-way across the vertical seam. For male jackets/tunics the badge is to be sewn 150mm vertically down from the shoulder seam and mid-way between the centre of the garment and the seam of the sleeve.

b. **Queen Alexandra's Insignia**

(1) **Officers.** On blue uniform jackets, rank lace is surmounted by a separate Queen Alexandra's monogram (NSN 8455-99-869-2910) in red and gold superimposed on a fowl anchor in gold on black cloth. It is worn on both sleeves, positioned centrally 5mm above the circle in the uppermost row of rank lace. On No 4 daily working dress (AWD or RN Personal Clothing System) no Queen Alexandra's monogram is worn. If worn with Mess Dress, the Queen Alexandra's monogram (NSN 8455-99-416-0230) should be positioned as above (branch badges are not worn on Mess Dress).

(2) **Ratings.** On blue uniform jackets the Queen Alexandra's monogram (NSN 8455-99-416-0230) in red and gold on black cloth is worn on the right arm, in the midline 3cm below the shoulder seam (and above the branch badge for AB, LH and PO). On No 4 daily working dress (AWD or RN Personal Clothing System) branch badges are to be worn in accordance with BRd 3(1) Para 3916 [Table 39-1](#). The Queen Alexandra's monogram (NSN 8455-99-869-2921) is to be worn on the right arm, in the midline 30mm below the shoulder seam (and above the branch badge for AB, LH and PO).

(3) **Warrant Officers.** In keeping with the traditions of the Service, Warrant Officers wear the Royal Arms on both cuffs of the blue uniform jacket with the bottom of the badge 127mm from the end of the sleeve. A smaller version of the same badge is worn on the mess jacket. WO NNs do not wear Queen Alexandra's monogram, organisational insignia or branch badges on blue uniforms or No 4 daily working dress (AWD or RN Personal Clothing System – see BRd 3(1) Para 3906 [Table 39-1](#)).

**3909. RNR Officers**

As part of the RNR integration process the gold letter 'R' in the curl has been removed and is no longer worn by RNR Officers on Lists 1 to 3 (inclusive). RNR Honorary Officers retain the gold 'R' in the curl.

### **3910. Combined Cadet Force (CCF) Officers and Sea Cadet Officers**

CCF and Sea Cadet Officers wear the same uniform as RN except that waved rows of 10mm gold distinction lace are worn with a waved curl on the uppermost row. The Lieutenant Commander's narrow stripe is 3mm wide, waved and spaced 10mm from the outside stripes.

### **3911. CCF Officers, Sea Cadet Officers, School Staff Instructors and Cadets**

CCF Officers, Sea Cadet Officers, School Staff Instructors and Cadets of the aforementioned organisations are entitled to receive certain items of uniform clothing at public expense. The scales of uniform and the procedures for demanding and accounting for uniform are contained in the following:

- a. **CCF, SSI and Cadets.** JSP 313 Naval Supplement to Part II (Annexes C and D Uniform Scales).
- b. **SCC.** Appendices to the Sea Cadet Regulations (ASCR) Section 1 which can be found at [www.sccheadquarters.com](http://www.sccheadquarters.com).

Once on the web site:

- Click on Regulations/Publications.
- Click on ASCR (Appendices to the Sea Cadet Regulations).
- Click on ASCR 3 (on the table), Section 1.

### **3912. Distinction Cloth and Civilian Officers**

Medical and Dental officers wear a stripe of distinction cloth in the interval or intervals between the lace worn on cuff and shoulder insignia and below a single row of lace. Colours of distinction cloth are as follows:

- a. **Medical:** Scarlet.
- b. **Dental:** Orange.

When required to wear uniform, civilian officers wear the uniform prescribed for Naval officers of equivalent rank with the addition of green distinction cloth between the rows of lace.

### **3913. Aiguillettes**

- a. Aiguillettes (plain gold wire, gimp or gimp and orris as appropriate) are worn on the right shoulder with Number 1A, 1B, 1C, 2A and 2B dresses on all formal occasions by the following:

- (1) Admirals of the Fleet.
- (2) Officers holding the specific posts of Vice Admiral of the United Kingdom and Rear Admiral of the United Kingdom.
- (3) Personal Aides-de-Camp to the Queen.
- (4) Aides-de-Camp to the Queen.
- (5) Naval Equerries to the Queen or to members of the Royal Family.

- (6) Honorary Physicians, Chaplains, Surgeons, Dental Surgeons and Nursing Officers to the Queen.
  - (7) Defence Services Secretary.
  - (8) Officers appointed as Aides-de-Camp or Comptrollers to a Governor General.
  - (9) Aide-de-Camp to the Lord High Commissioner to the General Assembly to the Church of Scotland.
- b. Board type aiguillettes (gold with navy blue flecks, miniature silver anchors on metal tags) are worn on the right shoulder by the following:
- (1) Naval Members of the Defence Council.
  - (2) Naval Members of the Admiralty Board.
- c. Staff type aiguillettes (gold with navy blue flecks) are worn on the right shoulder by the following:
- (1) Naval Assistant to the Secretary of State for Defence.
  - (2) Officers appointed as Aides-de-Camp to a Governor or Lieutenant Governor.
- d. Staff type aiguillettes (gold with navy blue flecks) are worn on the left shoulder by the following:
- (1) Personal staffs of all members of the Defence Council, VCDS and Commander Joint Force Command.
  - (2) MA to DSACEUR/COFS.
  - (3) MA to DG Log SC.
  - (4) Executive Assistants, Secretaries and Naval Assistants to Naval Members of the Admiralty Board.
  - (5) The Flag Lieutenant to the Admiralty Board, Executive Assistants, Secretaries, Flag Lieutenants and Aides-de-Camp to:
    - (a) 2SL.
    - (b) Fleet Commander.
    - (c) All Maritime Battle Staff (currently COMATG, CIOMYUKCSG, COMUKMARFOR).
    - (d) Flag Officer Sea Training.
    - (e) Flag Officer Scotland, Northern England and Northern Ireland.



- (f) Secretary to CBNS US.
  - (g) Flag Officer Reserves.
- e. Staff type aiguillettes are also worn on the left shoulder by the following:
- (1) Personal staff of the Chairman of the Military Committee, NATO.
  - (2) Secretary and Flag Lieutenant to UKMILREP, NATO.
  - (3) Secretary and Flag Lieutenant to COS to COM-MCC-NAPLES.
  - (4) Secretary of SACLANT REP.
  - (5) Staff of Secretary of State for Defence.
  - (6) Head of BDS US.
  - (7) Defence and Naval Attaches.
  - (8) Assistant Defence and Naval Attaches.
  - (9) Service Advisers and Assistant Advisers to HM High Commissions in Commonwealth capitals.
- f. Board or staff type aiguillettes may not be worn concurrently with ADC's or Equerry's aiguillettes. For instance, a member of the Admiralty Board or Naval Attaché who is also an ADC to The Queen wears the aiguillette appropriate to the latter appointment.
- g. Aiguillettes may only be worn by the personal staffs listed at [sub para a](#) when either accompanying, or acting in an official capacity on behalf of, the Senior Officer concerned. If on any occasion the Senior Officer does not wear aiguillettes then neither should the accompanying personal staff.
- h. 'Formal Occasions' are defined as those when swords or decorations are worn and when particular formality is called for outside the normal day-to-day routine of work or practice.
- i. Officers of Captain rank and above will receive a gratuitous issue of aiguillettes on the first assignment with requirement; they will then form part of the officer's enduring standard uniform. They are issued on Form S105 for MJDI account action (Captains and above retire retaining the title and hence are often required to continue to wear aiguillettes for official functions as civilians for military led events).
- j. All Officers below the rank of Captain will be issued aiguillettes on appointment to a post requiring them, and draw them for their period of entitlement. They will be required sign a Form C24B to acknowledge their liability to a financial charge should they fail to return the item on completion of the entitling assignment.

(1) In the event of non-return of aiguillettes, hasteners will be issued on the following dates:

(a) First hastener 1 month after agreed date for return.

(b) Second hastener 2 months after agreed date for return.

(c) Third hastener and notification of intent to commence C24B action in accordance with regulations, 3 months after agreed date of return.

k. Aiguillettes and the various accoutrements are issued on Individual Loan by the Uniform Clothing Store, HMS NELSON.

### **3914. Royal Cyphers**

a. The Royal Cypher is available in large, small and miniature sizes. It is worn by the following:

(1) Admirals of the Fleet.

(2) Officers holding the posts of Vice or Rear Admiral of the United Kingdom.

(3) Aides-de-Camp to the Queen.

(4) Honorary Physicians, Surgeons, Dental Surgeons, Nursing Officers and Chaplains to the Queen, Naval Equerries to the Queen, Defence Services Secretary.

b. In the cases of Personal Aides-de-Camp to the Queen, First and Principal Naval and Flag Aides-de-Camp to the Queen, the Officers concerned continue to wear the Cypher after relinquishing the appointment. If he or she has held the appointment under more than one Sovereign then the Cypher of each shall be worn.

c. The large Cypher is worn on aiguillette shoulder straps, including the additional strap worn with the broad riband or collar of orders.

d. The small Cypher is worn on both shoulder boards of the greatcoat, all white or khaki uniforms and on the shoulder rank slides worn with jerseys. It is placed at the foot of the gold lace for officers of Flag rank and superimposed on the lowest row of lace for other officers, with the bottom of the Cypher even with the lower edge of lace.

e. For Chaplains the Cypher should be 5mm above the bottom edge of the shoulder strap. The Chaplain's insignia is placed immediately above the Cypher.

f. The miniature Cypher is worn on the metal tags of aiguillettes by Personal Aides-de-Camp, Equerries and Extra Equerries to The Queen, and the Defence Services Secretary.

g. Personal Aides-de-Camp wear the small Cypher on all shoulder boards and soft rank insignia.

- h. When the Cyphers of more than one Sovereign are worn, the small Cypher shall be worn in each case.

### 3915. Badges Worn by Officers

a. The cap badge shall be worn in the centre of the cap front, sewn to the detachable braid band. The cloth background shall follow the outline of the badge and be trimmed no closer than 5mm to the embroidery of the badge.

b. The beret badge shall be worn over the left eye in the manner illustrated in Chapter 38.

c. Badges for additional qualifications for which specialist pay is available are worn as described below. These badges may continue to be worn after specialist pay (if appropriate) ceases to be paid. Note that qualification badges awarded by other nations may not be worn on Naval Service uniforms.

(1) **Blue Uniform.** Sewn to the centre of the left sleeve of the reefer jacket and mess jacket, 6mm above the circle in the uppermost row of rank lace and in the corresponding place in the case of Midshipmen. Officers may wear a miniature flying badge on the left sleeve of the mess jacket (purchased at their own expense).

(2) **White Tunics, Bush Jackets and Khaki/Stone Coloured Uniform.** Fixed with 'pin and clutch' attachment, badges are to be worn horizontally, 38mm centrally above the left breast pocket. If medals or medal ribbons are worn, the badge is to be worn centrally above the medals or top row of ribbons. On the white mess jacket, miniature badges are worn centrally on the left lapel over miniature medals.

d. RN Police Officers will wear a Royal Navy Police chest flash when wearing a foul weather jacket.

e. **Canes.** A silver topped cane may be carried by:

- (1) Establishment Executive Officers.
- (2) Fleet Executive Officers.
- (3) Staff Executive Officers.
- (4) Establishment First Lieutenants.

### 3916. Badges Worn by Warrant Officers, Senior and Junior Ratings

a. Warrant Officers wear the Royal Arms on both cuffs of the No 1 blue reefer jacket with the bottom of the badge 127mm from the end of the sleeve. A smaller version of the same badge is worn on the optional mess jacket.

- b. Shoulder rank slides with the Royal Arms may also be worn and are provided for Warrant Officers to wear with all appropriate uniforms.
- c. An optional shoulder board with Royal Arms may be worn on the white short sleeved shirt, the optional white mess jacket and the bush jacket.
- d. **CWO Badge.** On taking up the appointment the CWO is awarded the CWO badge and may wear it during the period of the appointment only. The badge is to be worn on the left breast in the same position as a NATO force emblem.
- e. **Canes.** A black silver topped cane surmounted by the Royal Arms may be carried by:
- (1) The Warrant Officer Naval Service (Victory cane may be carried on ceremonial occasions).
  - (2) The Command Warrant Officer to Admirals of Fighting Arms.
  - (3) Base Warrant Officers.
- f. Chief Petty Officers are distinguished by three buttons worn horizontally on each cuff of the No 1 blue reefer jacket and white tunic, 127mm from the bottom of the sleeve. Identical buttons shall be worn on the optional blue mess jacket. Chief Petty Officers are to wear branch or trade badges on each lapel of their No 1 blue reefer jacket.
- g. Shoulder rate slides with a badge comprising laurel leaves around a foul anchor surmounted by a crown are provided for wear with all appropriate uniforms. Branch or trade badges are worn on the right arm of No 4 PCS dress.
- h. Petty Officers wear a badge comprising crossed foul anchors surmounted by a crown on the left arm of blue reefer jacket and a smaller version on the optional mess jacket. Branch and trade badges are to be worn on the right arm of the blue reefer jacket. The centre of the rate and branch badges is to be mid-way between the point of the shoulder and the point of the elbow, sewn centrally onto the sleeve.
- i. Shoulder rate slides with the embroidered rate insignia are worn in the same manner as Chief Petty Officer.
- j. Leading Ratings wear a badge comprising a single foul anchor on the left arm of the No1 Dress Jacket. Rate and branch or trade badges are worn as for Petty Officers.
- k. Shoulder rate slides consisting of a foul anchor woven in gold are worn on all appropriate uniforms.

l. Able Ratings do not wear rank on No 1 uniforms. The trade or branch badge is worn on the right arm as for Petty Officers. Able Ratings wear a shoulder slide consisting of Royal Navy woven in gold worn on all other appropriate uniforms. The shoulder slides are issued on completion of Phase 1 Training. Additionally, Probationary Leading Hands (see Chapter 68) employed and operating under the Accelerated Apprentice Scheme wear the standard Leading Hand insignia in conjunction with the following:

(1) White shoulder epaulettes (NSN 8455-99-978-8918) on all appropriate uniforms.

(2) A white curved upper-sleeve flash (NSN 8455-99-978-8917) on the left arm of No1 uniform and overalls.

m. Royal Navy shoulder slides are issued on completion of Phase 1 Training. Phase 2 trainees wear the Royal Navy shoulder slides with white epaulettes.

n. **Branch Badges.** Branch badges are to be worn as detailed in [Table 39-1](#).

**Table 39-1. Wearing of Branch Badges**

Rate	No1 Dress	No2 Dress (Mess undress)	No4 Dress	Work Dress (Overalls)
WO1	Not worn			
WO2				
CPO ( <a href="#">Note 1</a> )	On both lapels	Not worn	Worn on the right arm	Worn on chest
PO ( <a href="#">Note 1</a> )	Worn on the right arm	Not worn		Worn on the right arm
LH		No equivalent rig ( <a href="#">Note 2</a> )		
AB		No equivalent rig ( <a href="#">Note 2</a> )		



**Notes:**

1. *Technician branch Senior Ratings (Med Tech, legacy GS and SM Artificers (who have lost Reserved Rights)) do not wear branch badges.*
2. *Junior Ratings wear No1 C or No2 C for formal evening dress.*

**3917. Royal Navy Police**

All RN Police WOs, Senior Ratings and Junior Ratings will wear the following:

- a. Shoulder rank slides embroidered on the lower edge with "RN POLICE".
- b. Regulating Petty Officers and Leading Regulators wear a badge comprising a crown on the right sleeve of their white short-sleeve shirt and woollen jersey. When wearing the white long sleeve shirt, Regulating Police Petty Officers wear the same design as a tie-pin.
- c. Masters at Arms wear a badge comprising laurel leaves supporting a crown as a brassard on their right wrist with a white wrist strap. On all occasions of wearing MTP, the white wrist strap is replaced with a brown wrist strap.
- d. All RN Police ratings will wear a Royal Navy Police chest flash when wearing a foul weather jacket.

**3918. Submarine Badge**

The Submarine Badge consists of the QEII commissioning crown sited above a fouled anchor supported on each side by heraldic dolphins. The badge is of gilt and shall be worn by all RN qualified submarine personnel as follows:

- a. **Blue Uniforms.** On the left breast of the reefer jacket between the lapel and the shoulder, horizontal, level with the point of the lapel. The badge should sit 6mm above medal ribbons or medals. On the mess jacket, a miniature badge is worn on the left lapel, 25mm below the point of the lapel, 6mm above miniature medals.
- b. **White Tunics, Bush Jackets and Khaki/Stone Coloured Uniform.** Submarine badges are to be worn in accordance with Para 3915 c [sub para 2](#).
- c. **No 3A Uniform.** A miniature submarine badge, as worn on Mess Jackets, may be worn, horizontally, in a central position on the tie. The miniature badge is paid for at own expense.
- d. **No 3B Uniform.** Fixed with a 'pin and clutch' attachment, the submarine badge is worn horizontally, 38mm centrally above the left breast pocket.

**3919. Royal Navy Deterrent Patrol Pin**

a. The RN Deterrent Patrol Pin consists of an image of HMS Resolution, with superimposed Polaris missile and electron rings signifying the armament and nuclear powered characteristics of the 'at sea deterrent force'. A scroll beneath the submarine is inscribed with the motto "Always Ready". The pin is a two level award dependent upon the number of patrols completed by the individual after the initial qualifying patrol (only patrols in excess of 30 days are to be counted as eligible), as detailed below;

- (1) **Silver.** Completed one to nineteen patrols.
- (2) **Gold.** Completed twenty or more patrols.

b. The RN Deterrent Patrol Pin must always be worn in conjunction with the Submarine Badge, and is to be worn by eligible personnel as follows;

(1) **Officers, Warrant Officers and Senior Ratings**

(a) **No 1 Dress.** The 62mm patrol pin is to be worn in the centre and at the top of the left breast pocket, positioned so that the top of the missile is just below the top of the pocket.

(b) **No 2C/3B.** The 62mm patrol pin is to be worn at the top of the left breast pocket, positioned so that the top of the missile is just below the top of the pocket.

(c) **No 3A.** The miniature 42mm patrol pin may be worn on the tie.

(d) **No 2 Dress (Mess Dress).** The miniature 42mm patrol pin, is to be worn 6mm below any miniature medals, or 6mm below and positioned on the centre line of the Submariner Badge if no medals are worn.

(2) **Junior Ratings**

(a) **No 1 Dress.** The 62mm patrol pin is to be worn 10mm below medals, with the missile element of the pin positioned on the centre line of the Submariner Badge. When wearing No 1C/1CW the pin is to be worn 10mm below the medal ribbon. If no medals have been awarded, then the pin is to be positioned 20mm below and on the centre line of the Submarine Badge.

(b) **No 2C/3A/3B.** The 62mm patrol pin is to be worn at the top of the left breast pocket, positioned so that the top of the missile is just below the top of the pocket.

c. The RN Deterrent Patrol Pin is not to be worn with No 3C or No 4 Dress.

**3920. Parachutist Badge**

Qualified military parachutists shall wear the Army pattern parachutist badge, a parachute with wings, to be worn on the right arm 31mm below the shoulder seam, as follows:

a. **No 1 Uniform.** The full sized badge in gold on blue.

b. **No 2 Uniform (Mess Undress).** The miniature badge (length 51mm, height 20mm) gold on blue.

c. **PCS/MTP.** The full-sized badge in white on blue (PCS) or light blue on khaki drill (MTP) worn above the trade badge and 6mm below the shoulder seam on right arm.

**3921. Good Conduct Badges**

Good Conduct Badges are represented by V-shaped stripes, 12.5mm in width at the perpendicular and 127mm across the top of the V; they are worn on the left arm by entitled ratings below the rate of Chief Petty Officer. When worn without a rate badge, the centre of the device is to be midway between the point of the shoulder and the point of the elbow. When more than one Good Conduct Badge is worn, the distance between them at the perpendicular is to be 12.7mm.

**3922. Stars and Crowns**

Stars and Crowns are added to the basic branch and specialist qualification badges to indicate certain classes of qualification as follows:

- a. Basic device: on entering a sub-branch.
- b. Basic device with star above: on qualifying professionally for Able Rate.
- c. Basic device with star above and star below: on qualifying professionally for Leading Rate.
- d. Basic device with crown above: on qualifying professionally for Petty Officer.
- e. Chief Petty Officers attain no additional professional qualification and wear the basic device with crown above.

**3923. Specialist Qualification Badges**

Badges for additional qualifications and special skills are worn on the right cuff by other ratings as follows (they are not worn by Officers/Warrant Officers):

- a. Chief Petty Officers: 6mm above the centre cuff button.
- b. Other ratings: 36mm from the end of the sleeve.



**Note.** *Specialist qualification badges awarded by other nations may not be worn on Naval Service uniforms.*

**3924. Cap Ribbons**

- a. Junior Ratings shall ordinarily wear the cap ribbon of the unit to which they are assigned.
- b. Junior Ratings not on the trained strength in Phase 1 or Phase 2 training shall, irrespective of branch or trade, wear the cap ribbon of the training establishment to which they are assigned.
- c. Junior Ratings who are on the trained strength and assigned to a training establishment for a TEM or other short course such as LRLC shall continue to wear the cap ribbon of their permanent unit.



- d. Junior Ratings who are on the trained strength and who are assigned to a training establishment for a Career Course shall wear the cap ribbon of that training establishment, except that submariners may continue to wear the "HM Submarines" cap ribbon and entitled members of the FAA may continue to wear the "Fleet Air Arm" cap ribbon.
- e. Submariners and members of the FAA who are assigned to the permanent staff of a ship's company of any establishment or unit outside of their recognised fighting arm shall ordinarily wear the cap ribbon of that establishment or unit. Personnel may request permission to continue to wear their submariner's or FAA cap ribbon, the matter being at the discretion of the Commanding Officer.
- f. Any Junior Rating temporarily loaned to another unit for an exercise, training or operational purposes shall continue to wear the cap ribbon of their permanent unit.
- g. Any exceptional circumstances not covered above shall be a matter for the judgement of the local Commanding Officer taking note of the sentiment conveyed in this article
- h. Prior to commissioning, HM Ships should demand a first issue of cap ribbons from the following address:

WO1 Logs SC, Defence Clothing Team  
Customer Support Officer (Royal Navy)  
ELM 0a, Neighbourhood 4  
MoD Abbey Wood  
Bristol  
BS34 8HJ

- i. All other requests for new unit cap ribbons should be forwarded to the DC Team fao CSO(RN).
- (1) It is appropriate for units containing significant numbers of junior ratings (more than 20), including Joint service establishments, to have their own cap ribbons in order to promote unit identity and esprit de corps.
- (2) Units with less than 20 Junior Ratings where there is no local sponsoring RN establishment will wear an alternate cap ribbon with the text "Royal Navy"; these are available upon request from HMS NELSON Clothing Store. However, exceptions may be allowed when a strong case for individual unit identity exists and CSO(RN) should be consulted, info FXO.
- (3) The use of acronyms on cap ribbons is to be avoided wherever possible.
- (4) When demanding cap ribbons it is important to quote on the Demand Form the exact form of words required eg. "HMS SAMPLE"/H.M.S. SAMPLE.

**3925. Insignia and Badges Worn with No 4 RN Personal Clothing System (No 4 RNPCS)**

- a. **Name Tapes.** Name tapes are to be sewn along the top of the left breast pocket on the PCS lightweight jacket for all ranks and rates, in line with the “Royal Navy” tape. Name tapes are to contain the surname of the individual only; initials are not permitted. Name tape lettering is to be in ‘Helvetica Condensed’ font, lettering is to be 15mm in height and the name within the name tape length of 130mm. Names longer than 15-17 characters are to be condensed to fit. In common with the Royal Navy tape, the colouring is to be white lettering on blue background. With names such as ‘McDonald’, a small c can be used on the name tape; the authoritative document will be the nominal list supplied by the unit.
- b. **”Royal Navy” Tape.** The “Royal Navy” tape is pre-sewn along the top of the right breast pocket. The tape will be a standard issue with lettering of ‘Helvetica Condensed’ font, 15mm in height and contained within the tape length of 120mm. The tape colouring is white lettering on blue background.
- c. **Royal Navy White Ensign Badge.** The Royal Navy White Ensign badge is pre-sewn onto the left arm. The badge is a standard size of 100mm by 50mm. The badge should be centralised and horizontal when viewed from the left side. Exact vertical position will depend upon the sleeve length and shoulder shape of the individual but generally the top of the badge should be 70mm below the centre of the shoulder seam at the top of the sleeve.
- d. **Branch Badges.** Branch badges are to be sewn on the right arm of the PCS jacket between the elbow and shoulder. The badge should be centralised and horizontal when viewed from the right side and is to remain visible if the jacket sleeves are rolled up. Exact vertical position will depend upon the sleeve length and shoulder shape of the individual but generally the top of the badge should be 70mm below the centre of the shoulder seam at the top of the sleeve (this equates to one fifth of the distance between shoulder and elbow). All ratings currently required to wear a branch badge shall do so, up to and including CPOs. Branch badges are not to be attached on any other part of the uniform.
- e. **Submarine Badges.** In cloth form, for officers and ratings, Submarine badges are to be sewn directly above and centralised over, the name tape on the left breast.
- f. **Aircrew ‘Wings’.** In cloth form, for officers and ratings, Aircrew ‘Wings’ are to be sewn directly above, and centralised over, the name tape on the left breast.
- g. **Existing Rank Slides.** Rank Slides will be attached to the front of the PCS jacket. MTP rank slides may not be used. In order to establish uniformity and maintain standards, officers shall wear the left shoulder slide on their lightweight jackets.

h. **Shoulder Flashes.** The wearing of shoulder flashes is authorised for personnel qualified as “Royal Navy Commando” or “Bomb Disposal”. Qualified RN EOD personnel are authorised to wear the EOD operator Joint ‘Bomb’ badge (red bomb on blue background) and qualified members of the Submarine Parachute Assistance Group are authorised to wear ‘Parachute Wings’; these are to be worn centralised on the right arm, the top of the badge being 6mm below the bottom of the trade badge. Communicators who have served with 148 Bty, or other niche groups where they have been awarded ‘Parachute Wings’ are authorised to wear them.

i. **Other Insignia.** In a Joint environment where the Command has permitted RN personnel to wear RNPCS vice MTP, but where the Command also mandates a joint insignia or crest eg. HQ ARRC, such insignia or crests may be worn for the duration of that assignment. Such insignia shall be positioned in keeping with that on MTP (or as close as reasonably practical) at the discretion of the senior Naval officer. No other specialisation badges, flashes, patches or pins, and no ship, submarine, squadron or unit insignia are to be attached to PCS.

### **3926. Insignia and Badges Worn with Multi Terrain Pattern Clothing System (MTP)**

a. A black on green ‘Royal Navy’ flash is to be worn by all RN personnel on both sleeves of all MTP. The flash is to be attached centrally with its upper edge 7mm below the shoulder seams.

b. Additionally, Tactical Recognition Flashes (TRF) may be worn as directed by Force Commanders.

c. All RN Police personnel will wear a black on green ‘Royal Navy Police’ shoulder flash at the top of both sleeves (see [Fig 39E-15d](#)). Additionally, dependent on theatre of operations, RNP personnel are authorised to wear the Military Police (MP) badge (see [Fig 39E-15c](#)) on the right sleeve only (see Para 3823).

d. On all occasions of wearing MTP, Masters at Arms wear a badge comprising laurel leaves supporting a crown as a brassard on their right wrist with brown wrist strap (in place of the white wrist strap).

**ANNEX 39A**

**RN DRESS TABLES**

**1. 1A Dress - Formal Dress/Undress**

**a. Occasions For Wear:**

- (1) When receiving The Sovereign, other Crowned Heads or Heads of State.
- (2) When receiving Royalty unless ordered to the contrary by Fleet Commander.
- (3) Inspections by Flag Officers.
- (4) Funerals, Courts Martial, Divisions and other appropriate Ceremonial Events.
- (5) Full Ceremonial State-Events as ordered.

**b. Description:**

<b>Admirals</b>	<b>Other Officers</b>	<b>Warrant Officers and Senior Ratings</b>	<b>Junior Ratings</b>
Peaked cap/Tricorn hat ( <a href="#">Note 1</a> )	Peaked cap/Tricorn hat ( <a href="#">Note 1</a> )	Peaked cap/Tricorn hat ( <a href="#">Note 1</a> )	Seaman's cap ( <a href="#">Note 1</a> )
Ceremonial day coat/ Black reefer jacket ( <a href="#">Note 2</a> )	Black reefer jacket with sleeve rank lace	Black reefer jacket with rate badges	Black class II jumper
Gold laced trousers/black trousers/skirt ( <a href="#">Note 7</a> )	Black trousers/skirt ( <a href="#">Note 7</a> )	Black trousers/skirt ( <a href="#">Note 7</a> )	Black class II trousers
White long sleeved shirt	White long sleeved shirt	White long sleeved shirt	Shirt uniform class II
Black Tie	Black Tie	Black tie	Seamen's blue collar
Black socks/black tights/ stockings ( <a href="#">Note 7</a> )	Black socks/black tights/ stockings ( <a href="#">Note 7</a> )	Black socks/black tights/ stockings ( <a href="#">Note 7</a> )	Black scarf assembly
Black shoes or mess boots/court shoes	Black shoes or mess boots/court shoes	Black shoes/court shoes	Lanyard
Sword with Admiral's scabbard ( <a href="#">Note 9</a> )	Sword ( <a href="#">Note 3</a> )	Sword ( <a href="#">Note 3</a> & <a href="#">Note 6</a> )	Black socks
Admiral's sword belt ( <a href="#">Note 9</a> )	Sword belt ( <a href="#">Note 3</a> )	Sword belt ( <a href="#">Note 3</a> & <a href="#">Note 6</a> )	Black boots
White gloves ( <a href="#">Note 3</a> )	White gloves ( <a href="#">Note 3</a> & <a href="#">Note 9</a> )	Black boots ( <a href="#">Note 3</a> & <a href="#">Note 5</a> )	White webbing ( <a href="#">Note 3</a> & <a href="#">Note 5</a> )
Brown gloves ( <a href="#">Note 4</a> )	Brown gloves ( <a href="#">Note 4</a> )	White webbing ( <a href="#">Note 3</a> & <a href="#">Note 5</a> )	"Frog" and bayonet ( <a href="#">Note 3</a> & <a href="#">Note 5</a> )
Greatcoat ( <a href="#">Note 3</a> )	Greatcoat ( <a href="#">Note 3</a> )	Greatcoat ( <a href="#">Note 3</a> )	Rifle as appropriate ( <a href="#">Note 3</a> & <a href="#">Note 6</a> )
	Black boots ( <a href="#">Note 3</a> & <a href="#">Note 5</a> )	Sword/rifle and bayonet ( <a href="#">Note 6</a> )	Greatcoat ( <a href="#">Note 3</a> )
		Brown gloves ( <a href="#">Note 3</a> , <a href="#">Note 4</a> & <a href="#">Note 9</a> )	White gloves ( <a href="#">Note 3</a> & <a href="#">Note 9</a> )

**Notes:**

1. *Worn during religious services by female personnel. Junior Ratings' chinstays are to be down when armed.*
2. *Ceremonial Day Coats are worn by members of the Royal Family attaining Flag Rank, First Sea Lord, Admirals of the Fleet, full Admirals and the Defence Services Secretary when a Naval Officer. Officer Uniform Grant Scale 217, 218, 220 payable as appropriate, by Unit HR Cell.*
3. *Drawn from Loan Pool.*
4. *Worn only with greatcoat (see [Note 8](#))*
5. *Worn on ceremonial parade with rifle and by Officers forming a guard with rifles (MMC).*
6. *Warrant Officer First Class, MAA and nominated Chief Petty Officers will carry black handled swords when escorting a White Ensign Ceremonial Kit (WECK), Senior and Junior Ratings may be armed with rifle and bayonet.*
7. *Female personnel to wear tights or stockings with skirts, socks are to be worn with trousers.*
8. *White gloves for ratings may be ordered for bi/tri-Service parades when Officers are to wear brown gloves (see also BRd 1834 Chap 5). The Colour Officer wears white gloves.*
9. *Only to be worn with the Ceremonial day coat.*
10. *Warrant Officers only.*

c. **Decorations/Medals:**

- (1) Collar and/or broad Riband.
- (2) Up to 4 stars of orders.
- (3) Up to 3 neck decorations.
- (4) Medals.

1A Dress - Formal Dress/Undress

Fig 39A-1a. Officers



Fig 39A-1b. Warrant Officer 1s



Fig 39A-1c. Senior Ratings



Fig 39A-1d. Junior Ratings



**2. 1B Dress - Formal Dress/Undress****a. Occasions for Wear:**

- (1) Inspection by Flag Officers.
- (2) Exchanging visits of ceremony as an alternative to 1A dress.
- (3) Funerals.
- (4) Other occasions as ordered.

**b. Description:**

Officers	Warrant Officers & Senior Ratings	Junior Ratings
Peaked cap/Tricorn hat ( <a href="#">Note 1</a> )	Peaked cap/Tricorn hat ( <a href="#">Note 1</a> )	Seaman's cap ( <a href="#">Note 1</a> )
Black reefer jacket with sleeve rank lace	Black reefer jacket with rate badges	Black class II jumper
Black trousers/skirt	Black trouser/skirt	Black class II trousers
White long sleeved shirt	White long sleeved shirt	Shirt uniform class II
Black tie	Black tie	Seaman's blue collar
Black socks/black tights/stockings	Black socks/black tights/stockings	Black scarf assembly
Black shoes or mess boots/ court shoes	Black shoes//court shoes	Lanyard
Greatcoat ( <a href="#">Note 2</a> )	Greatcoat ( <a href="#">Note 2</a> )	Black socks
Brown gloves ( <a href="#">Note 3</a> )		Black shoes
		Greatcoat ( <a href="#">Note 2</a> )

**Notes:**

1. Worn by female personnel during religious services.
2. Optional - drawn from Loan Pool.
3. Worn only with greatcoat.

**c. Decorations/Medals:**

- (1) Up to 2 stars of orders.
- (2) 1 neck decoration.
- (3) Medals.

1B Dress - Formal Dress/Undress

Fig 39A-2a. Officers



Fig 39A-2b. Warrant Officers and Senior Ratings



Fig 39A-2c. Junior Ratings





**3. 1C Dress - Formal Dress/Undress****a. Occasions for Wear:**

- (1) Memorial Services unless ordered to the contrary by the convening authority.
- (2) Officers of the Day.
- (3) Other occasions of duty or minor ceremonial.
- (4) Hosting of VIP visits and certain RNIPE events when ordered.

**b. Description:**

Officers	Warrant Officers & Senior Ratings	Junior Ratings
Peaked cap/Tricorn hat (see <a href="#">Note.</a> )	Peaked cap/Tricorn hat (see <a href="#">Note.</a> )	Seaman's cap (see <a href="#">Note.</a> )
Black reefer jacket with sleeve rank lace	Black reefer jacket with rate badges	Black class II jumper
Black trousers/skirt	Black trousers/skirt	Black class II trousers
White long sleeved shirt	White long sleeved shirt	Shirt uniform class II
Black tie	Black tie	Seaman's blue collar
Black socks/black tights/stockings	Black socks/black tights/stockings	Black scarf assembly
Black shoes or mess boots/court shoes	Black shoes/court shoes	Lanyard
Optional raincoat	Optional raincoat	Black socks
Optional brown gloves		Black shoes
		Optional raincoat



**Note.** Remain worn by female personnel during religious services.

**c. Decorations/Medals:** Medal ribbons.

1C Dress - Formal Dress/Undress

Fig 39A-3a. Officers (Male)



Fig 39A-3b. Officers (Female)



Fig 39A-3c. Warrant Officers  
and Senior Ratings



Fig 39A-3d. Junior  
Rating(Female)



Fig 39A-3e. Junior  
Rating (Male)



**4. 2A Dress - Formal Evening Mess Dress****a. Occasions for Wear:**

- (1) Official or Public Balls, Dinners and Evening Receptions of the Formal Nature.
- (2) Full Ceremonial Evening Events.

**b. Description:**

<b>Admirals</b>	<b>Other Officers</b>	<b>Warrant Officers and Senior Ratings</b>	<b>Junior Ratings</b>
Peaked cap/Tricorn hat ( <a href="#">Note 1</a> )	Peaked cap/Tricorn hat ( <a href="#">Note 1</a> )	Warrant Officers & Senior Ratings wear 1C or 2B rig as directed	As for 1C rig
Dress tail coat with sleeve rank lace ( <a href="#">Note 2</a> )	Black mess jacket with sleeve rank lace ( <a href="#">Note 2</a> )		
Gold laced trousers/skirt ( <a href="#">Note 4</a> )	Black mess trousers/skirt ( <a href="#">Note 4</a> )		
Stiff fronted shirt with detached wing collar ( <a href="#">Note 3</a> )	White Marcella shirt		
Black bow-tie	Black bow-tie		
White waistcoat/black cummerbund ( <a href="#">Note 5</a> & <a href="#">Note 6</a> )	White waistcoat/black cummerbund ( <a href="#">Note 5</a> & <a href="#">Note 6</a> )		
Black socks/black tights/stockings	Black socks/black tights/stockings		
Black shoes or mess boots/court shoes	Black shoes or mess boots/court shoes		



**Notes:**

1. *Optional at discretion of organising authority.*
2. *Dress tailcoat is an optional alternative to black mess jacket for Officers of the rank of Captain and above.*
3. *Soft white Marcella shirt may, optionally, be worn.*
4. *Gold-laced trousers are an optional alternative to black mess trousers (for wear with either dress tailcoat or black mess jacket) for Officers of the rank of Captain and above.*
5. *Cummerbund optional in place of black waistcoat onboard HM Ships or exceptionally when approved by Command. A Ship's cummerbund may be worn in lieu of plain black.*
6. *Old style of female mess dress may be worn until replaced by new pattern.*

**c. Decorations/Medals:**

- (1) Broad riband.
- (2) Up to 4 stars of orders.
- (3) One neck decoration.
- (4) Miniature medals.

**2A Dress - Formal Evening Mess Dress**

**Fig 39A-4a. Officers**



**Fig 39A-4b. Officers - Skirt Optional**



**Fig 39A-4c. Warrant Officers and Senior Ratings**



**Fig 39A-4d. Junior Ratings**



**5. 2B Dress - Evening Mess Undress**

a. **Occasions for Wear:**

- (1) Dinner when 2A dress is not appropriate.
- (2) Evening dances and entertainments.
- (3) Evening duties.

b. **Description**

Officers	Warrant Officers & Senior Ratings <i>1C with bow tie if mess kit not issued:(Note 7)</i>		Junior Ratings
Peaked Cap/Tricorn hat ( <a href="#">Note 1</a> )	Peaked cap/Tricorn hat ( <a href="#">Note 1</a> )	Peaked cap/Tricorn hat ( <a href="#">Note 1</a> )	As for 1C rig
Black mess jacket with sleeve rank lace ( <a href="#">Note 2</a> & <a href="#">Note 6</a> )	Black reefer jacket with rate badges	Black mess jacket with rate badges ( <a href="#">Note 6</a> )	
Black mess trousers/skirt ( <a href="#">Note 2</a> , <a href="#">Note 3</a> & <a href="#">Note 6</a> )	Black trousers/skirt	Black mess trousers/skirt ( <a href="#">Note 6</a> )	
Black waistcoat/black cummerbund ( <a href="#">Note 4</a> & <a href="#">Note 5</a> )	-	Black cummerbund ( <a href="#">Note 4</a> )	
White Marcella shirt	White long sleeved shirt	White Marcella shirt	
Black bow-tie	Black bow-tie	Black bow-tie	
Black socks/black tights/stockings ( <a href="#">Note 6</a> )	Black socks/black tights/stockings	Black socks/black tights/stockings ( <a href="#">Note 6</a> )	
Black court shoes or mess boots/court shoes ( <a href="#">Note 6</a> )	Black shoes/court shoes	Black shoes/court shoes ( <a href="#">Note 6</a> )	

**Notes:**

1. *Optional at discretion of Command unless Duty.*
2. *Dress tailcoat is an optional alternative to black mess jacket for Officers of the rank of Captain and above.*
3. *Gold laced trousers are an operational alternative to black mess trousers (for wear with either dress tailcoat or black mess jacket) for Officers of the rank of Captain and above.*
4. *Cummerbund optional in place of waistcoat onboard HM Ships or exceptionally when approved by Command ashore.*
5. *Old style of female mess dress may be worn until replaced by new pattern.*
6. *A kilt with accoutrements may be worn optionally by personnel in place of black mess trousers, black socks and shoes. Long tartan skirts may be also worn by female personnel.*
7. *Senior Ratings who have been eligible to receive (ie. those promoted Petty Officer after 1 Apr 09) and claimed the grant for the purchase of Mess Dress Uniform are to wear such uniform, as required by the Mess occasion.*

**c. Decorations/Medals:**

- (1) Up to 2 stars of orders.
- (2) One neck decoration.
- (3) Miniature medals.

**2B Dress - Evening Mess Dress**

**Fig 39A-5a. Officers**



**Fig 39A-5b. Warrant Officers and Senior Ratings (Mess Kit)**



**Fig 39A-5c. Warrant Officers and Senior Ratings (1C if Mess Kit not available)**



**Fig 39A-5d. Junior Ratings**





**6. 2C Dress - Formal Evening Dress/Undress****a. Occasions for Wear:**

- (1) "Red Sea Rig" at sea.
- (2) Official Receptions and events in HM Ships in tropical climates when No 2A/Bs are impractical.
- (3) Informal evening uniform in ships and establishments.

**b. Description:**

Officers	Warrant Officers & Senior Ratings	Junior Ratings
Peaked cap/Tricorn hat ( <a href="#">Note 1</a> )	Peaked cap/Tricorn hat ( <a href="#">Note 1</a> )	Seaman's cap ( <a href="#">Note 1</a> )
Shoulder rank boards	Shoulder rate slides ( <a href="#">Note 3</a> )	Shoulder rate slides
White short sleeved shirt	White short sleeved shirt	White short sleeved shirt
Cummerbund ( <a href="#">Note 2</a> )	Cummerbund ( <a href="#">Note 2</a> )	Black trousers/skirt
Black trousers/skirt	Black trousers/skirt	Black socks/black tights/stockings
Black socks/black tights/stockings	Black socks/black tights/stockings	Black shoes
Black shoes or mess boots/court shoes	Black shoes/court shoes	

**Notes:**

1. *Unless Duty, the wearing of the cap/Tricorn hat is optional at discretion of Command.*
2. *A Ship's cummerbund may be worn in lieu of plain black.*
3. *Shoulder boards may be worn in lieu of slides.*


**c. Decorations/Medals:** None.

**2C Dress - Formal Evening Dress/Undress**

**Fig 39A-6a. Officers**



**Fig 39A-6b. Warrant Officers and Senior Ratings**



**Fig 39A-6c. Junior Ratings**



**7. 3A Dress - General Duty Rig****a. Occasions for Wear:**

- (1) Semi-formal day rig, worn ashore and afloat.
- (2) Principal daily working rig for Officers and Warrant Officers
- (3) Can be worn throughout the year.

**b. Description:**

<b>Officers</b>	<b>Warrant Officers &amp; Senior Ratings</b>	<b>Junior Ratings</b>
Peaked cap/beret/Tricorn hat	Peaked cap/beret/ - See Notes below/Tricorn hat	No equivalent rig
White long sleeved shirt	White long sleeved shirt	
Shoulder rank slides	Shoulder rate slides	
Black tie	Black tie	
Black trousers/skirt	Black trousers/skirt	
Black socks/black tights/stockings	Black socks/black tights/stockings	
Black shoes/court shoes	Black shoes/court shoes	



**Notes:**

1. *The wearing of Berets is optional only on the following occasions:*
  - a. *When travelling to or from units and/or whereby a cap or tricorne hat may suffer damage in one's luggage.*
  - b. *By FOST Staff in the course of their duties.*
  - c. *At Air Stations if the wearing of caps is deemed unsafe or inappropriate.*
  - d. *At CO's discretion when deemed appropriate.*
2. *The routine wearing of berets with No.3 uniform in Shore Establishments is not permitted.*
3. *A leather flying jacket of the standard approved pattern may be purchased at personal expense and worn by all Aircrew with No 3A Dress or No 5 Dress (Mk16A/B or Mk17A/B one-piece flying coverall only (see [Para 12](#))). If worn, the jacket zip slider is to be zipped up to at least 10cm from the top zip stop. In order to ensure uniformity on specific occasions, Commanding Officers should direct when leather flying jackets may not be worn. Clothing permissible for use in aircraft is governed by the aircraft's Release to Service and is not superseded by this Order.*

**Decorations/Medals:** None.

3A Dress - General Duty Rig

Fig 38A-7a. Officers (Female)



Fig 39A-7b. Officers (Male)



Fig 39A-7c. Warrant Officers and Senior Ratings



Fig 38A-7d. Aircrew Leather Jacket and No3s



**8. 3B Dress - General Duty Rig**

a. **Occasions For Wear:**

- (1) Informal day rig worn ashore and afloat.
- (2) May be worn by officers afloat at discretion of Command.
- (3) Can be worn throughout the year.

b. **Description:**

Officers	Warrant Officers & Senior Ratings	Junior Ratings
Peaked cap/beret/Tricorn hat	Peaked cap/beret - see <a href="#">Note 1</a> and <a href="#">Note 2</a> at para 7/Tricorn hat	Beret/seaman's cap
White short sleeved shirt	White short sleeved shirt	White short sleeved shirt
Shoulder rank boards or rank slides	Shoulder rate slides ( <a href="#">Note.</a> )	Shoulder rate slides
Black trousers/skirt	Black trousers/skirt	Black trousers/skirt
Black socks/black tights /stockings	Black socks/black tights / stockings	Black socks/black tights / stockings
Black shoes/court shoes	Black shoes/court shoes	Black shoes/court shoes



**Note.** *Shoulder boards may be worn in lieu of slides.*

c. **Decorations/Medals:** None.

3B Dress - General Duty Rig

Fig 39A-8a. Officers



Fig 39A-8b. Warrant Officers and Senior Ratings



Fig 39A-8c. Junior Ratings (Male)



Fig 38A-8d. Junior Ratings (Female)



**9. 3C Dress - General Duty Rig**

a. **Occasions for Wear:**

- (1) Semi-formal day rig worn ashore and afloat.
- (2) Can be worn throughout the year.

b. **Description:**

Officers	Warrant Officers & Senior Ratings	Junior Ratings
Jersey worn over 3A dress	Jersey worn over 3A dress See <a href="#">Note 1</a> and <a href="#">Note 2</a> at para 7	Jersey worn over 3B dress with shirt collar out

c. **Decorations/Medals:** None.



3C Dress - General Duty Rig

Fig 39A-9a. Officers



Fig 39A-9b. Warrant Officers and Senior Ratings



Fig 39A-9c. Junior Ratings



**10. 4 Dress - RN Personal Clothing System (RNPCS)**

a. **Background.** RNPCS replaces the No 4 (AWD) uniform. No 4 (PCS) is a layered system for multi climate wear.

b. **Occasions For Wear:**

- (1) Action Working Dress.
- (2) Daily Working Rig at sea.
- (3) Daily Working Rig alongside for JRs, and Officers/SRs when required.
- (4) Daily Working Rig ashore in assignments when MTP would previously have been worn.
- (5) Daily Working Dress for Armed Sentries.

c. **Description:**

<b>All Ranks and Rates</b>	
Navy blue T shirt.	
Blue fire retardant light weight jacket (tucked in).	White Ensign badge to be worn on left arm (unit specific badges are not permitted). Embroidered blue name tape worn above left breast pocket. Embroidered Royal Navy tape worn above right breast pocket. Branch badge to be worn on right arm. Rank slide to be worn on front sternum strap.
Blue fire retardant trousers with blue stable belt.	
Blue fire retardant shorts with blue stable belt. See <a href="#">Note 3</a>	
Black socks.	
Black boots. (Boots DMS at sea and in port, high leg boots as armed sentry or when deployed ashore. Trousers ties to be used with high leg boots).	
Beret (Peaked Cap/Seaman's Cap for parade/ceremonial purposes only - see <a href="#">Note 1</a> and <a href="#">Note 2</a> )	
Optional blue micro fleece to be worn over T shirt and under light weight jacket.	
Optional foul weather jacket and trousers worn over light weight jacket and trousers (hood of foul weather jacket to be rolled away – hood is only to be used in extreme conditions when authorised by Command).	
<b>No 4R – Relaxed Daily Working Dress - Options below</b>	
May be authorised by Command at sea or, exceptionally, for working parties in hot conditions (>30 deg C) in harbour (not outside confines of jetty). Although the options below are permitted at Command discretion, consideration should always be made towards the potential for personnel appearing in the public domain. If there is a likelihood of public visibility and/or photographs being taken of the Ship and Ship's Coy, PCS 4R options should not be used (eg. Ship Open to Visitors, VIP Visits with high levels of Media coverage). In these cases, personnel should limit any 4R options to between/below decks with full/correctly worn PCS being worn above decks or in the public eye.	
Light Weight jacket may be relaxed to an 'untucked' position at the discretion of the Command when operating in areas of extreme heat (>29 Deg C). Additionally, jacket may be fully relaxed with individuals wearing T shirt only or T shirt and micro fleece.	

Blue fire retardant jacket may be relaxed and individuals wear T shirt only or T shirt and micro fleece
Blue fire retardant trousers with blue stable belt Black socks Black boots
Command may allow optional baseball cap at sea
Caveats: COs may allow 4R where it is unlikely that immediate firefighting is required. Light weight jacket must be readily available for basic firefighting. Commands may authorise unit specific T shirts provided that they are cotton navy blue.

**Notes:**

**1.** *Seaman's Cap, Peaked Cap and Tricorn Hat may be worn with No.4 PCS (or AWD) for ceremonial purposes. For guidance, the following situations are deemed as 'ceremonial':*

- a. *Parade or Guard duties/training.*
- b. *Colours / Sunset party.*
- c. *Entering / Leaving Harbour (Bridge, POS Safety personnel only. No sailor acting as a POS hand working ropes/lines/fenders should wear a Seaman's Cap).*
- d. *Attendance at Church or similar religious/remembrance services.*
- e. *Formal Rounds Parties.*
- f. *Formal 'Clear Lower Deck' gatherings.*

**2.** *The wearing of caps for the following situations is not permitted:*

- a. *Gangway Welcome parties.*
- b. *Walking the upper deck or Jetty for routine purposes.*
- c. *Routine movement within a Shore Establishment unless directly involved in Guard/Parade duties.*

**3.** *Blue shorts are permitted for MCMV crews only when deployed in the Gulf Regions.*

d. **Decorations/Medals:** None

No 4 Dress - RN Personal Clothing System (RNPCS)

Fig 39A-10. All Ranks and Rates

Fig 39A-10a. Daily Working Dress



Fig 39A-10b. Daily Working Dress  
(Optional Micro-Fleece)



Fig 39A-10c. Daily Working Dress (Optional Foul Weather Jacket)



**Fig 39A-10d. Daily Working Dress (Armed Sentry - Trousers Detail)**



**Fig 39A-10e. Daily Working Dress (Optional Baseball Cap)**



**11. 4 Dress - Action Working Dress (AWD)**

- a. **No 4 AWD** is only to be worn where No 4 PCS is not yet issued.
- b. **Occasions For Wear:**
  - (1) Action working dress.
  - (2) Daily working rig at sea.
  - (3) Daily working rig alongside for JRs, and Officers/SRs when required.
  - (4) Daily working rig ashore in assignments when MTP would previously have been worn.
- c. **Description:**

<b>Officers</b>	<b>Warrant Officers &amp; Senior Ratings</b>	<b>Junior Ratings</b>
Peaked cap/beret/Tricorn hat	Peaked cap/beret /Tricorn hat see <a href="#">Note 1</a> and <a href="#">Note 2</a> at para 10.	Beret/seaman's cap
Jersey optional	Jersey optional	Jersey optional
Blue Shirt AWD	Blue Shirt AWD	Blue Shirt AWD
Blue working fire retardant shirt	Blue working fire retardant shirt	Blue working fire retardant shirt
Shoulder rank slides	Shoulder rate slides	Shoulder rate slides
Blue working fire retardant trousers	Blue working fire retardant trousers	Blue working fire retardant trousers
Trouser Blue AWD	Trouser Blue AWD	Trouser Blue AWD
Black socks	Black socks	Black socks
Black non-slip shoes/boots	Black non-slip shoes/boots	Black non-slip shoes/boots

- d. **Decorations/Medals:** None.

No 4 Dress - Action Working Dress (AWD)

Fig 39A-11a. Officers



Fig 39A-11b. Warrant Officers and Senior Ratings



Fig 39A-11c. Junior Ratings



## 12. 5 Dress - Working Rigs

- a. **Occasions for Wear:** Job specific working rigs worn at sea and ashore.
- b. **Description:**

<b>Officers and all Ratings</b>
1. Occupational working rigs worn at sea and ashore for specific tasks (all ranks)(e.g. chefs, divers, boats crews, etc)
2. This includes Multi Terrain Pattern; see <a href="#">Note 4</a> .

**Notes:**

1. *White coveralls may be worn by Officers and Warrant Officers and FOST staff when working in sterile environments as required.*
2. *Flight Deck Officers x 2 White Coveralls.*
3. *QARNNS new ward clinical uniform x 5 jacket and trousers. Compulsory for QARNNS Officers, Warrant Officers, Senior Ratings and Junior Ratings. Student Nurses under training will wear this uniform when on clinical placements.*
4. **For General Duty Dress:** *combat jacket (or shirt) is to be worn tucked inside the trousers, sleeves are to be rolled up to above the elbow; only brown issued T-shirts are to be worn. For Combat Dress: (operations or exercise in the field) combat jacket may be worn loose, sleeves may be rolled up or down.*
5. *A leather flying jacket of the standard approved pattern may be purchased at personal expense and worn by all Aircrew with No 5 Dress (Mk16A/B or Mk17A/B one-piece flying coverall only or No 3A Dress or (see [Para 7](#))). If worn, the jacket zip slider is to be zipped up to at least 10cm from the top zip stop. In order to ensure uniformity on specific occasions, Commanding Officers should direct when leather flying jackets may not be worn. Clothing permissible for use in aircraft is governed by the aircraft's Release to Service and is not superseded by this Order.*



- c. **Decorations/Medals:** None.



**No 5 Dress - Working Rigs  
Officers and All Ratings**

**Fig 39A-12a. Flight Deck Rating**



**Fig 39A-12b. Overalls**



No 5 Dress - Working Rigs (Continued)

Fig 39A-12c. Aircrew Leather Jacket  
and Flying Overalls



Fig 39A-12d.



Fig 38A-12e.



**QARNNS Officers and Ratings**

**Fig 39A-12f. Clinical  
Uniform Officer (Female)**



**Fig 39A-12g. Clinical  
Uniform Officer (Male)**



**Fig 39A-12h. Clinical  
Uniform Rating (Female)**



**13. 1AW Dress - Formal Dress/Undress White**

**a. Occasions for Wear:**

- (1) When receiving The Sovereign, other crowned heads or heads of state.
- (2) When receiving royalty unless ordered to the contrary by the relevant Regional Commander/Defence Attaché.
- (3) Full ceremonial state events as ordered.
- (4) Inspections by Flag officers.
- (5) Funerals, courts martial, divisions and other appropriate ceremonial events.

**b. Description:**

Officers	Warrant Officers & Senior Ratings	Junior Ratings
Peaked cap/Tricorn hat ( <a href="#">Note 1</a> )	Peaked cap/Tricorn hat ( <a href="#">Note 1</a> )	Seaman's cap ( <a href="#">Note 1</a> )
Bush jacket ( <a href="#">Note 2</a> )	Bush jacket ( <a href="#">Note 2</a> )	White class II jacket (C/W blue on white badges)
White trousers/skirt ( <a href="#">Note 3</a> )	White trousers/skirt ( <a href="#">Note 3</a> )	White class II trousers ( <a href="#">Note 3</a> )
Shoulder rank boards	Shoulder rate slides/rate badges	Shirt uniforms class II
White socks	White socks	Seaman's blue collar
White shoes/white court shoes	White shoes/white court shoes	Black scarf assembly
Sword with scabbard ( <a href="#">Note 4</a> )	Sword with scabbard ( <a href="#">Note 4</a> and <a href="#">Note 6</a> )	Lanyard
Sword belt ( <a href="#">Note 4</a> )	Sword belt ( <a href="#">Note 4</a> and <a href="#">Note 6</a> )	White socks
Black Socks ( <a href="#">Note 5</a> )	Black socks ( <a href="#">Note 5</a> )	White shoes
Black Boots ( <a href="#">Note 5</a> )	Black boots ( <a href="#">Note 5</a> )	Black socks ( <a href="#">Note 5</a> )
	White webbing ( <a href="#">Note 4</a> & <a href="#">Note 5</a> )	Black boots or shoes as ordered ( <a href="#">Note 5</a> )
	White gloves ( <a href="#">Note 4</a> & <a href="#">Note 7</a> )	White webbing ( <a href="#">Note 4</a> & <a href="#">Note 5</a> )
	Rifle and bayonet ( <a href="#">Note 5</a> and <a href="#">Note 6</a> )	"Frog" and bayonet ( <a href="#">Note 4</a> & <a href="#">Note 5</a> )
		Rifle as appropriate ( <a href="#">Note 4</a> )
		White gloves ( <a href="#">Note 4</a> & <a href="#">Note 7</a> )

**Notes:**

1. *Remain worn by female personnel during religious services. Junior ratings' chinstays to be down when armed.*
2. *White tunic may be worn by Officers of Flag rank and certain members of staff, Commodores, Captains, Commanders in command, certain members of Flag Officers' staffs, Executive Officers of major warships, Attaches, Advisors, British Naval Staff overseas and Officers in certain exchange appointments. Also by other Officers, Warrant Officers and Senior Ratings when required to conform with accepted international standards of dress on state or major ceremonial occasions as directed by the State Ceremonial Training Officer at HMS COLLINGWOOD.*
3. *Skin toned tights or stockings are optional with skirts; white socks are to be worn with trousers.*
4. *Drawn from Loan Pool.*
5. *Worn on ceremonial parades when carrying rifle and by Officers forming a guard with rifles.*
6. *Warrant Officers First Class, MAAs and nominated Chief Petty Officers will carry black handled swords/cutlass when escorting a WECK. Senior and Junior Ratings may be armed with rifle and bayonet.*
7. *White gloves may be ordered for tri-service parades.*
8. *All personnel are to wear white or light coloured, inconspicuous underwear with white uniforms.*

**c. Decorations/Medals:**

- (1) Collar and/or broad Riband.
- (2) Up to 4 stars of orders.
- (3) Up to 3 neck decorations.
- (4) Medals.

1AW Dress - Formal Dress/Undress White

Fig 39A-13a. Officers



Fig 39A-13b. Warrant Officers and Senior Ratings



Fig 39A-13c. Senior Ratings



Fig 39A-13d. Junior Ratings



**14. 1BW Dress - Formal Dress/Undress White****a. Occasions For Wear:**

- (1) Inspections by Flag Officers.
- (2) Ceremonial exchange visits as an alternative to 1A dress.
- (3) Funerals.
- (4) Other occasions as ordered

**b. Description:**

Officers	Warrant Officers & Senior Ratings	Junior Ratings
Peaked cap/Tricorn hat ( <a href="#">Note 1</a> )	Peaked cap/Tricorn hat ( <a href="#">Note 1</a> )	Seaman's cap ( <a href="#">Note 1</a> )
Bush jacket ( <a href="#">Note 2</a> )	Bush jacket ( <a href="#">Note 2</a> )	White class II jumper
White trousers/skirt	White trousers/skirt	White class II trousers
Shoulder rank boards	Shoulder rate slides	C/W badges
White socks	White socks	Shirt uniform class II
White shoes/white court shoes	White shoes/white court shoes	Seaman's blue collar
		Black scarf assembly
		Lanyard
		White socks
		White shoes

**Notes:**

1. Remain worn by female personnel during religious services.
2. White tunic ('Prestige Suit') may be worn by Officers of Flag rank and certain members of staff, Commodores, Captains, Commanders in Command, Executive Officers of major warships, Attaches, Advisors, British Naval Staff overseas and Officers in certain exchange appointments. Also by other Officers, Warrant Officers and Senior Ratings when required to conform with accepted international standards of dress on state or major ceremonial occasions as directed by Fleet Commander after consultation with Navy Command Executive Team and Navy Logistics Service Clothing Policy Desks.
3. All personnel are to wear white or light coloured, inconspicuous underwear with white uniforms.
4. Skin toned tights or stockings are optional with skirts; white socks are to be worn with trousers.



c. **Decorations/Medals:**

- (1) Up to 2 stars of orders.
- (2) 1 neck decoration.
- (3) Medals.



**1BW Dress - Formal Dress/Undress White**

**Fig 39A-14a. Officers**



**Fig 39A-14b. Warrant Officers and Senior Ratings**



**Fig 39A-14c. Junior Ratings**



**15. 1CW Dress - Formal Dress/Undress White**

a. **Occasions for Wear:**

- (1) Memorial Services unless ordered to the contrary by the convening authority.
- (2) Occasions of duty or minor ceremonial.
- (3) Hosting of VIP visits and certain RNIPE events when ordered
- (4) Officers of the Day

b. **Description:**

Officers	Warrant Officers & Senior Ratings	Junior Ratings
Peaked cap/Tricorn hat ( <a href="#">Note 1</a> )	Peaked cap/Tricorn hat ( <a href="#">Note 1</a> )	Seaman's cap ( <a href="#">Note 1</a> )
Bush jacket	Bush Jacket	White class II jacket
White trousers/skirt ( <a href="#">Note 4</a> )	White trousers/skirt	White class II trousers
Shoulder rank boards	Shoulder Rate Slides	Shirt uniform class II
White socks	White socks	Seaman's blue collar
White shoes/white court shoes	White shoes/white court shoes	Black scarf assembly
		Lanyard
		White socks
		White shoes

**Notes:**

1. *Remain worn by female personnel during religious services.*
2. *Black shoes and raincoats may be worn in inclement weather.*
3. *All personnel are to wear white or light coloured, inconspicuous underwear with white uniforms.*
4. *Skirt optional in tropical climates (>30°C is to be considered as a guide).*
5. *Skin toned tights or stockings are optional with skirts; white socks are to be worn with trousers.*



c. **Decorations/Medals:** Medal ribbons.

**1CW Dress - Formal Dress/Undress White**

**Fig 39A-15a. Officers**



**Fig 39A-15b. Officers - Skirt Optional**



**Fig 39A-15c. Warrant Officers and Senior Ratings**



**Fig 39A-15d. Junior Ratings**



**16. 2AW Dress - Formal Evening Dress/Undress White**

a. **Occasions for Wear:**

- (1) Official or public balls, dinners and evening receptions of the formal nature.
- (2) Full ceremonial evening events.

b. **Description:**

Admirals	Other Officers	Warrant Officers & Senior Ratings	Junior Ratings
Peaked cap/Tricorn hat ( <a href="#">Note 1</a> )	Peaked cap/Tricorn hat ( <a href="#">Note 1</a> )	1CW or optional 2BW white rig	As for 1CW rig
White mess jacket with shoulder rank boards	White mess jacket with shoulder rank boards		
Gold laced trousers/skirt ( <a href="#">Note 3</a> )	Black mess trousers/skirt ( <a href="#">Note 3</a> )		
Stiff fronted shirt with detached wing collar ( <a href="#">Note 2</a> )	White Marcella shirt		
Black bow-tie	Black bow-tie		
White waistcoat/black cummerbund ( <a href="#">Note 4</a> )	White waistcoat/black cummerbund ( <a href="#">Note 4</a> )		
Black socks/black tights/ stockings	Black socks/black tights/ stockings		
Black shoes or mess boots/court shoes	Black shoes or mess boots/court shoes		

**Notes:**

1. *Optional at discretion of command unless Duty.*
2. *Soft white Marcella shirt may optionally be worn.*
3. *Gold laced trousers are optional for Officers of the rank of Captain and above.*
4. *Cummerbund worn by female Officers, white waistcoat by male Officers.*
5. *All personnel are to wear white or light coloured, inconspicuous underwear with white uniforms.*



c. **Decorations/Medals:**

- (1) Broad riband.
- (2) Up to 4 stars of orders.
- (3) One neck decoration.
- (4) Miniature medals.

**2AW Dress- Formal Evening Dress/Undress White**

**Fig 39A-16a. Officers**



**Fig 39A-16b. Warrant Officers and Senior Ratings**



**Fig 39A-16c. Junior Ratings**



**17. 2BW Dress - Formal Evening Dress/Undress White****a. Occasions for Wear:**

- (1) Dinner when 2A dress is not appropriate.
- (2) Evening dances and entertainments.
- (3) Officer of the Day and other evening duties.

**b. Description:**

Officers	Warrant Officers & Senior Ratings <i>1CW or optionally:</i>	Junior Ratings
Peaked cap/Tricorn hat ( <a href="#">Note 1</a> )	Peaked cap/Tricorn hat ( <a href="#">Note 1</a> )	As for 1CW rig
White mess jacket with shoulder rank boards	White mess jacket with miniature rate badges	
Black mess trousers/skirt ( <a href="#">Note 2</a> & <a href="#">Note 4</a> )	Black mess trousers/skirt ( <a href="#">Note 4</a> )	
Black cummerbund ( <a href="#">Note 3</a> )	White Marcella shirt	
White Marcella shirt	Black cummerbund ( <a href="#">Note 3</a> )	
Black bow-tie	Black bow-tie	
Black socks/black tights/stockings ( <a href="#">Note 4</a> )	Black socks/black tights/stockings ( <a href="#">Note 4</a> )	
Black shoes or mess boots/court shoes ( <a href="#">Note 4</a> )	Black shoes or mess boots/court shoes ( <a href="#">Note 4</a> )	

**Notes:**

- 1. Optional at discretion of Command unless Duty.*
- 2. Gold laced trousers are optional for male Officers of the rank of Captain and above.*
- 3. Cummerbund to be worn by female Officers, black waistcoat worn by male Officers. Black waistcoat may be relaxed to cummerbund at discretion of Command.*
- 4. Kilt with accoutrements may optionally be worn by male personnel in place of black mess trousers, black socks and shoes. Long skirts may similarly be worn by female personnel.*
- 5. All personnel are to wear white or light coloured, inconspicuous underwear with white uniforms.*



c. **Decorations/Medals:**

- (1) Up to 2 stars of orders.
- (2) One neck decoration.
- (3) Miniature medals.



**2BW Dress - Formal Evening Dress/Undress White**

**Fig 39A-17a. Officers (Female)**



**Fig 39A-17b. Warrant Officers and Senior Ratings**



**Fig 39A-17c. Junior Ratings**



**18. 2CW Dress - Formal Evening Dress/Undress White**

a. **Occasions for Wear:**

- (1) 'Red Sea Rig' at sea.
- (2) Official Receptions and events in HM Ships in tropical climates when No 2AW/BWs are impractical.
- (3) Informal evening uniform in ships and establishments.

b. **Description:**

Officers	Warrant Officers & Senior Ratings	Junior Ratings
Peaked cap/Tricorn hat (see <a href="#">Note 1</a> )	Peaked cap/Tricorn hat (see <a href="#">Note 1</a> )	Seaman's cap (see <a href="#">Note 1</a> )
Shoulder rank boards	Shoulder rate slides	Shoulder rate slides
White short sleeved shirt	White short sleeved shirt	White short sleeved shirt
Black cummerbund ( <a href="#">Note 2</a> )	Black cummerbund (see <a href="#">Note 3</a> )	Black trousers/skirt
Black trousers/skirt	Black trousers/skirt	Black socks/black tights/stockings
Black socks/black tights/stockings	Black socks/black tights/stockings	Black shoes/court shoes
Black shoes or mess boots/court shoes	Black shoes/court shoes	



**Notes:**

- 1. *Optional at discretion of Command unless Duty.*
- 2. *May be replaced by unit specific cummerbunds appropriate to occasion and uniformity.*
- 3. *Optional at discretion of Command/WO&SR Mess President.*

c. **Decorations/Medals:** None.

**2CW Dress - Formal Evening Dress/Undress White**

**Fig 39A-18a. Officers**



**Fig 39A-18b. Warrant Officers and Senior Ratings**



**Fig 39A-18c. Junior Ratings**



**19. 3AW Dress - General Duty Rig White**

- a. **Occasions for Wear:** Semi formal day rig worn ashore and afloat.
- b. **Description:**

Officers	Warrant Officers & Senior Ratings	Junior Ratings
Peaked cap/beret/Tricorn hat	Peaked cap/beret/Tricorn hat	Beret/seaman's cap
White short sleeved shirt	White short sleeved shirt	White short sleeved shirt
Shoulder rank boards or rank slides	Should rate slides	Shoulder rate slides
White trousers/dress/skirt ( <a href="#">Note 1</a> )	White trousers/dress/skirt ( <a href="#">Note 1</a> )	White trousers/dress ( <a href="#">Note 1</a> and <a href="#">Note 4</a> )
White socks	White socks	White socks
White shoes/court shoes ( <a href="#">Note 2</a> )	White shoes/court shoes ( <a href="#">Note 2</a> )	White shoes/court shoes ( <a href="#">Note 2</a> )

**Notes:**

1. *White trousers, dresses or skirts may be worn by female personnel ashore as appropriate.*
2. *Black shoes and raincoats may be worn in inclement weather.*
3. *All personnel are to wear white or light coloured, inconspicuous underwear with white uniforms.*
4. *JR may, at Command discretion, wear straight cut white trousers in tropical climates (>30°C to be considered as a guide).*
5. *Skin toned tights or stockings are optional with skirts; white socks are to be worn with trousers.*



- c. **Decorations/Medals:** None.

**3AW Dress - General Duty Rig White**

**Fig 39A-19a. Officers**



**Fig 39A-19b. Warrant Officers and Senior Ratings**



**Fig 39A-19c. Junior Ratings**



**20. 3BW Dress - General Duty Rig White - OBSOLETE**

- a. **Occasions for Wear:** Informal day rig worn ashore and afloat.
- b. **Description:**

<b>Officers</b>	<b>Warrant Officers &amp; Senior Ratings</b>	<b>Junior Ratings</b>
Peaked cap/Tricorn hat	Peaked cap/Tricorn hat	Seaman's cap
White short sleeved shirt	White short sleeved shirt	White short sleeved shirt
Should rank boards or rank/slides	Shoulder rate slides	Shoulder rate slides
White shorts/skirt	White shorts/skirt	White shorts
White long socks	White long socks	Black long socks
White shoes	White shoes	Black shoes



**Note.** *This uniform has now been formally withdrawn.*

- c. **Decorations/Medals:** None.

**3BW Dress - General Duty Rig White**


**Fig 39A-20a. Officers**



**Fig 39A-20b. Warrant Officers and Senior Ratings**



**Fig 39A-20c. Junior Ratings**



**21. 3CW Dress - General Duty Rig White - OBSOLETE**

- a. **Occasions for Wear:** At sea in hot climates.
- b. **Description:**

Officers	Warrant Officers & Senior Ratings	Junior Ratings
Peaked cap/beret/Tricorn hat	Peaked cap/beret/Tricorn hat/seaman's cap	Beret
White short sleeved shirt	White short sleeved shirt	Shoulder rate slide
Shoulder rank boards	Shoulder rate slides	White t-shirt
White shorts	White shorts	Blue shorts
Boat shoes	Boat shoes	Boat shoes
	<b>or</b>	<b>or</b>
	T Shirt Blue PCS	T Shirt Blue PCS
	Blue shorts	Blue shorts



**Note.** *This uniform has now been formally withdrawn.*

- c. **Decorations/Medals:** None.



**3CW Dress - General Duty Rig White**

**Fig 39A-21a. Officers**



**Fig 39A-21b. Warrant Officers and Senior Ratings**



**Fig 39A-21c. Junior Ratings**



**Fig 38A-10e. Uniform Fitting Guide (Officers)**



Cap Badges are to be in line with the seam on the peak cap and central of the tricorne Cap. Ties are to be of small knot and symmetrical.



Creases to the sleeves of the blue reefer jacket are to the front and vertical. Medals are worn on the left breast in one horizontal line, 90mm down, central from the shoulder blade.



Trouser creases are to be vertical and central to front and rear of the leg. Trousers should hang straight, with the hem hanging mid way between the top of the heel and the top of the shoe.



Cuff links should be Gold, Silver, Plain or Ships Own/RN Specific



Handkerchiefs are not to be worn on ceremonial occasions.



Distinction Mark of Rank - see below

Distinction Mark of Rank – Sleeve Lace

Sleeve lace consists of rows of gold lace with a circle or a curl on the top row only right round each cuff as follows;

Admiral of the Fleet	4 rows of 13mm lace above a band of 50mm lace.
Admiral	3 rows of 13mm lace above a band of 50mm lace.
Vice-Admiral	2 rows of 13mm lace above a band of 50mm lace.
Rear Admiral	1 row of 13mm lace above a band of 50mm lace.
Commodore	A band of 42mm lace with a circle of 13mm.
Captain	4 rows of 13mm lace.
Commander	3 rows of 13mm lace.
Lieutenant Commander	2 rows of 13mm lace with a row of 6mm lace between.
Lieutenant	2 rows of 13mm lace.
Sub Lieutenant	1 row of 13mm lace.



## Fig 38A-10e. Uniform Fitting Guide (WOs and SRs)



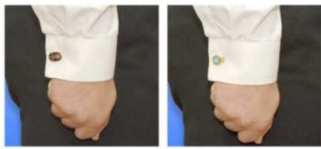
Cap Badges are to be in line with the seam on the peak cap and central of the tricorne Cap. Ties are to be of small knot and symmetrical.



Creases to the sleeves of the blue reefer jacket are to the front and vertical.  
Medals are worn on the left breast in one horizontal line, 90mm down, central from the shoulder blade.



Trouser creases are to be vertical and central to front and rear of the leg. Trousers should hang straight, with the hem hanging mid way between the top of the heel and the top of the shoe.



Cuff links should be Gold, Silver, Plain or Ships own/RN specific



Chief Petty Officer branch specialisation badges are to be worn on the lapels of the blue reefer jacket, that on the right lapel being the normal branch badge, that on the left its mirror image.



Warrant Officers are to wear the Royal Arms on both cuffs, with the bottom of the badge 127mm from the end of the sleeve.  
Chief Petty Officers buttons are worn horizontal and centralised 127mm from the bottom of the sleeve and with a distance of 50mm between the buttons.  
Petty Officers buttons are situated at the rear of sleeve, 25mm from the bottom and 25mm between buttons.



Petty Officer Rate badge is worn on the left arm and Branch badges on the right. Centre of the rate and branch badges are to be sewn to the flat of the sleeve, mid way between the shoulder and the elbow.

**Fig 38A-10e. Uniform Fitting Guide (Junior Rates)**



Press shirt with outward crease down each arm and vertically down front centre.



Press 3 vertical creases in the collar. Centre crease downwards, outer creases upwards (see diagram)



Lanyard placed over the head, under both the collar and jumper then passed out through the right becket, looped round, passed back in through left becket. Tail passed around and tucked into left pocket. The loop of lanyard to be 7.5cm in diameter.



Place the cap ribbon so that the middle letter is aligned with the cap's centre front seam.



Silk bow press stud webbing passed through both becket loops. Silk, folded edge nearest to the neck, passes under both the collar and jumper and over laps and fastens behind the neck at the required length.

Fit jumper at waist so it does not bow at hem. Cuff length to finish mid way between wrist and end of thumb. Leg length to just rest on shoe.



Tie the bow directly over the left ear. Place the cap so that the centre front seam is over the nose.

**Fig 38A-10e. Tying a Cap Ribbon**



1) Centre the tally with the centre letter including gaps, under the front seam of the cap. Tie an overhand knot directly under the left hand seam of the cap holding the tally firmly in position with the thumb until the bow is formed.



2) The upper tail is brought down and up again to form the first bight of the bow.



3) The lower tail is passed over the first bight and then up on the outside.



4) A bight is formed in the right hand tail and tucked behind the top end of the first bight.



5) The tally can be steamed over a boiling kettle and tails trimmed to shape.



6) The bow and knot is now carefully formed and tightened.

**ANNEX 39B**

**RN AND QARNNS OFFICERS OUTFIT SCALES**

**1. SCALE 1A - RN Male Officers on Promotion from Rating.**

**a. Entitlement to Scale**

(1) The uniform outfit shown at sub para b is to be issued to all Upper Yardman Officers on promotion from Rating. For Senior Upper Yardmen see Scale 1B.

(2) The outfit shown at Scale 3 sub para b is that required to be maintained by RN commissioned Officers generally.

**b. Basic Outfit**

**(1) Items Provided by Contract Arrangement**

	<b>Scale</b>	<b>Notes</b>
Blue barathea undress uniform suit jacket and trousers; with Midshipman's turnbacks or rank lace as appropriate	2	3
Blue barathea mess jacket with rank lace	1	
Blue barathea mess trousers	1 pr	
White mess waistcoat	1	
White Mess Jacket	1	

**(2) Items Issued from Service Stocks**

	<b>Scale</b>	<b>Notes</b>
Badge, beret	1	
Badge, cap	1	
Bag, linen	1	
Bag, travelling	1	5
Bag, Day Sack, black	1	5
Cap, plastic DT	1	
Cummerbund, black	1	
Shirt, evening, collar-attached	2	
Shirt, white, collar-attached	2	
Shirt, white, short sleeve	3	
Shoes, black leather, leather soles	1 pr	

	Scale	Notes
Shorts, PT, blue	2	
Shoulder rank slides	2 prs	
Shoulder rank boards	1 pr	
Tie, evening, double ended	1 pr	
Trousers, working, polyester	1 pr	
Vest, gym, coloured	4	

(3) **Additional Items for QARNNS Ratings Promoted to Officer**

	Scale	Notes
Badge, QA insignia, EGB	4	
Tunic (M), ward clinical, white with navy blue piping	5	
Trousers (M), ward clinical, navy blue	5 prs	
Badge, QA insignia/name, white cloth	5	

c. **Tropical Outfit (Issued on First Case of Need)**(1) **Items Provided Under Contract**

	Scale	Notes
Jacket, mess, white PV	1	

(2) **Items Issued from Service Sources where not Already Held**

	Scale	Notes
Jacket, bush, white PV	2	
Trousers, white PV	2 prs	
Belt buckles	2	
Belt hooks	2	
Belt, waist, white	1	
Buttons anodised RN Officers c/w split rings Size 1 (foreparts and pockets of bush jacket)	8	
Buttons anodised RN Officers c/w split rings Size 2 (white mess jacket and bush jacket)	6	
Shoes, white (all Ranks and Rates)	1 pr	
Socks, white	6 prs	

d. **Additional Items for Certain Officers.** For Officers of Flag Rank and certain members of staff, Captains, Commanders in Command, Executive Officers of Major Warships, Attaches, Advisors and British Naval Staffs overseas and certain exchange appointments. For other Officers, when required to conform with accepted international standards of dress on state or major ceremonial occasions as directed by Fleet Commander after consultation with NCHQ Logistics Capability Division.

	Scale	Notes
White Tunic and Trousers	1	1

e. **Additional Item for Senior Officers.** All 4\* Admirals, all members of the Royal Family who are promoted to Rear Admiral and above, the Vice Admiral of the United Kingdom, any Royal Navy Officer of 2\* rank and above who is appointed as a member of the Royal Household, to include the Defence Services Secretary when an RN officer.

	Scale	Notes
Admiral's Ceremonial Day Coat	1	4

f. **Personal Loan Items (JSP 886 Vol 6 Part 5 Sect 3 Annex A Paras 56 & 57)**

	Scale	Notes
Boots, combat assault, black	1 pr	6
Boots, combat assault, insoles	1	
Discs, identity, stainless steel	2	
Overall, white (Engineer Officers only)	3	2

**Notes:**

1. *Obtained gratuitously on first occasion of need or free replacement, on a fair wear and tear basis, of garments previously issued. Applications to NCHQ, Logistics Capability Division via main clothing store.*
2. *To be issued by lead school on first occasion of need.*
3. *Only one to be issued to QARNNS Officers.*
4. *By entitlement to a grant for purchase (Grants 217, 218 and 220 refer).*
5. *By exception only; where the individual attended HMS RALEIGH prior to the issue of these items to Phase 1 recruits.*
6. *By exception only; exchange if required.*





**2. SCALE 1B - RN Male Officers on Promotion from Senior Rating****a. Entitlement to Scale**

- (1) The uniform outfit shown at sub para b is to be issued to all Senior Upper Yardman Officers on promotion from Rating.
- (2) S2910 Kit Record Books are to be presented at BRNC when kitting up.
- (3) The outfit shown at Scale 3 sub para b is that required to be maintained by RN commissioned Officers generally.

**b. Basic Outfit****(1) Items Provided by Contract Arrangement**

	<b>Scale</b>	<b>Notes</b>
Blue barathea undress uniform suit jacket and trousers; with Midshipman's turnbacks or rank lace as appropriate	2	3
Blue barathea mess jacket with rank lace	1	
Blue barathea mess trousers	1 pr	
White mess waistcoat	1	
White Mess Jacket	1	

**(2) Items Issued from Service Stocks**

	<b>Scale</b>	<b>Notes</b>
Badge, beret	1	
Badge, cap	1	
Bag, travelling	1	1
Bag, Day Sack, black	1	1
Cummerbund, black	1	2
Shirt, evening, collar-attached	2	
Shirt, white, collar-attached	1	
Shirt, white, short sleeve	3	
Shoes, black leather, leather soles	1 pr	
Shorts, PT, blue	2	
Shoulder rank slides	2 prs	
Shoulder rank boards	1 pr	
Tie, evening, double ended	1 pr	2
Trousers, working, polyester	1 pr	
Vest, gym, coloured	4	



**Notes:**

1. *By exception only; where the individual attended HMS RALEIGH prior to the issue of these items to Phase 1 recruits.*
2. *By exception only; where the individual has not drawn these items as part of their No. 2 dress.*

**3. SCALE 2A – RN Female Officers on Promotion from Rating.**

**a. Entitlement to Scale**

(1) The uniform outfit shown at sub para b is to be issued to all Upper Yardman Officers on promotion from Rating. For Senior Upper Yardmen see Scale 2B.

(2) The outfit shown at Scale 3 sub para b is that required to be maintained by RN commissioned Officers generally.

**b. Basic Outfit**

**(1) Items Provided by Means of Cash Grant**

	Scale	Notes
Evening bag	1	
Tights, black	12 prs	1
Cash grant paid automatically by UPO/Unit HR Cell on receipt of OAL		
Grants and allowances Scale 142 refers		

**(2) Items Provided by Contract Arrangement**

	Scale	Notes
Blue barathea undress uniform suit c/w skirt (jacket, skirt and trousers) with Midshipman's turnbacks or rank lace as appropriate	2	5
Blue barathea, mess jacket	1	
Blue barathea, mess trousers	1 pr	
Blue barathea, long full skirt	1	
White Mess Jacket	1	

(3) **Items Issued from Service Stocks**

	Scale	Notes
Badge, beret	1	
Badge, hat	1	
Bag, Linen	2	
Bag, travelling	1	7
Bag, Day Sack, Black	1	7
Cummerbund, black	1	
Hat, Tricorn	1	
Jersey, H/W blue	2	
Shirt, evening, collar-attached	2	
Shirt, white, collar-attached	4	
Shirt, white, short sleeve	4	
Shoes, black leather, leather soles	1 pr	
Shoes, black leather, non-slip soles	1 pr	
Shorts, PT, blue	2	
Shoulder rank slides	2 prs	
Shoulder rank boards	1 pr	
Tie, evening, double ended	1	
Trousers, working, worsted/polyester	1 pr	
Vest, gym, coloured	4	

(4) **Additional Items for QARNNS Ratings Promoted to Officer****Issued from Service Stocks**

	Scale	Notes
Badge, QA insignia, EGB	4	
Tunic (F), ward clinical, white with navy blue piping	5	
Trousers (F), ward clinical, navy blue	5 prs	
Badge, QA insignia/name, white cloth	5	

c. **Tropical Outfit (Issued on First Occasion of Need)**

(1) **Items Provided Under Contract**

	Scale	Notes
Jacket, bush, white PV	2	
Jacket, mess, white PV	2	
Skirt, White (on request)	2	2

(2) **Items Issued From Service Sources where not Already Held**

	Scale	Notes
Belt buckles	2	
Belt hooks	2	
Belt, waist, white	1	
Buttons, anodised, RN Officers c/w split rings, Size 1 (foreparts and pockets of bush jacket)	8	
Buttons, anodised, RN Officers c/w split rings, Size 2 (mess jacket and shoulder flaps of bush jacket)	6	
Shoes, ward duty, white	1 pr	
Shoes, white (all Ranks and Rates)	1 prs	
Socks, white	6 prs	5
Trousers, white,	2 prs	5
Dress, white, tropical (on request)	6	6

d. **Additional Items for Certain Officers.** For Officers of Flag Rank and certain members of staff, Captains, Commanders in Command, Executive Officers of Major Warships, Attaches, Advisors and British Naval Staffs overseas and certain exchange appointments. For other Officers, when required to conform with accepted international standards of dress on state or major ceremonial occasions as directed by Fleet Commander after consultation with NCHQ Logistics Capability Division.

	Scale	Notes
White Tunic and Trousers	1	3

e. **Personal Loan Items (JSP 886 Vol 6 Part 5 Sect 3 Annex A Paras 56 & 57)**

	Scale	Notes
Boots, Combat assault, black	1 pr	8
Boots, Combat assault, insoles	1	
Discs, identity, stainless steel	2	
Overall, white, (Engineer Officers only)	3	4

**Notes:**

1. *Optionally, black stockings may be worn.*
2. *For Officers appointed to a shore establishment the allowance for the skirt is increased to 4.*
3. *Obtained gratuitously on first occasion of need or free replacement, on a fair wear and tear basis, of garments previously issued. Applications to NCHQ, Logistics Capability Division via main clothing stores.*
4. *To be issued by lead school on first occasion of need.*
5. *Only one issued to QARNNS Officers*
6. *QARNNS Officers x 6 Dresses.*
7. *By exception only; where the individual attended HMS RALEIGH prior to the issue of these items to Phase 1 recruits*
8. *By exception only; exchange if required.*

**4. SCALE 2B – RN Female Officers on Promotion from Senior Rating.**a. **Entitlement to Scale**

- (1) The uniform outfit shown at sub para b is to be issued to all Senior Upper Yardman Officers on promotion from Senior Rating.
- (2) S2910 Kit Record Books are to be presented at BRNC when kitting up.
- (3) The outfit shown at Scale 3 sub para b is that required to be maintained by RN commissioned Officers generally.

b. **Basic Outfit**

(1) **Items Provided by Means of Cash Grant**

	Scale	Notes
Evening bag	1	
Tights, black	12 prs	1
Cash grant paid automatically by UPO/Unit HR Cell on receipt of OAL.		
Grants and allowances Scale 142 refers		

(2) **Items Provided by Contract Arrangement**

	Scale	Notes
Blue barathea undress uniform suit c/w skirt (jacket, skirt and trousers) with Midshipman's turnbacks or rank lace as appropriate	2	5
Blue barathea, mess jacket	1	
Blue barathea, mess trousers	1 pr	
Blue barathea, long full skirt	1	
White Mess Jacket	1	

(3) **Items Issued from Service Stocks**

	Scale	Notes
Badge, beret	1	
Badge, hat	1	
Bag, travelling	1	1
Bag, Day Sack, Black	1	1
Cummerbund, black	1	2
Shirt, evening, collar-attached	2	
Shirt, white, collar-attached	1	
Shirt, white, short sleeve	3	
Shoes, black leather, leather soles	1 pr	
Shorts, PT, blue	2	
Shoulder rank slides	2 prs	
Shoulder rank boards	1 pr	
Tie, evening, double ended	1	2
Trousers, working, worsted/polyester	1 pr	
Vest, gym, coloured	4	

**Notes:**

1. *By exception only; where the individual attended HMS RALEIGH prior to the issue of these items to Phase 1 recruits.*
2. *By exception only; where the individual has not drawn these items as part of their No. 2 dress.*

**5. SCALE 3 – New Entry Male Officers Entered at BRNC Dartmouth for Pre-University, General Naval and Academic Training or appointed to Medical or Dental Cadetships or to Pre-Registration Year Commissions.**

**a. Entitlement to Scale**

- (1) The uniform outfit shown at sub para b is to be issued to all new entry Officers.
- (2) Officers who resume full RN Service, or return on FTRS, after a break of more than 4 years are entitled to free issue of uniform in accordance with sub para b.
- (3) Officers who resume full RN Service, or return on FTRS, after a break of less than 4 years are to be reimbursed in accordance with JSP 754.

**b. Basic Outfit**

**(1) Items Provided by Means of Cash Grant**

	Scale	Notes
Cash grant paid automatically by UPO/Unit HR Cell on receipt of OAL		
Grants and allowances Scale 102 refers		

**(2) Items Provided by Contract Arrangement**

	Scale	Notes
Blue barathea undress uniform suit (Jacket and Trousers)	2	4
Blue barathea mess jacket	1	
Blue barathea mess trousers	1	
White mess waistcoat	1	

(3) **Items Issued from Service Stocks**

	Scale	Notes
General Service Respirator	1	
General Service Respirator – Haversack	1	
General Service Respirator – Canister	1	
Badge, beret	1	
Badge, cap	1	
Bag, Day Sack, black	1	
Bag, travelling	1	
Bag, linen	2	
Belt, waist, black	1	
Beret, blue	1	
Cap, plastic DT	1	
Cummerbund, black	1	
Mk iv Foul Weather Jacket	1	
Flash RN, Foul Weather Jacket	1	
Jersey H/W, blue	1	1
Shirt, evening, collar-attached	2	
Shirt, white, collar-attached	4	
Shirt, white, short sleeve	4	
Shoes, black leather, leather soles	1 pr	
Shoes, black, leather, non-slip soles	1 pr	
Shoes, fitness training	1 pr	
Shorts, PT, blue	2 prs	
Shoulder rank slides	2 prs	
Shoulder rank boards	1 pr	
Socks, thick, black	8 prs	6
Socks, thin, black	4 prs	
Socks, PT, white	2 prs	
Tie, black, polyester	2	
Tie, evening, double ended	1	
Trousers, working, worsted/polyester	2 prs	
Vest, gymnasium	4	



(4) **Additional Items for QARNNS Officers**

	Scale	Notes
Badge, QA insignia, EGB	4	
Tunic (M), ward clinical, white with navy blue piping	5	
Trousers (M), ward clinical, navy blue	5 prs	
Badge, QA insignia/name, white cloth	5	

c. **Tropical Outfit.** Tropical uniform, as detailed in Scale 1, Para 1 sub para c and Para 1 sub para d is to be issued to all officers at Paragraph 3a on first occasion of need.

d. **Personal Loan Items (JSP 886 Vol 6 Part 5 Sect 3 Annex A Paras 56 & 57)**

	Scale	Notes
Boots, combat assault, black	1 prs	
Boots, combat assault, insoles	1	
Boots, DMS	1 pr	
Disc, identity, stainless steel	2	
RNPCS Jacket	2	
RNPCS Trousers	3	
RNPCS T-Shirt	4	
RNPCS Belt	1	
RNPCS Thermal Layer	1	
RNPCS Baseball Cap	1	
Overall, white (Engineer officers only)	3	3
Mk IV Foul Weather Jacket	1	5

**Notes:**

1. *Only one Jersey H/W blue to be maintained on completion of training.*
2. *Not to be maintained on completion of training.*
3. *To be issued by lead school on first occasion of need.*
4. *Only one to be issued to QARNNS Officers.*
5. *Gratuitous exchange for Officers serving onboard seagoing units only.*
6. *Only 4 pairs required to be maintained on completion of training.*



**6. SCALE 4 – New Entry Female Officers Entered at BRNC Dartmouth for Pre-University, General Naval and Academic Training or Appointed to Medical or Dental Cadetships or to Pre-Registration Year Commissions.**

a. **Entitlement to Scale**

- (1) The uniform outfit shown at sub para b is to be issued to all new entry Officers.
- (2) Officers who resume full RN Service, or return on FTRS, after a break of more than 4 years are entitled to free issue of uniform in accordance with sub para b.
- (3) Officers who resume full RN Service, or return on FTRS, after a break of less than 4 years are to be reimbursed in accordance with JSP 754.

b. **Basic Outfit**

(1) **Items Provided by Means of Cash Grant**

	Scale	Notes
Evening bag	1	
Tights black	12 prs	1
Cash grant paid automatically by UPO/Unit HR Cell on receipt of OAL		
Grants and allowances Scale 102 refers		

(2) **Items Provided by Contract Arrangement**

	Scale	Notes
Blue barathea undress uniform suit c/ w skirt (jacket, skirt and trousers)	2	5
Blue barathea mess jacket	1	
Blue barathea mess trousers	1 pr	
Blue barathea, long skirt	1	

(3) **Items Issued from Service Stocks**

	Scale	Notes
General Service Respirator	1	
General Service Respirator – Haversack	1	
General Service Respirator – Canister	1	
Badge, beret	1	
Badge, hat	1	

	Scale	Notes
Bag, linen	2	
Bag, daysack, black	1	
Bag, travelling	1	
Belt, waist, black	1	
Beret, blue	1	
Cummerbund, black	1	
Hat, Tricorn	1	
Mk IV Foul Weather Jacket	1	
Flash RN, Foul Weather Jacket	1	
Jersey, H/W, blue	1	2
Shirt, evening, collar-attached	2	
Shirt, white, collar-attached	4	
Shirt, white, short sleeve	4	
Shoes, black leather, leather soles	1 pr	
Shoes, black, leather, non-slip soles	1 pr	
Shoes, fitness training	1 pr	
Shorts, PT, blue	2 prs	
Shoulder rank slides	2 prs	
Shoulder rank boards	1 pr	
Socks, thick, black	8 prs	
Socks, thin, black	4 prs	
Socks, PT, white	2 prs	
Tie, black, polyester	2	
Tie, evening, double ended	1	
Trousers, working, worsted/polyester	2	
Vest, gymnasium	4	

(4) **Additional Items for QARNNS Officers****Issued from Service Stocks**

	Scale	Notes
Badge, QA insignia, EGB	4	
Tunic (F), ward clinical, white with navy blue piping	5	
Trousers (F), ward clinical, navy blue	5 prs	
Badge, QA insignia/name, white cloth	5	

- c. **Tropical Outfit.** Tropical uniform as detailed in Para 2, sub para c is to be issued to all Officers at Para 4 sub para a above on first occasion of need.
- d. **Personal Loan Items (JSP 886 Vol 6 Part 5 Sect 3 Annex A Paras 56 & 57)**

	Scale	Notes
Boots, combat assault, black	1 pr	
Boots, combat assault, insoles	1	
Boots, DMS, Conductive, non-slip	1 pr	
Disc, identity, stainless steel	2	
RNPCS Jacket	2	
RNPCS Trousers	3	
RNPCS T-Shirt	4	
RNPCS Belt	1	
RNPCS Thermal Layer	1	
RNPCS Baseball Cap	1	
Overall white (Engineer Officers Only)	3	4
Mk IV Foul Weather Jacket	1	6

**Notes:**

1. *Optionally, black stockings may be worn.*
2. *Only one Jersey H/W blue to be maintained on completion of training.*
3. *Not to be maintained on completion of training.*
4. *To be issued by lead school on first occasion of need.*
5. *Only one to be issued to QARNNS Officers.*
6. *Gratuitous exchange for Officers serving onboard seagoing units only.*
7. *Only 4 pairs required to be maintained on completion of training.*



**7. SCALE 5 - Officers Assigned to the United States of America**

As a general rule, Officers are to wear RN uniform. Exceptionally, as summer working uniform, khaki clothing may be worn.

- a. RN Male Officers assigned for Service in the USA are paid a cash grant towards the cost of:

	Scale	Notes
Stone, collar attached shirts	3	2
Stone, drill, washable, trousers	2 prs	2
Stone, webbing belt	1	2
Collar, rank badges	1 set	3
Brown shoes		4
Stone tie		4
Cash grant paid automatically by UPO/Unit HR Cell on receipt of OAL (grants and Allowances Scale 202 refers).		

- b. RN Female Officers assigned for Service in the USA are paid a cash grant towards the cost of:

	Scale	Notes
Stone, collar attached shirts	3	2
Stone, drill, washable trousers	2 prs	2
Stone, webbing, belt	1	2
USN woman officers belt, buckle and tip	1 set	2
Hat, woman officers, USN	1	2
Collar, rank badges	1 set	3
Cash grant paid automatically by Unit HR Cell on receipt of OAL (grants and Allowances Scale 200 refers).		

**Notes:**

1. Paid on first occasion of qualifying only.
2. Stone clothing can usually be obtained in the USA from USN sources.
3. Metal collar badges representing, in miniature, the USN Officers distinction marks of rank may be worn optionally on the khaki shirt by officers assigned for duty, which necessitate their wearing of khaki uniform in the presence of US officers. The badge, available on repayment from CBNS, is to be worn on both sides of the collar with the centre approximately 2.5cm from the bottom. The badges are to be horizontal when the collar is fastened.
4. Optional item provided at officer's own expense.



**8. SCALE 6 - Officers Assigned to Royal Navy Presentation Teams, AIB Board Members, Area Careers Liaison Officers, Ethnic Minority Liaison Officers, Naval Regional Commanders, Chiefs of Staff to Naval Regional Commanders.**

	Scale	Notes
Blue Barathean uniform suit c/w lacing	1	See Note



**Note.** In accordance with JSP 752 Chapter 8 Art 08.0314, Officers assigned to certain high profile roles requiring frequent wearing of ceremonial uniform may be eligible for a grant to purchase a second uniform.

**9. SCALE 7 - Officers Assigned for Service in Naval Attaches' Posts in South America, with No 32 Squadron RAF and Exchange Appointments with the Brazilian Navy.**

**a. Male Officers**

	Scale	Notes
Tropical stone coloured uniform (prestige suit)	1	1
Tropical stone coloured uniform (RM pattern bush jacket and trousers)	1	1
Stone coloured, collar attached shirts	3	2
Brown shoes		3

**b. Female Officers**

To be notified.

**Notes:**

1. Requirements should be notified in the first instance to NCHQ, Logistics Capability Division, who will advise on supply procedures.
2. Available through main clothing stores.
3. Optional item provided at Officer's own expense.

**10. SCALE 8 - Officers Assigned for Service as RN Instructors at NATO Special Weapons School Oberammergau, in Naval Attaches and Assistant Naval Attaches Posts in Ankara, Athens, Bonn, Islamabad, Lisbon, Egypt, Madrid, Muscat and Rome and Naval Party 1002 Diego Garcia.**

	Scale	Notes
Tropical stone coloured Uniform (RM pattern bush jacket and trousers)	2	1
Brown shoes		2

**Notes:**

1. Available from service sources.
2. Optional item provided at Officer's own expense.

**11. SCALE 9 - Officers Assigned to the British Military Advisor and Training Team (BMATT) Barbados**

	Scale	Notes
Tropical stone coloured uniform (RM pattern bush jacket and trousers)	2	1
Shirt, tropical, stone coloured	6	1
Socks, GS, olive drab	6 prs	1
Trousers, stone coloured	1 pr	1
Desert boots	1 pr	1
Shoes brown	1 pr	2

**Notes:**

1. Available from service sources.
2. Optional item provided at Officer's own expense.

**12. SCALE 10 - Officers Assigned to Joint Saudi Supply Support Cell (JSSSC) Saudi Arabia and Naval Attaché Bahrain**

	Scale	Notes
Desert boots chukka	2 pr	1
Shirt, stone coloured, short sleeve	4	2
Trousers, stone coloured	4 pr	3
Epaulettes	2 pr	4
Jacket Combat lightweight	4	
Trousers Combat Lightweight	4 pr	
T-shirt khaki	4	
Sock desert	4	

**Notes:**



1. Qty 1 issued to UK based MOD Saudi Arabian Project.
2. Qty 2 issued to UK based MOD Saudi Arabian Project.
3. Qty 2 issued to UK based MOD Saudi Arabian Project.
4. Qty 2 issued to UK based MOD Saudi Arabian Project.

**13. SCALE 11 - Officers Assigned to Falkland Islands**

(See Annex 39C [Para 9](#)).

**14. SCALE 12 - Officers Assigned to RN Billets in Cyprus**

Basic Kit:

	Scale	Notes
Shirt, desert, MTP	3	
Trousers, desert, MTP	3	
T-Shirt, desert, MTP	3	
Boots, desert	1pr	
Jacket, desert, MTP	1	
Sweat rags, desert MTP	3	
Socks, desert, MTP	5	
Hat, floppy, desert, MTP	1	
Hydration system	1	



**15. SCALE 13 - RN Male Chaplains****a. Basic Outfit****(1) Items Provided by Means of Cash Grant**

	<b>Scale</b>	<b>Notes</b>
Scarf, clerical	1	
Cash grant paid automatically by UPO/Unit HR Cell on receipt of OAL (grants and allowances Scale 118 refers).		

**(2) Items Provided under Contract**

	<b>Scale</b>	<b>Notes</b>
Blue barathea undress uniform suit (jacket and trousers)	2	
Blue barathea mess jacket	1	
Blue barathea mess trousers	1 pr	

**(3) Items Issued from Service Sources**

	<b>Scale</b>	<b>Notes</b>
General Service Respirator	1	
General Service Respirator – Haversack	1	
General Service Respirator - Canister	1	
Badge, beret, Chaplains'	1	
Badge, cap, Chaplains'	1	
Badge collar, cloth, Chaplain's	3prs	
Bag, daysack, black	1	
Bag, travelling	2	
Belt, waist, black	1	
Beret, blue	1	
Cap, plastic, Chaplain's	1	
Cummerbund black	1	
Gloves, brown cape	1 pr	
Mk IV Foul Weather Jacket	1	
Jersey H/W blue	1	
Jersey H/W green	1	1
Jersey sports white	1	
Shirt, double cuff, collar unattached	4	
Shirt, white, collar-attached	5	
Shirt, white, short sleeve	3	

	Scale	Notes
Shoes, black leather, leather sole	1 pr	
Shoes, black, leather, non-slip sole	1 pr	
Shoes, fitness training	2	
Shorts PT blue	2	
Shoulder rank slides	2 prs	
Shoulder rank boards	1 pr	
Socks, thick, black	4 prs	
Socks, thin, black	4 prs	
Tie, black, polyester	1	
Trousers, working, polyester	2	
Vest, gymnasium	2	

b. **Tropical Outfit (to be supplied on the first occasion of need)**

(1) **Items Provided by Means of Cash Grant**

	Scale	Notes
Cassocks, white	2	
Cash grant paid automatically by UPO/Unit HR Cell on receipt of OAL (grants and Allowances Scale 119 refers).		

(2) Tropical uniform as detailed in Para 1 sub para c and Para 1 sub para d is to be issued to all Officers at Para 13 sub para a on first occasion of need.

c. **Personal Loan Items (JSP 886 Vol 6 Part 5 Sect 3 Annex A Paras 56 & 57)**

	Scale	Notes
Boots, combat assault	1 pr	
Boots, combat assault, insoles	1 pr	
Boots, DMS	1 pr	
Discs, identity, stainless steel	2	
Shirt, blue, working FR	2	
Trousers, blue, working FR	2	

**Notes:**

1. *Not to be maintained on completion of training.*
2. *Chaplains are expected to wear Daily Working Rig (DWR) as directed by their ship or unit. However, where practicable, they may wear a dark suit with a clerical collar (black or grey shirt) in place of DWR, unless directed otherwise.*

**16. SCALE 14 - RN Female Chaplains****a. Basic Outfit****(1) Items Provided by Means of Cash Grant**

	<b>Scale</b>	<b>Notes</b>
Evening bag	1	
Tights, black	12 prs	1
Scarf, clerical	1	
Cash grant paid automatically by UPO/Unit HR Cell on receipt of OAL (grants and allowances Scale 190 refers).		

**(2) Items Provided by Contract Arrangement**

	<b>Scale</b>	<b>Notes</b>
Blue barathea undress uniform suit (jacket, skirt and trousers)	2	
Blue barathea mess jacket	1	
Blue barathea mess trousers	1 pr	
Blue barathea long skirt	1	
Skirt, working, worsted/polyester	1	

(3) **Items Issued from Service Sources**

	Scale	Notes
General Service Respirator	1	
General Service Respirator – Haversack	1	
General service Respirator - Canister	1	
Badge, beret, Chaplains	1	
Badge, cap, Chaplain's	2	
Badge collar, cloth, Chaplain's	3prs	
Bag, daysack, black	1	
Bag, travelling	2	
Belt, waist, black	1	
Beret, blue	1	
Cummerbund, black	1	
Gloves, brown cape	1	
Hat, Tricorn	1	
Jersey, sports	1	
Mk IV Foul Weather Jacket	1	
Jersey, H/W, blue	1	
Shirt, double cuff, collar unattached	4	
Shirt, white, collar-attached	5	
Shirt, white, short sleeve	3	
Shoes, black leather, leather soles	1 pr	
Shoes, black, leather, non-slip sole	1 pr	
Shoes, court, black	1 pr	
Shorts, PT, blue	2	
Shoulder, rank, slides	2 prs	
Shoulder, rank boards	1 pr	
Socks, thick, black	4 prs	
Socks, thin, black	4 prs	
Tie, black, polyester	1	
Trousers, working, polyester	2	
Vest, gymnasium	2	

b. **Tropical Outfit (to be issued on first occasion of need)**(1) **Items Provided by Means of a Cash Grant**

	Scale	Notes
Cassock, white, light-weight	2	
Shoes, court, white	1 pr	
Cash grant paid automatically by UPO/Unit HR Cell on receipt of OAL (grants and allowances Scale 119 refers).		

(2) Tropical uniform, as detailed in Para 2 sub para c and Para 2 sub para d is to be issued to all officers at Para 14 sub para a on first occasion of need.

c. **Personal Loan Items (JSP 886 Vol 6 Part 5 Sect 3 Annex A Paras 56 & 57)**

	Scale	Notes
Boots combat assault	1 pr	
Boots combat assault, insoles	1	
Boots, DMS	2 pr	
Discs, identity, stainless steel	2	

	Scale	Notes
Shirt, blue, working FR	2	
Trousers, blue, working FR	2	

**Notes:**

1. *Optionally, black stockings may be worn.*
2. *Not to be maintained on completion of training.*
3. *For Officers appointed to a shore establishment the allowance for the skirt is increased to 4.*
4. *Chaplains are expected to wear Daily Working Rig (DWR) as directed by their ship or unit. However, where practicable, they may wear a dark suit with a clerical collar (black or grey shirt) in place of DWR, unless directed otherwise.*



**17. SCALE 15 - RNR Male Officers (Including RNR Chaplains)**

a. **Basic Outfit**

(1) **Items Provided by Means of Cash Grant**

	Scale	Notes
Blue barathea undress uniform suit with appropriate rank lace (jacket, trousers, skirt (females only))	1	
Skirt, working, pleated (females only)	1	
Cash grant paid automatically by UPO/Unit HR Cell on receipt of OAL (grants and allowances Scales 155-160 refer).		

(2) **Items Issued from Service Stocks:**

(a) **Kit to be issued (by JSUs) at point of allocation to RNR Initial Naval Training**

Item	Scale	Notes
Badge, beret	1	
Bag, Day Sack, black	1	
Beret, blue	1	
Flash, RN, Foul Weather Jacket	1	
Mk IV Foul Weather Jacket	1	
Shoulder rank slides (white flashes)	2 prs	
Socks, thick, black	2 prs	
Boots, combat assault, black	1 pr	
Boots, combat assault, insoles	1	
Boots, DMS	1 pr	
Disc, identity, stainless steel	2	
RNPCS Baseball Cap	1	
RNPCS Belt	1	
RNPCS Jacket	3	
RNPCS Thermal Layer	1	
RNPCS Trousers	3	
RNPCS T-shirt	4	

(b) **Kit to be issued at BRNC during RNR INT(O) Confirmation Course**

Badge, cap	1	
Cap, plastic DT (males only) or Hat, Tricorn (females only)	1	
Bag, linen	1	
Bag, travelling	1	
Belt, waist, black	1	
Cummerbund, black	1	
Jersey, H/W, blue	1	
Shirt, white, collar-attached	3	
Shirt, white, short sleeve	3	
Shoes, black leather, leather soles	1 pr	
Shoes, black leather, non-slip soles	1 pr	
Shoes court, black (females only)	1 pr	
Shoes, fitness training	1 pr	
Shorts, PT, blue	1 pr	
Shoulder rank boards	1 pr	
Shoulder rank slides	2 prs	
Socks, PT, white	2 prs	
Socks, thick, black	6 prs	Only 2 pairs to be maintained on completion of training
Socks, thin black	3 prs	
T Shirt, blue	2	
Tie, black, polyester	1	
Trousers, working, worsted/polyester	2 prs	
Vest, gymnasium	2	
Flash, shoulder, white	1	Issued prior to Phase 2 Training
General Service Respirator	1	
General Service Respirator - Haversack	1	
General Service Respirator - Canister	1	

(c) **Personal Loan Items**

Overall, white	1	Engineer Officers Only
----------------	---	------------------------

(d) **Additional items for QARNNS (Reserve) Officers (to be supplied on first occasion of need):**

	Scale	Notes
Badge, QA insignia, EGB	4	
Tunic, ward clinical, white with navy blue piping	5	
Trousers, ward clinical, navy blue	5 prs	
Badge, QA insignia/name, white cloth	5	

(e) **Additional Items for Chaplains**

	Scale	Notes
RNR Chaplain's Clerical Scarf, provided by means of cash grant, via UPO/Unit HR Cell	1	

(f) **Tropical Outfit (to be supplied on the first occasion of need)**

	All Lists	Notes
Jacket, mess, white PV (provided under contract)	2	
Jacket, bush, white PV (provided under contract)	2	
Skirt, white (on request (provided under contract))	2	
Belt buckles	2	
Belt hooks	4	
Belt, waist, white	1	
Buttons, anodised, RN officers with split ring, Size 1 (foreparts and pockets of bush jacket)	6	
Shoes, white	1 pr	
Shirt, white, short sleeve	2	
Socks, white	2 prs	
Trouser, white PV	2 prs	



**Notes:**

1. *Engineer Officers only.*
2. *RNR Officers undertaking FTRS are entitled to a gratuitous issue of those items that make up the shortfall between Scales 15 and 3. Gratuitous items will be made on first appointment only.*
3. *Chaplains are expected to wear Daily Working Rig (DWR) as directed by their ship or unit. However, where practicable, they may wear a dark suit with a clerical collar (black or grey shirt) in place of DWR, unless directed otherwise.*
4. *Initial issue only as part of Accelerated Officer Programme; not maintained on completion of Phase 1 training. Issued to deploying personnel as part of operational/exercise supplement.*
5. *Issued on first occasion of need.*
6. *Scale of issue for Accelerated Officer Programme is 6 pairs; not maintained on completion of Phase 1 training.*
7. *Not maintained on completion of Phase 1 training.*
8. *Scale of 3 jackets only applicable to new joiners after Sep 16. Third jacket also applicable for deploying personnel in accordance with RNTM.*
9. *Additional 2 shirts issued as part of tropical supplement.*

**18. SCALE 16 - Spare****19. SCALE 17 - RN & RNR Officers (Including Chaplains) Serving in RM & RMR Units**

As a general rule, RN and RNR Officers are to wear RN uniform. Exceptionally, officers in Commando units (including CTCRM) may wear combat dress on operations or field exercises, and military working dress on appropriate occasions when ordered locally. Officers wear shoulder badges of rank on all occasions and black-on-green 'ROYAL NAVY' flashes on both shoulders of the olive green heavy wool jersey. RN chaplains when in the field will be required to wear combat dress or military working dress with the chaplain's badge on the shoulder, and the shoulder title 'Royal Navy' on each arm. The clerical collar and stock are to be worn with military working dress.

Items issued from Service sources:

	<b>RN and RNR Officers (including Chaplains) Serving in RM Commando Units and CTCRM (including personnel under training at CTCRM)</b>	<b>RNR Officers Attached to RMR Units</b>
Badge, beret, Chaplain's, embroidered	1 (Note 4)	1
Beret blue, RN	1	1
Beret, green	1 (Note 1)	1 (Note 1)
Boots, ankle, DMS	1 pr	1 pr
Defenders, ear - Gunfender	1 pr	-
Drawers olive, drab	2 prs (Note 2)	-
Flashes, 'Royal Navy'	2	2
Gloves, knitted polyester, olive drab	1 pr	-
Holdall	1	-
Jersey, wool, heavy, olive drab	1	1
Knife, fork and spoon set	1	-
Lanyard, blue	1	-
Puttee, short	1 pr	-
Shirt, combat	2	2
Shoulder badges EBG	3 prs	3 prs
Socks, polyester, olive drab	3 prs	2 prs
Stockings, khaki	3 prs (Note 3)	-
Towels, hand, green	2 (Note 2)	-
Trousers, men's, lightweight	2 prs (Note 5)	1 pr (Note 5)
Vest, olive drab	2 (Note 2)	-

**Notes:**

1. *To be issued to RN and RNR Officers on Commando qualification.*
2. *To be issued on personal loan.*
3. *To be provided as required and only whilst tropical outfits include olive drab hats, shirts, shorts and trousers on personal loan from unit holdings.*
4. *An additional badge may be issued to Chaplains on qualification for a green beret.*
5. *Trousers, men's, lightweight/barrack dress are designed for clean fatigue wear. They may be used for light training in and around barracks. All personnel should be made aware that they can be a fire hazard: they burn rapidly and decompose into a molten material that adheres to the skin. Such burns are difficult to treat and slow to heal. Heat along from weapon flash or contact with hot metal will melt the material. All personnel should be made aware of the risks involved when wearing the trousers near field cookers, other naked flames or very hot surfaces.*
6. *Chaplains are expected to wear Daily Working Rig (DWR) as directed by their ship or unit. However, where practicable, they may wear a dark suit with a clerical collar (black or grey shirt) in place of DWR, unless directed otherwise.*

**20. SCALE 18 - MSF Officers on Re-Entry**

a. **Entitlement to Scale.** Only MSF Officers who ceased active service more than 4 years before taking up their MSF appointment are entitled to a gratuitous issue of the items listed below. The appropriate Administrative Authority will give approval for the wearing of uniform by MSF Officers. This approval annotated with the last day of active service is the authority for the issue of all items of uniform.

b. **Basic Outfit**(1) **Items Provided under Contract**

	<b>Scale</b>	<b>Notes</b>
Blue Barathea Suit	1	

(2) **Items Issued from Service Sources**

	Scale	Notes
Badge, cap, RN officers	1	
Cap, detachable top. Hat Tricorn	1	
Jersey H/W	1	
Mk iv Foul Weather Jacket	1	
Shirt, white, collar-attached	4	
Shirt, white, short sleeve	4	
Shoes, black leather, non-slip soles	1 pr	
Shoulder slides	2 prs	
Socks, thin, black	4 prs	
Tie, black	2	
Trousers, working, worsted/polyester	2 prs	2



**Notes:**

1. *MSF Officers who take up their appointment after a break of less than 4 years are to be reimbursed in accordance with JSP 754.*
2. *Female MSF Officers may draw 2 skirts WWP instead of trousers WWP or 1 skirt WWP and 1 pair of trousers WWP.*

**21. SCALE 19 - Officers Uniform to be Returned on Early Discharge**

- a. Officers discharged within the first 6 months of service are to return all clothing issued in accordance with Chap 39 Annex 39B [Para 5](#) and [Para 6](#) Scale.
- b. Officers discharged after 6 months but with less than 4 years' service are to return all items in [sub para d](#).
- c. Officers discharged with more than 4 years' service are to return all items on Personal Loan and their General Service Respirator.

d. **Items**

	Qty	Notes
General Service Respirator	1	
Uniform, suit, blue barathea	2	1
Uniform, suit, blue barathea, c/w skirt	1	2
Mess, suit, blue barathea	1	
Blue, barathea, long skirt	1	2
White, waistcoat	1	1
Cap plastic/Hat Tricorn	2	
Cap, badge	2	
Bag, travelling	2	
Bag, Daysack, Black	1	
Mk IV Foul Weather Jacket	1	
Jacket, bush, white	2	3
Trousers, mess, white	2	1 and 3
Skirt, white	2	2 and 3
Jersey, H/W blue	1	
Trousers, working, polyester	1	
Luggage grant		4
All items held on Personal Loan as detailed in Kit Record Book.		

**Notes:**

1. *Male Officers only.*
2. *Female Officers only.*
3. *Only if issued with Tropical Clothing.*
4. *Officers are required to refund the cash grant that is paid for the purchase of suitable luggage, unless they can provide the appropriate receipts for luggage bought. Officers who are unable to provide a receipt may submit an application for waiver to BRNC or CTCRM as appropriate. Each case will be dealt on its merits (JSP 754 refers).*



**22. Scale 20 - Officers Assigned as Military Attaché to Argentina**

**Basic Outfit (Items issued by means of uniform grant)**

	<b>Scale</b>	<b>Notes</b>
Tropical No 1 Jacket	1	
Lightweight Overalls	1	
Tropical Mess Jacket	1	
Prestige Lovat Uniform	1	

**23. SCALE 21 – Sponsored Reserves.**

a. **Basic Outfit**

(1) **Items Issued from Service Stocks**

	<b>Scale</b>	<b>Notes</b>
Badge, beret	1	
Badge, cap	1	1
Belt, waist, black	1	
Beret, blue	1	
Cap, plastic DT	1	1
Mk IV Foul Weather Jacket	1	
RN Patch	1	For FW Jacket
Jersey HW, blue	1	
Shirt, white, collar-attached	3	1
Shirt, white, short sleeve	3	
Shoes, black leather, non-slip soles	1 pr	
Shoulder rank slides	2 prs	
Socks, thin, black	2 prs	
Tie, black polyester	1	1
Trousers, working, worsted/polyester	1 pr	

- b. **Tropical Outfit** (issued on first occasion of need)

**Items Issued from Service Stocks**

	Scale	Notes
Shoes, white	1 pr	
Shirt, white, short sleeved	4	
Shorts, white	2 prs	
Shorts, blue, working	2 prs	
Shoulder rank boards	1 pr	2
Stockings, blue	2	
Stockings, white	2	
Trousers, white PV	2	

- c. **Personal Loan Items (JSP 886 Vol 6 Part 5 Sect 3 Annex A Paras 56 & 57)**

	Scale	Notes
Boots, DMS	1 pr	
Shirt, blue, working FR	2	
Trousers, blue, working FR	2 prs	
Overall, white	2	2
Overall, blue	2	3



**Notes:**

1. *Officers and Senior Ratings only*
2. *Officers only.*
3. *Ratings Only.*

**ANNEX 39C**

**RN AND RNR RATINGS KIT SCALES**

**1. Scale 1 - RN Male Ratings**

- a. **Class I.** Ratings not dressed as Seamen. Warrant Officers, Chief Petty Officers and Petty Officers.
- b. **Class II.** Ratings dressed as Seamen.
- c. **Basic Kit**

**(1) Items Provided by Contract**

	<b>Class I</b>	<b>Class II</b>	<b>Notes</b>
Jacket, uniform Class I	1	-	
Trousers, uniform Class I	1	-	
Jumper, uniform, Class II	-	1	
Trousers, uniform, Class II	-	1	

**(2) Items Provided from Service Sources**

	<b>Class I</b>	<b>Class II</b>	<b>Notes</b>
General Service Respirator	1	1	
General Service Respirator – Haversack	1	1	
General Service Respirator – Canister	1	1	
Badge, cap	1	-	
Badge, beret, metal	1	1	-
Badge, embroidered name	6	6	12
Bag, daysack, black		1	
Bag, travelling	1	1	
Belt, waist, black	1	1	
Beret, blue	1	1	7
Cap, plastic	-	1	
Cap, plastic, detachable top	1	-	
Cap ribbon	-	1	
Collar, seamen's, blue	-	1	
Epaulettes	2	2	1
Flash RN Foul Weather Jacket		1	
Foul Weather Trousers Mk IV		1	
Jersey, H/W blue	1	1	
Lanyard, white	-	1	



	Class I	Class II	Notes
Net Washing		1	
RNPCS Jacket	2	2	
RNPCS Trousers	3	3	
RNPCS T-Shirt	4	4	
RNPCS Belt	1	1	
RNPCS Thermal Layer	1	1	
Scarf, black, assembly	-	1	
Shirt, AWD	3	3	
Shirt, uniform class II	-	1	
Shirt, white, collar-attached	3	-	
Shirt, white, short sleeve	3	3	4
Shirt, T, blue	2	2	6 and 9
Shoes, black leather, DMS	1 pr	1 pr	
Shoes, fitness Indoor/Outdoor	1 pr ea type	1 pr ea type	
Shorts, PT, blue	2	2	5 and 8
Socks, thick, black	3 prs	3 prs	
Socks, thin, black	2 prs	2 prs	
Socks, white	2 prs	2 prs	
Tie, black	2	-	
Trousers, working, polyester	2 prs	2 prs	

d. **Additional Items for Certain Ratings**(1) **Chefs - (Items issued from Service stocks)**

	Class I	Class II	Notes
Jacket Food Handlers	6	6	15 & 16
Neckerchief	6	6	15 & 16
Trousers Food Handlers	6 prs	6 prs	15 & 16
Apron Food Handlers	6	6	15 & 16
Cap Food Handlers	6	6	15 & 16

(2) **Stewards - (Items issued from Service stocks)**

	Class I	Class II	Notes
Shirt, white, short sleeve	4	4	
Trousers, working, polyester	1 pr	1 pr	
Shirt, Uniform Class II	-	1	

(3) **Submariners (on first qualifying for service in submarines) - (Items issued from Service stocks)**

	Class I	Class II	Notes
Cover, suit	2	2	
Drawers, ECW	2 prs	2 prs	
Jersey, wool, white	1	1	
Shirt, T	2	2	
Socks, thick, black	2 prs	2 prs	
Vest, ECW	2	2	

(4) **Royal Navy Police - (Items issued from Service stocks)**

	Class I	Class II	Notes
Trousers, working, polyester	1 pr	1 pr	
Royal Navy Police chest flash when wearing a Foul Weather Jacket Mk IV	1	1	
Quickcuffs (8465-99-864-6459)	1	1	
Case Handcuff (8465-99-876-0487)	1	1	
Black Patrol Boots (Iturri Male 8430995122153-2154 or 8430994458586-8605 or YDS Male 8430995122155-2156 or 8430995846674-6693)	1pr	1pr	

(5) **Medical Assistants/QARNNS - (Items issued from Service stocks)**

	Class I	Class II	Notes
Trousers, working, polyester	1 pr	1 pr	
Badge, QA insignia, EGB	-	4	
Tunic (M), ward clinical, white (with royal blue piping for QA only)	-	5	
Trousers (M), ward clinical, navy blue	-	5 prs	
Badge, QA insignia/name, white cloth	-	5	
Jacket, white, hospital service	6	6	3
Trousers, white, hospital service	6	6	3
Shirt K C	6	6	3
Shoes, ward duty, black	1 pr	1 pr	

(6) **Physical Training Instructor - (Items issued from Service stocks)**

	Class I	Class II	Notes
Tracksuit	1	1	
Shorts, white	6	6	
Shorts, blue	2	2	
Socks, white	6	6	
Trousers, gym	2	2	
White indoor top	6	6	
Sweatshirt, grey	2	2	
Service Issue Indoor training shoe	4	4	3

(7) **Clearance Divers**

	Class I	Class II	Notes
Watch Diving	1	1	12

(8) **Petty Officer Mess Undress**(a) **Items provided by Uniform Grant via UPO/Unit HR Cell**

	Class I	Class II	Notes
Petty Officer Mess Undress (Jacket & Trousers)	1		14



**Note.** All Regular Royal Navy Leading Hands promoted to acting paid or substantive Petty Officer on or after 1 Apr 12 are entitled to a gratuitous issue of a made to measure Mess Dress uniform. There is no retrospective entitlement to this gratuitous issue. Individuals are to contact their Base Port Clothing Store to book an appointment. Any through life alterations or repairs to the Mess Dress are the personal responsibility of the owner.

(b) **Items Issued from Service Sources**

	Class I	Class II	Notes
Bow tie	1		
Cummerbund, male	1		
Shirt, evening, male	1		

(9) **Personnel Employed as Naval Military Training Instructors**

	<b>Class I</b>	<b>Class II</b>	<b>Notes</b>
Cap, Cold Weather	1	1	
T-Shirt, Brown	3	3	
Shirt, Combat, Temperate, MTP	3	3	
Trousers, Combat, Temperate, MTP	3 prs	3 prs	
Thermal Smock Buffalo	1	1	
Jacket, Thermal Softy	1	1	
Trousers, Thermal Softy	1	1	
Smock, Combat MTP	1	1	
Jacket MVP MTP	1	1	
Trousers MVP MTP	1 pr	1 pr	
Boots (Cold Weather)	1 pr	1 pr	
Webbing Belt	1	1	
Sock, Combat, MVP	2 prs	2 prs	
Gloves, Leather, MTP	1	1	
Flask, 1 Ltr	1	1	
Patrol Sack, MTP	1	1	
Head Torch	1	1	
Combat Thermal Undershirt	2	2	

e. **Tropical Outfit (issued on first occasion of need)**

(1) **Items Issued from Service Sources**

	<b>Class I</b>	<b>Class II</b>	<b>Notes</b>
Bush, jacket	1	-	13
Belt buckle	2	-	
Belt hook	2	-	
Belt, waist, white	1	1	
Buttons, Anodised, RN: 2.22 cms (forepart and pockets of bush jackets)	8	-	
Buttons, Anodised, RN: 1.43 cms (shoulder flaps of bush jackets)	2	-	
Jumper, white uniform	-	1	
Shirt, T	-	2	
Shirt, white, short sleeve	1	1	6
Shoes, white canvas	1 pr	1 pr	
Socks, white	2 pr	2 pr	
Trousers, white PV	2 prs	2 prs	

(2) **Additional items for Certain Senior Ratings.** White tunics may be worn by Senior Ratings when required to conform with accepted international standards of dress on State or major ceremonial occasions as directed by Fleet Commander.

f. **Personal Loan Items (JSP 886 Vol 6 Part 5 Sect 3 Annex A Paras 56 & 57) - All Ratings**

	<b>Class I</b>	<b>Class II</b>	<b>Notes</b>
Boots, combat assault	1 pr	1 pr	
Boots, DMS	1 pr	1 pr	10
Disc, identity, stainless steel	2	2	
Coverall, blue	1	1	11

I

**Notes:**

1. *Orange epaulettes are to be issued to RN and RNR ratings during Phase 1 training.*
2. *Additional coveralls issued on first occasion of need: Engineers 2 pr.*
3. *QARNNS/Medical Assistants ratings only.*
4. *Optional for Muslim Junior Ratings shirt white collar attached in lieu of shirt white short sleeve.*
5. *Optional for Muslim ratings tracksuit in lieu of T Shirt and shorts blue.*
6. *Optional for Muslim Ratings trousers white in lieu of shorts blue.*
7. *Muslim Ratings may in addition to the beret wear a Hijab. The Hijab should be a tri-angular shaped, dark blue cotton material, to fit the individual. It is to be provided locally via the establishment tailor and charged to IAC 1G1/1100.*
8. *Not to be maintained as part of kit after completion of Phase 2/Trade Training.*
9. *Only 2 prs to be maintained on Part 1 Training.*
10. *Ratings who routinely work in wet conditions may, at the LO's discretion, be issued with an extra pair of DMS boots on individual loan (MOD Form 3352A).*
11. *To be issued on Personal Loan.*
12. *Issued on first occasion of need at HMS RALEIGH. To be replaced at own cost when required.*
13. *WO1, WO2 and CPOs undertaking Officer of the Day duties in tropical conditions are to be issued an additional bush jacket.*
14. *This Uniform Grant is a one-time only issue applicable to individuals newly promoted to Petty Officer. Future maintenance costs are to be met at the individuals own expense.*
15. *Gratuitous Issue to Stewards on completion of the Petty Officer Catering Services (POCS) Qualifying/Conversion Course.*
16. *Gratuitous Issue to Stewards and AB(D) in MCMV/River Role whilst employed in Galley Duties*



**2. Scale 2 - RN Female Ratings**

- a. **Class I.** Ratings not dressed as Seaman. Warrant Officers, Chief Petty Officers and Petty officers.
- b. **Class II.** Ratings dressed as Seaman.
- c. **Basic Kit**

**(1) Items Provided by Contract**

	<b>Class I</b>	<b>Class II</b>	<b>Notes</b>
Jacket, uniform Class I	1	-	
Trousers, uniform Class I	1	-	
Skirt, uniform, Class I	1	-	
Jumper, uniform, Class II	-	1	
Trousers, uniform, Class II	-	1	

**(2) Items Provided from Service Stocks**

	<b>Class I</b>	<b>Class II</b>	<b>Notes</b>
General Service Respirator	1	1	
General Service Respirator – Haversack	1	1	
General Service Respirator – Canister	1	1	
Badge, Tricorn, hat	1	-	
Badge, beret	1	1	
Badge, embroidered name	6	6	16
Bag, daysack, black		1	
Bag, travelling	1	1	
Belt, waist, black	1	1	
Belt Blue RN PCS	1	1	
Beret, blue	1	1	12
Cap, plastic	-	1	
Cap ribbon	-	1	
Collar seamen's, blue	-	1	
Epaulettes	2	2	1
Fleece Base Layer RN PCS	1	1	
Hat, Tricorn	1	-	
Foul Weather Jacket Mk IV	1	1	
Jersey, H/W, blue	1	1	

	Class I	Class II	Notes
Lanyard, knife	-	1	
RNPCS Jacket	2	2	
RNPCS Trousers	3	3	
RNPCS T-Shirt	4	4	
RNPCS Belt	1	1	
RNPCS Thermal Layer	1	1	
Scarf, black, assembly	-	1	
Shirt, uniform, Class II	-	1	
Shirt, white, collar-attached	3	-	
Shirt, white, short sleeve	3	3	9
Shoes, black leather, DMS	1 pr	1 pr	
Shoes, court, black (on first occasion of need)	1 pr		
Shoes, fitness Indoor/Outdoor	1 pr ea type	1 pr ea type	
Shorts, PT, blue	2	2	10 and 13
Skirt, working, pleated	1	1	
Socks, thick, black	3 prs	3 prs	
Socks, thin, black	2 prs	2 prs	
Socks, white	2 prs	2 prs	
Tie, black	2	-	
Trousers, working, worsted/polyester	2 pr	2 pr	

d. **Additional Items for Certain Ratings**

(1) **Chefs - (items issued from Service stocks)**

	Class I	Class II	Notes
Jacket, food handlers	6	6	17
Neckerchief	6	6	17
Trousers, food handlers	6 prs	6 prs	17
Apron, food handlers	6	6	17
Cap, food handlers	6	6	17

(2) **Stewards - (items issued from Service stocks)**

	Class I	Class II	Notes
Shirt, white, short sleeve	4	4	
Trousers, WP/skirt pleated	1 pr	1 pr	
Shirt, Uniform Class II		1	



(3) **Royal Navy Police - (items issued from Service stocks)**

	Class I	Class II	Notes
Trousers, WP/skirt pleated	1	1	
Royal Navy Police chest flash when wearing a Foul Weather Jacket Mk IV	1	1	
Quickcuffs (8465-99-864-6459)	1	1	
Case Handcuff (8465-99-876-0487)	1	1	
Black Patrol Boots YDS Female 8435995846694-6707)	1 pr	1 pr	

(4) **Medical Assistants/QARNNS - (items issued from Service stocks)**

	Class I	Class II	Notes
Trousers WP/skirt, pleated	1	1	
Belting, petersham coloured	9 de	9 de	
Dress, white	12	12	
Badge, QA insignia, EGB	-	4	
Tunic (F), ward clinical, white (with royal blue piping for QA only)	-	5	6 and 7
Trousers (F), ward clinical, Navy Blue	-	5 prs	
Jacket White Hospital Service	6	6	6
Trousers White Hospital Service	6	6	6
Shirt KC	6	6	6
Badge, QA insignia/name, white cloth	-	5	
Shoes, ward duty black	1 pr	1 pr	



**Note.** New entry JRs will no longer be issued with a Class II skirt at HMS RALEIGH. All JRs may on first occasion of need, draw a Class I skirt ie. as worn by Officers and SRs.

(5) **Physical Training Instructor - (items issued from Service stocks)**

	Class I	Class II	Notes
Tracksuit	1	1	
Shorts, white	6	6	
Shorts, blue	2	2	
Socks, white	6	6	
Trousers, gym	2	2	
Waist belt	1	1	
Shirt, women's, white, PTI	3	3	4
Vest, women's, white, PTI	2	2	4
Indoor top, white	6	6	
Sweatshirt, grey	2	2	
Service Issue Indoor training shoe	2	2	

(6) **Petty Officer Mess Undress**

(a) **Items Provided by Uniform Grant via UPO/Unit HR Cell**

	Class I	Class II	Notes
Petty Officer Mess Undress (Jacket & Trousers)	1		19



**Note.** All Regular Royal Navy Leading Hands promoted to acting paid or substantive Petty Officer on or after 1 Apr 12 are entitled to a gratuitous issue of a made to measure Mess Dress uniform. There is no retrospective entitlement to this gratuitous issue. Individuals are to contact their Base Port Clothing Store to book an appointment. Any through life alterations or repairs to the Mess Dress are the personal responsibility of the owner

(b) **Items Issued from Service Sources**

	Class I	Class II	Notes
Bow tie	1		
Cummerbund, female	1		
Shirt, evening, female	1		

(7) **Personnel Employed as Naval Military Training Instructors**

	Class I	Class II	Notes
Cap, Cold Weather	1	1	
T-Shirt, Brown	3	3	
Shirt, Combat, Temperate, MTP	3	3	
Trousers, Combat, Temperate, MTP	3 prs	3 prs	
Thermal Smock Buffalo	1	1	
Jacket, Thermal Softy	1	1	
Trousers, Thermal Softy	1	1	
Smock, Combat MTP	1	1	
Jacket MVP MTP	1	1	
Trousers MVP MTP	1 pr	1 pr	
Boots (Cold Weather)	1 pr	1 pr	
Webbing Belt	1	1	
Sock, Combat, MVP	2 prs	2 prs	
Gloves, Leather, MTP	1	1	
Flask, 1 Ltr	1	1	
Patrol Sack, MTP	1	1	
Head Torch	1	1	
Combat Thermal Undershirt	2	2	

e. **Tropical Outfit (issued on first occasion of need)**(1) **Items Provided by Contract**

	Class I	Class II	Notes
Skirts	1	-	5

(2) **Items Issued from Service Sources**

	Class I	Class II	Notes
Bush jacket	1	-	
Belt buckle	1	-	
Belt hook	2	-	
Belt, waist, white	1		
Buttons, RN Anodised with split rings: 2.22 cms (forepart and pockets of bush jackets)	8	-	
Buttons, RN Anodised with split rings: 1.43 cms (shoulder flaps of bush jackets)	2	-	
Jumper, white, uniform	-	1	
Scarf, black assembly	-	1	
Shirt, T	-	2	
Shirt, white, short sleeve	1	1	9
Shoes, white canvas	1 pr	1 pr	
Socks, white	2 prs	2 prs	
Trousers, white PV	2 prs	2 prs	

(3) **Additional Items for Certain Senior Ratings.** White tunics may be worn by Senior Ratings when required to conform with accepted international standards of dress on State or Major Ceremonial occasions as directed by Fleet Commander.

f. **Personal Loan Items (JSP 886 Vol 6 Part 5 Sect 3 Annex A Paras 56 & 57) - All Ratings**

	Class I	Class II	Notes
Boots, combat assault	1 pr	2 prs	
Boots, DMS	1 pr	1 pr	15
Discs, identity, stainless steel	2	2	
Coverall, blue	1	1	2

**Notes:**

1. *RN and RNR Ratings are to be issued orange epaulettes to be worn during Phase 1 training.*
2. *Additional coveralls issued on first occasion of need: Engineers 2 pr.*
3. *Local purchase only, further information available from Staff Officer Policy HMS TEMERAIRE.*
4. *Entitled to a maximum of 5 shirts or vests. Preferred configuration to be determined by serving unit.*
5. *Senior Ratings drafted ashore will be entitled to 4 skirts.*
6. *QARNNS Ratings only - white tunic with royal blue piping.*
7. *Medical Assistants only - plain white tunic.*
8. *Senior Ratings only.*
9. *Optional for Muslim Junior Ratings shirt white collar attached in lieu of shirt white short sleeve.*
10. *Optional for Muslim Ratings tracksuit in lieu of T shirt and shorts white.*
11. *Optional for Muslim Ratings trousers white in lieu of shorts white.*
12. *Muslim Ratings may in addition to the beret wear an Hijab. The Hijab should be a tri-angular shaped, dark blue cotton material, to fit the individual. Stock held at OCS HMS RALEIGH for call off as required. NSN 8415 99 862 1577 refers.*
13. *Not to be maintained as part of kit after completion of Phase 2 training.*
14. *Only 2 prs to be maintained on completion of Phase 1 training.*
15. *Ratings who routinely work in wet conditions may, at the LO's discretion, be issued with an extra pair of DMS boots on Individual Loan (S95).*
16. *Issued on first occasion of need at HMS RALEIGH. To be replaced at own cost when required.*
17. *Gratuitous Issue to Catering Services (Delivery) on completion of the Petty Officer Catering Services (POCS) Qualifying/Conversion Course.*
18. *This Uniform Grant is a one-time only issue applicable to individuals newly promoted to Petty Officer. Future maintenance costs are to be met at the individuals own expense.*



**3. Scale 3 - Naval Careers Service Male RN RFR Careers Adviser (CA)**

**Note.** Replacement factors shown denote the estimated wear life per garment for guidance. Garments should not be replaced before this is justified.

**a. Items Provided by Contract (Note 1)**

	Scale	Replacement Rates	Notes
Badge, breast, Naval Careers Service	2	As required	2
Jacket, uniform, Class I	1	Nil	3
Trousers, uniform, Class I	1	Nil	3

**b. Items Issued From Service Sources (Note 1)**

	Scale	Replacement Rates	Notes
Badge, cap	1	As required	4 and 5
Belt, waist, black	1	As required	
Cap, peaked	1	As required	
Foul Weather Jacket Mk IV	1	Nil	3
Foul Weather Trousers Mk IV	1	Nil	3
Jersey, heavy wool	1	As required	
Shirt, white long sleeve	4	As required	
Shirt, white, short sleeve	4	As required	
Shoes, black leather, DMS	1 pr	As required	
Slides, shoulder, rate badge	2 prs	As required	4 and 5
Socks, thick, black	2 prs	As required	
Socks, thin, black	2 prs	As required	
Tie, black	2	As required	
Trousers, working, worsted/polyester	2	1 every year	3



**Notes:**

1. *These items are to be issued on initial entry into the Naval Careers Service in addition to the Home Retention Scale of kit retained on discharge from active service in accordance with Scale 22.*
2. *The Naval Careers Service breast badges, (one with pin fastener and one with magnetic fastener), to be provided by Captain Naval Recruiting contract.*
3. *These items may be exchanged for new items, if necessary, at the intervals specified or earlier if there is sufficient evidence that irreparable wear or damage is due to Service reasons beyond the owner's control.*
4. *A CA3 is entitled on advancement to CA2 to a gratuitous initial issue, if not previously received, of the full range of CPO badges in accordance with the scales laid down in [Para 1](#) of Annex 39D.*
5. *A CA2 is entitled on advancement to CA1 to a gratuitous initial issue, if not previously received, of the full range of WO badges in accordance with the scales laid down in [Para 1](#) of Annex 39D.*

**4. Scale 4 - Naval Careers Service Female RN RFR Careers Adviser (CA)**



**Note.** *Replacement factors shown denote the expected wear life per Garment for guidance. Garments should not be replaced before this is justified.*

a. **Items Provided by Contract (Note 1)**

	<b>Scale</b>	<b>Replacement Rates</b>	<b>Notes</b>
Badge, breast, Naval Careers Service	2	As required	2
Jacket, uniform, Class I	1	Nil	3
Skirt, uniform, Class 1	1	Nil	3
Trousers, uniform Class 1	1	Nil	3

b. **Items Issued From Service Sources (Note 1)**

	Scale	Replacement Rates	Notes
Badge, Tricorn, hat	1	As required	4 and 5
Belt, waist, black	1	As required	
Hat, Tricorn	1	As required	
Foul Weather Jacket Mk IV	1	Nil	3
Foul Weather Trousers Mk IV	1	Nil	3
Jersey, heavy wool	1	As required	
Shirt, white long sleeve	4	As required	
Shirt, white, short sleeve	4	As required	
Shoes, black leather, DMS	1 pr	As required	
Skirt, working, diagonal serge	2	1 every year	3
Slides, shoulder, rate badge	2 prs	As required	4 and 5
Socks, thin, black	4 prs	As required	
Tie, black	2	As required	

**Notes:**

1. *These items are to be issued on initial entry into the Naval Careers Service in addition to the Home Retention Scale of kit retained on discharge from active service in accordance with Scale 23.*

2. *The Naval Careers Service breast badges, (one with pin fastener and one with magnetic fastener), to be provided by Captain Naval Recruiting contract.*

3. *These items may be exchanged for new items, if necessary, at the intervals specified or earlier if there is sufficient evidence that irreparable wear or damage is due to Service reasons beyond the owner's control.*

4. *A CA3 is entitled on advancement to CA2, to a gratuitous initial issue, if not previously received, of the full range of CPO badges in accordance with the scales laid down in [Para 1](#) of Annex 39D.*

5. *A CA2 is entitled on advancement to CA1, to a gratuitous initial issue, if not previously received, of the full range of WO badges in accordance with the scales laid down in [Para 1](#) of Annex 39D.*



### 5. Scale 5 - RN Ratings Serving in North America

Senior Ratings serving in North America for a period of at least 9 months. (As a general rule, ratings are to wear RN uniform. Exceptionally as a working uniform, khaki clothing may be worn. See [Note 1](#)).

	Scale	Notes
Belt, webbing, khaki	1	2
Collar rank badges	2	2
Shirt, khaki, short-sleeved	3	2
Trousers, khaki	2 prs	2



**Notes:**

1. *Similar arrangements apply to ratings assigned for lesser periods. CBNS Washington or SSA SWS/CSSE, as appropriate, is to review, in each case, the need to provide khaki clothing.*
2. *Eligible ratings are to provide themselves with these items from US Service sources. Receipted invoices are to be forwarded to Royal Navy Overseas Support Unit, HMS NELSON.*

### 6. Scale 6 - RN Ratings Serving in Commando Units and Medical Branch Male Ratings Serving in Other RM Units

- a. As a general rule, RN personnel in RM units are to wear RN uniform. Class II Ratings are to wear cap ribbons lettered 'ROYAL MARINES UNIT'. Exceptionally, RN personnel in commando units, including CTCRM, and RN Medical Branch Ratings only, in other RM units, may wear combat dress on operations or field exercises, and military working dress on appropriate occasions when ordered locally.
- b. Shoulder flashes lettered 'ROYAL NAVY COMMANDO' in black on green as appropriate, are worn by Commando qualified personnel. The shoulder flashes are to be worn as detailed in Chapter 40.
- c. On combat dress and military working dress rank and rate badges are worn as follows:
  - (1) RN Warrant Officers black on green, or anodised badges, in the same manner as RM Warrant Officers.
  - (2) CPOs, POs and Leading Hands; black on green shoulder badges.
- d. Black on green 'ROYAL NAVY COMMANDO' shoulder flashes are to be worn on olive green heavy wool jerseys and CS95 as detailed in [Para 2](#).
- e. Parachutist badge is to be worn on the right cuff and the Commando badge is to be worn on the left cuff of No 1 Dress, 127mm from the end of the sleeve. No other badges are to be worn on No 1 Dress.



	Scale	Notes
Beret, green	1	1
Boots, combat, assault	pr	
Cap ribbon, lettered 'ROYAL MARINES UNIT'	1	2
Defenders, ear, gunfender	1 pr	
Drawers, olive drab	2 prs	3
Gloves, knitted polyester, olive drab	1 pr	
Holdall	1	
Jersey, wool, heavy, olive drab	1	
Knife, fork and spoon set	1	
Lanyard, white	1	
Puttees, short	1 pr	
Shirt, combat	2	
Socks, olive drab	3 prs	
Stockings, khaki	3 prs	4
Towels, hand, green	2	3
Trousers, olive drab	2 prs	
Vest, olive drab	2	3
Wrist strap, brown	1	5

**Notes:**

1. *Only for Commando qualified personnel.*
2. *Class II Ratings only.*
3. *Provided on Personal Loan.*
4. *To be provided as required and only whilst tropical outfits include hats, shirts, shorts and trousers in olive drab.*
5. *WOs only.*
6. *All other garments in temperate or tropical combat assemblies are to be provided on Individual Loan when required.*



**7. Scale 7 - Female Ratings Assigned to Serve With Royal Marines Units in Northern Ireland**

	Scale	Notes
Cap, ribbon, lettered 'ROYAL MARINES UNIT'	1	1
Jersey, heavy wool, olive drab	1	
Parka or anorak, working dress	1	2
Shirt, olive drab	1	



**Notes:**

1. *Class II Ratings only.*
2. *Issued on arrival in Northern Ireland.*

**8. Scale 8 - Naval Party 1002 - Diego Garcia. Uniform Scale for RN Male and Female Ratings on Police and Customs Duty**

a. **Customs Duty**

(1) **All Ratings**

	Scale	Notes
Shirts, tropical, stone	4	1
Shorts, tropical, stone	4 prs	1
Stockings, RM, stone	4 prs	1
Trousers, tropical, stone	2 pr	1 and 2
Boots, desert, RAF	1 pr	1
Beret, grey, Army	1	1
Badge, beret	1	3
Buckle belt	1	3

(2) **Female Ratings**

	Scale	Notes
Dress, warm weather	3	1
Shoes, flat, brown or fawn	1 pr	4

b. **Police Duty**(1) **All Ratings**

	<b>Scale</b>	<b>Notes</b>
Shirt, white, with patch pockets/radio and shoulder straps	6	1
Trousers, black lightweight	3 prs	1
Boots, lightweight patrol, black warm weather, high leg	1	1
BIOT Police badge, hat	1	3
Belt, trouser	1	3
Cap, Service MOD Police	1	1

(2) **Female Ratings**

	<b>Scale</b>	<b>Notes</b>
Hat, Service MOD Police	1	1

**Notes:**

1. *Issued by RM Poole before departure.*
2. *Senior Ratings only.*
3. *Issued on arrival at Diego Garcia.*
4. *To be purchased in UK. Receipts to be kept for refund at Diego Garcia.*

**9. Scale 9 - RN Officers and Ratings Assigned to The Falkland Islands**

	Scale	Notes
Boots Combat Assault	1 pr	1
Insoles for boots	1 pr	1
Jacket, MTP	1	1
Jacket, MTP	3	1
Liner, MTP	1	1
Liner, thermal, MTP	1	1
Trousers, MTP	1	1
Trousers, lightweight, MTP	3	1
T Shirt	4	1
Drawers, cold weather	3	1
Shirts, Norwegian	2	1
Hood, field, jacket	1	1
Gloves, combat	1 pr	1
Gloves, contact	1 pr	1
WO1 brown wrist strap	1	1 and 2



**Notes:**

1. *This scale is the default for authorised RN personnel to wear. (Criteria met iaw Chapter 38 Para 3823). It is to be adjusted accordingly to meet climatic conditions. Personnel are to note that it is not an alteration to Standing Mounting Cell Scale. The full kit list issued for Operational Tours by Mounting Cell remains extant.*

2. *WO1 only.*

**10. Scale 10 - RN Senior Ratings Serving with British Military Advisory and Training Team (BMATT) Barbados and Tortola, British Virgin Islands**

	Scale	Notes
Tropical stone coloured uniform (RM pattern bush jacket and trousers)	1	
Shirt, Stone coloured, Short sleeve	6	
Socks, GS, olive drab	6 prs	
Stone coloured cap cover	2	
Trousers, stone coloured	1 pr	
Desert boots	1 pr	

**11. Scale 11 - Senior Ratings Assigned to Saudi Arabia**

	Scale	Notes
Desert boots	2 prs	1
Shirt, stone coloured, short sleeve	4	2
Trousers, stone coloured	4 prs	3
Epaulettes	2 pr	4
Jacket, DPM, combat, lightweight	4	
Trousers, DPM, combat, lightweight	4 pr	

**Notes:**

1. Qty 1 to be issued to UK based MOD Saudi Arabian Project.
2. Qty 2 to be issued to UK based MOD Saudi Arabian Project.
3. Qty 2 to be issued to UK based MOD Saudi Arabian Project.
4. Qty 2 to be issued to UK based MOD Saudi Arabian Project.

**12. Scale 12 - RN Ratings Assigned to HQ AFNORTH, HQ BALTAP and Canada**

**Items Provided by Means of a Cash Grant**

	Scale	Notes
Boots, leather, black, fur-lined	1 pr	See Note
Gloves, leather, fur-lined	1 pr	See Note
Hat, fur lined	1	See Note



**Note.** Eligible ratings are to provide themselves with these items from HQ Logistics Capability Division approved sources. Receipted invoices are to be forwarded to UPO/Unit HR Cell for reimbursement.

**13. Scale 13 - RN Ratings Assigned to AIB as Board Senior Ratings**

**Items Provided by Contract**

	Scale	Notes
Jacket, uniform, Class I	1	
Trousers, uniform, Class I	1 pr	

**14. Scale 14 - RNR Male and Female Ratings**

- a. **Class I.** Ratings not dressed as Seamen, Warrant Officers, Chief Petty Officers and Petty Officers.
- b. **Class II.** Ratings dressed as Seamen
- c. **Basic Kit**

(1) **Items Provided by Contract**

	Class I	Class II	Notes
Jacket, uniform, Class I	1	-	
Trousers, uniform, Class I	1 pr	-	
Skirt, uniform, Class I (females only)	1		
Jumper, uniform, Class II	-	1	1
Trousers, uniform, Class II	-	1pr	1

(2) **Items Provided from Service Stocks**(a) **Kit to be issued (by JSUs) at point of allocation to RNR Initial Naval Training**

	<b>Class I</b>	<b>Notes</b>
Badge, beret	1	
Beret, blue	1	
Boots, HC (Combat Assault)	1 pr	
RNPCS - Jacket	3	
RNPCS - Trousers	3	
RNPCS - T-Shirt	4	
RNPCS - Belt	1	
RNPCS - Cap	1	
RNPCS - Thermal Layer		
Socks, thick, black	4 prs	
Foul Weather Jacket	1	
RN Patch	1	FW Jacket
Shorts PT	1	
T Shirt, Blue	2	Gymnasium
Shoes, fitness	1 pr	
Socks, white PT	2 prs	
Daysack	1	

(b) Kit to be issued on arrival at the Confirmation Course to bring  
Individuals up to RN Scale

	Class I	Class II	Notes
Belt, waist, black	1	1	
Cap, plastic JR	1	1	
Cap, ribbon	-	1	
Collar, seaman's, blue	-	1	
Epaulettes	2	2	
Flash, shoulder, white	1	1	2
Lanyard, knife	-	1	
Silk assembly	-	1	
Badge embroidered name	3	3	
Shirt, white, short sleeve	2	2	
Jersey H/W blue	1	-	
Shoes, black leather, DMS	1pr	1pr	
Shoes, court, black, (females only)	1pr	1pr	
Socks, thick, black	2 prs		
Socks, thin black	2 prs	2 prs-	
Trousers, working, polyester	2 prs	2 prs	
General Service Respirator	1		
General Service Respirator - Haversack	1		
General Service Respirator - Canister	1		
Net Washing	1		
Bag, black, travelling	1		



**Notes:**

1. Issued during Confirmation Course at HMS RALEIGH
2. Issued during Confirmation Course at HMS RALEIGH prior to commencing Phase 2 training.



## (c) Tropical Outfit (issued on first occasion of need):

	Class I	Class II	Notes
Bush, jacket	1	-	
Belt buckles	2	-	
Belt hooks	2	-	
Belt, waist, white	1	1	
Buttons, anodised, RN 2.22 cms (forepart and pockets of bush jackets))	8	-	
Buttons, anodised, RN 1.43 cms (shoulder flaps of bush jackets)	2	-	
Jumper, white, uniform	-	1	
Scarf, black assembly	-	1	
Shoes, white, canvas	1 pr	1 pr	
Skirt, white (females only)	1	-	
Socks, white	2 prs	2 prs	
Trousers, white, PV	2 prs	2 prs	



**Note.** Tropical uniform is only to be issued to ratings undergoing continuous training in ships or establishments where tropical clothing is worn.

## (d) Chefs

	Class I	Class II	Notes
Jacket Food Handlers	3	3	
Neckerchief	3	3	
Trousers, Food Handlers	3 prs	3 prs	
Apron, Food Handlers	3	3	
Cap, Food Handlers	3	3	

(e) **Physical Training Instructor**

	Class I	Class II	Notes
Tracksuit	1	1	
Shorts, white	6	6	
Shorts, blue	2	2	
Socks, white	6	6	
Trousers, gym	2	2	
Indoor top, white	6	6	
Shirt, women's white, PTI	3	3	Max of 5 tops
Vest, women's white, PTI	2	2	
Sweatshirt, grey	2	2	
Service Issue indoor training shoe	2	2	

(f) **QARNNS Ward Clinical Uniform (to be supplied on the first occasion of need)**

	Scale	Notes
Tunic, ward clinical, white with navy blue piping	5	
Trousers, ward clinical, navy blue	5 prs	
Badge, QA insignia/name, white cloth	5	

**Notes:**

1. *Tropical uniform is only to be issued to ratings undergoing continuous training in ships or establishments where tropical clothing is worn.*
2. *Issued at HMS RALEIGH upon arrival. To be replaced at own expense when required.*
3. *Issued on first occasion of need.*
4. *Issued during Confirmation Course at HMS RALEIGH.*
5. *Scale of 3 jackets only applicable to new joiners after Sep 16. Third jacket also applicable for deploying personnel in accordance with RNTM.*



**15. Scale 16 - Ratings Assigned to RN Cyprus Squadron**

**Basic Kit**

	Scale	Notes

Shirt, desert, MTP	3	
Trousers, desert, MTP	3	
T-shirt, desert, MTP	3	
Boots, desert	1	
Jacket, desert, MTP	1	
Sweat rags, desert, MTP	3	
Socks, desert, MTP	5	
Hat, floppy, desert, MTP	1	
Hydration system	1	
WO1 brown wrist strap	1	See Note



**Note.** WO1 only.

**16. Scale 17 - Spare**

**17. Scale 18 - Spare**

**18. Scale 19 - Spare**

**19. Scale 20 - Spare**

**20. Scale 21 - Spare**

**21. Scale 22 - Home Retention Kit for Male RN RFR Ratings**

The Home Retention Kit listed below is to be retained on discharge from active service by ratings with a Reserve liability:

	Class I	Class II	Notes
AGR	1	1	
Badge, beret	1	1	
Bag, travelling	1	1	
Beret	1	1	
Disc, identity, stainless steel	2	2	
Epaulettes	2	2	
Foul Weather Jacket Mk IV		1	
Foul Weather Trousers Mk IV		1	
Jersey, H/W, blue	1	1	
Kit Record Book	1	1	
RNPCS Jacket	2	2	
RNPCS Trousers	3	3	
RNPCS T-Shirt	4	4	
RNPCS Belt	1	1	
RNPCS Thermal Layer	1	1	
Shirt, white, collar attached	2	-	
Shirt, white, short sleeve	3	3	
Shoes, black leather, DMS	1 pr	1 pr	
Tie, black	1	-	
Trousers, working, worsted	1 pr	1 pr	

**22. Scale 23 - Home Retention Kit for Female RN RFR Ratings**

The Home Retention Kit listed below is to be retained on discharge from active service by ratings with a Reserve liability:

	Class I	Class II	Notes
General Service Respirator	1	1	
General Service Respirator - Haversack	1	1	
General Service Respirator - Canister	1	1	
Badge, beret	1	1	
Bag, travelling	1	1	
Beret, blue	1	1	
Disc, identity, stainless steel	2	2	
Epaulettes	2	2	
Foul Weather Jacket Mk IV		1	
Foul Weather Trousers Mk IV		1	
Jersey, H/W, blue	1	1	
Kit Record Book	1	1	
RNPCS Jacket	2	2	
RNPCS Trousers	3	3	
RNPCS T-Shirt	4	4	
RNPCS Belt	1	1	
RNPCS Thermal Layer	1	1	
Shirt, white, collar attached	2	-	
Shirt, white, short sleeve	3	3	
Shoes, black leather, DMS	1 pr	1 pr	
Tie, black	1	-	
Trousers, working, worsted	1 pr	1 pr	

**23. Scale 24 - Scale of Uniform to be taken to Military Corrective Training Centre**

	Male SRs	Male JRs	Female SRs	Female JRs
Badge, beret	1	1	1	1
Badge, cap	1	-	1	-
Belt, waist, black	1	1	1	1
Beret, blue	1	1	1	1
Boots, combat, assault	1 pr	1 pr	1 pr	1 pr
Cap, plastic	1	1	-	1
Cap ribbon	-	1	-	1
Collar, seaman's, blue	-	1	-	1
Hat, Tricorn	-	-	1	-
Jacket, uniform, Class I	1	-	1	-
Foul Weather Jacket Mk IV	1	1	1	1
Foul Weather Trousers Mk IV	1	1	1	1
Jersey universal/Jersey heavy wool	1	1	1	1
Jumper, uniform, Class II	-	1	-	1
Lanyard, white	-	1	-	1
General Service Respirator	1	1	1	1
General Service Respirator - Haversack	1	1	1	1
General Service Respirator - Canister	1	1	1	1
Scarf, black, assembly	-	1	-	1
RNPCS Jacket	2	2	2	2
RNPCS Trousers	3	3	3	3
RNPCS T-Shirt	4	4	4	4
RNPCS Belt	1	1	1	1
RNPCS Thermal Layer	1	1	1	1
Shirts, uniform, Class II	-	1	-	1
Shirt, white, long sleeve	3	-	3	-
Shirt, white, short sleeve	3	3	3	3
Shoes, black leather	1 pr	1 pr	1 pr	1 pr
Shoes, fitness	1 pr	1 pr	1 pr	1 pr
Skirt, uniform, Class I	-	-	1	-
Socks, black (thick for boots, thin for shoes)	5 prs	5 prs	5 prs	5 prs
Tie, black, polyester	1	-	1	-
Trousers, uniform, Class I	1 pr	-	1 pr	1
Trousers, uniform, Class II	-	1 pr	-	1 pr
Trousers, working, worsted/polyester	1 pr	1 pr	1 pr	1 pr

**24. Scale 25 - Ratings Uniform to be Returned on Early Discharge**

- a. Ratings discharged within the first 6 months of service are to return all clothing issued in accordance with BR 3 Part 6 Chapter 39 [Annex 39C](#) Scales.
- b. Ratings discharged after 6 months but with less than 4 years' service are to return all items listed below.
- c. Ratings discharged with more than 4 years' service are to return all items on Personal Loan and their AGR.

	Class I	Class II	Notes
General Service Respirator	1	1	
General Service Respirator - Haversack	1	1	
General Service Respirator - Canister	1	1	
Badge, beret	1	1	
Bag, travelling	1	1	
Bag, daysack, black	1	1	
Beret, blue	1	1	
Cap, plastic	-	1	
Cap, plastic/Tricorn	1	-	
Collar seaman's, blue	1	1	
Foul Weather Jacket Mk IV	1	1	
Foul Weather Trousers Mk IV	1	1	
Jacket, bush	1	-	1
Jumper, white, uniform	-	1	1
Trousers, white, PV	2	2	1
Jersey, H/W, blue	1	1	
Jacket, uniform, Class 1	1	-	
Trousers, uniform, Class 1	1	-	
Jumper, uniform, Class 11	-	1	
Trousers, uniform, Class 1	-	1	
Pillow slip	2	2	
Scarf, black assembly	-	1	
Sheets, ratings	2	2	
Trouser Kit Record Book	1	1	
RNPCS Jacket	2	2	2
RNPCS Trousers	3	3	3
RNPCS T-Shirt	4	4	4
RNPCS Belt	1	1	2
RNPCS Thermal Layer	1	1	2
Shirt, AWD	3	3	2
Shoes, black leather, DMS	1	1	
Trousers, AWD	2 prs	2 prs	2
Trousers, working, worsted	1 pr	1 pr	
All items held on Personal Loan as detailed in Kit Record Book.			



**Notes:**

1. *Only if issued with Tropical Clothing.*
2. *AWD and/or RNPCS as issued.*



## ANNEX 39D

## GRATUITOUS ISSUE OF BADGES RN RATINGS

## 1. On Advancement

	Below LR	LR	PO	CPO	WO2	WO1
Cap/Hat badge	-	-	1	1	1	1
Beret Badge	-	1	1	1	1	1

## a. Rate Badges

	Below LR	LR	PO	CPO	WO2	WO1
Shoulder, multi-coloured/gold on black	2 prs	2 prs	2 prs	2 prs	2 prs	2 prs
Arm, gold on blue embroidered	-	1	-	1	-	-
Arm, blue on white embroidered	-	1	-	-	-	-
Cuff, Multi-coloured on blue embroidered	-	-	-	-	2	-

## b. Branch/SQ Badges

	Below LR	LR	PO	CPO	WO2	WO1
Gold on blue embroidered	-	-	-	1 pr	-	-
Blue on white embroidered	-	-	-	3	-	-

## c. Additional Issues for Certain Ratings

## (1) Leading Artificers on Advancement to Probationary Petty Officer Artificer

	Below LR	LR	PO	CPO	WO2	WO1
Cap badge	-	1	-	-	-	-
Beret badge	-	1	-	-	-	-
Cuff Buttons (anodised) 1.43cms	-	4	-	-	-	-

## (2) Senior Rating Caterers and Chef Ratings - Rate Badges

	Below LR	LR	PO	CPO	WO2	WO1
Shoulder slides gold on black	1	1	1	1	-	1

**BRd 3(1)**

**(3) Ratings with Overalls or Foul Weather Clothing on Personal Loan - Rate Badges**

	<b>Below LR</b>	<b>LR</b>	<b>PO</b>	<b>CPO</b>	<b>WO2</b>	<b>WO1</b>
Shoulder slides gold on black	-	1	1	1	-	-
Branch//SQ badges	1 (See Note)	1 (See Note)	1 (See Note)	1 (See Note)	-	-

**2. On Qualifying For, or On Change Of, Branch/Specialist Qualification Badge**

**a. Branch/SQ Badge**

	<b>Below LR</b>	<b>LR</b>	<b>PO</b>	<b>CPO</b>	<b>WO2</b>	<b>WO1</b>
Gold on blue embroidered	1	1	1	1 pr	-	-
Blue on white embroidered	3	3	3	3	-	-

**b. Additional Issues for Certain Ratings:**

**(1) Ratings with Overalls on Personal Loan - Branch/SQ Badge**

	<b>Below LR</b>	<b>LR</b>	<b>PO</b>	<b>CPO</b>	<b>WO2</b>	<b>WO1</b>
Blue on white embroidered	1(See Note)	1(See Note)	1(See Note)	1(See Note)	-	-

**(2) Masters-at-Arms**

	<b>Below LR</b>	<b>LR</b>	<b>RPO</b>	<b>MAA</b>	<b>WO2</b>	<b>WO1</b>
Badge, MAA, anodised	-	-	-	1	-	-
Strap, wrist, leather, white	-	-	-	1	-	-
Strap, wrist, leather, brown	-	-	-	1	-	-

**(3) Physical Training Instructors - Branch/SQ Badges**

	<b>Below LR</b>	<b>LR</b>	<b>PO</b>	<b>CPO</b>	<b>WO2</b>	<b>WO1</b>
Blue on white embroidered	7	7	7	7	-	-

**(4) Submariners Only**

	<b>Below LR</b>	<b>LR</b>	<b>PO</b>	<b>CPO</b>	<b>WO2</b>	<b>WO1</b>
Badge, Submariners	1	1	1	1	1	1

(5) **Qualifying Submariners Only**

	Below LR	LR	PO	CPO	WO2	WO1
Pin, RN Deterrent Patrol	1	1	1	1	1	1

(6) **Royal Navy Police**

	Below LR	LR	RPO	MAA	WO2	WO1
Branch badge, tie, gold	-	-	1	-	-	-

3. **On Award of Good Conduct Badge****Good Conduct Badges (Set of 1, 2, or 3 as appropriate)**

	Below LR	LR	PO	CPO	WO2	WO1
Gold on blue embroidered	1	1	1	-	-	-

4. **On Award of Skill or Other Special Badges****Additional Qualification or Special Skill Badge**

	Below LR	LR	PO	CPO	WO2	WO1
Gold on blue embroidered	1	1	1	1	1	1

5. **On First Draft to a Station Where Tropical Clothing is Worn, or On Advancement or Award of Badge While Serving on Such a Station**a. **Rate Badges**

	Below LR	LR	PO	CPO	WO2	WO1
Arm blue on white embroidered	1	1	1	-	-	-
Cuff/wrist, Royal Arms, anodised	-	-	-	-	2	2
Strap, wrist, leather, white	-	-	-	-	1	1

b. **Branch/SQ Badge**

	Below LR	LR	PO	CPO	WO2	WO1
Blue on white, embroidered	1	1	1	-	-	-

## BRd 3(1)

### c. Good Conduct Badges

	Below LR	LR	PO	CPO	WO2	WO1
Blue on white (set of 1, 2 or 3, as appropriate)	1	1	1	-	-	-

### d. Skill or Other Special Badges

	Below LR	LR	PO	CPO	WO2	WO1
Blue on white embroidered	1	1	1	-	-	-

### e. Buttons Anodised with Split Ring for Bush Jacket

	Below LR	LR	PO	CPO	WO2	WO1
2.22 cms (foreparts and cuffs)	-	-	8	8	8	8
1.43 cms (shoulder flaps)	-	-	2	2	2	2
2.22 cms, domed (for cuffs)	-	-	-	6	-	-

## 6. On Attachment to a Commando Unit, Including CTCRM or (RN Medical Branch Ratings Only) Other Royal Marine Units

### a. On Issue of Uniform as Detailed in Annex 3C, Scale 6 (Shoulder Rate Slides)

	Below LR	LR	PO	CPO	WO2	WO1
Black on green embroidered	1 pr	1 pr	1 pr	1 pr	1 pr	1 pr

### b. On Successful Completion of the Commando Qualifying Course

	Below LR	LR	PO	CPO	WO2	WO1
Flash lettered 'ROYAL NAVY COMMANDO': Black on green embroidered	2	2	2	2	2	2

## 7. Additional Issues for Certain Ratings

Ratings provided with extra garments on loan may be issued with one additional rate and/or branch badge, as appropriate, for each garment on which they are worn.



**Note.** Per Garment. For Overalls only.

**ANNEX 39E**

**NAVAL OFFICERS AND RATINGS**

**ILLUSTRATIONS OF RN AND QARNNS BADGES OF RANK/RATE AND OTHER INSIGNIA**

**1. Badges and Distinction Marks of Rank**

**a. Naval Officers**

**(1) Cap/Beret Badges**

**Fig 38E-1a. Cap Badge**



**Fig 39E-1b. Beret Badge**



**Fig 39E-1c. Chaplain's  
Cap/Beret Badge**



**(2) Cap Peaks**

**Fig 39E-2a. Flag Officer**



**Fig 39E-2b. Commodore,  
Captain and Commander**



**Fig 39E-2c. Other Officers**



**(3) Tricorn Hat Bands**

**Fig 39E-3a. Flag Officer**



**Fig 39E-3b. Commodore,  
Captain and Commander**



**Fig 39E-3c. Other Officers**



**(4) Officers Buttons**

**Fig 39E-4a. Flag Officers and  
Commodore Buttons**



**Fig 39E-4b. Other Officers  
Buttons**



(5) **Specialist Badges**

**Fig 39E-5a. Pilot**



**Fig 39E-5b. Observer**



**Fig 39E-5c. Parachutist**  
See Chap 39 Para 3920



**Fig 39E-5d. Submarine  
Badge**



**Fig 39E-5e. Deterrent  
Patrol (gold or silver)**



**Fig 39E-5f. Shoulder  
Flash**



(6) **Flag Officer Shoulder Straps**

**Fig 39E-6a. Admiral of the  
Fleet**



**Fig 39E-6b. 4\* Admiral**



**Fig 39E-6c. 3\* Vice  
Admiral**



**Fig 39E-6d. 2\* Rear Admiral**



**Fig 39E-6e. 1\* Commodore**



(7) Officer's Sleeve Lace, Shoulder Straps and Shoulder Badges

Fig 39E-7a.  
Admiral of the Fleet



Fig 39E-7b.  
Admiral



Fig 39E-7c.  
Vice Admiral



Fig 39E-7d.  
Rear Admiral



Fig 39E-7e.  
Commodore



Fig 39E-7f.  
Captain



Fig 39E-7g.  
Commander



Fig 39E-7h.  
Lieutenant  
Commander



Fig 39E-7i.  
Lieutenant




Fig 39E-7j.  
Sub-Lieutenant




Fig 39E-7k.  
Medical Officers  
(See Note)



Fig 39E-7l.  
Midshipman  
(Lapel Turnback)



**Note.** Royal Navy Police Officers will have the words "ROYAL NAVY POLICE" embroidered at the base of the shoulder straps and shoulder badges.

**Fig 39E-7m.  
Chaplain's Badge  
(no sleeve lace worn)**



**Fig 39E-7n.  
QARNNS Officers**



**Note.** Coloured Distinction Cloth is worn between the gold sleeve lace to distinguish the following:



- Medical Officers - Scarlet.*
- Dental Officers - Orange*
- RCNC Officers - Grey*
- Civilian Officers - Green*

**b. Naval Ratings**

**(1) Cap Badges and Cap Ribbons**

**Fig 39E-8a.  
Warrant Officer 1  
Warrant Officer 2**



**Fig 39E-8b.  
Chief Petty Officer**



**Fig 39E-8c.  
Petty Officer**



**Fig 39E-8d.  
Cap Ribbon**





(2) Beret Badges

**Fig 39E-9a.  
Warrant Officer**



**Fig 39E-9b.  
Chief Petty Officer**



**Fig 39E-9c.  
Petty Officer**



**Fig 39E-9d.  
Artificer**



**Fig 39E-9e. Junior Rating**



(3) Arm Rate Badges

**Fig 39E-10a.  
Warrant Officer 1**



**Fig 39E-10b.  
Warrant Officer 2**



**Fig 39E-10c.  
Chief Petty Officer  
(Buttons on cuff)**



**Fig 39E-10d.  
Petty Officer**



**Fig 39E-10e.  
Leading Rating**



(4) **Shoulder Rate Badges**

**Fig 39E-11a.  
Warrant Officer 1**



**Fig 39E-11b.  
Warrant Officer 2**



**Fig 39E-11c.  
Chief Petty Officer**



**Fig 39E-11d.  
Petty Officer**



**Fig 39E-11e.  
Leading Rating**



**Fig 39E-11f.  
Able Rate**



**Note.** All Royal Navy Police Warrant Officers, Senior and Leading Ratings will have the words "ROYAL NAVY POLICE" embroidered at the base of the shoulder badges.

(5) **Good Conduct Badges**

**Fig 39E-12a.  
4 Years**



**Fig 39E-12b.  
8 Years**



**Fig 39E-12c.  
12 Years**



(6) **Buttons**

**Fig 39E-13.  
Buttons**



(7) **Warfare Branch**

**Fig 39E-14.  
Survey Recorder**



**Note.** All other Warfare Branch Badges are currently under review. Pictures of these badges will be inserted in due course.

(8) **Royal Navy Police**

**Fig 39E-15a.  
Master at Arms**



**Fig 39E-15b.  
Regulating Petty Officer and  
Leading Regulator**



**Fig 39E-15c.  
Military Police Badge**



Fig 39E-15d. Royal Navy Police Shoulder Flash



(9) Coxswain (SM) Branch

Fig 39E-16a.  
CPO Coxswain



Fig 39E-16b.  
PO and Below



(10) PT Branch

Fig 39E-17.  
Physical Trainer



(11) Fleet Air Arm

Fig 39E-18.  
Air (See Note)




**Note.** Letters indicate sub specialisation:


AV	Avionics	SE	Survival Equipment
H	Aircraft Handler	M	Mechanical
R	Radio/Radar		
L	Electrical		

(12) **Engineering Branches**


**Fig 39E-19.  
ET(WE) 1 and 2**

Rate/Stream	Embroidery	Badge
ET(WE)2	Nil	
ET(WE)1	Star Above	


**Fig 39E-20.  
LET to CPOET(WE)(Weapons)**

Rate/Stream	Embroidery	Badge
LET(WE)(W)	W with Star Above and Below	
POET(WE)(W)	W with Crown Above	
CPOET(WE)(W)	W with Small Crown Above (issued in pairs)	

**Fig 39E-21.  
LET to CPOET(WE)(Sensors)**

Rate/Stream	Embroidery	Badge
LET(WE)(W)	S with Star Above and Below	
POET(WE)(W)	S with Crown Above	
CPOET(WE)(W)	S with Small Crown Above (issued in pairs)	

**Fig 39E-22.  
ET(WE)(CIS)**

Rate/Stream	Embroidery	Badge
ET(WE)(CIS)2	CIS	
ET(WE)(CIS)1	CIS with Star Above	
LET(WE)(CIS)	CIS with Star Above and Below	
POET(WE)(CIS)	CIS with Crown Above	
CPOET(WE)(CIS)	CIS with Small Crown Above (issued in pairs)	


**Fig 39E-23.  
ET(WESM)**

Rate/Stream	Embroidery	Badge
ET(WESM)2	WESM	
ET(WESM)1	WESM with Star Above	
LET(WESM)	WESM with Star Above and Below	
POET(WESM)	WESM with Crown Above	
CPOET(WESM)	WESM with Small Crown Above (issued in pairs)	


**Fig 39E-24.  
ET(WESM)(CIS)**

Rate/Stream	Embroidery	Badge
ET(WESM)(CIS)2	WESM	
ET(WESM)(CIS)1	WESM with Star Above	
LET(WESM)(CIS)	WESM with Star Above and Below	
POET(WESM)(CIS)	WESM with Crown Above	
CPOET(WESM)(CIS)	WESM with Small Crown Above (issued in pairs)	


**Fig 39E-25.  
ET(ME) 1&2**

Rate/Stream	Embroidery	Badge
ET(ME)2	Nil	
ET(ME)1	Star Above	


**Fig 39E-26.  
LET to CPOET(ME)(Mechanical)**

Rate/Stream	Embroidery	Badge
LET(ME)(ML)	ML with Star Above and Below	
POET(ME)(ML)	ML with Crown Above	
CPOET(ME)(ML)	ML with Small Crown Above (issued in pairs)	

**Fig 39E-27.  
LET to CPOET(ME)(Electrical)**

Rate/Stream	Embroidery	Badge
LET(ME)(EL)	EL with Star Above and Below	
POET(ME)(EL)	EL with Crown Above	
CPOET(ME)(EL)	EL with Small Crown Above (issued in pairs)	

**Fig 39E-28.  
ET(MESM)**

Rate/Stream	Embroidery	Badge
ET(MESM)2	MESM	
ET(MESM)1	MESM with Star Above	
LET(MESM)	MESM with Star Above and Below	
POET(MESM)	MESM with Crown Above	
CPOET(MESM)	MESM with Small Crown Above (issued in pairs)	



**Notes:**

1. With the exception of legacy Artificers, all source branch CIS/CISSM and Engineering Technicians (ME), (MESM), (WE) and (WESM) from ET to CPOET will wear the relevant engineering branch badge for their main trade and where applicable their individual stream as above. Engineering Mechanics will continue to wear their existing badges.

2. Badges will be 'Gold on Black' for wear with No 1, 2 and 3 uniforms and 'Blue on White' for wear with No 4, 5 and tropical uniforms.

(13) **Logistics Branch**

**Fig 39E-29.  
Logistics Branch  
(See Note)**



**Note.** Letters beneath denote sub specialisation:

CA	-	Catering Services	CS	-	Catering Services
PERS	-	Personnel	RNW	-	Royal Navy Welfare

(14) **Medical Branch**

**Fig 39E-30.  
Medical Branch  
(See Note)**



**Note.** Letters beneath denote sub specialisation:

R	-	Radiographer	L	-	Laboratory
PD	-	Pharmacy Dispenser	SC	-	Supply Chain



## 2. Specialist Badges

Fig 39E-31a.  
Marksman



Fig 39E-31b.  
Aircraft Controller



Fig 39E-31c.  
Commando



Fig 39E-31d.  
Parachutist  
See Chapter 39 Para 3920



Fig 39E-31e.  
Navigator's Yeoman



Fig 39E-31f.  
Submarine Parachute  
Assistance Group



Fig 39E-31g.  
Shoulder Flash



Fig 39E-31h.  
Submarine Badge



Fig 39E-31i.  
Deterrent Patrol (gold or silver)



## 3. Other Categories

Fig 39E-32.  
Other Categories





**Note.** Letters in the circle denotes sub-specialisation:

DH - Dental Hygienist  
QA - Quarters Assistant

DSA - Dental Surgery Assistant

#### 4. Volunteer Bands

**Fig 39E-33a.  
Drummer**



**Fig 39E-33b.  
Musician**



#### 5. Organisation Badge (Ratings 1A, 1B, 1C dress)

**Fig 39E-34.  
Queen Alexandra's Monogram**



#### 6. Naval Careers Service

The Naval Careers Service badge (see below) is worn centrally above the left breast pocket with the lower edge 3mm above the top seam or medal ribbon(s) when worn immediately above the pocket. If necessary, the badge may be displaced towards the left arm sufficient to prevent concealment by the left lapel. **Not to be worn with medals.**

**Fig 39E-35.  
Careers Service Officers  
and Careers Advisers**



**ANNEX 39F****ROYAL NAVAL VOLUNTEER BAND****1. Entitlement To Scale**

- a. Members of Royal Naval Volunteer Bands who are also serving members of any military Service, or non-military uniformed Service, are to wear their most appropriate uniform commensurate with the status of the band engagement.
- b. Members of Royal Naval Volunteer Bands not entitled to wear other military Service uniforms, or other non-military Service uniforms, are entitled to wear a uniform as in [Para 2](#) and [Para 3](#) below.
- c. Where at all possible, Clothing Stores are to recycle serviceable items of uniform for members of the RNVBA.

**2. Concert Dress**

Red Sea Rig, comprising White Short Sleeve Tropical Shirt with Black Trousers, or skirt for females (optional), Black Shoes, Volunteer Band Epaulettes.

**3. Parade Dress**

No 1 Suit with Band Service Lyre Badge Gold on Blue, Black Tie, Black Shoes, Peaked Cap/Tricorn Hat as appropriate with Band Service Lyre Badge Gold on Blue.

**4. Royal Naval Volunteer Band Association (RNVBA) Long Service Award**

- a. In recognition of those who voluntarily give much of their spare time to further the interests of the Naval Service, in 2014 the Second Sea Lord instituted the RNVBA Long Service Award. This award is to be worn in No. 1 Dress only (not concert rig).
- b. The design of the Long Service Award consists of a metal Lyre Badge with oak leaves:
  - (1) Royal Naval Junior Ratings (and drummers as required) are to wear the Long Service Award centrally on the lower left sleeve, 150mm above the cuff (see [Fig 39F-1](#) below).
  - (2) All other Royal Naval Volunteer Band personnel are to wear the Long Service Award centrally on the left lapel of the jacket with the bottom of the badge 50mm below the step seam (see [Fig 39F-2](#) below).
- c. The RNVBA Long Service Award is awarded to RNVBA members at the discretion of the Staff Officer (Music) of the Royal Marines Band Service, based upon recommendation by the individual's Volunteer Band Instructor (VBI).
- d. Qualification for the award is based on time served in the RNVBA. There are awards for 5 (gold), 15 (silver) and 25 (gold and silver) years' service.

**BRd 3(1)**

- e. Unlike the LS&GC, campaign medals etc the RNVBA Long Service Award is not from the Sovereign (tracking and eligibility criteria for the award do not allow for this). In order for the RNVBA President, in liaison with the RNVBA Secretary, to satisfy themselves that the award is warranted, VBIs are required to submit annual nominal rolls to the Assistant Secretary RNVBA of members who attend regular rehearsals and engagements (including notes of the amount of time previously served). VBIs are to use the annual return to nominate and recommend eligible members for the most appropriate Award.
- f. Submissions are to be forwarded by 31 Jan annually.

<b>Fig 39F-1. RNVB Long Service Lyre Badge_Sleeve</b>	<b>Fig 39F-2. RNVB Long Service Lyre Badge_Lapel</b>
	