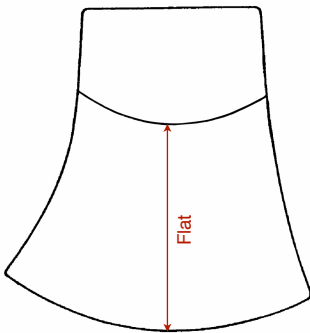




RACING AXE GRINDING CHART

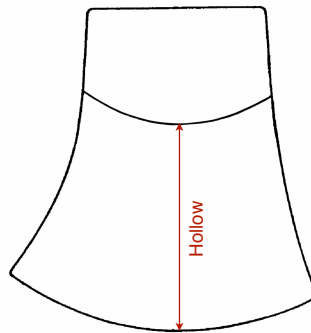
TUATAHI RACING AXES

Unfinished Axe Heads These have the base grind put on them with no further work done.



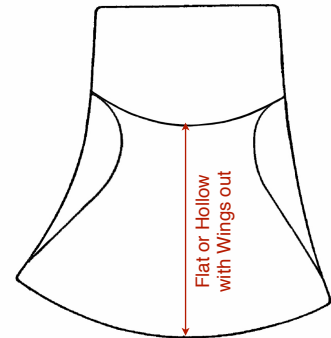
Flat Unfinished Grind

Ground flat in either 14, 15, 16 or 17 degrees



Hollow Unfinished Grind

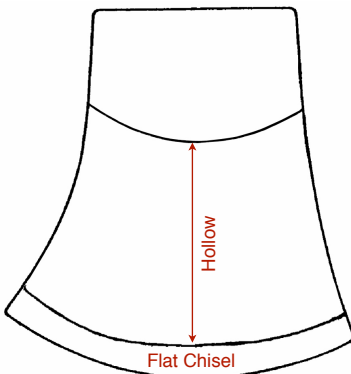
Ground slightly hollow in either 14 or 15 degrees



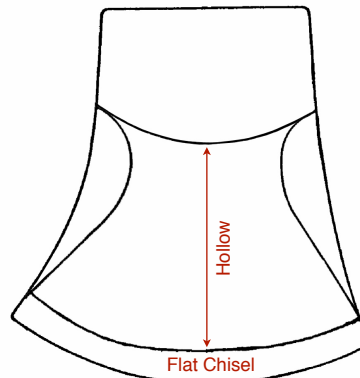
Flat or Hollow Unfinished Grind with Wings out

Select from Flat or Hollow Unfinished Grinds in the degrees shown, and the Wings (or sides) of the axe ground out

Double Grind Unfinished Axe Heads These have a flat machined chisel edge ground on with hollow grinding behind the chisel and no further work done. There are many variations that we can grind this axe depending on the wood type it is being used for. For example a hardwood axe for Australia may have a 16 degree chisel edge 10mm wide with 14 degrees hollow behind. A softwood axe for Europe may have a 14½ to 15 degree flat chisel edge 15mm wide with a 13 degree hollow behind. Please contact us if you are unsure what degrees you require and we can help you with this.



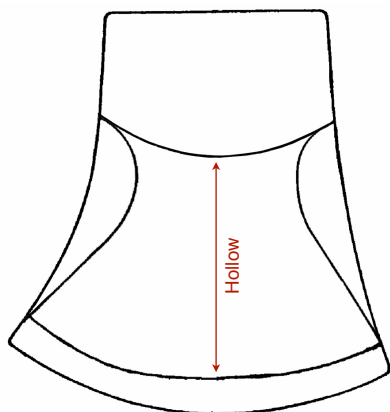
Double Grind Unfinished



Double Grind Unfinished with Wings Out

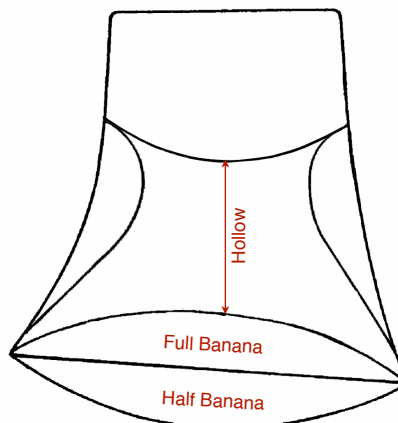
As Flat or Hollow Grind but with the Wings ground out

Finished Axe Heads These axe heads are ground, honed and finished ready to cut.



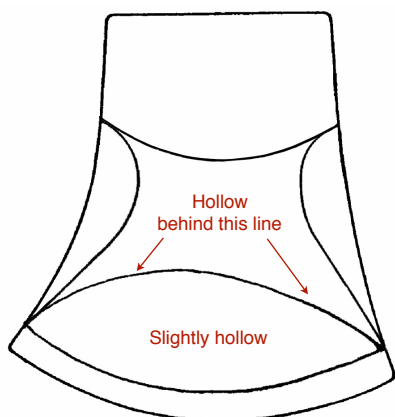
Chisel Grind

The width of the chisel can vary from 1/4" (6.25mm) to 1 1/2" (38mm) depending on the wood type. Most chisels are ground flat and varying degrees of hollow are put in behind the chisel



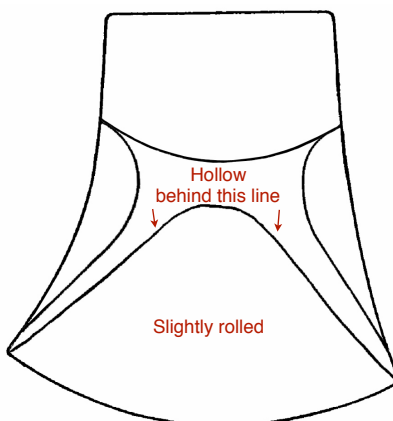
Banana Grind

This grind is available slightly rolled, flat or hollow



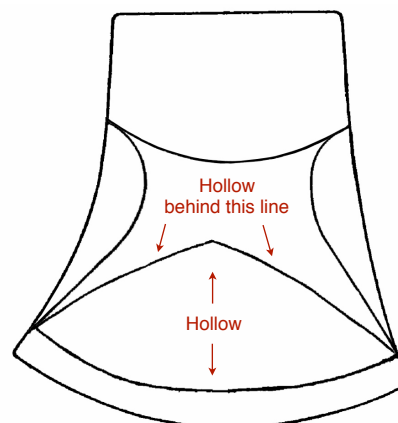
Supergrind

There are variations of the Supergrind to suit different wood types



Mitre Grind

This grind is available slightly rolled, flat or hollow



Combo Grind

This grind is available hollow only

KINGI RACING AXES

Kingi Axes can have any of the above grinds put on them.