

Automobile

**632.0** ▲ **9.0** High 635.0 | Low 627.0 【+/-/X represent Up/Down/Not compared】

## Company Information

Company Name	HOTAI MOTOR CO. LTD.
Spokesman	Simon Liu
Website	www.hotaimotor.com.tw
Capital	NT 5,571,027,680
Main Business	Hotai Motor is a distributor of TOYOTA/LEXUS/HINO vehicles, car air conditioner/ heater, and other parts' assembling, selling, repairing, maintenance service, and related import and export businesses.
Listing Date	1997/02/25
Industry	Automobile

## Price and Trade Information



Date	Closing Price	Trade Volume	Date	Closing Price	Trade Volume	Date	Closing Price	Trade Volume
5/16	632.0	429,919	5/2	620.0	235,799	4/17	606.0	483,644
5/15	623.0	330,846	4/30	620.0	325,883	4/16	613.0	624,350
5/14	621.0	313,517	4/29	622.0	498,076	4/15	635.0	230,103
5/13	619.0	133,011	4/26	609.0	161,690	4/12	638.0	325,042
5/10	612.0	131,375	4/25	609.0	247,043	4/11	642.0	196,156
5/9	609.0	232,867	4/24	612.0	177,246	4/10	648.0	80,304
5/8	618.0	221,508	4/23	610.0	276,958	4/9	649.0	239,572
5/7	618.0	202,091	4/22	611.0	266,608	4/8	639.0	153,268
5/6	625.0	307,551	4/19	601.0	859,986	4/3	638.0	285,646
5/3	623.0	228,156	4/18	606.0	481,739	4/2	647.0	201,249

## Historical Trading Information

### Securities Investment Trust Companies



### Foreign Investors



### Dealers



Date	Securities Investment Trust Companies Difference(+)/(-)	Dealers Difference(+)/(-)	Foreign Investors Difference(+)/(-)	Date	Securities Investment Trust Companies Difference(+)/(-)	Dealers Difference(+)/(-)	Foreign Investors Difference(+)/(-)
5/16	0	+5,443	+126,400	4/24	0	+24,087	-42,625
5/15	-1,000	+25,140	+5,837	4/23	+7,000	+19,318	-77,521
5/14	0	+5,906	-73,089	4/22	+11,000	+31,119	-2,765
5/13	+1,000	+4,536	+20,264	4/19	-18,000	-42,335	-458,416
5/10	0	+3,953	-5,052	4/18	-3,000	-1,533	-174,994
5/9	0	+304	-142,199	4/17	-1,000	-14,148	-297,305
5/8	-1,000	+1,611	-57,785	4/16	-2,000	-4,825	-429,701
5/7	0	+8,639	-38,975	4/15	0	-1,210	-35,447
5/6	+1,000	+4,913	+51,015	4/12	0	-9,794	-117,290
5/3	+1,000	-4,000	+50,115	4/11	0	-4,809	-74,000
5/2	0	0	-59,859	4/10	-100	+4,999	-12,682
4/30	0	-3,819	-48,415	4/9	-1,000	+3,779	+98,194
4/29	+2,000	+19,692	+141,732	4/8	0	-4,466	-35,849
4/26	0	-596	-62,417	4/3	-1,000	-2,308	-140,013
4/25	+16,000	-7,468	-111,982	4/2	0	-1,488	-71,346

### Purchase on Margin



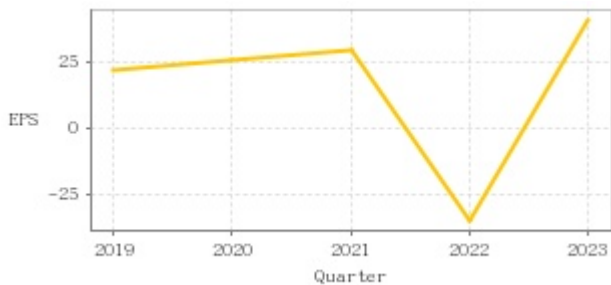
### Short Sale



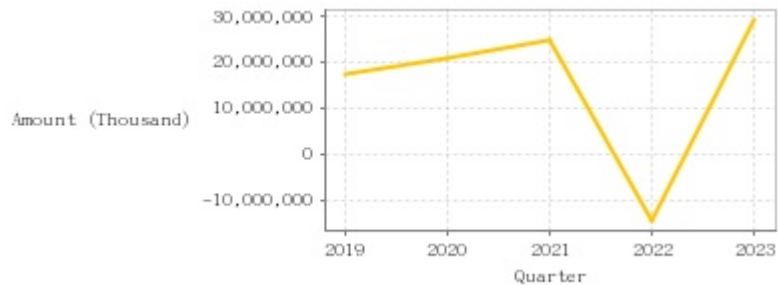
Date	Purchase on Margin	Short Sale	Date	Purchase on Margin	Short Sale	Date	Purchase on Margin	Short Sale
5/16	-2	0	5/2	+4	0	4/17	0	0
5/15	-1	0	4/30	-1	0	4/16	+3	+1
5/14	+1	0	4/29	-7	0	4/15	-5	0
5/13	-1	0	4/26	+1	0	4/12	+2	0
5/10	-3	0	4/25	0	0	4/11	+2	0
5/9	-1	0	4/24	+4	0	4/10	0	0
5/8	-6	0	4/23	0	-4	4/9	-6	0
5/7	+2	0	4/22	-2	0	4/8	+12	0
5/6	+6	0	4/19	+10	+3	4/3	+3	0
5/3	-3	0	4/18	+5	0	4/2	+6	0

## Company Financials

### EPS

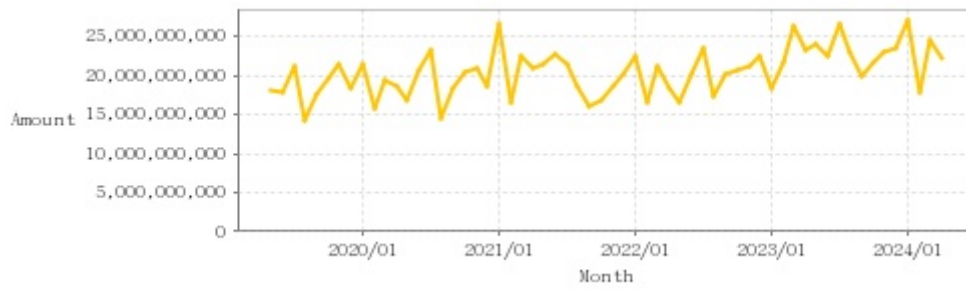


### Income from continuing operations before tax



Quarter	Jan-Mar		Jan-Jun		Jan-Sep		Jan-Dec	
	EPS	Income from continuing operations before tax (Thousand)	EPS	Income from continuing operations before tax (Thousand)	EPS	Income from continuing operations before tax (Thousand)	EPS	Income from continuing operations before tax (Thousand)
2024	10.56	8,521,320	-	-	-	-	-	-
2023	9.27	7,332,099	21.74	15,505,138	33.13	23,096,450	41.03	29,498,664
2022	7.86	6,618,765	6.37	7,232,631	-18.62	-5,318,395	-35.39	-14,634,883
2021	9.16	7,329,040	16.76	13,583,470	23.19	19,384,755	29.68	24,970,659
2020	6.35	5,178,433	12.29	10,279,508	18.91	15,796,046	25.36	21,124,885
2019	4.58	3,736,363	10.16	8,306,822	16.20	13,032,991	21.55	17,372,986

Monthly Revenue



Monthly	Monthly Revenue	Monthly	Monthly Revenue	Monthly	Monthly Revenue	Monthly	Monthly Revenue	Monthly	Monthly Revenue
2024/04	22,230,683,000	2023/04	23,214,994,000	2022/04	18,418,347,000	2021/04	20,954,091,000	2020/04	18,597,939,000
2024/03	24,425,617,000	2023/03	26,211,140,000	2022/03	21,209,473,000	2021/03	22,342,701,000	2020/03	19,331,974,000
2024/02	17,751,969,000	2023/02	21,754,357,000	2022/02	16,640,445,000	2021/02	16,592,680,000	2020/02	15,802,623,000
2024/01	27,145,804,000	2023/01	18,344,657,000	2022/01	22,413,331,000	2021/01	26,648,234,000	2020/01	21,382,644,000
2023/12	23,410,742,000	2022/12	22,409,507,000	2021/12	20,114,988,000	2020/12	18,727,327,000	2019/12	18,461,308,000
2023/11	22,986,125,000	2022/11	21,076,318,000	2021/11	18,675,699,000	2020/11	20,960,133,000	2019/11	21,470,096,000
2023/10	21,711,762,000	2022/10	20,746,066,000	2021/10	16,838,493,000	2020/10	20,399,524,000	2019/10	19,544,582,000
2023/09	19,953,086,000	2022/09	20,180,474,000	2021/09	16,010,315,000	2020/09	18,314,502,000	2019/09	17,547,711,000
2023/08	22,860,207,000	2022/08	17,421,757,000	2021/08	18,667,431,000	2020/08	14,479,821,000	2019/08	14,327,801,000
2023/07	26,547,327,000	2022/07	23,535,769,000	2021/07	21,546,401,000	2020/07	23,157,675,000	2019/07	21,258,922,000
2023/06	22,467,069,000	2022/06	20,111,295,000	2021/06	22,781,021,000	2020/06	20,715,699,000	2019/06	17,834,356,000
2023/05	23,904,864,000	2022/05	16,548,949,000	2021/05	21,335,761,000	2020/05	16,857,619,000	2019/05	18,007,617,000

PE ratio



Date	PE ratio	Date	PE ratio	Date	PE ratio
5/16	14.87	5/2	15.11	4/17	14.77
5/15	14.66	4/30	15.11	4/16	14.94
5/14	14.61	4/29	15.16	4/15	15.48
5/13	14.56	4/26	14.84	4/12	15.55
5/10	14.92	4/25	14.84	4/11	15.65
5/9	14.84	4/24	14.92	4/10	15.79
5/8	15.06	4/23	14.87	4/9	15.82
5/7	15.06	4/22	14.89	4/8	15.57
5/6	15.23	4/19	14.65	4/3	15.55
5/3	15.18	4/18	14.77	4/2	15.77

## Announcements

(Please refer to [mops](#) for the most updated information)

Subject	Date
▶The Company's 2024 first quarter consolidated financial statements have been approved by the BOD	2024/05/13 15:53:30
▶Hotai Motor announces on behalf of Hotai insurance Co.,Ltd for the important resolutions of 2024 Annual Shareholders' Meeting	2024/05/10 16:59:46
▶Hotai Motor announces on behalf of Hotai Insurance on acquisition of right-of-use asset.	2024/05/10 17:04:17
▶HOTAIMOTOR announces on behalf of Hotai Insurance Co., Ltd. about the record date of capital reduction	2024/05/10 17:02:38
▶HOTAIMOTOR on behalf of Hotai Insurance Co., Ltd. notices to creditors for capital reduction.	2024/05/10 17:03:21

## Corporate Action

Year	Shareholders' meeting date	Period	Cash dividends	Stock dividends
2023	-	2023	20.00000	0.00000
2022	2023/06/27	2022	2.00000	0.20000
2021	-	2021	20.00000	0.00000
2020	-	2020	17.00000	0.00000
2019	2020/06/19	2019	14.00000	0.00000