

FAR EASTONE TELECOMMUNICATIONS CO. LTD.

Generated Date: 2024/05/17

ISIN Code: **TW0004904008**

Communications and Internet

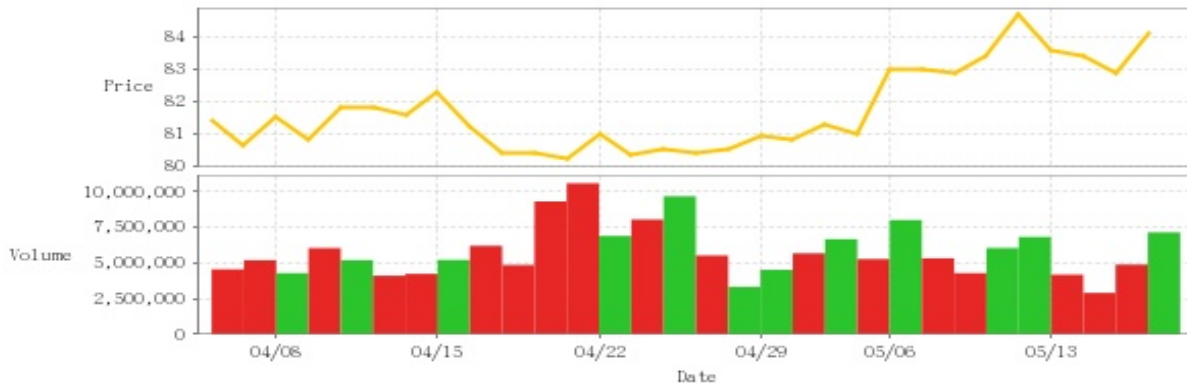
84.1 ▲ **1.2** High 84.2 | Low 83.3 **【+/-/X represent Up/Down/Not compared】**

Company Information

Company Name	FAR EASTONE TELECOMMUNICATIONS CO. LTD.
Spokesman	Gary Lai
Website	www.fareastone.com.tw
Capital	NT 36,057,053,570
Main Business	Far EasTone Telecommunications is a leading wireless service provider in Taiwan and we aim to be the preferred service provider for people who use wireless communication in Taiwan. With the convergence of services in the media and telecom industries, FET expands its scope and vision to become a Leading Full Service Provider for Electronic Communication, Information, Entertainment, and Transaction.
Listing Date	2005/08/24
Industry	Communications and Internet

Price and Trade Information

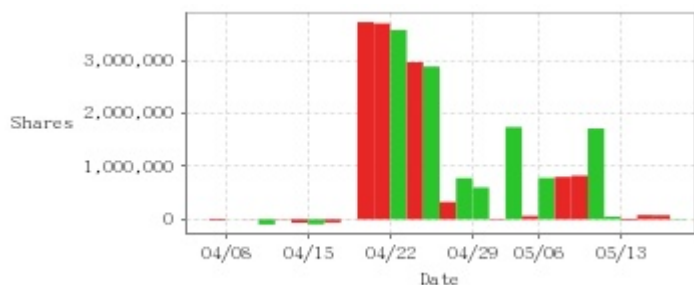
Closing Price



Date	Closing Price	Trade Volume	Date	Closing Price	Trade Volume	Date	Closing Price	Trade Volume
5/16	84.1	7,145,195	5/2	81.3	6,677,131	4/17	80.4	4,860,747
5/15	82.9	4,890,454	4/30	80.8	5,680,735	4/16	81.2	6,210,666
5/14	83.4	2,905,115	4/29	80.9	4,523,753	4/15	82.3	5,221,347
5/13	83.6	4,185,508	4/26	80.5	3,328,725	4/12	81.6	4,238,028
5/10	84.7	6,828,789	4/25	80.4	5,528,494	4/11	81.8	4,109,049
5/9	83.4	6,053,879	4/24	80.5	9,675,991	4/10	81.8	5,202,025
5/8	82.9	4,290,343	4/23	80.3	8,050,639	4/9	80.8	6,048,252
5/7	83.0	5,333,103	4/22	81.0	6,895,864	4/8	81.5	4,289,920
5/6	83.0	8,017,688	4/19	80.2	10,589,065	4/3	80.6	5,198,138
5/3	81.0	5,278,960	4/18	80.4	9,316,228	4/2	81.4	4,560,729

Historical Trading Information

Securities Investment Trust Companies



Foreign Investors



Dealers

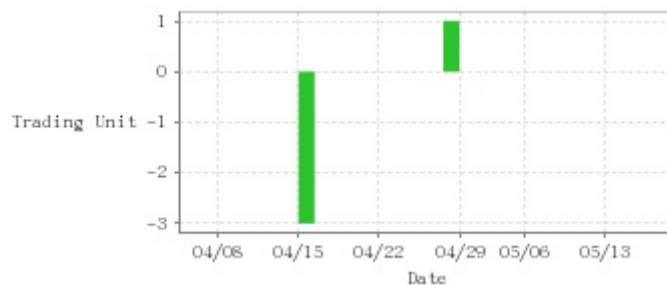


Date	Securities Investment Trust Companies Difference(+)/(-)	Dealers Difference(+)/(-)	Foreign Investors Difference(+)/(-)	Date	Securities Investment Trust Companies Difference(+)/(-)	Dealers Difference(+)/(-)	Foreign Investors Difference(+)/(-)
5/16	-9,965	+125,162	+2,781,700	4/24	+2,886,646	+165,458	-4,042,857
5/15	+77,048	+533,000	-1,227,461	4/23	+2,970,000	+151,377	-4,674,003
5/14	+80,860	+221,027	-1,442,548	4/22	+3,577,000	+254,145	-2,637,311
5/13	-21,442	+262,998	-275,178	4/19	+3,702,000	-180,000	-3,736,202
5/10	+53,359	+173,061	+2,208,098	4/18	+3,726,000	+35,844	-3,614,658
5/9	+1,716,228	+15,129	+1,224,050	4/17	+2,116	-153,302	-1,267,187
5/8	+826,262	-44,982	+436,947	4/16	-59,000	-177,243	+147,090
5/7	+802,041	-716	+1,932,466	4/15	-93,124	-42,153	+1,397,692
5/6	+783,047	+79,790	+4,699,710	4/12	-63,125	-98,101	+444,247
5/3	+64,430	+16,000	+457,692	4/11	+9,000	-63,365	+1,021,570
5/2	+1,742,764	+22,706	+1,110,998	4/10	-97,329	+14,684	+2,401,286
4/30	-14,124	+55,000	+482,292	4/9	-4,221	+38,039	-1,249,437
4/29	+602,000	+35,000	-959,901	4/8	-1,768	-11,705	+548,085
4/26	+780,000	+18,372	-1,173,231	4/3	-22,650	+35,750	+99,324
4/25	+328,000	-19,516	-201,998	4/2	-1,025	+219,164	+336,145

Purchase on Margin



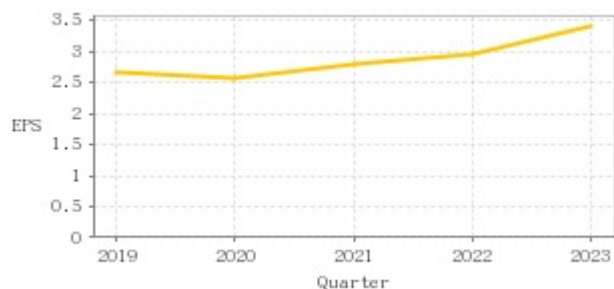
Short Sale



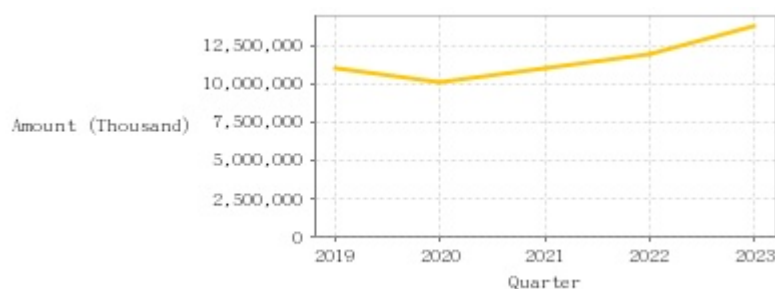
Date	Purchase on Margin	Short Sale	Date	Purchase on Margin	Short Sale	Date	Purchase on Margin	Short Sale
5/16	-84	0	5/2	+5	0	4/17	+36	0
5/15	-30	0	4/30	0	0	4/16	+23	0
5/14	-32	0	4/29	-1	0	4/15	+91	-3
5/13	-35	0	4/26	-5	+1	4/12	+5	0
5/10	-15	0	4/25	-4	0	4/11	+9	0
5/9	+92	0	4/24	+5	0	4/10	+11	0
5/8	+1	0	4/23	-117	0	4/9	+19	0
5/7	+2	0	4/22	-126	0	4/8	-8	0
5/6	+161	0	4/19	-105	0	4/3	+29	0
5/3	-19	0	4/18	-29	0	4/2	+220	0

Company Financials

EPS

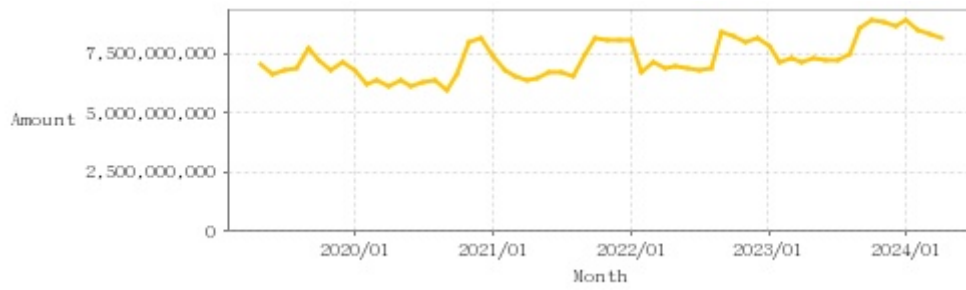


Income from continuing operations before tax



Quarter	Jan-Mar		Jan-Jun		Jan-Sep		Jan-Dec	
	EPS	Income from continuing operations before tax (Thousand)	EPS	Income from continuing operations before tax (Thousand)	EPS	Income from continuing operations before tax (Thousand)	EPS	Income from continuing operations before tax (Thousand)
2024	0.81	3,523,724	-	-	-	-	-	-
2023	0.85	3,399,996	1.69	6,811,614	2.56	10,303,244	3.42	13,822,756
2022	0.71	2,906,084	1.42	5,782,034	2.17	8,806,134	2.95	11,999,081
2021	0.56	2,216,713	1.16	4,614,640	2.19	8,552,967	2.80	11,080,785
2020	0.67	2,697,794	1.35	5,483,105	1.99	7,936,354	2.56	10,192,468
2019	0.68	2,862,022	1.35	5,661,560	2.03	8,472,156	2.68	11,011,519

Monthly Revenue



Monthly	Monthly Revenue	Monthly	Monthly Revenue	Monthly	Monthly Revenue	Monthly	Monthly Revenue	Monthly	Monthly Revenue
2024/04	8,116,711,000	2023/04	7,149,915,000	2022/04	6,875,729,000	2021/04	6,359,087,000	2020/04	6,140,824,000
2024/03	8,316,839,000	2023/03	7,333,671,000	2022/03	7,108,391,000	2021/03	6,576,529,000	2020/03	6,340,336,000
2024/02	8,490,707,000	2023/02	7,161,963,000	2022/02	6,754,911,000	2021/02	6,842,001,000	2020/02	6,229,272,000
2024/01	8,938,538,000	2023/01	7,809,718,000	2022/01	8,040,723,000	2021/01	7,417,245,000	2020/01	6,819,232,000
2023/12	8,697,807,000	2022/12	8,124,570,000	2021/12	8,091,933,000	2020/12	8,124,806,000	2019/12	7,120,458,000
2023/11	8,845,453,000	2022/11	7,972,064,000	2021/11	8,051,434,000	2020/11	8,006,731,000	2019/11	6,842,046,000
2023/10	8,923,135,000	2022/10	8,272,188,000	2021/10	8,139,223,000	2020/10	6,675,780,000	2019/10	7,251,410,000
2023/09	8,579,190,000	2022/09	8,439,197,000	2021/09	7,465,866,000	2020/09	5,959,157,000	2019/09	7,750,011,000
2023/08	7,448,869,000	2022/08	6,918,720,000	2021/08	6,520,494,000	2020/08	6,395,138,000	2019/08	6,866,012,000
2023/07	7,191,825,000	2022/07	6,797,046,000	2021/07	6,717,302,000	2020/07	6,275,774,000	2019/07	6,791,216,000
2023/06	7,214,258,000	2022/06	6,864,173,000	2021/06	6,681,451,000	2020/06	6,163,166,000	2019/06	6,664,562,000
2023/05	7,334,613,000	2022/05	6,983,653,000	2021/05	6,457,443,000	2020/05	6,370,749,000	2019/05	7,023,273,000

PE ratio



Date	PE ratio	Date	PE ratio	Date	PE ratio
5/16	26.70	5/2	26.23	4/17	25.94
5/15	26.32	4/30	26.06	4/16	26.19
5/14	26.48	4/29	26.10	4/15	26.55
5/13	26.97	4/26	25.97	4/12	26.32
5/10	27.32	4/25	25.94	4/11	26.39
5/9	26.90	4/24	25.97	4/10	26.39
5/8	26.74	4/23	25.90	4/9	26.06
5/7	26.77	4/22	26.13	4/8	26.29
5/6	26.77	4/19	25.87	4/3	26.00
5/3	26.13	4/18	25.94	4/2	26.26

Announcements

(Please refer to [mops](#) for the most updated information)

Subject	Date
▶ The Operational Performance of Far EasTone Telecommunications Co., Ltd in April 2024	2024/05/10 17:17:08
▶ Announcement of the Board's approval to release of recent competition restriction on managerial officers	2024/05/03 16:08:24
▶ Far EasTone announce the resolution by the board of directors approved the consolidated financial statements for the three months ended Mar 31, 2024.	2024/05/03 15:46:29
▶ Additional information - FET Board of Directors resolved to convene the Year 2024 Annual Shareholders' Meeting.	2024/05/03 15:43:18
▶ FET Board of Directors approved the issuance of domestic unsecured corporate bond	2024/05/03 15:56:38

Corporate Action

Year	Shareholders' meeting date	Period	Cash dividends	Stock dividends
2023	2024/06/21	2023	2.63500	0.00000
2022	2023/05/31	2022	2.37900	0.00000
2021	2022/06/14	2021	2.34900	0.00000
2020	2021/06/23	2020	2.23400	0.00000
2019	2020/06/19	2019	3.20900	0.00000