

On the Smaller Gazelles of the Genus *Gazella* de Blainville, 1816

By COLIN P. GROVES

- Eingang des Ms. 5. 2. 1968

It has been justly remarked (GROVES and HARRISON, 1967) that the taxonomy of the genus *Gazella* is one of the most confused in the whole class Mammalia. It is probable that no other genus of large mammals creates such problems in regard to its classification. Ever since first inclusive survey based on modern principles (LYDEKKER and BLAINE, 1914) was published, further surveys have revised the named forms in very diverse ways, with equal justification from the evidence available.

The first attempt to bring order out of the chaos of LYDEKKER and BLAINE's twenty species in their subgenus *Gazella* was that of SCHWARZ, 1937. This author recognised just four species of smaller gazelles, which he referred to as *G. gazella*, *dorcas*, *leptoceros* and *subgutturosa*; the first being a very inclusive species, encompassing the forms recognised by LYDEKKER and BLAINE as the species *spekei*, *bennetti*, *rufifrons*, *cuvieri* etc. The species *marica* was placed by SCHWARZ in *G. subgutturosa*. The form which had been described a year earlier by CARRUTHERS and SCHWARZ as *G. gazella saudiya* was retained in the species *gazella* although it was already apparent that it is in part sympatric with another race of the same species, *G. arabica*.

ELLERMAN and MORRISON-SCOTT (1951) reclassified the Palearctic species in quite a different manner. The gazelles of Arabia were reshuffled, *marica* being placed in the species *leptoceros* and *saudiya* in *dorcas*. The species *G. subgutturosa* was placed in a new subgenus *Trachelocele*, thus separating it sharply from *marica* which SCHWARZ had considered conspecific with it.

VON BOETTICHER (1953) described the gazelles keeping exactly to the classification of LYDEKKER and BLAINE, merely arranging their species into Species Groups. No new evidence was presented with regard to their classification; the author appeared to have seen no actual preserved specimens, nor was there any reference to papers written subsequent to LYDEKKER and BLAINE. Many of the Species Groups are entirely artificial (e. g. *marica* is aligned with *arabica* and *muscatensis*); in addition, VON BOETTICHER erected a new subgenus, *Rhinodorcas* to include *Gazella spekei*, which SCHWARZ had placed as a subspecies of *G. gazella*.

GENTRY (1964) presents a classification which combines the best features of earlier revisers. Like SCHWARZ, he places *G. tilonura* in the same species as *rufifrons*; unlike SCHWARZ he makes *pelzelni* a subspecies of *G. dorcas*. Since GENTRY's paper is primarily a comparison of four African species (*dorcas*, *spekei*, *rufifrons* and *thomsoni*) the non-African forms are naturally compared with these four; the forms *bennetti* and *arabica* are recognised as being close to *dorcas*, while *marica* is re-aligned with *subgutturosa*. No mention is made of *saudiya*; were it not for the existence of *saudiya*, sympatric with *arabica* in Arabia, there would be no need to question GENTRY's provisional assessment of the latter as the representative of *dorcas* in Arabia.

GROVES and HARRISON (1967), finding that the chief source of the difficulty is the presence in Arabia of two sympatric species both showing a marked resemblance to *dorcas* but not to each other, made a special study of the Arabian gazelles. Apart from the definite placement of *marica* as a subspecies of *subgutturosa*, it was suggested that, on the basis largely of skull characters, *saudiya* ranks as a subspecies of *dorcas*, and that *bennetti* of India is probably an eastern extension of the same species; while

arabica shows morphological intergradation with *gazella* of Syria, and the two (together with two other local Arabian variants) formed a species restricted to the Middle East. ELLERMAN and MORRISON-SCOTT had placed *bennetti* in *gazella*, also *cuvieri* from the Atlas mountains; GENTRY, with considerable justification, doubted whether the latter had anything to do with *G. gazella*.

The present paper represents an attempt to decipher the interrelationships of the small forms of the genus *Gazella*, basing the assessment partially on new methods in the taxonomy of this group. The large species of the genus stand apart from the smaller ones, being generally placed in a special subgenus *Nanger*; their classification presents no particular problems, the only difficulty being to decide whether they deserve separate subgeneric status or are more closely related to one or other of the smaller species.

In GROVES and HARRISON'S 1967 paper it was shown that the two supposed species *marica* and *subgutturosa* intergrade in the Euphrates region, and are consequently conspecific. In the materials studied for the present paper, three other cases of intergradation were discovered, which enable one to unite certain other supposed species. These three cases are as follows:

1. *G. dorcas isabella* (Red Sea Hills) with *G. pelzelni* (Somalia). These two forms are closely similar in nearly all features, but differ in the shape of the horns in the male. In *G. d. isabella* the horns are curved out and back, then in and forward, i. e. somewhat lyrate; in *pelzelni* they are nearly straight, but slightly inturned at the tips. Specimens showing an intermediate form of horn are B. M. 36. 5. 20. 18–20, from Danakil country, Ethiopia. The intermediacy can be demonstrated by the following measurements:

	Greatest width across horns	Tip-to-tip width
<i>isabella</i>	140.5 (101–176)	78.0 (23–129) (22)
Danakil	123.0 (99–147)	91.5 (68–115) (2)
<i>pelzelni</i>	114.4 (81–133)	105.2 (76–132) (9)

2. *G. rufifrons laevipes* (Sudan) and *G. tilonura* (northern Ethiopia). The situation is closely similar here, except that in addition to a horn difference *tilonura* is of a smaller size. In *laevipes* the horns curve backwards, and slightly forwards at the tips; in *tilonura* there is a marked inturning at the tips giving a hooked appearance. Two specimens in the British Museum — no. 58:193 from Kassala and no 11. 10. 29. 2 from Kituit, Atbara rivers, are intermediate, in the same manner as in case (1).

	Greatest width across horns	Tip-to-tip width
<i>laevipes</i>	130.9 (97–214)	114.0 (66–179) (22)
Kituit and Kassala	135.0 (131–139)	91.0 (74–118) (2)
<i>tilonura</i>	143.5 (119–173)	63.8 (41–94) (6)

3. *G. rufifrons laevipes* and *G. thomsoni* (East Africa). Contrary to the assertions of LÖNNBERG (1914) and BROOKS (1961) the form known as *G. thomsoni albonotata* is quite intermediate between *rufifrons* and *thomsoni*. The main differences between the two supposed species are in horn length, skull shape, naso-premaxillary contact, shape of naso-frontal suture, and the presence in the former of a pale rufous

stripe separating the black flankstripe from the white of the belly. These points will be dealt with one by one.

- a. The long horns of typical *thomsoni* are not found in its race *albonotata*, in which the horns are as short as in *laevipes* (Table 4). Both species have very prominent rings round the horns.
- b. Both *thomsoni thomsoni* and *t. albonotata* have comparatively narrow skulls; but in *t. nasalis* the skull is proportionally as broad as in *laevipes*.
- c. In *G. thomsoni* premaxillary-nasal contact is generally longer than maxillary contact. But this is not constant (Table 6) either individually or subspecifically.
- d. The shape of the naso-frontal suture is well figured by GENTRY (1964); the forwardly convex shape of the two halves is found in all skulls of *thomsoni*, but it does occur also in *laevipes*, in perhaps 15% of skulls of that form.
- e. As recorded by BROOKS (1961), one out of four skins in the British Museum of *G. t. albonotata* possesses a light rufous stripe below the dark flank stripe; but it is not as pronounced as is usually the case in *laevipes*.

Until a more adequate picture can be revealed, therefore, we may adopt the following provisional classification for the analysis; it will be modified by the results of the analysis.

Species: *rufifrons* (includes *tilonura* and *thomsoni*)
dorcas (includes *pelzelni*)
gazella (includes *arabica*)
bennetti (includes *fuscifrons* and *christii*: it will be shown below that these are valid subspecies)
spekei
leptoceros
rufina
cuvieri
subgutturosa (including *marica*)

The method of analysis used was multivariate analysis, using the Discriminant Functions (D^2) method of MAHALANOBIS; this is described in TALBOT and MULHALL (1962). Briefly, the object of such analysis is to combine all of a series of measurements into a single measurement, the Generalised Distance between pairs of populations (as represented by the samples available). This method was used before by the present author (GROVES, 1967) for a multi-sample problem, and successfully demonstrated the interrelationships between populations of Gorillas. It is another matter, however, to use the method in comparing different species; in general, of course, the mostly closely related forms (i. e. conspecific populations) should cluster together, but the Discriminant Function will not work in cases of sibling species, and will be unsatisfactory in dealing with examples of character displacement. It should also be noted that the Discriminant Function contains an element of discrimination on grounds of Absolute Size alone; while useful in analysing the relations between races, it is Shape which is important in investigating forms which belong to different species. PENROSE (1954) managed to separate Size and Shape components of his own statistic; but since only the MAHALANOBIS statistic successfully takes account of the intercorrelations of measurements, PENROSE's method is not much used nowadays.

With the above warning, therefore, Table 1 — the result of the Discriminant Function analysis by the MAHALANOBIS method — may be examined. The groups are numbered as follows:

1. *G. r. albonotata* (9 skulls).
2. *G. r. laevipes* from the Nile region (8 skulls).
3. *G. g. gazella* (5).
4. *G. g. arabica* from the western seabord of Arabia (9).

Table 1
Generalised Distances (D²) for Male Skulls, smaller Gazelles

	1	2	3	4	5	6	7	8	9	10	11	12	13	14	15
1	X														
2	29.05	X													
3	55.83	39.56	X												
4	65.94	47.02	26.37	X											
5	51.08	40.18	25.95	33.20	X										
6	57.83	33.10	22.83	30.47	14.11	X									
7	110.12	86.96	54.95	43.76	34.79	34.94	X								
8	89.50	62.47	36.29	33.97	22.97	19.87	13.18	X							
9	81.17	67.88	36.15	25.44	26.79	25.93	17.10	16.35	X						
10	58.69	49.53	24.65	24.67	19.22	18.83	22.86	17.67	16.63	X					
11	68.96	55.21	33.53	37.78	28.85	29.86	32.79	26.21	30.10	21.82	X				
12	54.77	48.91	36.75	50.72	20.91	23.61	44.91	34.99	47.25	31.38	40.55	X			
13	77.41	63.34	41.38	60.93	31.98	32.54	38.93	31.15	46.38	37.61	30.54	27.92	X		
14	50.64	32.42	45.97	80.28	51.10	44.36	99.99	80.81	91.84	68.81	62.12	40.00	47.25	X	
15	52.92	38.41	44.06	85.94	43.48	40.33	99.08	72.98	86.13	64.32	54.17	36.35	39.86	14.00	X

5. *G. b. fuscifrons* (8).
6. *G. b. christii* (7).
7. *G. d. saudiya* (7).
8. *G. dorcas* subsp. from Darfur (8).
9. *G. d. isabella* from the Red Sea Hills (15).
10. *G. d. pelzelni* (5).
11. *G. spekei* (7).
12. *G. leptoceros* from Algeria (7).
13. *G. s. marica* (5).
14. *G. s. subgutturosa* from Turkmenistan (12).
15. *G. s. hillieriana* (19).

All the skulls were male. Restricted series only were used, to avoid introducing heterogeneity.

It will be seen at once that size is affecting the results: thus *marica* it rather further from *subgutturosa* and *hillieriana* than would have been expected if skull shape alone were involved. Nonetheless, some interesting results are seen. The clusters are as follows:

- a. Nos. 1 and 2.
- b. Nos. 3–11.
- c. Nos. 12–15.

That numbers 1 and 2 should be close is expected if one accepts that *albonotata* and *laevipes* are conspecific. It is interesting that *leptoceros* (no. 12) is close to *subgutturosa*; it is difficult to see the former as an African extension of the latter, and possibly the closeness may be due to convergent adaptation to a desert environment. The comparative closeness of the *dorcas-gazella* group needs to be more fully investigated.

Within cluster (b) there is a circular chain of relationships, thus: *gazella-arabica-pelzelni-isabella-dorcas-fuscifrons/christii-gazella*, with *saudiya* being very close to *dorcas*, and further and further away from

isabella, *pelzelni*, *fuscifrons*, *arabica* and *gazella* respectively. The whole complex forms a Ring Species. *G. fuscifrons* and *christii* are somewhat closer to the *dorcas* group than to the *gazella* group; accordingly the suggestion made by GROVES and HARRISON (1967), that *bennetti* is the Indian representative of *dorcas*, seems to hold good. The fact that *saudiya* is not intermediate between *dorcas* and *fuscifrons* is best explained by character displacement (BROWN and WILSON, 1956).

The taxonomic handling of a Ring Species is always somewhat arbitrary, not least in this case. Because there appears as yet to be no intergradation involved, however, it is probably safe to maintain a specific distinction between *fuscifrons* and *gazella*. No gazelles are recorded of this group from Western Iran by LAY (1967); it would be interesting to know whether the intergradation was with *gazella* or *saudiya*. At any rate, it is the latter which extends further northeast in the Arabian region today (see Map 1).

Table 2

Generalised Distances (D^2) of Smaller Samples, in the G. Dorcas-Gazella-Ruffrons Group

	1	2	3	4	5	6	7	8	9	10
<i>tilonura</i> (3)	19.25	13.56	25.94	37.04	24.17	22.13	65.79	49.17	47.67	29.28
<i>ruffifrons</i> (1)	39.95	21.01	79.96	85.67	74.74	63.19	150.62	118.05	123.45	85.86
<i>rufina</i> (1)	57.67	51.12	94.32	104.01	92.34	93.21	180.90	150.48	141.76	131.04
<i>cuvieri</i> (2)	29.78	14.71	52.77	60.18	50.91	40.99	112.38	88.69	85.65	67.88
<i>Yemen</i> (2)	44.38	38.81	19.13	22.28	31.28	30.22	59.63	46.19	40.74	29.67

No connection is indicated in the Discriminant Function between *gazella* and *ruffifrons*; SCHWARZ was certainly mistaken in placing them in the same species. In Tables 2 and 3, smaller samples are compared with the groups they are most likely to be near; the small samples contain anything from 1–4 specimens. It will be noticed (Table 3) that the Kurdistan skull is nicely intermediate between *marica* and *subgutturosa*. The small *leptoceros* sample is of skulls from Egypt; surprisingly, they fall even nearer to *marica* than to Algerian *leptoceros*. A glance at the individual measurements (Tables 4, 5) shows that the Egyptian form has a broad palate exactly like *G. subgutturosa*. However, this author does not feel able at the present time to put *leptoceros* in the species *subgutturosa* — especially lacking evidence of the throat swelling and general build of the animal.

The main interest of the other figures is that *G. cuvieri* comes extremely close to *laevipes* and *albonotata*. This is not so surprising as it may seem; in other respects too this form ranks as a North African representative of *ruffifrons*. On the other hand *G.*

Table 3

Generalised Distances (D^2) of Smaller Samples, in G. Leptoceros and G. Subgutturosa

	12	13	14	15
<i>leptoceros</i> (4)	26.16	19.54	52.15	41.96
<i>Kurdistan</i> (1)	29.27	10.12	23.98	17.80
<i>yarkandensis</i> (4)	47.02	61.42	14.77	16.47

rufina — which was tentatively placed by ELLERMAN and MORRISON-SCOTT (1951) as a race of *ruffifrons* — is very far from all other samples. It is to be expected that samples of a single skull would be untrustworthy; but the very large distance between *rufina* and the *ruffifrons* groups is more

Table 4

Skull Measurements: Male

(Means and Standard deviations)

	Horn length	Base br.	Skull l	Skull br.	Preorb. l	Postorb l	Palate br.
<i>massaesyia</i>	226.0 (2)	58.0 (2)	161.5 (2)	77.8 ± 1.0 (4)	80.5 (2)	88.5 (2)	45.3 ± 1.0 (3)
<i>dorcas</i>	234.3 ± 24.1 (4)	56.6 ± 3.0 (5)	165.8 ± 2.6 (5)	77.2 ± 2.2 (5)	83.0 ± 1.6 (4)	92.0 ± 3.5 (5)	45.2 ± 1.7 (5)
<i>saudiya</i>	275.0 ± 18.9 (7)	56.4 ± 1.9 (7)	172.8 ± 2.8 (6)	77.8 ± 1.5 (7)	86.5 ± 1.0 (6)	97.9 ± 2.8 (6)	44.7 ± 1.4 (7)
<i>osiris</i>	235.0 ± 16.3 (44)	58.5 ± 2.2 (44)	174.2 ± 4.7 (25)	79.3 ± 3.1 (39)	87.9 ± 3.3 (27)	95.4 ± 2.4 (38)	46.0 ± 1.7 (38)
<i>isabella</i>	221.9 ± 13.9 (18)	61.3 ± 2.2 (19)	180.1 ± 4.2 (16)	79.7 ± 2.1 (18)	90.7 ± 3.3 (16)	101.4 ± 3.3 (18)	46.1 ± 1.6 (18)
<i>pelzelni</i>	255.7 ± 21.1 (9)	60.4 ± 2.1 (11)	183.0 ± 3.6 (5)	82.4 ± 1.9 (11)	93.0 ± 1.9 (5)	103.5 ± 2.5 (11)	46.7 ± 1.5 (11)
<i>fuscifrons</i>	247.7 ± 26.3 (10)	60.9 ± 2.5 (10)	186.9 ± 5.2 (8)	83.4 ± 1.7 (10)	95.1 ± 3.6 (9)	99.1 ± 5.1 (9)	48.9 ± 1.2 (10)
<i>christii</i>	258.5 ± 18.1 (5)	63.7 ± 2.4 (8)	190.7 ± 2.1 (7)	85.7 ± 3.4 (8)	97.3 ± 1.8 (7)	103.3 ± 3.1 (7)	48.9 ± 2.1 (8)
Salt Range	293.6 ± 17.8 (11)	65.2 ± 2.2 (11)	202.5 (2)	87.5 ± 2.5 (11)	101.4 ± 4.6 (5)	106.6 ± 4.1 (6)	51.7 ± 1.4 (7)
<i>bennetti</i>	254.7 ± 13.3 (7)	64.5 ± 3.3 (11)	180.8 ± 4.6 (5)	84.5 ± 3.1 (11)	90.8 ± 3.1 (6)	100.2 ± 3.5 (9)	48.0 ± 2.6 (8)
<i>gazella</i>	238.9 ± 17.0 (7)	67.7 ± 3.2 (7)	187.3 ± 4.8 (4)	88.8 ± 2.2 (6)	95.8 ± 2.5 (5)	107.8 ± 2.6 (5)	51.8 ± 1.0 (6)
Yemen	229.0 (2)	66.5 (2)	191.0 (2)	87.0 (2)	98.5 (2)	110.0 (2)	52.5 (2)
<i>arabica</i>	223.1 ± 15.5 (31)	64.5 ± 2.3 (32)	186.7 ± 4.5 (23)	80.3 ± 2.7 (29)	95.8 ± 2.5 (27)	105.1 ± 2.7 (24)	45.3 ± 2.4 (28)
<i>muscatensis</i>	190.0 ± 14.0 (3)	61.6 ± 1.7 (3)	172.0 (1)	78.0 ± 3.5 (3)	87 (1)	102.6 ± 2.5 (3)	44.3 ± 1.4 (3)
<i>spekei</i>	236.7 ± 15.7 (12)	58.7 ± 2.8 (13)	180.0 ± 5.7 (7)	83.1 ± 2.2 (13)	90.2 ± 4.1 (7)	98.9 ± 3.8 (13)	49.5 ± 2.8 (13)

Table 4, continued

	Horn length	Base br.	Skull l	Skull br.	Precorb. l	Postorb. l	Palate br.
<i>leptoceros</i>	337.3 ± 28.3 (6)	58.7 ± 1.0 (6)	178.0 (2)	84.0 ± 1.9 (6)	90.5 (2)	97.7 ± 4.9 (6)	51.8 ± 1.9 (5)
<i>loderi</i>	297.5 ± 15.8 (6)	57.3 ± 2.2 (8)	187.0 ± 5.8 (8)	83.9 ± 3.6 (8)	97.6 ± 3.8 (8)	102.0 ± 5.0 (8)	50.0 ± 2.2 (8)
<i>rufina</i>	287.0 (1)	76.0 (1)	213.0 (1)	97.0 (1)	124.0 (1)	109.0 (1)	58.0 (1)
<i>cuvieri</i>	309.7 ± 21.1 (3)	71.7 ± 2.5 (3)	215.5 (2)	94.3 ± 1.9 (3)	117.0 (2)	116.3 ± 1.0 (3)	55.7 ± 1.0 (3)
<i>ruffronds</i>	257.0 (1)	68.0 (1)	222.0 (1)	100.0 (1)	121.0 (1)	118.0 (1)	54.0 (1)
<i>laevipes</i>	258.2 ± 20.1 (19)	68.3 ± 2.7 (20)	212.7 ± 5.8 (13)	93.5 ± 3.2 (20)	113.9 ± 3.8 (13)	115.4 ± 5.9 (20)	53.7 ± 2.2 (22)
<i>tilonura</i>	211.3 ± 7.8 (5)	61.8 ± 1.8 (5)	203.5 (2)	90.0 ± 1.4 (3)	110.7 ± 1.1 (3)	115.5 (2)	53.3 ± 1.2 (3)
<i>albonotata</i>	247.3 ± 16.2 (9)	64.0 ± 2.1 (9)	209.8 ± 4.9 (8)	86.6 ± 1.8 (10)	113.9 ± 2.2 (8)	114.6 ± 5.2 (9)	54.4 ± 2.5 (10)
<i>thomsoni</i>	307.7 (21)	—	209.1 ± 5.5 (18)	88.0 ± 2.4 (19)	103.4 ± 4.1 (19)	120.0 ± 3.8 (20)	—
<i>nasalis</i>	308.3 (68)	—	195.4 ± 4.4 (6)	86.1 ± 2.5 (69)	98.7 ± 5.3 (66)	113.7 ± 4.1 (67)	—
<i>marica</i>	271.5 ± 21.9 (12)	56.7 ± 2.5 (14)	178.8 ± 5.3 (6)	84.0 ± 2.2 (11)	91.2 ± 2.5 (6)	99.4 ± 3.8 (10)	51.4 ± 2.5 (12)
Kurdistan	267.0 ± 20.3 (3)	59.0 ± 1.4 (5)	—	85.0 ± 1.0 (5)	—	101.0 ± 3.8 (5)	52.0 ± 1.3 (5)
Mahammerah	274.6 ± 12.4 (5)	60.4 ± 1.9 (5)	185.5 (1)	89.2 ± 1.7 (5)	92.5 (1)	108.0 (1)	53.0 (1)
<i>subgutturosa</i>	318.0 ± 13.0 (22)	65.2 ± 2.5 (22)	203.9 ± 4.1 (18)	95.9 ± 1.9 (22)	110.0 ± 3.1 (18)	112.1 ± 3.3 (22)	57.1 ± 2.4 (22)
<i>hillieriana</i>	256.9 ± 12.5 (20)	63.6 ± 2.5 (25)	202.2 ± 4.2 (19)	95.9 ± 2.4 (25)	105.2 ± 3.4 (20)	106.8 ± 3.4 (23)	59.2 ± 2.1 (23)
<i>yarkandensis</i>	303.4 ± 14.9 (5)	66.8 ± 2.3 (5)	215.0 ± 4.2 (4)	96.8 ± 2.0 (6)	111.5 ± 1.7 (4)	114.5 ± 4.2 (6)	60.3 ± 3.4 (6)
Kelat (Baluchistan)	244.0 (1)	58.0 (1)	—	88.0 (1)	—	104.0 (1)	53.0 (1)

Table 5

Skull Measurements: Female
(Means and Standard Deviations)

	Horn length	Base breadth	Skull 1	Skull br.	Preorb. 1	Postorb. 1	Palate br.
<i>dorcas</i>	187.7 ± 20.9 (7)	50.6 ± 1.4 (7)	162.7 ± 4.1 (6)	74.7 ± 1.0 (7)	82.0 ± 3.3 (6)	88.1 ± 2.3 (7)	44.4 ± 1.1 (7)
<i>saudiya</i>	211.1 ± 19.9 (9)	47.6 ± 1.8 (9)	164.8 ± 3.4 (5)	71.0 ± 1.1 (9)	85.4 ± 2.7 (5)	90.9 ± 2.5 (9)	43.3 ± 1.6 (9)
<i>osiris</i>	180.7 ± 19.0 (14)	50.8 ± 1.8 (16)	162.6 ± 2.6 (8)	74.8 ± 1.7 (16)	82.9 ± 1.6 (8)	89.0 ± 1.7 (16)	44.3 ± 1.1 (15)
<i>isabella</i>	165.1 ± 18.8 (9)	51.5 ± 1.8 (11)	169.8 ± 4.9 (3)	74.5 ± 2.1 (9)	88.0 ± 2.9 (5)	93.8 ± 2.1 (8)	43.1 ± 1.5 (10)
<i>pelzelni</i>	177.3 ± 12.5 (3)	53.0 ± 0.7 (5)	178.8 ± 1.4 (5)	77.6 ± 1.0 (5)	94.3 ± 2.2 (5)	97.0 ± 1.4 (5)	45.2 ± 1.8 (5)
<i>fuscifrons</i>	173.8 ± 33.8 (6)	53.3 ± 2.7 (5)	178.3 ± 4.0 (4)	82.7 ± 3.2 (5)	91.5 ± 2.7 (4)	94.9 ± 3.9 (5)	49.3 ± 1.6 (5)
<i>christii</i>	118.0 ± 19.2 (3)	50.3 ± 1.5 (4)	184.0 (2)	81.0 ± 2.0 (4)	95.5 (2)	96.0 ± 0.8 (4)	47.8 ± 1.5 (4)
Salt Range	127.8 ± 25.2 (4)	51.2 ± 1.3 (5)	189.3 ± 3.7 (4)	81.2 ± 2.8 (5)	101.0 ± 2.5 (4)	100.0 ± 3.0 (5)	49.0 ± 2.2 (4)
<i>bennetti</i>	120.2 ± 18.0 (5)	51.1 ± 1.1 (7)	178.8 ± 7.6 (5)	80.3 ± 2.3 (7)	92.5 ± 4.5 (6)	97.0 ± 5.6 (6)	46.6 ± 1.6 (7)
<i>gazella</i>	113.5 (2)	52.0 (2)	174.0 (1)	79.5 (2)	92.5 (2)	100.0 (1)	55.5 (2)
Yemen	144.5 ± 5.4 (4)	54.8 ± 3.4 (4)	186.5 ± 4.8 (4)	82.5 ± 4.4 (4)	97.8 ± 3.3 (4)	102.0 ± 2.8 (4)	50.5 ± 2.0 (4)
<i>arabica</i>	111.5 ± 4.8 (5)	52.0 ± 2.4 (5)	167.5 ± 5.1 (4)	75.4 ± 3.4 (5)	85.2 ± 5.3 (4)	92.0 ± 3.2 (5)	44.0 ± 7.6 (5)
<i>muscatensis</i>	120.5 ± 25.5 (2)	52.5 ± 1.1 (2)	—	73.2 ± 2.1 (5)	—	91.0 ± 1.6 (5)	43.0 ± 5.2 (5)

Table 5, continued

	Horn length	Base breadth	Skull 1	Skull br.	Preorb. 1	Postorb. 1	Palate br.
<i>spebei</i>	210.0 ± 15.6 (3)	51.3 ± 2.1 (3)	175.0 (2)	81.0 ± 3.0 (3)	89.0 (2)	97.0 ± 4.7 (3)	48.7 ± 1.0 (3)
<i>leptoceros</i>	273.0 (2)	49.0 (2)	183.0 (1)	79.0 (2)	96.0 (1)	93.0 (2)	50.5 (2)
<i>loderi</i>	248.4 ± 19.0 (5)	49.2 ± 1.4 (6)	181.8 ± 3.2 (5)	81.2 ± 2.1 (6)	95.0 ± 3.1 (5)	95.7 ± 2.8 (6)	49.1 ± 1.7 (7)
<i>cuvieri</i>	204.2 ± 22.8 (6)	57.4 ± 2.3 (8)	198.4 ± 7.3 (5)	87.3 ± 3.8 (5)	106.0 ± 6.2 (6)	105.8 ± 4.3 (8)	51.3 ± 3.7 (7)
<i>ruffroni</i>	147.0 (2)	53.0 ± 2.0 (3)	194.0 (1)	81.3 ± 1.0 (3)	106.0 ± 1.0 (2)	113.0 (1)	49.7 ± 1.0 (3)
<i>laevipes</i>	187.9 ± 16.0 (9)	56.1 ± 3.0 (10)	207.4 ± 3.6 (7)	88.3 ± 2.6 (9)	111.7 ± 5.0 (7)	108.2 ± 3.4 (9)	54.2 ± 3.5 (11)
<i>tilonura</i>	144.0 (1)	58.0 (1)	195.0 (1)	85.0 (1)	107.0 (1)	105.0 (1)	49.0 (1)
<i>albonotata</i>	124.0 (1)	53.0 (2)	206.3 ± 5.2 (3)	85.0 ± 2.7 (4)	112.7 ± 1.5 (3)	105.5 (2)	55.3 ± 2.2 (4)
<i>thomsoni</i>	120.0 (12)		198.6 ± 6.3 (9)	82.9 ± 2.4 (10)	105.7 ± 5.7 (10)	110.3 ± 4.2 (10)	
<i>nasalis</i>	99.6		184.4 ± 5.3	80.4 ± 2.2	95.9 ± 5.0	104.0 ± 4.2	
<i>marica</i>	226.0 (1)	47.0 (1)	169.0 (1)	80.0 (1)	85.0 (1)	93.0 (1)	50.0 (1)
Kurdistan			161.0 ± 1.6 (3)	75.7 ± 1.6 (3)	83.3 ± 1.6 (3)	87.7 ± 1.9 (3)	47.0 ± 1.0 (3)
Mahammerah			174.5 (2)	80.0 ± 1.8 (6)	90.0 (2)	92.8 ± 4.2 (6)	47.8 ± 1.7 (6)
<i>subgutturosa</i>			194.3 ± 3.3 (8)	88.0 ± 1.2 (8)	103.5 ± 0.2 (8)	103.7 ± 2.6 (8)	56.0 ± 1.0 (8)
<i>hillieriana</i>			193.0 (1)	88.0 (2)	103.0 (1)	100.0 (2)	58.0 (2)

Table 6

Frequencies of types of naso-premaxillary contact

	a	b	c	d	Number
<i>dorcas</i>		22.2	77.8		9
<i>saudiya</i>		5.9	94.1		17
<i>osiris</i>	6.9	69.0	24.1		29
<i>isabella</i>	30.3	57.6	12.1		33
<i>pelzelni</i>		75.0	25.0		16
<i>bennetti</i> etc.		11.8	82.3	5.9	51
<i>gazella</i>	100.0				5
Yemen	50.0	50.0			6
<i>arabica</i>	31.6	57.9	10.5		38
<i>muscatensis</i>	81.8	18.2			11
<i>spekei</i>	50.0	37.5	12.5		16
<i>leptoceros</i> subsp.			50.0	50.0	10
<i>rufina</i>			100.0		1
<i>cuvieri</i>			66.7	33.3	3
<i>rufifrons</i>			50.0	50.0	4
<i>laevipes</i>		22.0	61.0	17.0	41
<i>tilonura</i>		28.6	71.4		7
<i>albonotata</i>				100.0	6
<i>nasalis</i>			4.6	95.4	131
<i>thomsoni</i>		4.4	22.1	73.5	68
<i>subgutturosa</i> subsp.		2.8	91.7	5.5	36

Type A = nasal branch of premaxilla not reaching nasal bones; Type B = premaxillae just in contact with nasals; Type C = premaxilla in contact with nasals; Type D = premaxillary-nasal contact longer than maxillary-nasal contact.

than one should expect by chance. Accordingly it is best to continue to recognise this form as a distinct species; on the other hand there is nothing against uniting the species *cuvieri* and *rufifrons*, in which case the species would be known by the earlier name, *Gazella cuvieri* Ogilby, 1841. It is clear that *cuvieri* bears no relation at all to *G. gazella*. This view of the two Algerian species corresponds with that of HEIM DE BALSAC, 1936, who also states that the two are (or were) sympatric in certain areas. The following classification of the smaller gazelles is therefore proposed:

Subgenus *Trachelocele* Ellerman and Morrison-Scott, 1951

I. *Gazella (Trachelocele) subgutturosa* Gldenstaedt, 1780 Goitred gazelle

Large gazelles, of robust build; a small swelling on throat of male. Horns of male lyrate, of circular cross-section at base, with 20–27 rings. Horns of female absent in most races, but when present often well-developed, incipiently lyrate (and may be present on one side only). Occipito-parietal suture angular; premaxillae nearly straight; fronto-nasal suture somewhat V-shaped; medial and lateral nasal flanges approximately equal in length; palato-maxillary suture V-shaped; anterior basioccipital tuberosities of types 4–5 (GENTRY, 1964: 362); premaxillary-nasal contact nor-

Table 7

Mean values of certain indices in Gazelle skulls

	Nasal index (Mean anterior- posterior nasal %)	Horn length index (female as % of male)	Skull length index (female as % of male)	Preorbital + postorbital — Skull length
<i>massaesyala</i>	102.8	—	—	7.5
<i>dorcas, osiris</i>	97.4	76.1	94.5	9.2
<i>saudiya</i>	107.7	76.8	95.4	11.6
<i>isabella</i>	94.8	74.4	94.3	12.0
<i>pelzelni</i>	91.0	69.3	97.7	13.0
<i>fuscifrons</i>	96.3	70.2	95.4	7.7
<i>christii</i>	} 96.3	45.6	} 96.0	10.3
Salt Range		43.5		
<i>bennetti</i>		47.3		
<i>gazella</i>	91.0	47.1	92.9	17.4
Yemen	91.7	63.1	97.6	15.4
<i>arabica</i>	89.3	51.7	89.7	11.5
<i>muscatensis</i>	89.7	69.4	—	13.0
<i>speki</i>	90.4	88.7	97.2	10.0
<i>leptoceros</i>	90.4	78.0	102.8	8.1
<i>loderi</i>	98.9	83.5	97.2	10.8
<i>rufina</i>	90.0	—	—	20.0
<i>cuvieri</i>	94.5	67.9	92.1	15.6
<i>rufifrons</i>	83.3	57.2	87.4	21.0
<i>laevipes</i>	85.0	72.0	93.3	14.6
<i>tilonura</i>	85.0	70.7	95.8	19.9
<i>albonotata</i>	82.1	50.2	98.3	15.3
<i>nasalis</i>	—	39.0	94.4	16.3
<i>thomsoni</i>	—	32.2	95.0	15.5
<i>marica</i>	102.0	83.2	94.5	10.4
<i>subgutturosa</i>	95.0	—	95.1	12.2
(others)				

mally of type c; auditory bulla large; preorbital fossa comparatively small, its lower edge horizontal; ethmoid fissure comparatively wide; supraorbital pits rather small; nasals nearly or quite as wide anteriorly as posteriorly (nasal index, table 7); skull not excessively flexed (Preorb.-postorb.-index, table 7). Face stripes never very strongly expressed, become obliterated with age leaving the face white; flank band indistinct; pygal band present (usually) but indistinct; nose spot absent.

1. *G. s. subgutturosa* (Güldenstaedt, 1780)
Persian gazelle

- 1780: *Antilope subgutturosa* Güldenstaedt, Acta Ac. Sci. Pterop. 1778, 1, 251.
LYDEKKER and BLAINE (1913) give "Persia; probably the Bussora district" as type locality; but it is clear from the original description (p. 253) that the actual type locality is Tiflis (now Tbilisi) in the Caucasus.
- 1843: *Antilope dorcas* var. *persica* Gray, List Mamm. B. M. 160. *nom. nud.*
- 1900: *Gazella subgutturosa typica* Lydekker, Great and Small Game of India, 180.
- 1910: *Gazella seistanica* Lydekker. Nature, 83, 202 Seistan, eastern Persia.

1956: *Gazella subgutturosa gracilicornis* Stroganov, Zap.-Sib. philiat (Ak. nauk. SSSR), 1, 17. Bakhshan valley, Tadzhikistan.

Distribution: Caucasus; Iran east of Zagros range; Russian Central Asia along the west flank of the mountains as far as the Sayan range, Altai system.

A large race, with long horns in the male which are absent or poorly developed in the female.

2. *G. s. marica* Thomas, 1897
Rhim, or Arabian Sand Gazelle

1897: *Gazella marica* Thomas, Ann. Mag. N. H. 19, 162. Ibrî, Nejd desert, Saudi Arabia.

Distribution: Sand areas in Arabia as far east as Kuwait and as far north as Palmyra. Size small: horns relatively as long as in last race, and present in female, in which they are well-developed, 80% as long as the males. Colour very pale, nearly white; face is white throughout adult life.

3. *G. s. yarkandensis* Blanford, 1875
Saikik or Yarkand gazelle

1875: *Gazella subgutturosa* var. *yarkandensis* Blanford, J. Asiat. Soc. Bengal, 44, 2, 112. Plains of Yarkand.

Distribution: flanks of the mountains bordering the Takla Makan desert, Sinkiang. The largest race, with horns relatively shorter than in typical race. Colouration more intense sandy-yellowish, with less of a reddish hue than Persian race.

4. *G. s. billieriana* Heude, 1894
Mongolian gazelle

1894: *Gazella billieriana* Heude, Mém. H. N. Emp. Chin. 2, 245. Gobi, Mongolia.

1894: *Gazella mongolica* Heude, loc. cit. Mongolia.

1900: *Gazella subgutturosa sairensis* Lydekker, Great & Small Game of India, 184. Saiar Mountains, Dzungaria.

1931: *Gazella subgutturosa reginae* Adlerberg, C. R. Acad. Sci. URSS, 327. North-west Tsaidam, Tibet. This race appears to have been named without knowledge of Heude's names, as the Mongolian gazelles are included by ADLERBERG within *reginae*.

Distribution: Gobi region, west in Dzungaria and east as far as the Hwang-Ho (localities Paotow and Ninghsia); south into Tsaidam.

Similar in size to typical race, but horns of male much shorter. No horned females appear to be known. Colour less greyish; very pale sandy.

Subgenus *Gazella* de Blainville, 1816

II. *Gazella* (*Gazella*) *dorcas* Linnaeus, 1758 Dorcas gazelle

A small, slenderly built species, with no throat swelling. Horns of males usually lyrate, somewhat compressed at base, with 17–25 rings. Horns of females about 43–77% of length of males; often somewhat lyrate. Premaxillae very concave on upper surface; fronto-nasal suture narrow, generally in form of a V; medial and lateral nasal flanges approximately equal in length; palato-maxillary suture on palate V-shaped; anterior

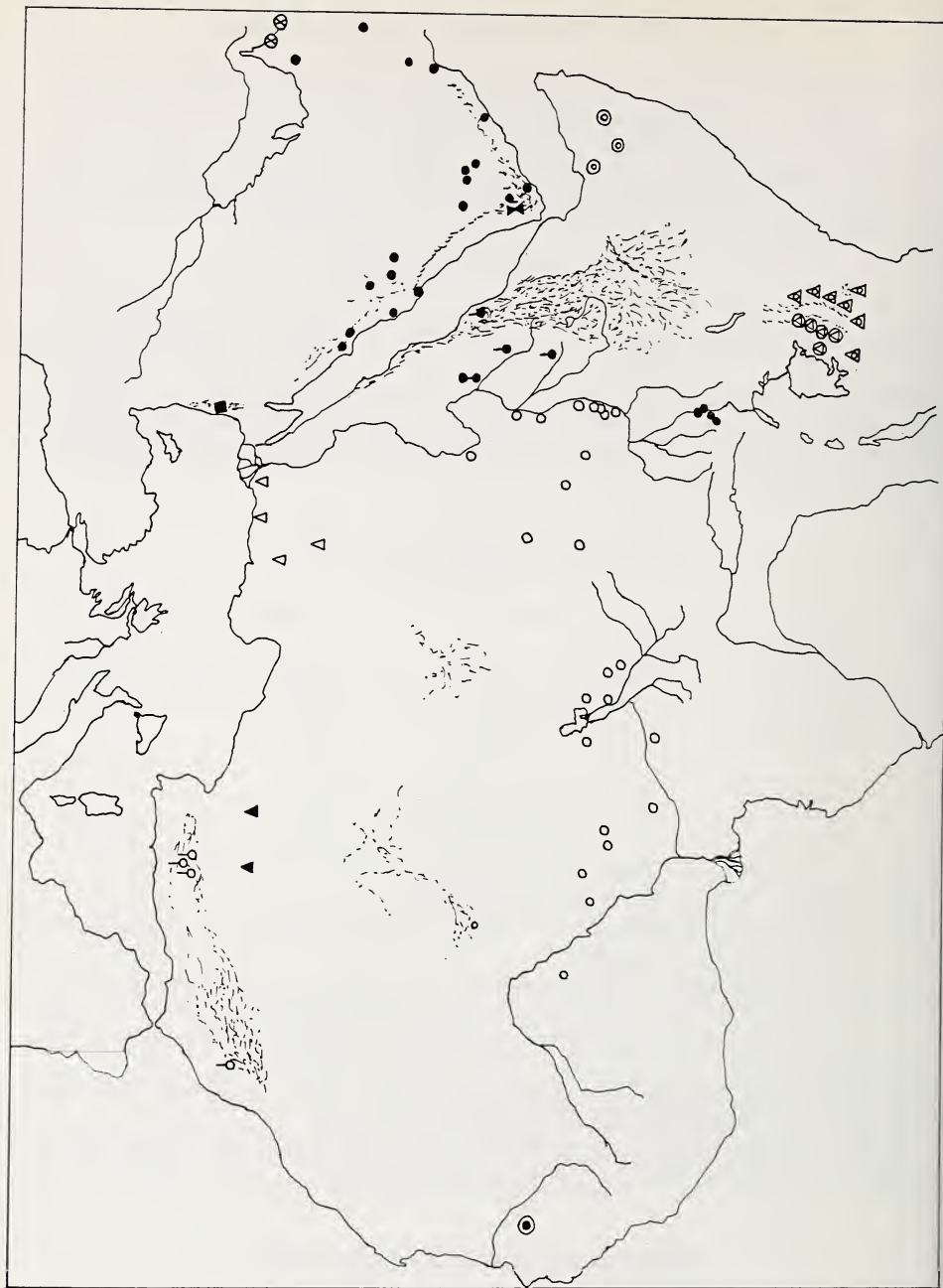


Fig. 1

- | | | | |
|---|----------------------------|---|--|
| ■ | <i>G. g. gazella</i> | △ | <i>G. l. leptoceros</i> |
| ⊠ | <i>G. g. subsp., Yemen</i> | ▲ | <i>G. l. loderi</i> |
| ⊗ | <i>G. g. muscatensis</i> | ● | <i>G. c. tilonura</i> |
| ● | <i>G. g. arabica</i> | ⊙ | <i>G. c. ruffifrons</i> |
| ⊙ | <i>G. spekei</i> | ○ | <i>G. c. laevipes</i> |
| | | ⋯ | <i>G. c. laevipes-tilonura</i>
intermediate |
| | | ♂ | <i>G. c. cuvieri</i> |
| | | △ | <i>G. c. albonotata</i> |
| | | ⊙ | <i>G. c. thomsoni</i> |
| | | ⊗ | <i>G. c. nasalis</i> |

basioccipital tuberosities of GENTRY's types 3—6, premaxillary-nasal contact mostly of types b or c; auditory bulla rather large; preorbital fossa small, with lower edge nearly horizontal; ethmoid fissure wide; supraorbital pits small. Palate distinctly narrower than in subgenus *Trachelocele*. Nasals often as broad at anterior as at posterior ends. Skull not very flexed. Face stripes strongly marked; flank band fawn to reddish, not generally very marked; pygal band indistinct; nose spot usually present.

1. *G. d. dorcas* (Linnaeus, 1758)
Egyptian dorcas gazelle

1758: *Capra dorcas* Linnaeus, Syst. Nat. ed. 10, 1, 69. Lower Egypt.

1766: *Antilope kevella* and *corinna* Pallas, Misc. Zool. 7. No localities.

1869: *Gazella dorcas sundervalli* Fitzinger, S. B. Akad. Wiss. Wien, 59, 1: 159. N. Africa. (Based on *Antilope dorcas* var. *y* of Sundevall). This name might as well be fixed as a synonym of the present race.

Distribution: western desert of Egypt, into Libya.

A small race with rather short horns; horn length of female over 70% of length in male. Naso-premaxillary contact usually of type c:

2. *G. d. massaesyla* Cabrera, 1928

1816: *Cemas maculata* Oken, Lehrb. Naturgesch. 3: 738. Senegal.

1847: *Antilope kevella* Sundevall, K. Svenska Vet.-Ak. Handl. 1845: 268. Morocco. Not of PALLAS, 1766.

1928: *Gazella dorcas massaesyla* Cabrera, J. Mamm., 9: 242. Rif plateau, between Taza and Gaurirt, Morocco.

1929: *Gazella dorcas cabrerai* Joleaud, Bull. Soc. Zool. de France, 54: 440. Substitute for *massaesyla*, thought to be preoccupied by *massaesilia* Pomel, 1894 (fossil species).

Distribution: Rif plateau, Morocco, down west coast through Rio de Oro to Senegal. The smallest race, slightly smaller than nominate race. Horns less distinctly lyrate. Colour comparatively dark.

3. *G. d. osiris* Blaine, 1913

1913: *Gazella littoralis osiris* Blaine, Ann. Mag. N. H. 11: 295. Nakheila, near junction of Nile and Atbara rivers, Sudan.

1926: *Gazella dorcas neglecta* Lavauden, Bull. Soc. H. N. Afr. du Nord, 17: 16. Plateau du Tadmeit, Algerian Sahara.

Distribution: Sahara; known from Tadmeit, Air, Ahaggar, Lake Chad region, Darfur, and the west bank of the Nile. It is uncertain whether the type specimen came from the east or west banks of the Nile; consequently the boundary between this race and the next cannot as yet be drawn accurately.

Considerably larger than previous two races. Naso-premaxillary contact more usually of type b. Colour a rather pale brownish-fawn.

4. *G. d. isabella* Gray, 1846
Eritrean gazelle

1846: *Gazella isabella* Gray, Ann. Mag. N. H. 18, 214. „Abyssinia“.

1847: *Antilope isidis* Sundevall, K. Svenska Vet.-Ak. Handl. 1845, 267. Sennaar.

1913: *Gazella littoralis* Blaine, Ann. Mag. N. H. 11, 295. Khorasot, Nubian desert, at base of Red Sea Hills.

1931: *Gazella isabella beccarii* de Beaux, Ann. Mus. Civ. Stor. Nat., Genova, 55, 210. Barka, Dancalia.

Distribution: Red Sea Hills, extending into Eritrea, and onto outposts of the Ethiopian highlands as far as Kassala. The type of *littoralis*, from Khorasot, seems to represent an intergrade between this race and the last; but is closer to the present race.

Larger than previous races, with shorter, thicker horns and greater width across their bases. Colour darker, distinctly more reddish.

5. *G. d. pelzelni* Kohl, 1886
Pelzeln's gazelle

1886: *Gazella pelzelni* Kohl, S. B. k. k. Zool.-Bot. Ges. Wien, 36, 4. Berbera.

Distribution: northern Somalia; intergrades with the last in Danakil country. Slightly larger than the last, with a broader skull; horns longer, straighter, more slender, narrower across the bases. Colour similar.

6. *G. d. saudiya* Carruther and Schwarz, 1935

1935: *Gazella gazella saudiya* Carruthers and Schwarz, P. Z. S. 155. Dhalm, 150 mi. N. E. of Mecca.

Distribution: whole Arabian peninsula. Recorded as far north as Abu al Jir, south of Rutba-Ramadi road, Iraq (specimen in D. L. HARRISON's private collection).

Size a little less than *osiris*; horns much longer, straighter and more slender than the latter; postorbital region of skull longer. Anterior end of nasals invariably at least as broad as posterior. Colour similar to *osiris*.

The type of Neumann's *Gazella arabica rueppeli* (probably in the Berlin museum) needs to be examined with relation to this form, as do topotypes of *G. arabica*.

7. *G. d. fuscifrons* Blanford, 1873

1873: *Gazella fuscifrons* Blanford, P. Z. S. 317. Jalk, Seistan desert.

1908: *Gazella yarkandensis kennioni* Lydekker, Field, 111, 499. Kain, Iran-Afghan border.

1911: *Gazella hayi* Lydekker, P. Z. S. 961. "Africa": actually Seistan.

Distribution: Seistan and the Mekran region, W. Pakistan; it is uncertain whether the boundary of this race is the Indus river, or the edge of the Iranian plateau.

Similar to *pelzelni* but somewhat larger, with horn-tips turned less inward; postorbital region of skull shorter. Hair longish, especially in winter, rather greyish sandy; flank-band almost obsolete.

8. *G. d. christii* Blyth, 1842

1842: *Gazella christii* Blyth, J. Asiat. Soc. Bengal, 11, 452. Thar desert, India.

Distribution: Cutch and Kathiawar, north to Khairpur and Bikaner.

Slightly larger than the last race, but horns of female only half the length of those of male instead of 70%; hair very short, with little seasonal variation; colour very pale, almost silvery drab brown.

9. *G. d. subsp.*
(Salt Range gazelle)

Distribution: Salt Range, Punjab, south and east to Sira, Bhattu, Gwalior and Jhansi.

This appears to be the largest, longest-horned race of the present species, but females are more distinctly smaller than males than is usually the case. A single skin is rich tobacco-brown.

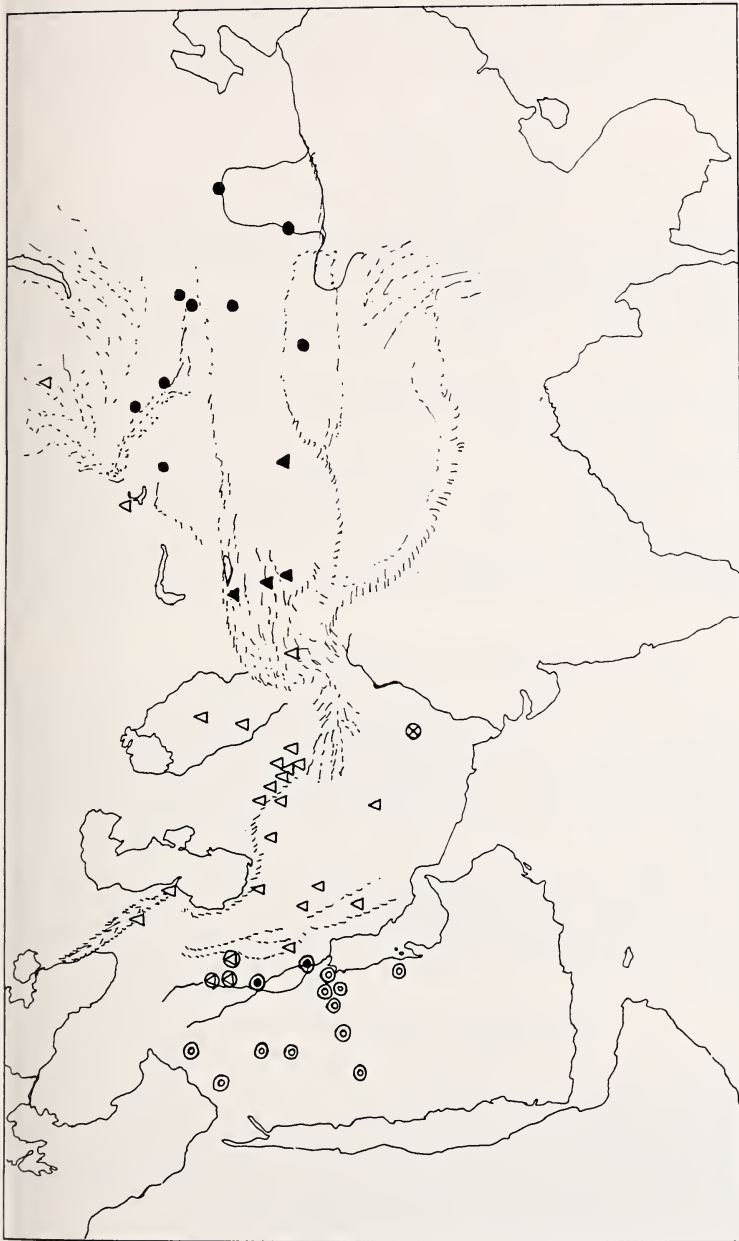


Fig. 2

- *G. s. marica*
- △ *G. s. marica-subgutturosa intergrades, Kurdistan*
- ⊗ *G. s. marica-subgutturosa intergrades, Mahammerah*
- △ *G. s. subgutturosa*
- ▲ *G. s. yarkandensis*
- *G. s. hillieriana*
- ⊗ *G. s. subsp., Kelat*

Although 11 males skulls and 5 females of this race are available in collections, it would appear to be unadvisable to name the race at the present time because of the damaged condition of most of the skulls. It will be noticed that only two male skulls are sufficiently complete to enable the greatest length measurement to be taken. Equally it would be advisable to study more than a single skin, since colouration on the whole forms a better guide to geographic variation than skulls among Indian gazelles.

10. *G. d. bennetti* (Sykes, 1831) -
Indian gazelle

1831: *Antilope bennetti* Sykes, P. Z. S. 1830—1, 104. Deccan, Hyderabad.

1843: *Antilope hazenna* I. Geoffroy in JAQUEMONT, Voy. Inde, 4, 74. Malwa, C. India. Distribution: Deccan, north to Ganges valley, upstream as far as Rohtak and Gourgaon, downstream as far as Palamau and Jagodih.

The smallest Indian race, about the size of *G. d. isabella* but with a distinctly broader skull; horns comparable in size with those of *christii*. Length of hair distinctly longer in winter than in summer; darker and less drab than in *christii* with distinct contrasts: middle of back reddish brown or tawny, and the same on lower part of flanks, with a dull-coloured zone between.

In all, the Indian gazelles form three (probably four) well-marked races, distinguished by size, length of horns in male and in female, skull proportions and skin characters (for measurements, see Tables 4 and 5). Skin comparisons are based on 9 *fuscifrons*, 10 *christii*, 1 Salt Range, and 5 *bennetti*.

It is noteworthy that the most westerly — *fuscifrons* — is the most like African *dorcas*, e. g. in colour and in length of horns in the female.

III. *Gazella (Gazella) gazella* Pallas, 1766

Often difficult to distinguish from *dorcas*; closely approached by some of the Indian and North-east African races of the latter. Horns tend to be shorter, thicker, often lyrate, more compressed at base, with only 10—15 rings; horn of female 47—63% of length of that of male; premaxilla more nearly straight; fronto-nasal suture in form of a U; palato-maxillary suture straighter; anterior basioccipital tuberosities of types 5—6; naso-premaxillary contact of types a or b; auditory bulla commonly bigger than *dorcas*, but very variable; posterior end of nasals always considerably wider than anterior; skull rather more flexed. P₄ may sometimes be three-lobed, instead of having only 2 lobes as in all other gazelles. Flank and pygal bands often more distinct than in *dorcas*, sometimes blackish-brown.

1. *G. g. gazella* (Pallas, 1766)
Palestine gazelle

1766: *Antilope gazella* Pallas, Misc. Zool. 7. Syria.

1904: *Gazella merrilli* Thomas, P. Z. S. 2, 347. Hizmeh, north of Jerusalem.

Distribution: restricted to the mountains of Palestine.

Size large, skull comparatively broad. Horns thick, fairly straight in front view with little trace of lyration. Hair longish, colour rather dark grey-brown.

2. *G. g.* subsp.
(Yemen gazelle)

Distribution: mountains of Yemen around 7,000 feet. Localities: „Mocha“, Jebel Zarba (near Ta'iz), Wadi Maleh (5 mi. E. of Ta'iz). A skull labelled „Ta'iz, 4100 feet“

(Chicago Mus. no. 77736) belongs to the next race; altitudinal replacement is consequently very clear.

The largest race; horns shorter and thicker than the last in males, but longer in females; skull comparatively narrower.

Although specimens in the British Museum labelled „Aden“ belong to the following race, it would be advisable to examine the type skulls of *erlangeri* Neumann before stating definitely that that name does not apply to this race.

3. *G. g. arabica* (Lichtenstein, 1827)

Arabian gazelle

1827: *Antilope arabica* Lichtenstein, Darstellung Säugeth. pl. 6. Farsan I., Red Sea.

1827: *Antilope cora* H. Smith, Griffith's Cuv. Anim. Kingd., 4, 216. Arabian coast of Persian Gulf. This name might as well be fixed as a synonym of this race.

(?) 1906: *Gazella arabica erlangeri* Neumann, S. B. Ges. Naturf. Fr. Berlin, 244. Lahej, Aden.

(?) 1906: *Gazella arabica rueppelli* Neumann, loc. cit. Sinai. It is possible that this name refers to a form of *dorcas* (see above, under *G. d. saudiya*).

1910: *Gazella arabica typica* Ward, Rec. Big Game, ed. 6, 251.

1927: *Gazella arabica hanishi* Dollman, P. Z. S. 1005. Gt. Hanish I., Red Sea.

Distribution: Arabian peninsular, mainly the coastal regions.

Horns more lyrate than previous races, and narrower across the base. Rather smaller than nominate race, and skull markedly narrower. Colour very variable: usually a light sandy brown; flank band broader than in most *dorcas*, but sometimes little if at all darker.

4. *G. g. muscatensis* Brooke, 1874

1874: *Gazella muscatensis* Brooke, P. Z. S. 142. Muscat, Oman.

Distribution: coastal region of Oman.

Much smaller and darker than previous race; horns shorter in male (not in female), even more lyrate. Horns of female 70% of length of those of male; the only race of this species in which there is a trace of the shape of the male's horns.

IV. *Gazella (Gazella) spekei* Blyth, 1863

Speke's gazelle

1863: *Gazella spekei* Blyth, Cat. Mamm. Mus. Asiat. Soc. Bengal, 172. Interior of Somaliland.

1868: *Gazella naso* Sclater, P. Z. S. 504. Somaliland.

Distribution: Ogaden and Somalia; except the coast of northern Somalia, where *G. d. pelzelni* is found.

Very similar to *G. dorcas* and *G. gazella*. Horns sigmoid in shape from the side in both sexes; horns of females 88.7% of those of males in length; compressed at base; 12–15 rings in male. Premaxillae very concave; fronto-nasal suture U-shaped, occasionally bracket-shaped like certain forms of *G. cuvieri*; palato-maxillary suture V-shaped; anterior basioccipital tuberosities of type 5; nasal index as in *G. gazella*; skull not very flexed. Externally very distinctive; has a black flank-band, but pygal band indistinct; a puffy elevation on nose in both sexes, of unknown use (? to provide a greater moistening surface for dry desert air).

V. *Gazella (Gazella) rufina* Thomas, 1894
Red gazelle; le gazelle rouge

1894: *Gazella rufina* Thomas, P. Z. S. 467. Skin and skull bought in Algiers.

1895: *Antilope (Dorcas) pallaryi* Pomel, Paléontologie — Les Antilopes Pallas, 9. Skin and skull bought in Oran.

Distribution: unknown! All known specimens have been purchased in markets in either Algiers or Oran. HEIM de BALSAC (1936) has suggested that it existed in the same regions of the Tell as *G. cuvieri*; „D'après les renseignements que nous avons pu recueillir”, there are several small herds of this form in the mountainous districts and the deep valley of the Chelif river. *Gazella rufina* bears a close relationship to the fossil *G. oranensis* of Pomel (HEIM de BALSAC, p. 89). LAVAUDEN (1930) suggests that this species is a gazelle of brush or forest; a very unlikely habitat for a gazelle. Both LAVAUDEN and HEIM de BALSAC deny that this species has any relationship with *rufifrons* of subsaharan Africa.

VI. *Gazella (Gazella?) leptoceros* F. Cuvier, 1842
Algerian sand gazelle; Rhim

It is possible that this species belongs to the subgenus *Trachelocele*; certainly it shows many resemblances. These are: the multi-annulated horns (24–30 rings), nearly straight premaxillae, naso-premaxillary contact of types c or d; very large auditory bullae; small, horizontal preorbital fossa; small supraorbital pits; obliterated face stripes and obsolete flank-band; very pale colour and somewhat elongated hoofs. However these features either are not peculiar to these two forms, or else are explainable by convergent adaptation to a common environment, as may be the closeness in the generalised distance analysis. It would be necessary to know also whether the bodily build of the two is similar, and whether the male has a throat swelling. The horn shape is entirely different: the horns are virtually straight, though nearly circular at the base, and evenly divergent. The female has horns 80% of those of the male in length. The occipitoparietal suture is unique in the genus in being rounded, instead of angular. Other features tend to be more like *dorcas*; it is not difficult to see this species as an extreme desert-living version of the latter.

1. *G. l. leptoceros* (F. Cuvier, 1842)

1842: *Antilope leptoceros* F. Cuvier, in GEOFFROY and CUVIER, H. N. Mamm., 4, 72. „Sennaar”: probably between Giza and Wadi Natron (FLOWER).

1869: *Leptoceros abu harab* Fitzinger, S. B. Akad. Wiss. Wien, 59, 1, 160, Libyan desert.

1869: *Leptoceros cuvieri* Fitzinger, loc. cit.; renaming of *A. leptoceros*. Not OGILBY, 1841.

1898: *Gazella leptoceros typica* Sclater & Thomas, Book of Antelopes, 3, 149.

Distribution: western desert of Egypt.

Size comparatively small, but horns very long; palate relatively broad, as in *G. subgutturosa*.

2. *G. l. loderi* Thomas, 1894

1894: *Gazella loderi* Thomas, Ann. Mag. N. H. 13, 452. Oued Souef, 100 mi. S. of Biskra.

Distribution: ergs of eastern Algeria and the Tunisian border area.

Larger, with narrower skull and shorter horns.

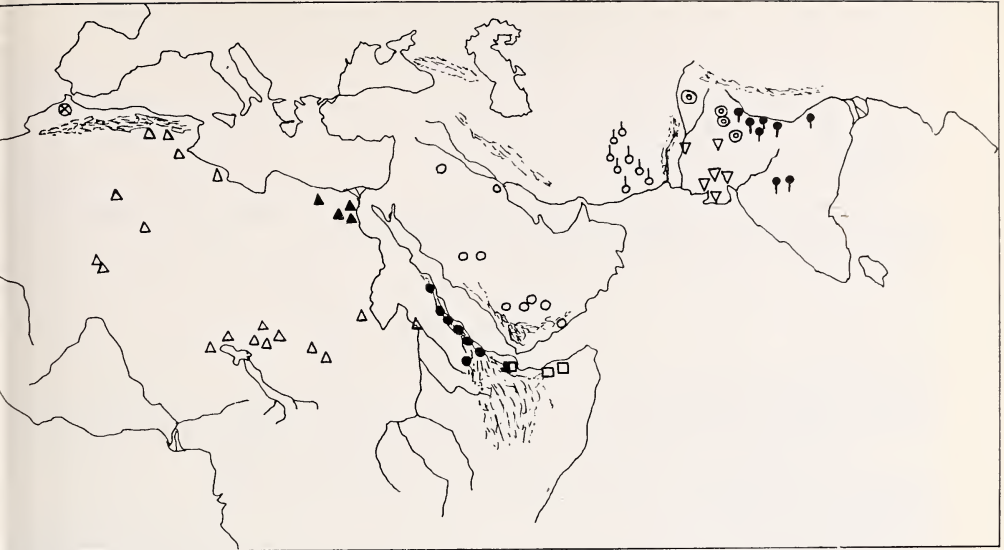


Fig. 3

- | | | | | | |
|---|---|---|-------------------------|---|-------------------------------|
| ⊗ | <i>G. d. massaesyala</i> | □ | <i>G. d. pelzelni</i> | ▽ | <i>G. d. christii</i> |
| △ | <i>G. d. osiris</i> | ▲ | <i>G. d. dorcas</i> | ⊙ | <i>G. d. subsp., Salt Ra.</i> |
| ● | <i>G. d. isabella</i> | ○ | <i>G. d. saudiya</i> | ⋈ | <i>G. d. bennetti</i> |
| ■ | <i>G. d. isabella-pelzelni intermediate</i> | ◌ | <i>G. d. fuscifrons</i> | | |

VII. *Gazella* (*Gazella*) *cuvieri* Ogilby, 1841

Cuvier's gazelle; Red-fronted gazelle; Thomson's gazelle, etc.

This species is different in many respects from those preceding. It is larger than any of the others excepting *rufina* and some races of *subgutturosa*. Characteristic of this species, and distinguishing it from all others including *rufina*, are: (1) the very strongly expressed horn-rings of the male, which are extremely prominent on the front of the horn and quite clearly expressed even on its posterior surface; (2) the almost completely straight premaxillae; (3) the very long medial flange of the nasals, which greatly exceeds the lateral flange in length; (4) the anterior basioccipital tuberosities, which are of GENTRY's types 1 or 2, rarely of type 3; (5) the small auditory bulla; (6) the very large preorbital fossa, which has an oblique lower edge; (7) the generally very narrow ethmoid fissure; (8) the large supraorbital pits; (9) the very broad hinder end of the nasals compared to the anterior end (correlated in part with no. (7), nasal index 82–94; (10) the highly flexed skull. The posterior ends of the nasals, where they make suture with the frontals, have a U-shaped or bracket-shaped margin. The face stripes and lateral and pygal bands are very wellmarked, though the light face-stripes may become obliterated on the muzzle. A nose spot is usually present. The colouration is sharply contrasting.

1. *G. c. cuvieri* (Ogilby, 1841)
Cuvier's or Mountain gazelle; Edmi

1804: *Antilope corinna* Lacépède Cuvier, Ménag. Mus. H. N. Paris. Not of Pallas, 1766. Constantine, Algeria.

1841: *Antilope cuvieri* Ogilby, P. Z. S. 1840, 35. Mogador, Morocco.

- 1850: *Gazella vera* Gray, Gleanings Menag. Knowsley Hall, pl. 3. No. locality.
 1853: *Gazella cineracens* Temminck, Esquis. Zool. sur la Cote de Guiné, 193.
 1860: *Gazella kevellla* Tristram, Great Sahara, 387. Not of Pallas. Atlas mountains, south of Teniet el Haad, Western Algeria.
 1895: *Dorcas subkevellla* and *setifensis* Pomel, Paléont., Les Antilopes Pallas.
 Distribution: Atlas Moutains.

Colour a dark grey-brown, with lateral band not completely black. Horns rather long, width at base comparatively great. Nasal index 94.5 – higher than in other races. Nose-spot large; knee-tufts present; forehead dark brown.

2. *G. c. rufifrons* Gray, 1846
 Red-fronted or Korin gazelle

- 1846: *Gazella rufifrons* Gray, Ann. Mag. N. H. 18: 214. Senegal.
 1869: *Eudorcas laevipes senegalensis* Fitzinger, S. B. k. k. Akad. Wiss. Wien, 59, 1, 159. (Based on *Antilope laevipes*, var. B, Sundevall). Senegal.
 1910: *Gazella rufifrons typica* Ward, Records Big Game, ed. 6, 262.
 Distribution: Senegal.

The largest race, with broad skull but rather narrow palate. Nasal index around 85, as in all subsequent races. Colour sandy rufous; nose-spot slightly marked; knee-tufts absent; a clear reddish-fawn band between black lateral flank-band and white of belly.

3. *G. c. laevipes* (Sundevall, 1847)

- 1847: *Antilope laevipes* Sundevall, K. Svenska Vet.-Ak. Handl., 1845, 266. Sennaar.
 1906: *Gazella salmi* Lorenz, S. B. Akad. Wiss. Wien, 115, 1, 21. Fashoda, Sudan.
 1912: *Gazella rufifrons hasleri* Pocock, P. Z. S. 5. Kano, northern Nigeria.
 1914: *Gazella rufifrons centralis* Schwarz, Ann. Mag. N. H. 13, 40. Magretta, near Melfi, Bagirmi, Oubangui-Shari district.
 1914: *Gazella rufifrons kanuri* Schwarz, loc. cit. Gulfei, lower Shari, Northern Cameroun.

Distribution: northern Nigeria via Lake Chad district to the west bank of the Nile. The farthest west locality is Labbezanga, Niger colony (now Niger Republic).

Skull smaller and much narrower than previous race; nose-spot absent, knee-tufts small, color less reddish than previous race. There may be a few white hairs on forehead. Study of further specimens of *rufifrons* may reveal that the present race is identical with the last.

4. *G. c. tilonura* (Heuglin, 1869)
 Heuglin's gazelle

- 1863: *Antilope melanura* Heuglin, Nova Acta Ac. Caes. Léop.-Car. 30, 2, 6. Bogosland, Eritrea, Ethiopia. Not of Bechstein, 1799 (= *Ourebia ourebi*).
 1889: *Antilope tilonura* Heuglin, Reise Weiss. Nil, 315. Replacement.
 Distribution: northern flank of the Ethiopian highlands; known from the Setit, Atbara and Bogos rivers. A specimen from Kituit, lower Atbara (and another from Kassala prov.) is an intergrade between this race and the last, but closer to this race.

Much smaller than the last race, but with as long a postorbital region; horns rather short, suddenly hooked in near their tips. Colour more rufous; nose-spot absent, but knee-brushes larger than in last race; light lateral face-strips nearly obsolete except in region of eyes. Pygal band completely absent.

5. *G. c. albonotata* Rothschild, 1903
Mongalla gazelle

1903: *Gazella albonotata* Rothschild, Novit. Zool. 10, 480. 40 mi, N. of Kero, Mongalla.

Distribution: both sides of the upper Nile, south of the Sudd and north of the Uganda border.

Similar to *laevipes* but narrower across the horn-bases and in orbital region. Horns of females only 50% of length of males'. Nose-spot usually present; knee-tufts large; forehead often entirely white, a condition foreshadowed by *laevipes* and seen commonly in *G. c. nasalis*; lateral band broader, and only rarely with a light rufous stripe beneath it. Pygal band present.

The remaining two races, *G. c. thomsoni* and *G. c. nasalis*, have been well described and compared by BROOKS (1961). It need only to be reiterated that they continue the gradation begun with *laevipes* and continued with *albonotata*, *nasalis* being the more *albonotata*-like of the two except for its small size.

There are several gaps in the above scheme — notably the mention of two new forms without sufficient material to name them; also further information would be most desirable about *G. rufina*, *G. leptoceros*, *G. cuvieri rufifrons*, and the forms from Sinai and Aden described by Neumann. It is considered, nonetheless, that the scheme outlined above best fits the interrelationships of the smaller living gazelles.

Acknowledgements

The author is greatly indebted to the following persons for assistance in studying the collections in their charge: Dr. G. B. CORBET, Mr. R. W. HAYMAN and Mr. J. E. HILL of the Mammal Section, British Museum (Natural History); Mr. L. BARTON of the Powell-Cotton Museum, Birdington, Kent; Dr. C. O. HANDLEY and Dr. D. H. JOHNSON of the Mammal Division, Smithsonian Institution, Washington, D. C.; Dr. R. G. VAN GELDER and Dr. GUY G. MUSSEY of the Mammalogy Department, American Museum of Natural History, New York; Dr. J. C. MOORE and Dr. JERRY HASSINGER of the Mammal Department, Field Museum of Natural History, Chicago; and Dr. CHARLES W. MACK of the Museum of Comparative Zoology, Harvard. I once again gratefully acknowledge the assistance of Dr. VRATISLAV MAZÁK who measured specimens of *G. subgutturosa* in Moscow and Leningrad.

Summary

The systematics of the living small gazelles is reviewed; seven Species are recognised, falling into two subgenera, *Gazella* and *Trachelocele*. The Ring-species relationship of *Gazella dorcas* and *Gazella gazella* is demonstrated. Of the two Algerian gazelles, it is *G. cuvieri* and not, as usually thought, *G. rufina*, which bears a conspecific relationship to *G. rufifrons* of subsaharan Africa. The geographic variability of each of the species is described and the subspecies mapped, with synonymy. The MAHALANOBIS Generalised Distance statistic is applied to skull measurements.

Zusammenfassung

Die Systematik der kleineren Gazellen wurde revidiert; sieben Arten in zwei Untergattungen: *Gazella* und *Trachelocele* sind unterscheidbar. Die *Gazella dorcas*/*G. gazella*-Verwandtschaft wird als Ring-Species beschrieben. Algerien wird von 2 verschiedenen Arten bewohnt. *G. cuvieri* — und nicht *G. rufina*, wie gewöhnlich angenommen wurde — ist mit der subsaharischen *G. rufifrons conspezifisch*. Für alle Arten werden Verbreitungskarte, Beschreibung und Synonymie gegeben. Die verallgemeinerte Abstands-Statistik von MAHALANOBIS wurde auf die Schädelmaße angewandt.

Appendix

The Discriminant Functions analysis was based on a simultaneous examination of eleven variables, as follows:

1. Breadth across horn-cores at base.
2. Breadth of nasals, at widest point anteriorly.
3. Breadth of nasals, at widest point posteriorly.
4. Length of nasals, along median line.
5. Greatest length of skull, from tip of premaxillae to occipital protuberance.
6. Greatest breadth of skull, on posterior borders of orbits.
7. Preorbital breadth; from tip of premaxillae to anterior border of orbit.
8. Postorbital breadth; from fronto-parietal suture to occipital protuberance.
9. Breadth across braincase, at supramastoid crests.
10. Length of tooththrow, from P² to M³.
11. Breadth across palate, outside M².

In addition to these measurements, three horn measurements (not used in the D² analysis) have been cited from time to time during this paper:

1. Greatest horn length, in a straight line on front of horn from base to tip (or most distal point of this is not the tip, e. g. usually in *G. c. tilonura*).
2. Tip-to-tip distance.
3. Greatest breadth across the horns, taken on the outside.

References

- BOETTCHER, H. VON, (1953): Gedanken über eine natürliche systematische Gruppierung der Gazellen (Gazellae). *Z. Säugetierkunde* 17, 83—92.
- BROOKS, A. C. (1961): A Study of the Thomson's Gazelle (*Gazella thomsonii* Gunther) in Tanganyika. London, H. M. S. O.
- BROWN, W. L., and WILSON, E. O. (1956): Character displacement. *Syst. Zool.* Washington. 5, 49—64.
- CARRUTHERS, D., and SCHWARZ, E. (1935): On a new gazelle from central Arabia P. Z. S. London, 155—6.
- ELLERMAN, J. R., and MORRISON-SCOTT, T. C. S. (1951): Checklist of Palearctic and Indian Mammals, 1758 to 1946. London: Trustees of the British Museum.
- GENTRY, A. W. (1964): Skull characters of African gazelles *Ann. Mag. N. H.* (13) 7, 353—382.
- GROVES, C. P., and HARRISON, D. L. (1967): The taxonomy of the gazelles (genus *Gazella*) of Arabia. *J. Zool. London*, 152, 381—7.
- GROVES, C. P. (1967): Ecology and taxonomy of the Gorilla. *Nature.*, 213, 890—3.
- HEIM DE BALSAC, H. (1936): Biogéographie des Mammifères et des Oiseaux de l'Afrique du Nord. *Bull. Biol. de France et de Belgique, Suppl.* 21, 1—446.
- LAVAUDEN, L. (1930): Notes de Mammalogie Nord-Africaine. Le Gazelle Rouge. *Bull. Soc. Zool de France* 55, 327—332.
- LAY, D. M. (1967): A study of the Mammals of Iran; resulting from the Street Expedition of 1962—3. *Fieldiana: Zoology*. 54, 1—283.
- LÖNNBERG, E. (1914): On *Gazella albonotata* Rothschild and its affinities. *Novit. Zool.* 21, 154—8.
- LYDEKKER, R., and BLAINE, G. (1914): Catalogue of Ungulate Mammals in the British Museum, 3. London: Trustees of the British Museum.
- PENROSE, L. S. (1954): Distance, size and shape. *Ann. Eugen.*, 18, 337—343.
- SCHWARZ, E. (1937): Die fossilen Antilopen von Oldoway. *Wiss. Ergebn. Oldoway-Exped.* 1913, Leipzig (N. F.) 4, 8—104.
- TALBOT, P. A., and MULHALL, H. (1962): Physical anthropology of Southern Nigeria. Cambridge Univ. Press, England.

Author's address: Dr. COLIN P. GROVES, 16 Grafton Road, Enfield, Middx., England

ZOBODAT - www.zobodat.at

Zoologisch-Botanische Datenbank/Zoological-Botanical Database

Digitale Literatur/Digital Literature

Zeitschrift/Journal: [Mammalian Biology \(früher Zeitschrift für Säugetierkunde\)](#)

Jahr/Year: 1967

Band/Volume: [34](#)

Autor(en)/Author(s): Groves Colin P.

Artikel/Article: [On the Smaller Gazelles of the Genus Gazella de Blainville, 1816 38-60](#)